

Milk River Ridge Reservoir

FIN Summary 2018

Background

“How are the fish in my lake doing?” We need this answer to set appropriate fishing regulations, to understand and correct any problems with fish habitat, and to guard against invasive species. A healthy fish population and fish community means we can all enjoy the benefits of sustainable fisheries and healthy ecosystems. A standard method of assessing the status of fish populations is necessary to allow comparisons of fish sustainability across the years at a lake, and to compare to other lakes. In Alberta, we use an accepted standard of index netting for lake fisheries assessment. This method provides the necessary data on fish abundance, biological data (such as age and sex), and species diversity to assess sustainability.

Fall Index Netting (FIN)

Alberta Environment and Parks monitor Walleye and Northern Pike populations using standardized index netting (Morgan, 2002). Fall index netting occurs during late summer and fall when water temperatures are 10-15 °C. Standardized multi-mesh gill nets are set at random locations between 2 and 15 metres deep, set for 21-27 hours (i.e., a net-night), and then reset in new random locations. Information from Yellow Perch, Lake Whitefish, Burbot, minnow, and sucker species are also collected. The information collected from each fish includes length, weight, age, gender, and maturity. After sampling, if fish are appropriate for human consumption, Alberta biologists provide the fish to local Indigenous peoples or to persons on approved subsistence lists. Typically, a tiny proportion of the lake’s fish population (usually less than 1 or 2%) are killed in this sampling.

How is this information used?

Catch rates (i.e., number of fish captured per net-night) of Walleye and Northern Pike are an index of the populations’ abundance, with higher catch rates meaning there are more fish in the lake. The abundance of adult fish is compared to the standardized thresholds for 5 broad categories of risk to the long-term sustainability of the fish population, with higher densities of fish having lower risk (Table 1). The sizes and age of fish also tell us if problems with overharvest (e.g. too few fish living to old age) or habitat (e.g., poor spawning success) are a concern. Biologists use this information, as well as a variety of data on water quality, access, development, and

habitat threats as part of Alberta’s Fish Sustainability Index (FSI).

The management goal for most Alberta fisheries is long-term sustainability, shown by the red lines on the graphs below. Achieving this goal uses the netting data and the FSI to determine the most appropriate sport fishing regulations for a lake. This landscape-level assessment allows for consistent, broad temporal comparisons of fish sustainability and status.

For more information, please see Alberta’s FIN and FSI websites:

- <https://www.alberta.ca/fall-index-netting.aspx>
- <https://www.alberta.ca/fish-sustainability-index.aspx>

Table 1 – Alberta’s Fish Sustainability Index risk thresholds for Walleye and Northern Pike using the standardized Fall Index Net (FIN) method. Note: Thresholds align with species management frameworks.

Mature Walleyes/net	Mature Pike/net	Risk to Sustainability
>29.0	>21.8	Very Low
20.3-29.0	15.3-21.8	Low
14.5-20.2	10.9-15.2	Moderate
5.8-14.4	4.4-10.8	High
<5.8	<4.4	Very High

Results of the 2018 FIN at Milk River Ridge

Milk River Ridge Reservoir (1355 ha) is located 39 km southeast from the city of Lethbridge. From September 9 to 11, 2018, 12 nets captured 390 Lake Whitefish, 7 Northern Pike, 158 Walleyes, 15 White Suckers, 6 Longnose Suckers and 4 Spottail Shiners.

Walleye

The mean catch rate of Walleyes was 13.2 / net-night. The catch rates of mature (Figure 1) and immature Walleyes were 3.5/ net-night and 9.3/ net-night, respectively. The corresponding FSI score for the current mature density of Walleyes was assessed at **very high risk**.

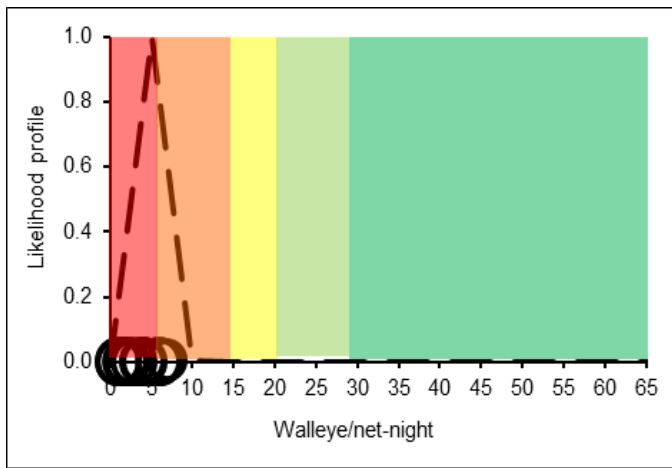


Figure 1 - The FIN catch rate of mature Walleyes from Milk River Ridge Reservoir, 2018. Dashed line is the mean catch rate (3.5 fish/net-night), with individual net data as hollow circles (n=12 nets).

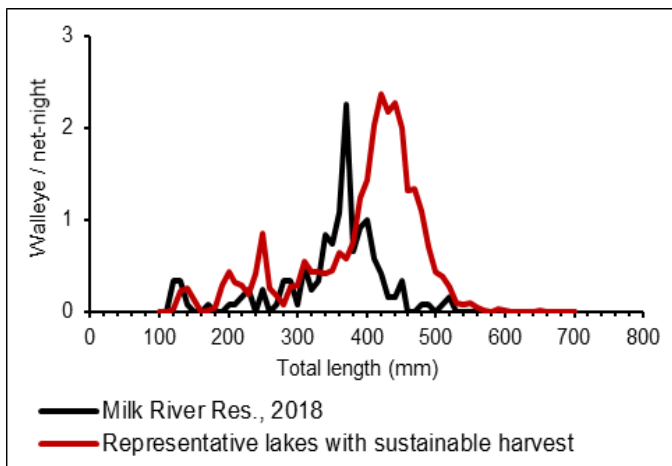


Figure 2 - FIN sample of showing size of Walleyes from Milk River Ridge Reservoir, 2018. The red line indicates the average length distribution of Walleye from 5 Alberta lakes supporting long-term sustainable harvests of Walleye.

The length distribution shows sporadic recruitment, abundant Walleyes from 340 to 370 mm, and low abundances of fish over 450 mm (Figure 2).

The 2018 FIN sample represented approximately 1.6% of the estimated mature Walleye population size.

Northern Pike

The mean catch rate of mature Northern Pike was 0.6/ net-night (Figure 3). The corresponding FSI score for the current mature density of Northern Pike was assessed at **very high risk**.

The length distribution shows sporadic and poor recruitment, and poor abundances of pike of any size class (Figure 4).

The 2018 FIN sample represented approximately 0.4% of the estimated mature Northern Pike population size.

Summary

The Milk River Ridge Reservoir FIN assessment indicated a Walleye FSI status of **very high risk**.

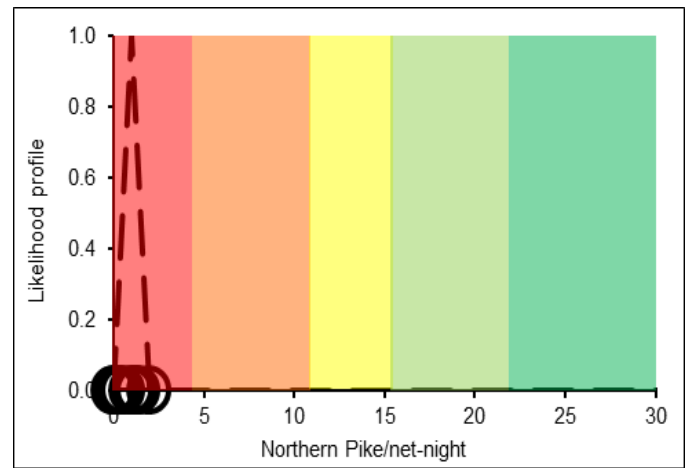


Figure 3 - The FIN catch rate of mature Northern Pike from Milk River Ridge Reservoir, 2018. Dashed line is the mean catch rate (0.6 fish/net-night), with individual net data as hollow circles (n=12 nets).

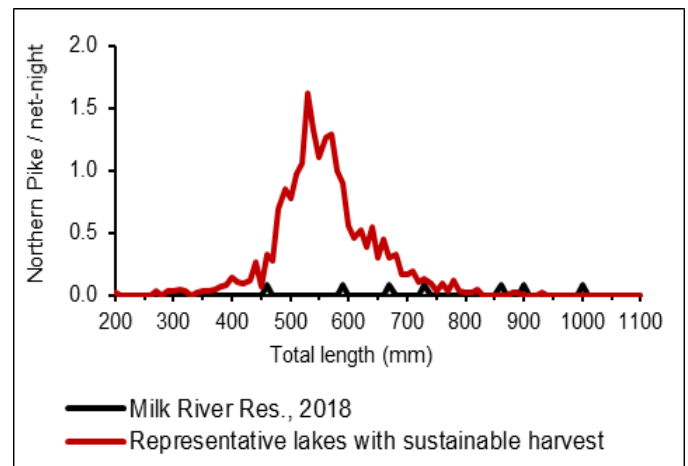


Figure 4 - FIN sample showing size of Northern Pike from Milk River Ridge Reservoir, 2018. The red line indicates the average length distribution of pike from 6 Alberta lakes supporting long-term sustainable harvests of pike.

Walleye are the focal species at Milk River Ridge Reservoir and conservation-focused management remains necessary to ensure the long-term sustainability of the population.

The Northern Pike population is at **very high risk**.

Conservation-based management is required to support the sustainability of this population.

Literature

Morgan, G.E. 2002. Manual of Instructions-Fall Walleye Index Netting. Percid Community Synthesis, Diagnostics and Sampling Standards Working Group. Laurentian University, Sudbury Ontario.