

Potential Serious Incidents (PSIs) Reporting

Report current as of:
19Aug2021

PSIs from January 1 to December 31, 2020

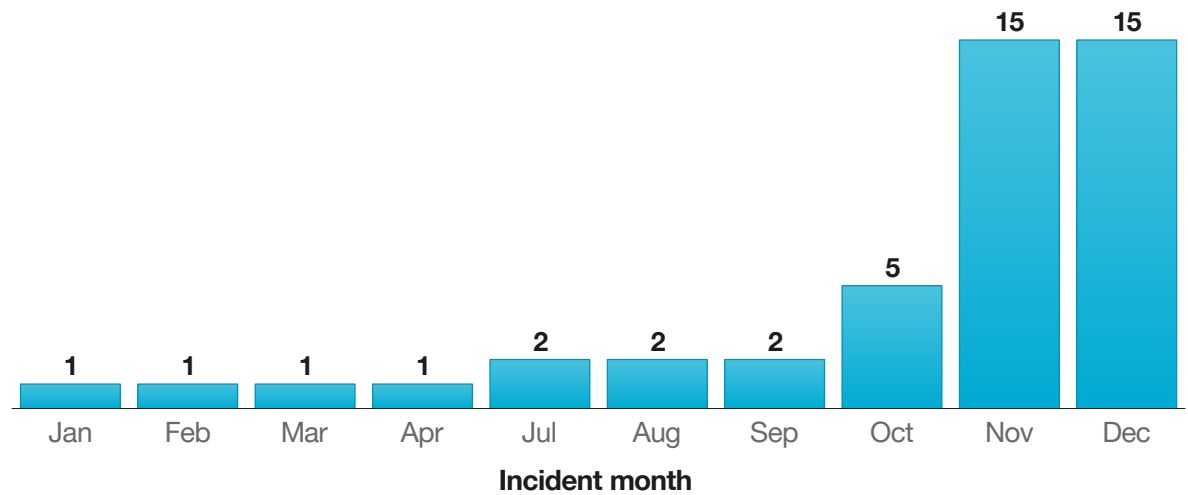
WCB
Sector:

Business, personal and professional services

Total PSIs reported

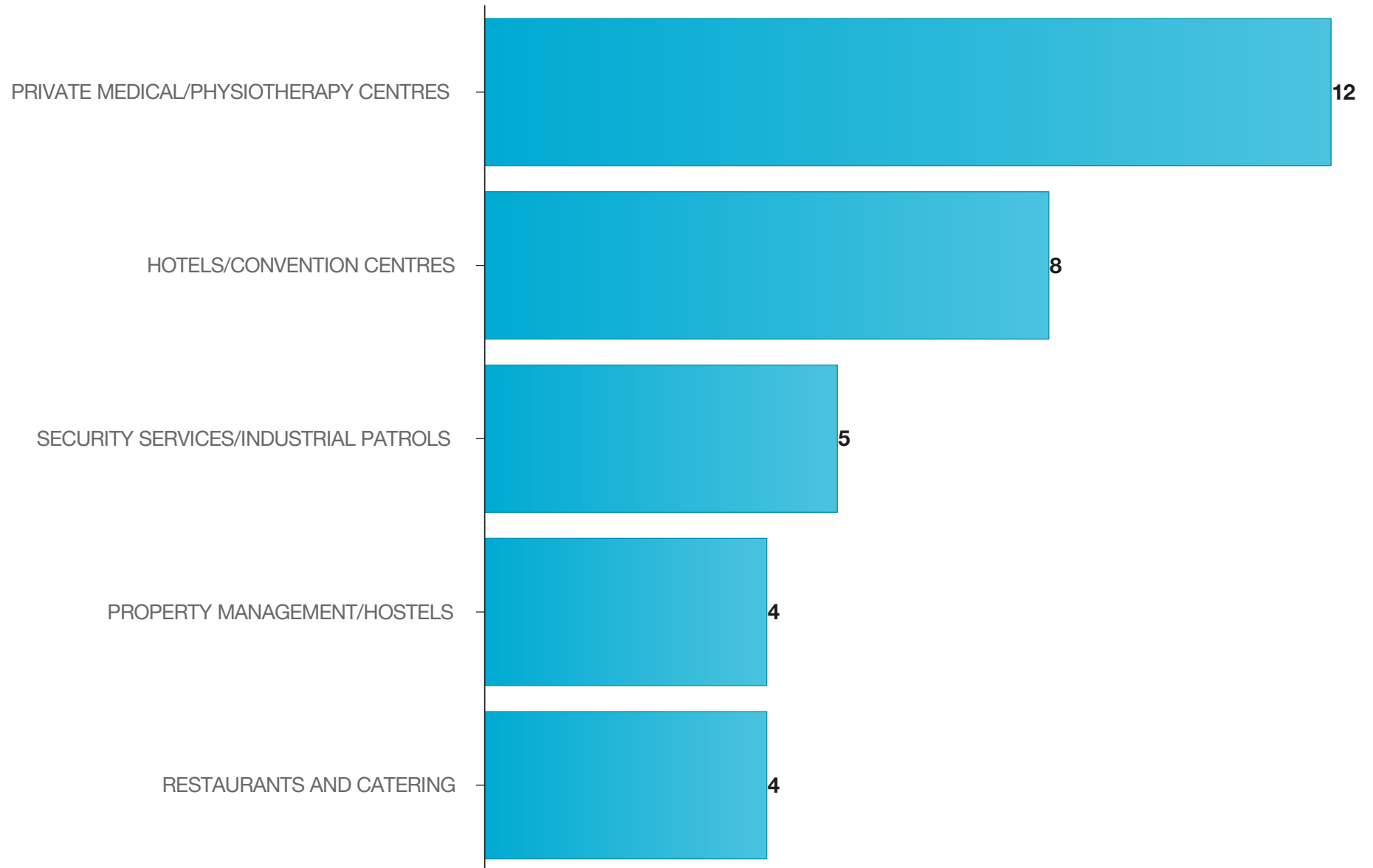
45

Number of PSIs reported by date of incident



Industries

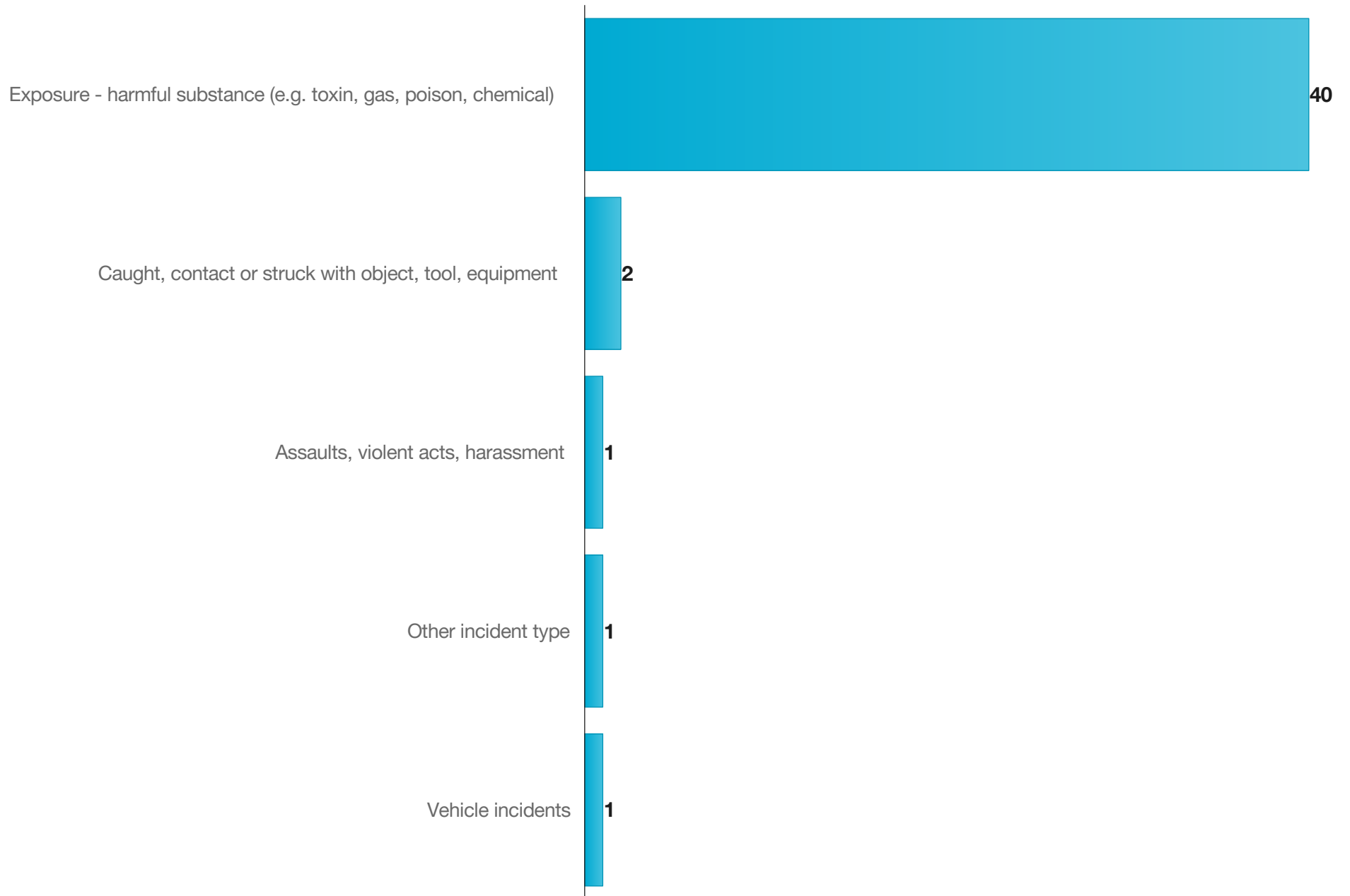
Top five industries with PSIs



Note: Total may not represent all PSIs reported. For some PSIs the WCB industry was not applicable.

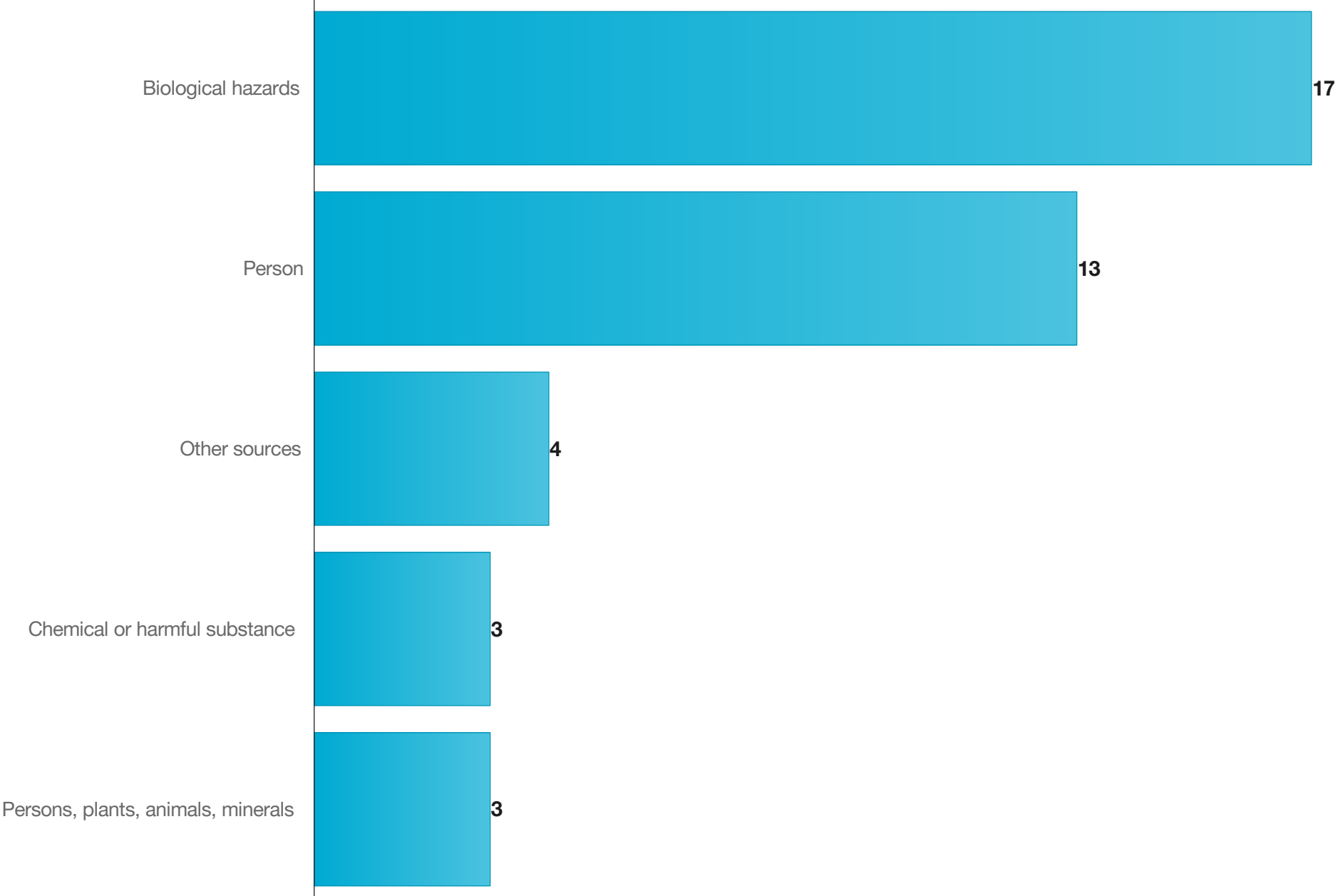
Type of PSI (Overview)

Top five types of PSIs



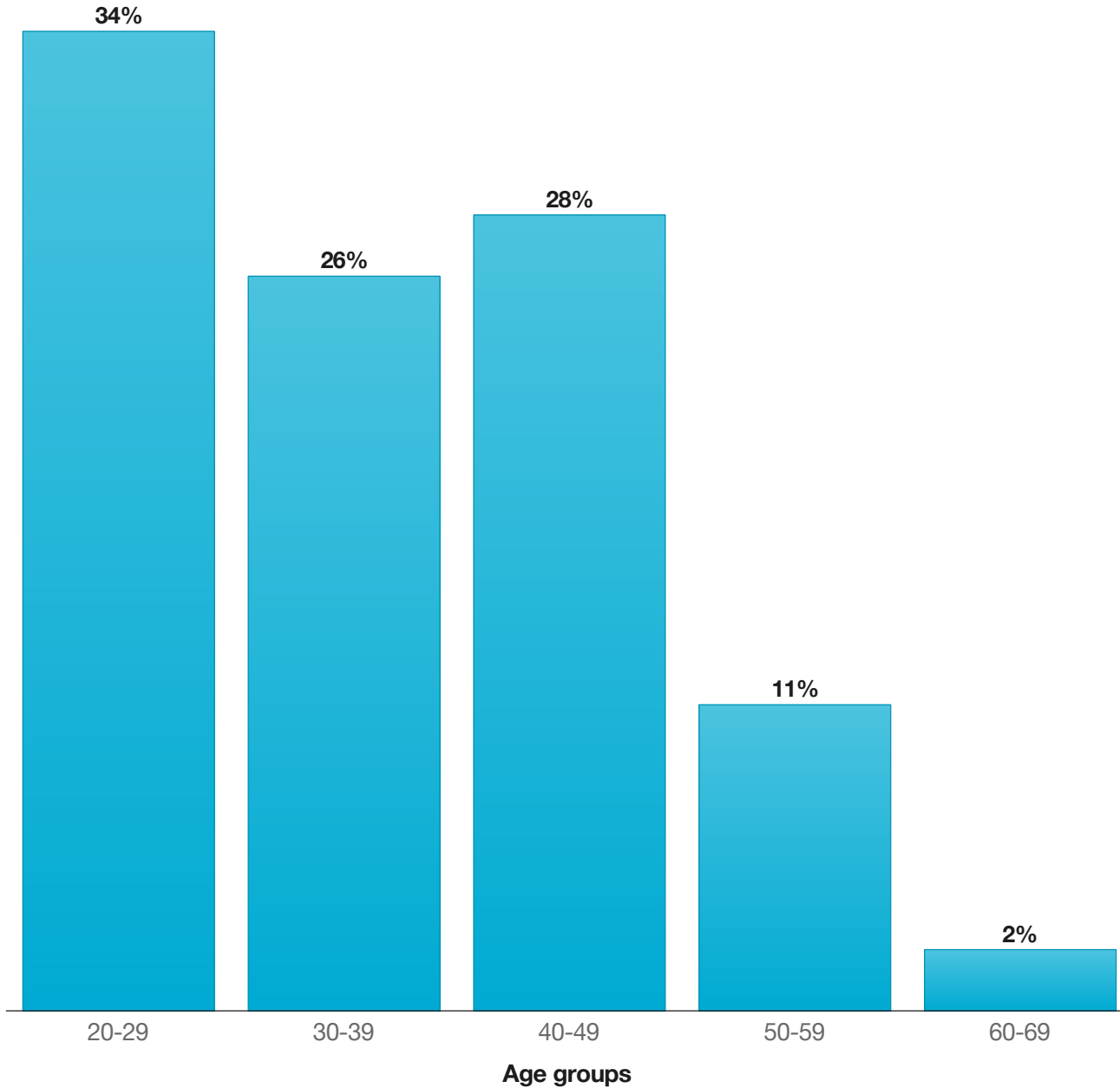
Source of PSI (Overview)

Top five sources of PSIs



Injured Person (Overview)

Age distribution of injured persons



Number of injured workers and non-workers

Workers

47

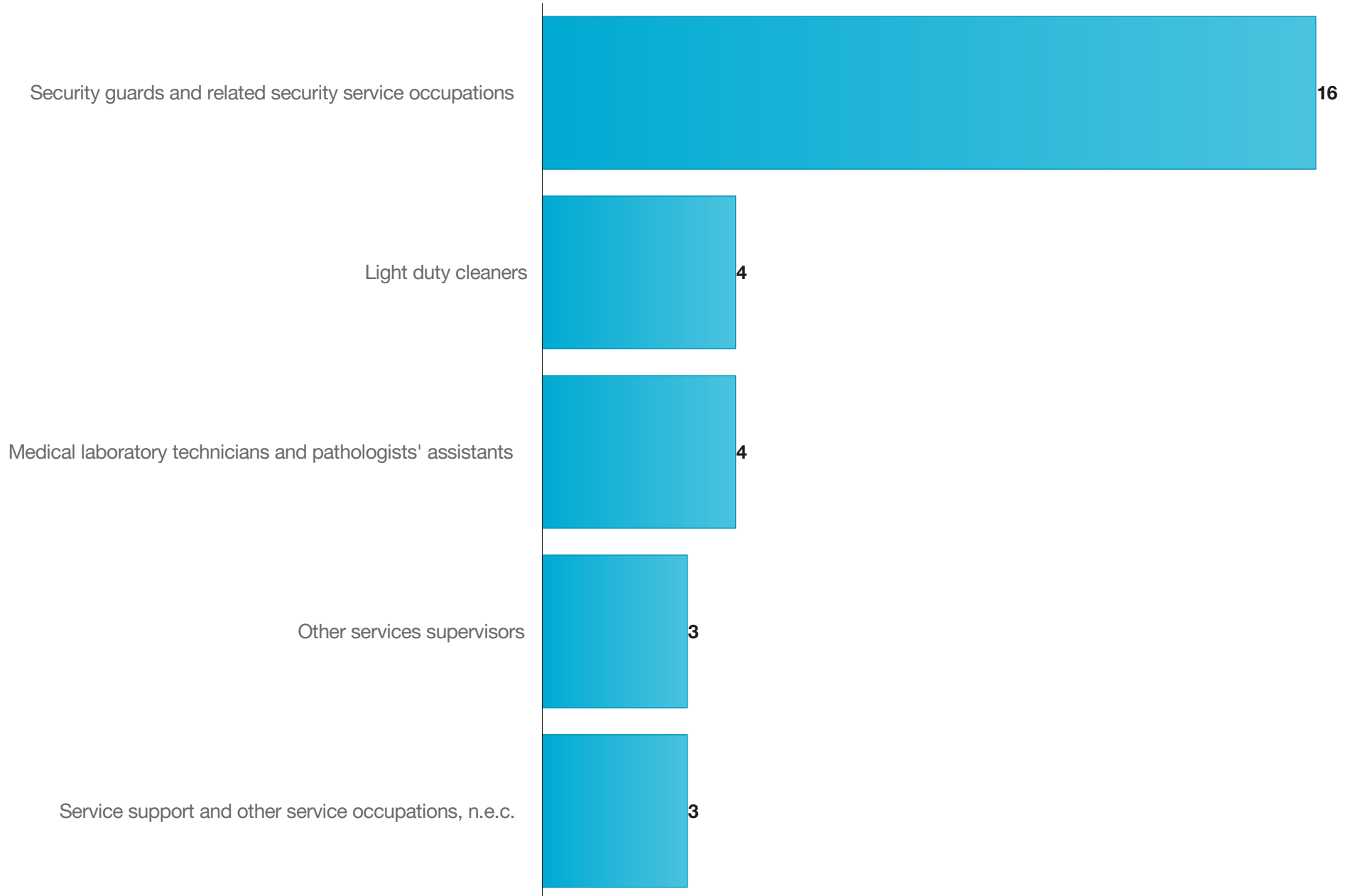
PSIs with injuries

36%

Note: The remainder of incidents are what some may consider "near misses".

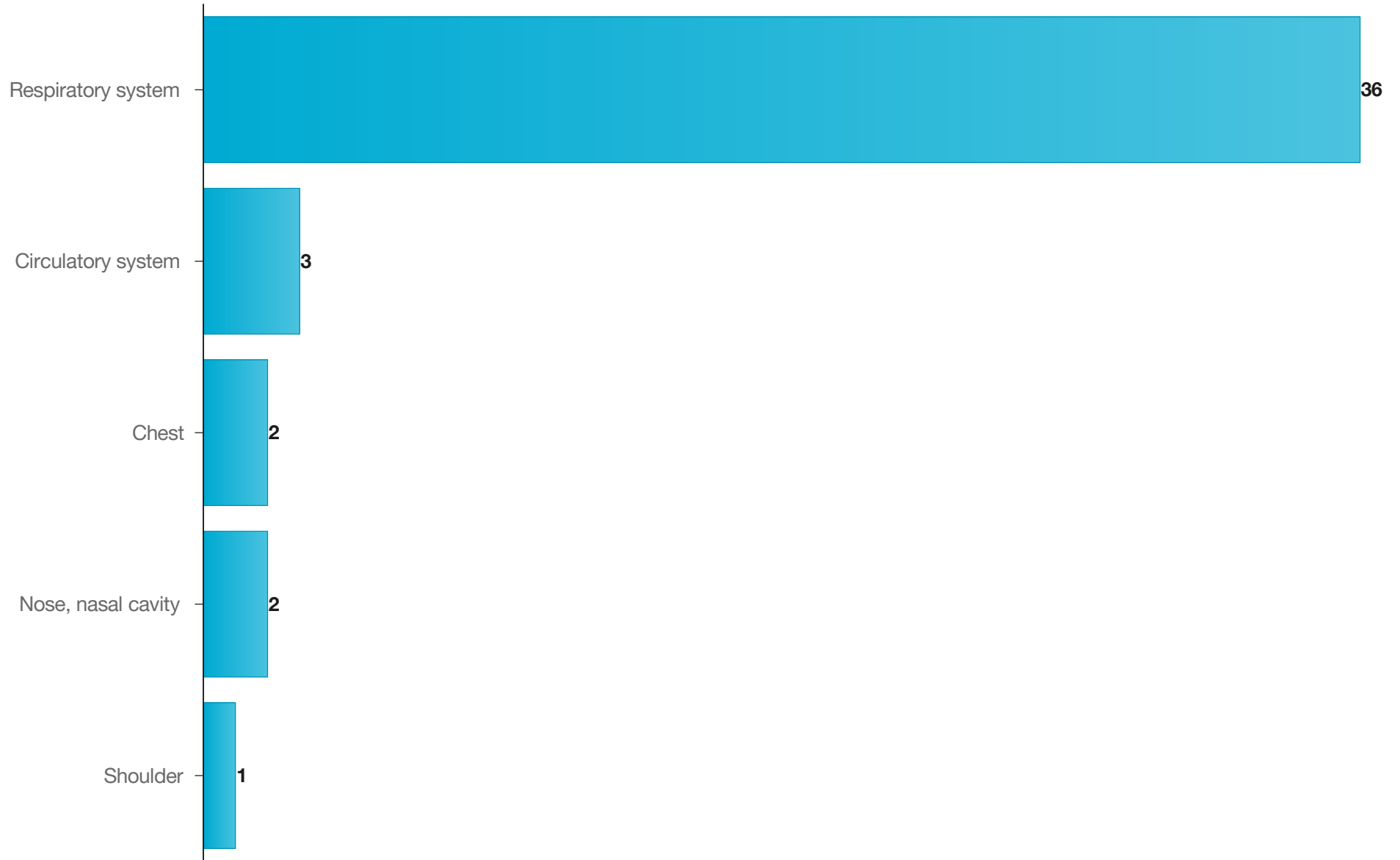
Occupations

Top five occupations of injured workers



Part of Body Injured

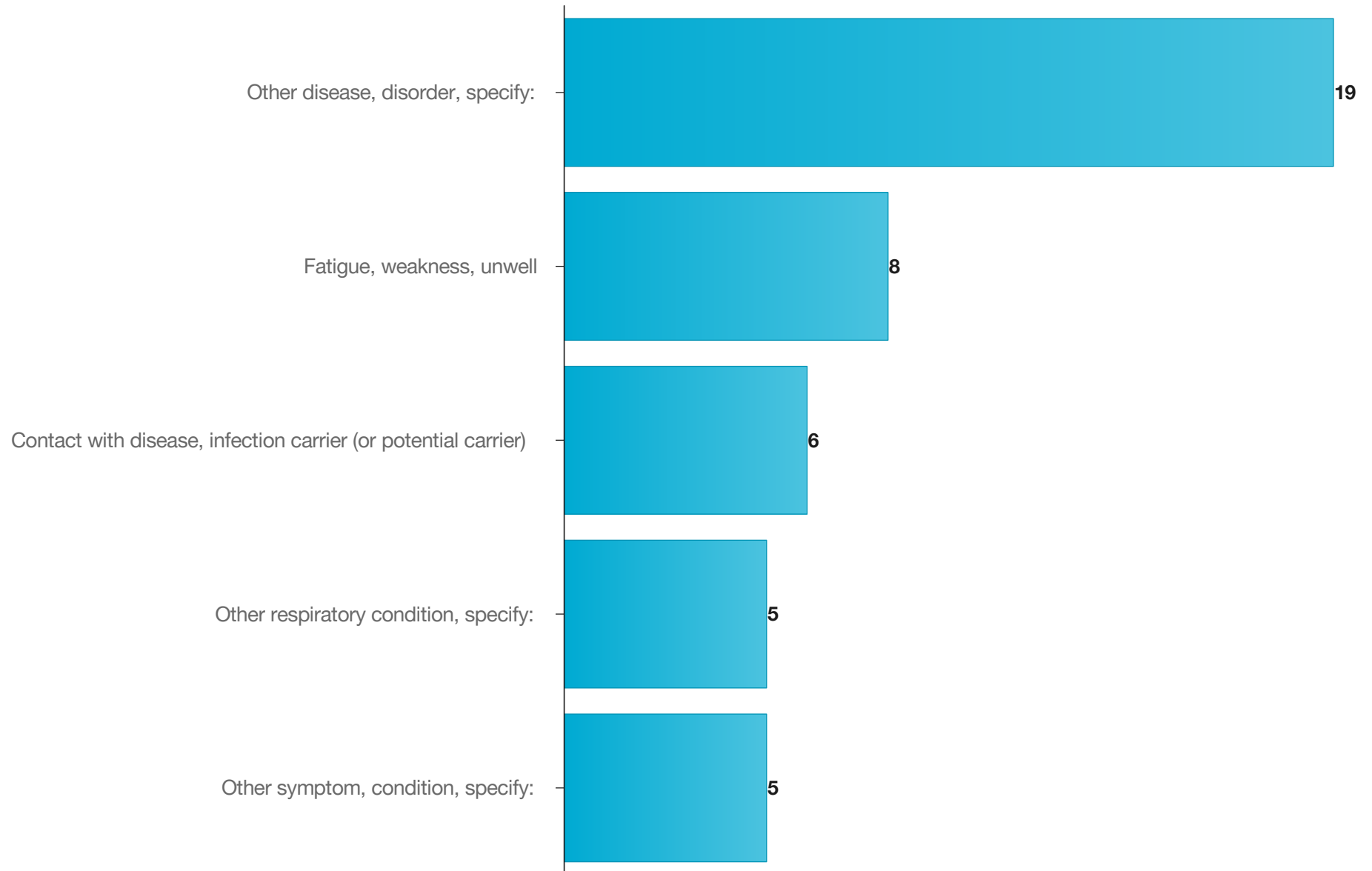
Top five body parts injured



Note: A person could have multiple injuries reported.

Type of Injury

Top five injuries



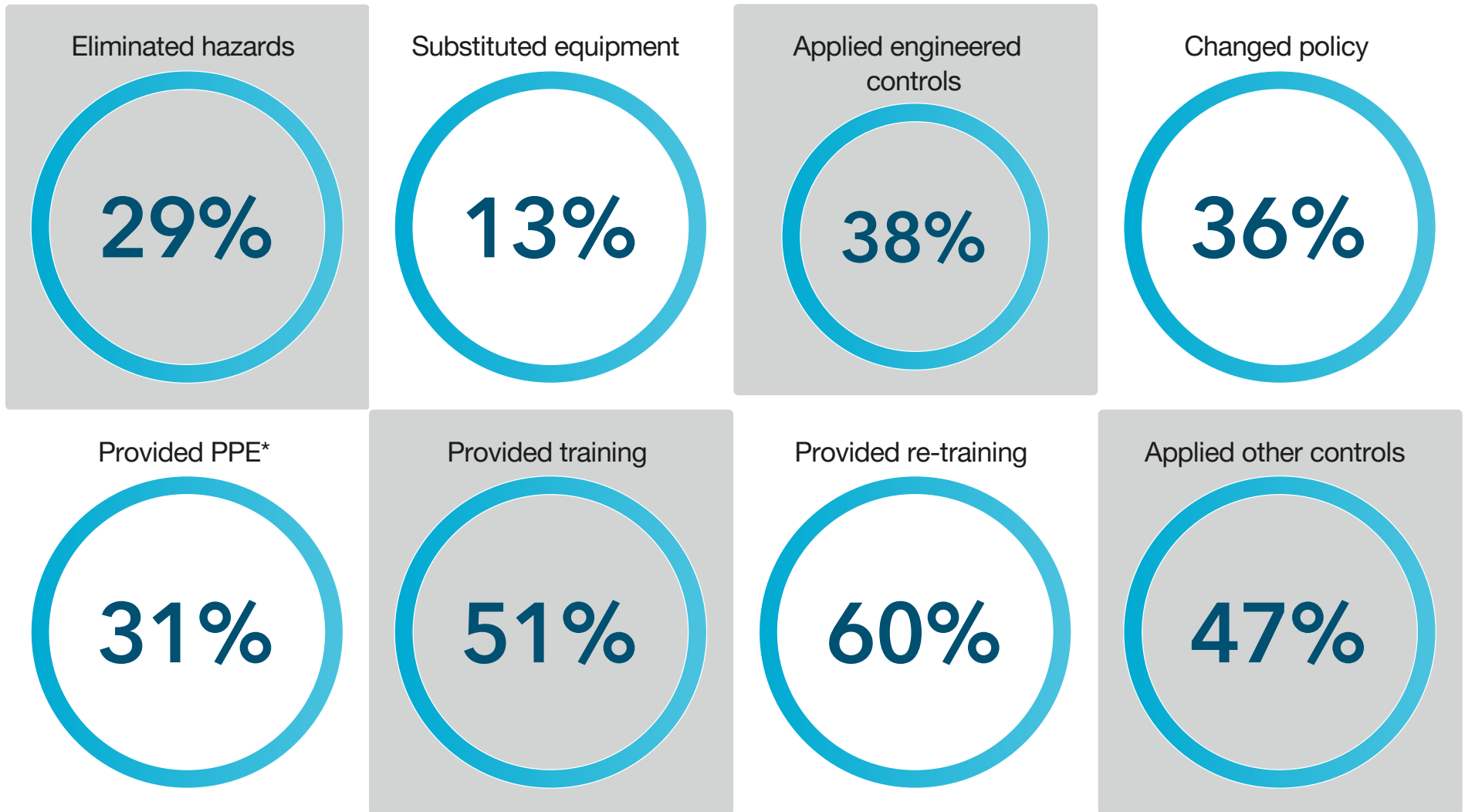
Note: A person could have multiple injuries reported.

Corrective Actions

Per cent of PSIs involving specific corrective actions taken

Note: More than one corrective action can be taken per PSI.

*PPE = personal protective equipment



Type of PSIs over the past two years * Data suppressed due to small numbers

Incident year ▲		2019		2020		Total	
Type of PSI (category) ▲	Type of PSI (detailed) ▲	Total # ▲	% by year	Total #	% by year	Total #	% by year
Assaults, violent acts, har...	Assault or violent act by person	*	*	*	*	5	6.3%
Body movement	Walking	*	*	0	0.0%	*	*
Caught, contact or struck with object, tool, equipment	Caught in or between object, tool, equipment	*	*	0	0.0%	*	*
	Contact or struck with object, tool, equipment	*	*	*	*	*	*
	Contact or struck with running equipment, tool	*	*	0	0.0%	*	*
	Pedestrian struck by vehicle	*	*	0	0.0%	*	*
	Rubbed by foreign matter in eye	*	*	0	0.0%	*	*
	Struck by falling object	*	*	*	*	*	*
	Struck by sliding or falling object	*	*	0	0.0%	*	*
	Struck by swinging door or gate	*	*	0	0.0%	*	*
	Exposure - animal, insect	Attack or assault by animal	*	*	0	0.0%	*
Exposure - electric current	Contact with wiring	*	*	0	0.0%	*	*
Exposure - harmful substance (e.g. toxin, gas, poison, chemical)	Contact with skin or exposed tissue	*	*	0	0.0%	*	*
	Exposure to infectious disease or illness (e.g. COVID, SARS)	0	0.0%	32	71.1%	32	40.0%
	Exposure to infectious disease/illness (eg. COVID, SARS)	0	0.0%	*	*	*	*
	Inhalation of substance	0	0.0%	*	*	*	*

Type of PSIs over the past two years * Data suppressed due to small numbers

Incident year ▲		2019		2020		Total	
Type of PSI (category) ▲	Type of PSI (detailed) ▲	Total # ▲	% by year	Total #	% by year	Total #	% by year
substance (e.g. toxin, gas, poison, chemical)	Other harmful substance exposure, specify:	0	0.0%	*	*	*	*
Exposure - lack of oxygen	Oxygen depletion-confined space	*	*	0	0.0%	*	*
Falls, jumps	Fall from ladder	*	*	0	0.0%	*	*
	Fall on same level	*	*	0	0.0%	*	*
	Fall to lower level	*	*	0	0.0%	*	*
Fires and explosions	Fire	*	*	0	0.0%	*	*
Other incident type	Other type of incident, specify:	*	*	*	*	*	*
Slip, trip	Lost of balance	*	*	0	0.0%	*	*
Vehicle incidents	Collision between vehicles	*	*	*	*	*	*
	Loss of control	*	*	0	0.0%	*	*
	Other non-highway accident, specify:	*	*	0	0.0%	*	*
	Vehicle struck stationary object	*	*	0	0.0%	*	*
Total		35	100.0%	45	100.0%	80	100.0%

Type of PSIs over the past two years * Data suppressed due to small numbers

Incident year ▲		2019		2020		Total	
Source of PSI (category) ▲	Source of PSI (detailed) ▼	Total #	% by year	Total #	% by year	Total #	% by year
Animal or insects	Animal	*	*	0	0.0%	*	*
Biological hazards	Infectious, parasitic agent	0	0.0%	*	*	*	*
	Bodily fluid, substance of person	0	0.0%	8	17.8%	8	10.0%
	Bacteria	0	0.0%	*	*	*	*
Chemical or harmful substance	Other chemical or harmful, specify and include CAS#:	*	*	*	*	*	*
	Coal, natural gas, fuel	*	*	0	0.0%	*	*
	Chlorine compound	0	0.0%	*	*	*	*
	Aldehyde	0	0.0%	*	*	*	*
Crane, hoist, lifting device	Manlift	*	*	0	0.0%	*	*
Entrances, walkways, stai...	Door	*	*	0	0.0%	*	*
Environmental or related products (including fire, smoke)	Ice, sleet, snow	*	*	0	0.0%	*	*
	Cold - environmental, temperature	*	*	0	0.0%	*	*
Machinery	Other machinery, specify:	0	0.0%	*	*	*	*
Medical supplies or equip...	Medical, x-ray machinery	*	*	0	0.0%	*	*
Object, tool, or equipment	Valve, nozzle	*	*	0	0.0%	*	*
	Scrap, waste, debris, sewage	*	*	0	0.0%	*	*
	Plumbing fixtures	*	*	0	0.0%	*	*
	Electrical wiring, currents	*	*	0	0.0%	*	*
	Construction Materials	*	*	*	*	*	*

Type of PSIs over the past two years * Data suppressed due to small numbers

Incident year ▲		2019		2020		Total	
Source of PSI (category) ▲	Source of PSI (detailed) ▼	Total #	% by year	Total #	% by year	Total #	% by year
Other sources	Other source, specify:	*	*	*	*	9	11.3%
Person	Other person - not injured, ill worker, specify:	0	0.0%	*	*	*	*
	Member of the public	*	*	0	0.0%	*	*
	Health care patient, resident	0	0.0%	5	11.1%	5	6.3%
	Co-worker	*	*	*	*	7	8.8%
	Client, customer	*	*	*	*	*	*
Personal protective equipment	Other personal protective equipment, specify:	0	0.0%	*	*	*	*
	Face shield, welding mask	0	0.0%	*	*	*	*
Persons, plants, animals, minerals	Infectious, parasitic agent	0	0.0%	*	*	*	*
	Co-worker of ill worker	0	0.0%	*	*	*	*
Power mobile equipment	Snowmobile	*	*	0	0.0%	*	*
	Forklift	*	*	0	0.0%	*	*
Scaffolds or temporary pl...	Ladder - fixed	*	*	0	0.0%	*	*
Structure or infrastructure	Fence, fence panel	*	*	0	0.0%	*	*
Vehicles, including parts	Rail vehicle	*	*	0	0.0%	*	*
	Motor vehicle	*	*	*	*	*	*
Total		35	100.0%	45	100.0%	80	100.0%

Additional Information

Contact us

OHS Contact Centre (concerns, questions, reporting serious incidents)

Anywhere in Alberta

1-866-415-8690

Edmonton & surrounding area

780-415-8690

Deaf or hearing impaired

1-800-232-7215 (Alberta)

780-427-9999 (Edmonton)

OHS Surveillance (Data-related questions)

ohssurveillance@gov.ab.ca

Online Reporting Service (PSIs, mine or mine site incidents)

oirportal.labour.alberta.ca

Website

alberta.ca/report-potentially-serious-incidents.aspx

© 2021 Government of Alberta This material is for information only. The information provided in this material is solely for the user's information and convenience and, while thought to be accurate and functional, it is provided without warranty of any kind. The Crown, its agents, employees or contractors will not be liable to you for any damages, direct or indirect, arising out of your use of the information contained in this material. If in doubt with respect to any information contained within this material, or for confirmation of legal requirements, please refer to the current edition of the Occupational Health and Safety Act, Regulation and Code or other applicable legislation. Further, if there is any inconsistency or conflict between any of the information contained in this material and the applicable legislative requirement, the legislative requirement shall prevail. This material is current to August 2021. The law is constantly changing with new legislation, amendments to existing legislation, and decisions from the courts. It is important that you keep yourself informed of the current law. This material may be used, reproduced, stored or transmitted for non-commercial purposes. The source of this material must be acknowledged when publishing or issuing it to others. This material is not to be used, reproduced, stored or transmitted for commercial purposes without written permission from the Government of Alberta.

End of Report