

Background

“How are the fish in my lake doing?” We need this answer to set appropriate fishing regulations, to understand and correct any problems with fish habitat, and to guard against invasive species. A healthy fish population and fish community means we can all enjoy the benefits of sustainable fisheries and healthy ecosystems. A standard method of assessing the status of fish populations is necessary to allow comparisons of fish sustainability across the years at a lake, and to compare to other lakes. In Alberta, we use an accepted standard of index netting for lake fisheries assessment. This method provides the necessary data on fish abundance, biological data (such as age and sex), and species diversity to assess sustainability.

Fall Index Netting (FIN)

Alberta Environment and Parks monitor Walleye and Northern Pike populations using standardized index netting (Morgan, 2002). Fall index netting occurs during late summer and fall when water temperatures are 10-15 °C. Standardized multi-mesh gill nets are set at random locations between 2 and 15 metres deep, set for 21-27 hours (i.e., a net-night), and then reset in new random locations. At Pinehurst Lake in 2014, a half-length variation of the standard index net was used, balancing precision of the catch rates with reduced sampling effort. Information from Yellow Perch, Lake Whitefish, Burbot, minnow, and sucker species are also collected. The information collected from each fish includes length, weight, age, gender, and maturity. After sampling, if fish are appropriate for human consumption, Alberta biologists provide the fish to local Indigenous peoples or to persons on approved subsistence lists. Typically, a tiny proportion of the lake’s fish population (usually less than 1 or 2%) are killed in this sampling.

How is this information used?

Catch rates (i.e., number of fish captured per net-night) of Walleye and Northern Pike are an index of the populations’ abundance, with higher catch rates meaning there are more fish in the lake. The abundance of adult fish is compared to the standardized thresholds for 5 broad categories of risk to the long-term sustainability of the fish population, with higher densities of fish having lower risk (Table 1). The sizes and age of fish also tell us if problems with overharvest (e.g. too few fish living to old age) or habitat (e.g., poor spawning success) are a concern. Biologists use this information, as well as a variety of data on water quality, access,

development, and habitat threats as part of Alberta’s Fish Sustainability Index (FSI).

The management goal for most Alberta fisheries is **long-term sustainability**, shown by the red lines on the graphs below. Achieving this goal uses the netting data and the FSI to determine the most appropriate sport fishing regulations for a lake. This landscape-level assessment allows for consistent, broad temporal comparisons of fish sustainability and status. For more information please see Alberta’s FIN and FSI websites,

- <http://aep.alberta.ca/fish-wildlife/fisheries-management/fall-index-netting/default.aspx>
- <http://aep.alberta.ca/fish-wildlife/fisheries-management/fish-sustainability-index/default.aspx>

Table 1 – Alberta’s Fish Sustainability Index risk thresholds for Walleye and Pike using the standardized Fall Index Net (FIN) method. **Note:** Thresholds align with species management frameworks.

Mature Walleyes / 1/2 net	Mature Pike / 1/2 net	Risk to Sustainability
>14.5	>10.9	Very Low
10.2-14.5	7.7-10.9	Low
7.3-10.1	5.5-7.6	Moderate
2.9-7.2	2.2-5.4	High
<2.9	<2.2	Very High

Results of the 2014 FIN at Pinehurst Lake

Pinehurst Lake (3956 ha) is located approximately 34 km southeast of the town of Lac la Biche. From September 8-12, 2014, sixteen ½ length nets captured 56 Lake Whitefish, 47 Northern Pike, 223 Walleye, and 84 Yellow Perch.

Walleye

The mean catch rate of Walleyes was 13.9/ ½ net-night. The catch rates of mature (Figure 1) and immature Walleye were 7.2/ ½ net-night and 6.8/ ½ net-night, respectively. The corresponding FSI score for the current mature density of Walleye was assessed at **high risk** to **moderate risk**.

The length distribution shows moderately stable recruitment, weak abundance of 300 to 500 mm Walleye, and high abundance of fish larger than 500 mm (Figure 2). The population appears to be recruitment

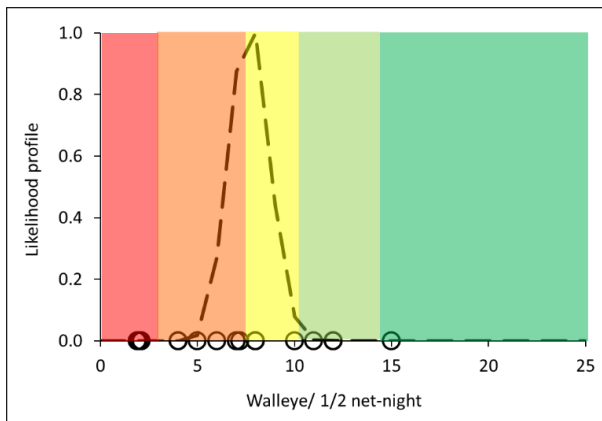


Figure 1 - The FIN catch rate of mature Walleyes from Pinehurst Lake, 2014. Dashed line is the mean catch rate (7.2 fish/ ½ net-night), with individual net data as hollow circles (n=16 nets).

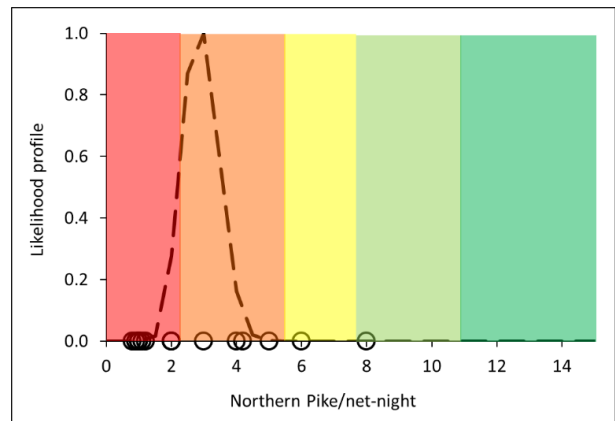


Figure 3 - The FIN catch rate of mature Northern Pike from Pinehurst Lake, 2014. Dashed line is the mean catch rate (2.9 fish/ ½ net-night), with individual net data as hollow circles (n=16 nets).

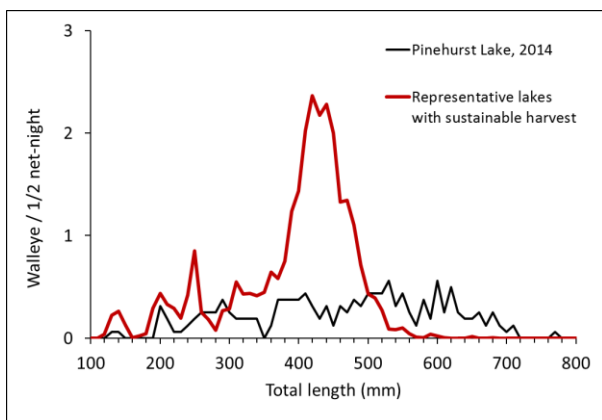


Figure 2 – FIN sample of showing size of Walleyes from Pinehurst Lake, 2014. The red line indicates the average length distribution of Walleye from 5 Alberta lakes supporting long-term sustainable harvests of Walleye.

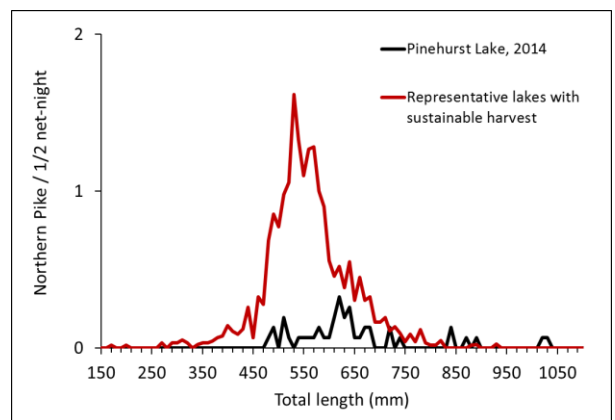


Figure 4 – FIN sample showing size of Northern Pike from Pinehurst Lake, 2014. The red line indicates the average length distribution of Pike from 6 Alberta lakes supporting long-term sustainable harvests of Pike.

overfished with the low abundance of Walleye less than 500 mm in length.

The 2014 FIN sample represented approximately 0.4% of the estimated mature Walleye population size.

Northern Pike

The mean catch rate of mature Northern Pike was 2.9/ ½ net-night (Figure 3). The corresponding FSI score for the mature density of Northern Pike was assessed at **high risk**.

The length distribution shows no recruitment and poor densities of Pike with a very low abundance of large fish (Figure 2). Low and unstable recruitment and low abundance of adult size fish are indications of recruitment overfishing.

The 2014 FIN sample represented approximately 0.2% of the estimated mature Northern Pike population size.

Summary

Since 2010, the FIN assessments indicated the corresponding FSI status increased from **very high risk** to **high risk-moderate risk**. Dependant on the management objectives, conservation-focused management is necessary to improve the sustainability of this fishery.

Since 2010, the FIN assessments indicated the FSI status increased from **very high risk** to **high risk**. Dependant on the management objectives, strict management is necessary to improve this fishery.

Literature

Morgan, G.E. 2002. Manual of Instructions-Fall Walleye Index Netting. Percid Community Synthesis, Diagnostics and Sampling Standards Working Group. Laurentian University, Sudbury Ontario.