

2019 Dairy Cost Study

Business Analysis per kilogram (kg) of Butterfat (BF)

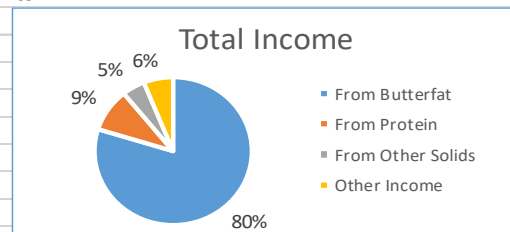
Alberta

2019 Dairy Cost Study - Business Analysis

Per kg ButterFat (BF) - Number of Dairy Cows: 189.63

37 Participants

INCOME	Total \$	% of Income
From Butterfat	1,322,165.55	79.79
From Protein	156,096.80	9.42
From Other Solids	78,272.54	4.72
Other Income	100,582.88	6.07
GROSS INCOME	1,657,117.77	100.00

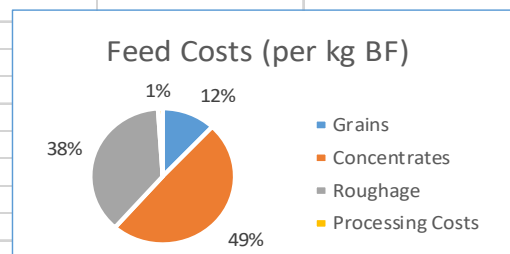


BUTTERFAT DETAILS:

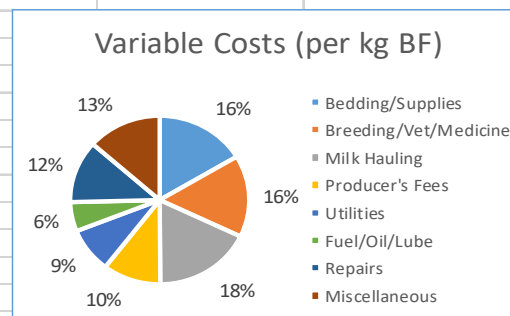
Total kgs. sold	78,943.77
Component Price (\$/kg)	16.75
% kg/hL	4.20

EXPENSES

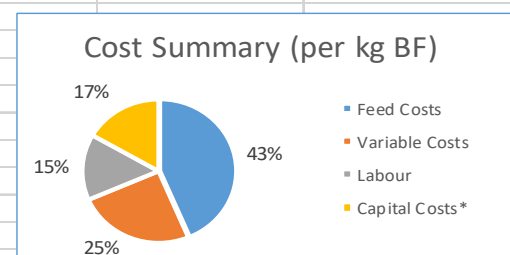
FEED COSTS	Total	\$ per kg BF
Grains	82,464.46	1.04
Concentrates	339,060.85	4.29
Roughage	257,016.86	3.26
Processing Costs	7,253.47	0.09
TOTAL FEED COSTS	685,795.64	8.69



VARIABLE COSTS**	Total	\$ per kg BF
Bedding/Supplies	64,175.49	0.81
Breeding/Vet/Medicine	61,382.63	0.78
Milk Hauling	69,540.01	0.88
Producer's Fees	41,127.91	0.52
Utilities	33,592.47	0.43
Fuel/Oil/Lube	21,893.58	0.28
Repairs	46,743.31	0.59
Miscellaneous	52,553.04	0.67
TOTAL VARIABLE COSTS	391,008.44	4.95



COST SUMMARY	Total	\$ per kg BF
Feed Costs	685,795.64	8.69
Variable Costs	391,008.44	4.95
Labour	233,036.45	2.95
Capital Costs*	262,157.26	3.32
TOTAL COSTS	1,571,997.78	19.91



*capital costs = rent, taxes, insurance, depreciation, interest on capital debt

**variable costs = not including labour

\$ per kg BF = total costs divided by total kgs butterfat sold

Source: Alberta Agriculture and Forestry, Economics & Competitiveness Branch, Economics

Section For additional information contact: Pauline Van Biert, 780-415-2153

Report also found at: www.alberta.ca/agriprofits-dairy.aspx

©2019 Government of Alberta | Published: September 2019

