

Workplace injuries, diseases & fatalities in Alberta


Mining & petroleum development sector overview 2017

1,848

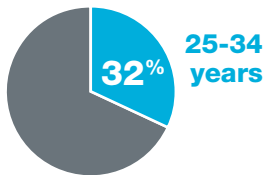
Injury claims by workers in 2017

Approximately one in 100 workers were injured

Injuries by gender



Age with highest injury claims

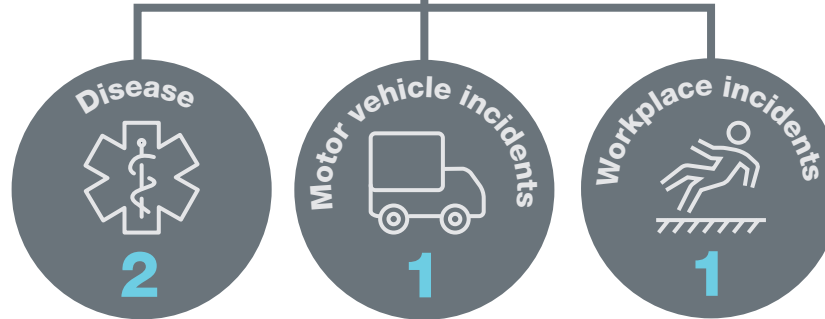


Common types of injuries

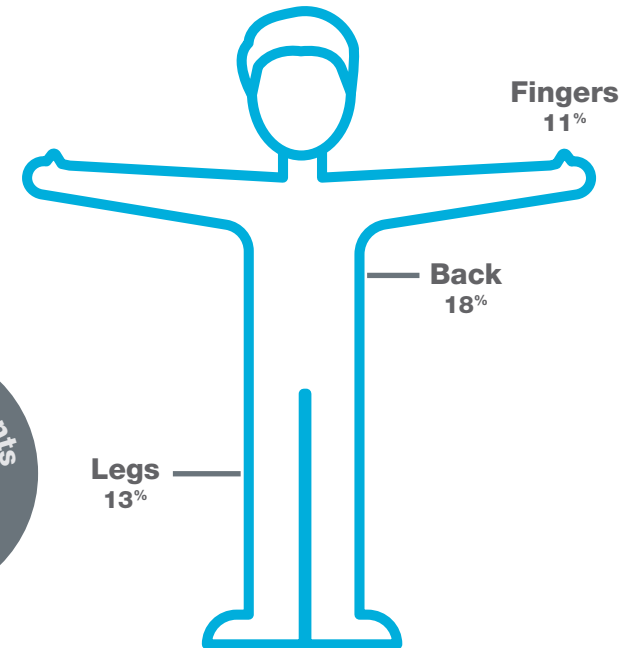
Sprain / Strain / Tear	48%
Fractures & dislocations	14%
Superficial wounds	11%

4

Number of workers who died¹



Commonly injured parts of the body



Occupations with higher injuries

Oil and gas drilling - related workers
19%



Heavy equipment operators
12%



Oil and gas drilling & service workers
6%



Top three causes of injuries among workers

Falls	19%
Bodily reaction	17%
Overexertion	15%

Data reflects 2017 injury, disease and fatality statistics as accepted and reported by the Workers' Compensation Board of Alberta.

¹All fatality numbers in this report are based on the year the worker died.