

Workplace injuries, diseases & fatalities in Alberta

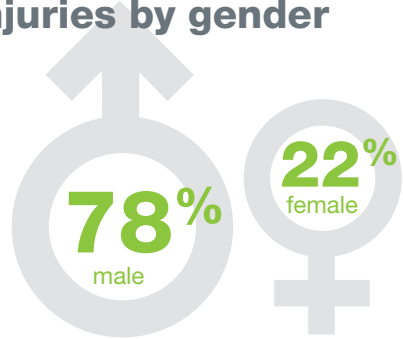
Agriculture & forestry sector overview 2017

615

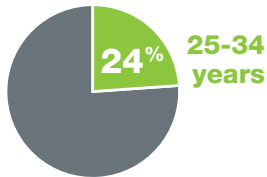
Injury claims by workers in 2017

Approximately three in 100 workers were injured

Injuries by gender



Age with highest injury claims

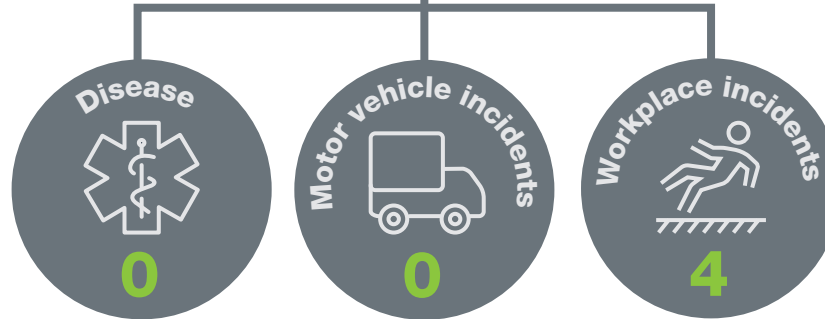


Common types of injuries

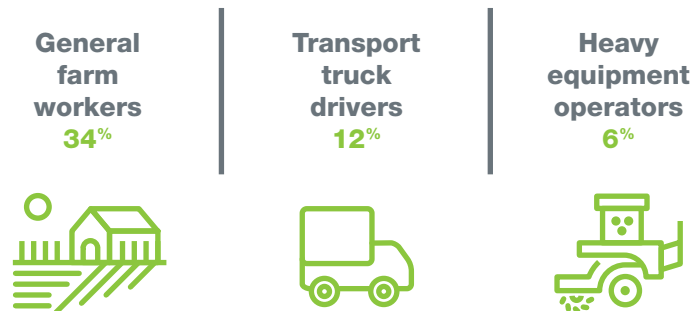
Sprain / Strain / Tear	37%
Fractures & dislocations	19%
Superficial wounds	13%

4

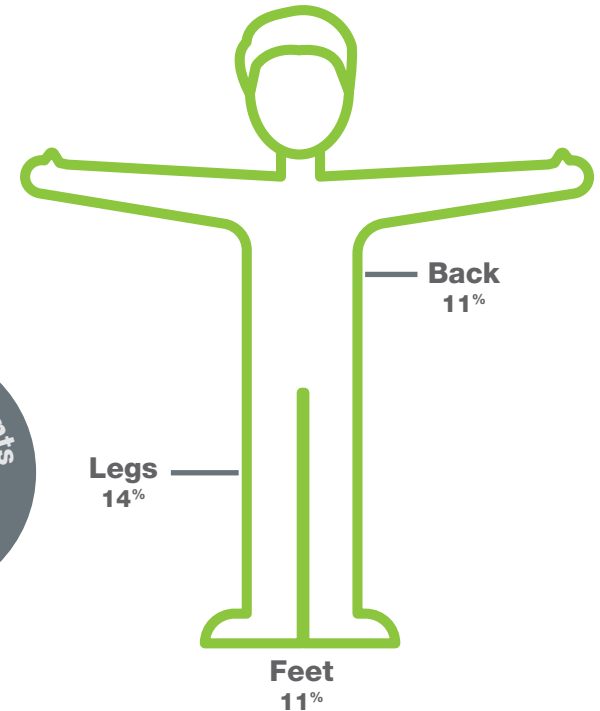
Number of workers who died¹



Occupations with higher injuries



Commonly injured parts of the body



Top three causes of injuries among workers

Falls	20%
Struck by object	15%
Assaults & violent acts	13%

Data reflects 2017 injury, disease and fatality statistics as accepted and reported by the Workers' Compensation Board of Alberta.

¹All fatality numbers in this report are based on the year the worker died.