

Workplace injuries, diseases & fatalities in Alberta


Construction & construction trades sector overview 2017

9,089

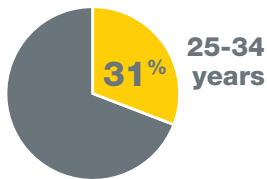
Injury claims by workers in 2017

Approximately three in 100 workers were injured

Injuries by gender



Age with highest injury claims



Common types of injuries

Sprain / Strain / Tear	49%
Open wounds	12%
Fractures & dislocations	11%

56

Number of workers who died¹



Occupations with higher injuries

Construction trades helpers & workers
14%



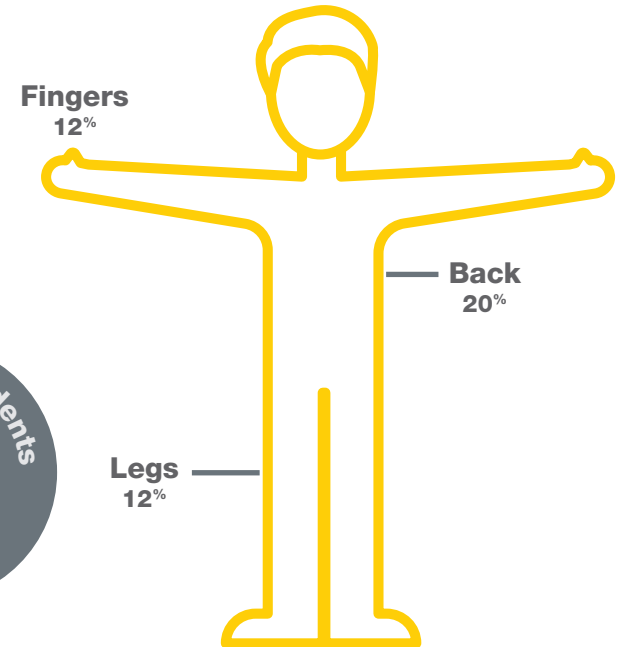
Carpenters
8%



Electricians
6%



Commonly injured parts of the body



Top three causes of injuries among workers

Falls	20%
Overexertion	19%
Struck by object	15%

Data reflects 2017 injury, disease and fatality statistics as accepted and reported by the Workers' Compensation Board of Alberta.

¹All fatality numbers in this report are based on the year the worker died.