

# Workplace injuries, diseases & fatalities in Alberta

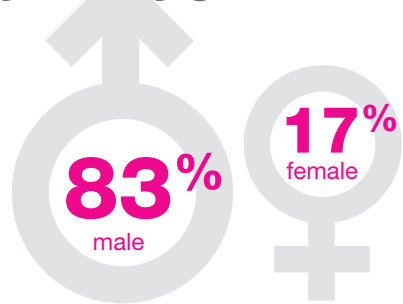
## Manufacturing, packaging & processing sector overview 2017

# 5,601

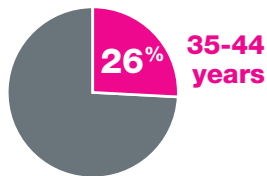
Injury claims by workers in 2017

Approximately three in 100 workers were injured

### Injuries by gender



### Age with highest injury claims



### Common types of injuries

Sprain / Strain / Tear	46%
Open wounds	13%
Superficial wounds	12%

# 22

Number of workers who died<sup>1</sup>



### Occupations with higher injuries

Welders & related machine operators  
9%



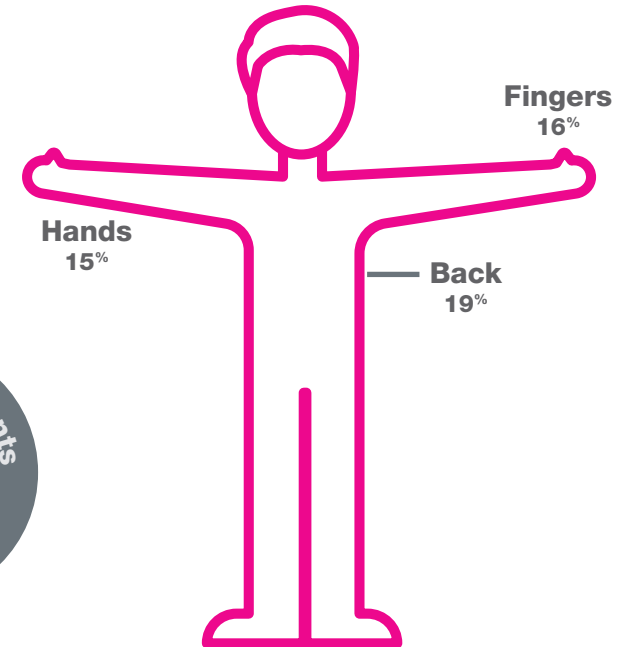
Workers in food, beverage & product packaging  
9%



Industrial meat cutting jobs  
8%



### Commonly injured parts of the body



### Top three causes of injuries among workers

Overexertion	20%
Struck by object	16%
Falls	13%

Data reflects 2017 injury, disease and fatality statistics as accepted and reported by the Workers' Compensation Board of Alberta.

<sup>1</sup>All fatality numbers in this report are based on the year the worker died.