

# Workplace injuries, diseases & fatalities in Alberta

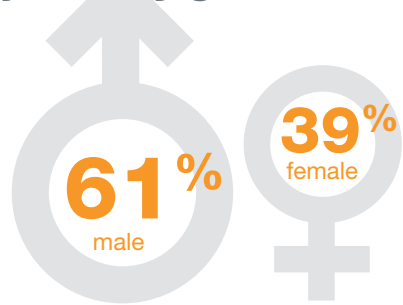
## Workplace and retail sector overview 2017

# 9,826

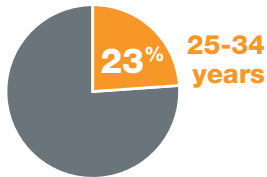
Injury claims by workers in 2017

Approximately three in 100 workers were injured

### Injuries by gender



### Age with highest injury claims



### Common types of injuries

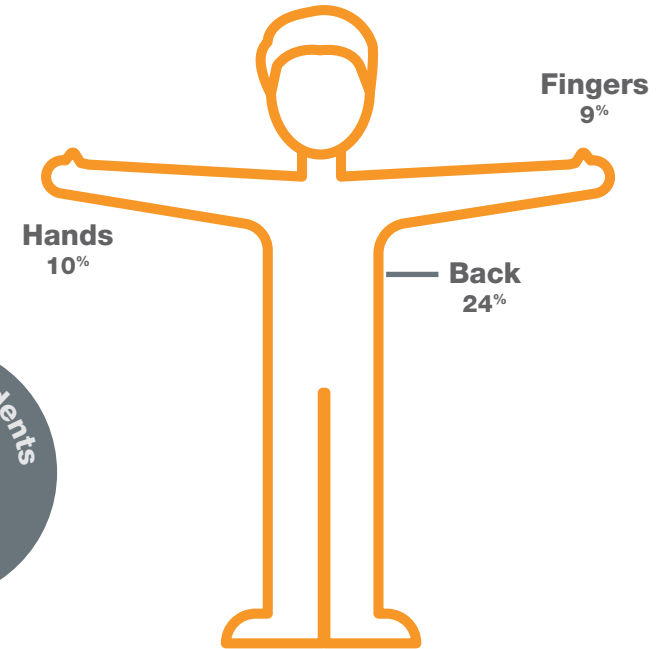
Sprain / Strain / Tear	54%
Superficial wounds	11%
Open wounds	9%

# 8

Number of workers who died<sup>1</sup>



### Commonly injured parts of the body



### Occupations with higher injuries



### Top three causes of injuries among workers

Overexertion	28%
Falls	16%
Struck by object	14%

Data reflects 2017 injury, disease and fatality statistics as accepted and reported by the Workers' Compensation Board of Alberta.

<sup>1</sup>All fatality numbers in this report are based on the year the worker died.