

Workplace injuries, diseases & fatalities in Alberta

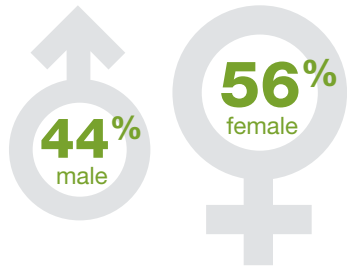
Business and professional services overview 2017

5,791

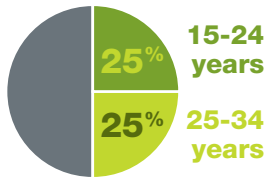
Injury claims by workers in 2017

Approximately two in 100 workers were injured

Injuries by gender



Age with highest injury claims

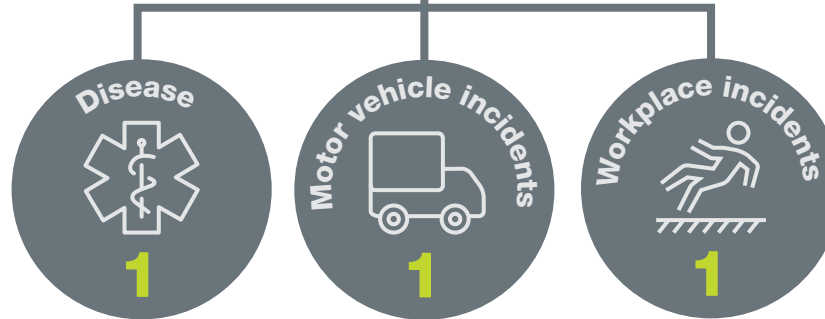


Common types of injuries

Sprain / Strain / Tear	48%
Open wounds	12%
Superficial wounds	10%

3

Number of workers who died¹



Occupations with higher injuries

Attendants, helpers & related jobs
13%



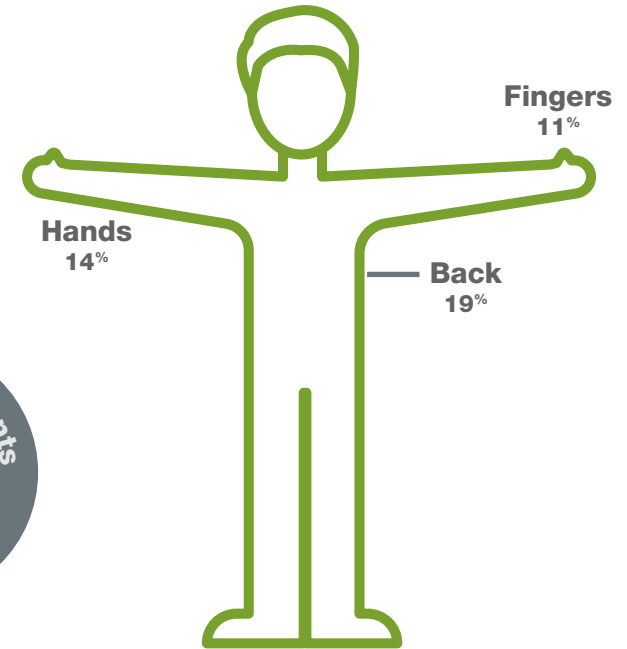
Cooks
10%



Light duty cleaners
10%



Commonly injured parts of the body



Top three causes of injuries among workers

Falls	20%
Overexertion	16%
Bodily reaction	14%

Data reflects 2017 injury, disease and fatality statistics as accepted and reported by the Workers' Compensation Board of Alberta.

¹All fatality numbers in this report are based on the year the worker died.