

Alberta Conventional Oil and Oil Sands Key Statistics

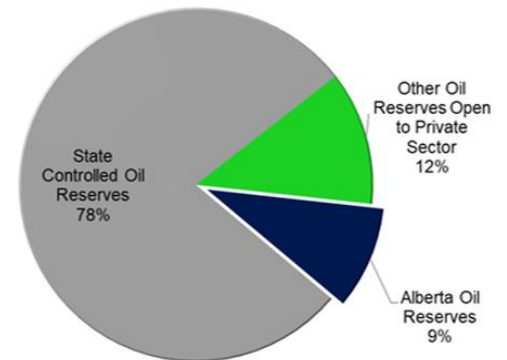
Fact Sheet

ALBERTA REMAINING ESTABLISHED OIL RESERVES

Remaining Established Oil Reserves	2021 Estimates
	Billion Barrels
OIL SANDS	160.1
CONVENTIONAL OIL	1.6
TOTAL ALBERTA OIL RESERVES	161.7
2021	
Total World Oil Reserves	1,724
State Controlled Oil Reserves	1,351
Oil Reserves Open to Private Sector	373
AB Oil Reserves as a % of Oil Reserves Open to Private Sector (not state controlled)	43%
AB Oil Reserves as a % of Total World Oil Reserves	9%

Source: AER, Oil and Gas Journal

2021 World Oil Reserves



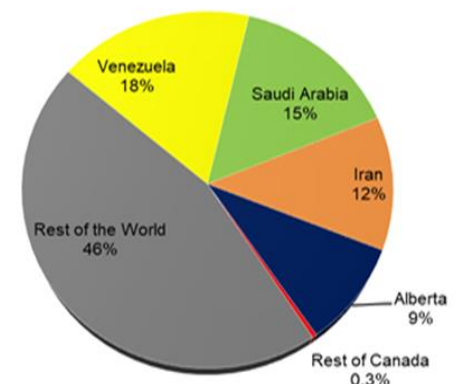
Sources: AER and Oil & Gas Journal

2021 GLOBAL OIL RESERVES RANKING

Country	Billion Barrels	% of Total
Venezuela	303.8	18%
Saudi Arabia	261.6	15%
Iran	208.6	12%
Alberta	161.7	9%
Iraq	145.0	8%
United Arab Emirates	107.0	6%
Kuwait	101.5	6%
Russia	80.0	5%
U.S.	60.5	4%
Libya	48.4	3%
Rest of the World	246.6	14%
Total World	1,724.5	

Sources: AER and Oil & Gas Journal

2021 World Oil Reserves

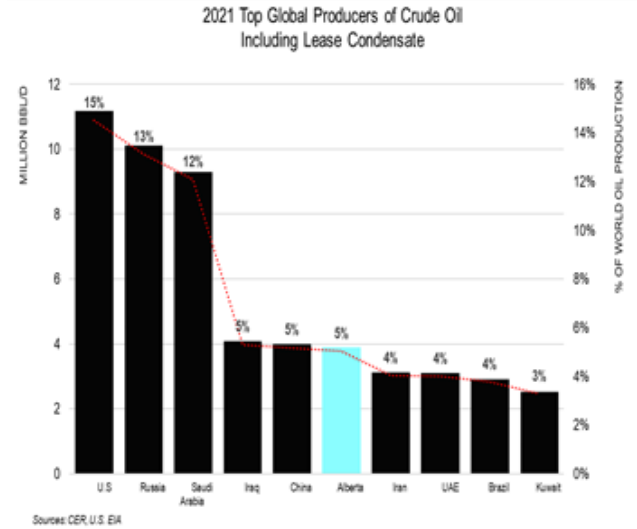


Sources: Oil & Gas Journal and AER (Alberta data only)

2021 TOP GLOBAL OIL PRODUCERS

Top Global Producers of Crude Oil including Lease Condensate		
	Million bpd	% of Total Prod
USA	11.3	15%
Russia	10.1	13%
Saudi Arabia	9.3	12%
Iraq	4.1	5%
China	4.0	5%
Alberta	3.9	5%
Iran	3.1	4%
UAE	3.1	4%
Brazil	2.9	4%
Kuwait	2.5	3%
Other Countries	22.8	30%
Total Global Production	77.0	100%

Sources: U.S. EIA, CER (Alberta data only).

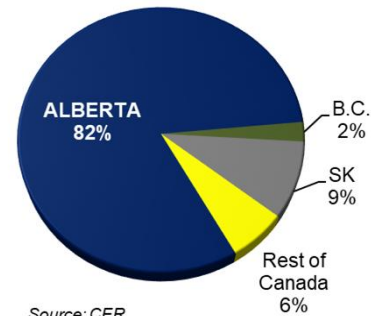


CANADIAN CRUDE OIL AND EQUIVALENT PRODUCTION

	2020	2021	% Change
	Barrels per day (bpd)		
Alberta	3,590,640	3,882,132	8%
British Columbia	112,119	113,174	1%
Saskatchewan	438,072	447,266	2%
Manitoba	37,921	34,643	-9%
Northwest Territories	5,276	5,592	6%
Newfoundland	282,813	257,804	-9%
New Brunswick	18	8	-53%
Ontario	508	518	2%
Total Production	4,467,366	4,741,137	6%

Source: Canada Energy Regulator

Estimated Canadian Crude Oil and Equivalent Production in 2021



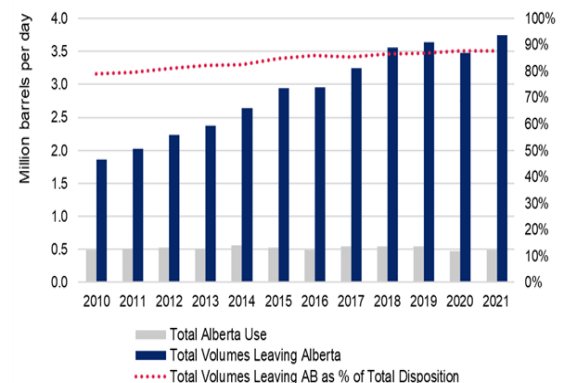
Source: CER

ALBERTA CRUDE OIL AND EQUIVALENT DISPOSITION

Alberta Crude Oil and Equivalent Disposition	2020	2021	% Change
	Barrels per day (bpd)		
Total Alberta Use	484,137	491,646	2%
Total Volumes Leaving Alberta	3,465,553	3,744,040	8%
Total Volumes Leaving AB as % of Total Disposition	88%	88%	

Source: Alberta Energy Regulator

Alberta Crude Oil and Equivalent Disposition



Source: AER