

Alberta conventional oil and oil sands key statistics

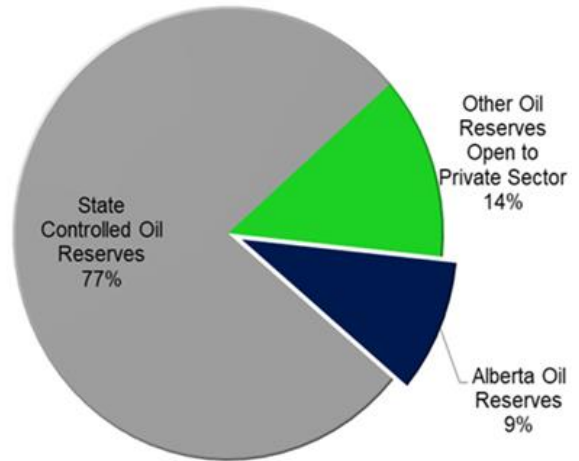
Factsheet

ALBERTA REMAINING ESTABLISHED OIL RESERVES

Remaining Established Oil Reserves	2020 Estimates Billion Barrels
OIL SANDS	161.3
CONVENTIONAL OIL	1.7
TOTAL ALBERTA OIL RESERVES	163.0
<hr/>	
2020	
Total World Oil Reserves	1,728
State Controlled Oil Reserves	1,338
Oil Reserves Open to Private Sector	390
AB Oil Reserves as a % of Oil Reserves Open to Private Sector (not state controlled)	42%
AB Oil Reserves as a % of Total World Oil Reserves	9%

Source: AER, Oil and Gas Journal

2020 World Oil Reserves



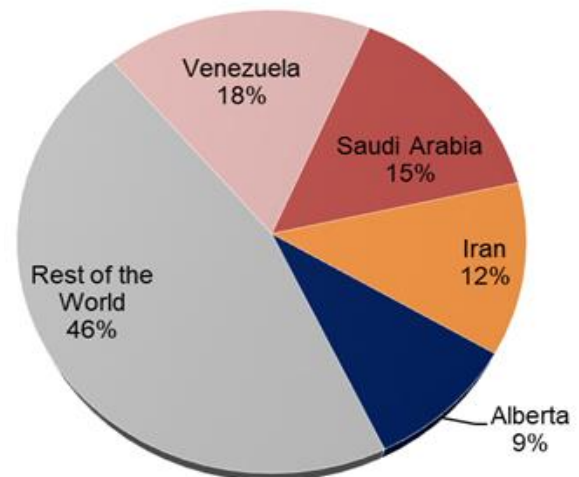
Sources: AER and Oil & Gas Journal

2020 GLOBAL OIL RESERVES RANKING

Country	Billion Barrels	% of Total
Venezuela	303.8	18%
Saudi Arabia	258.6	15%
Iran	208.6	12%
Alberta	163.0	9%
Iraq	145.0	8%
Kuwait	101.5	6%
United Arab Emirates	97.8	6%
Russia	80.0	5%
U.S.	69.4	4%
Libya	48.4	3%
Rest of the World	252.0	15%
Total World	1,728.1	

Sources: AER and Oil & Gas Journal

2020 World Oil Reserves

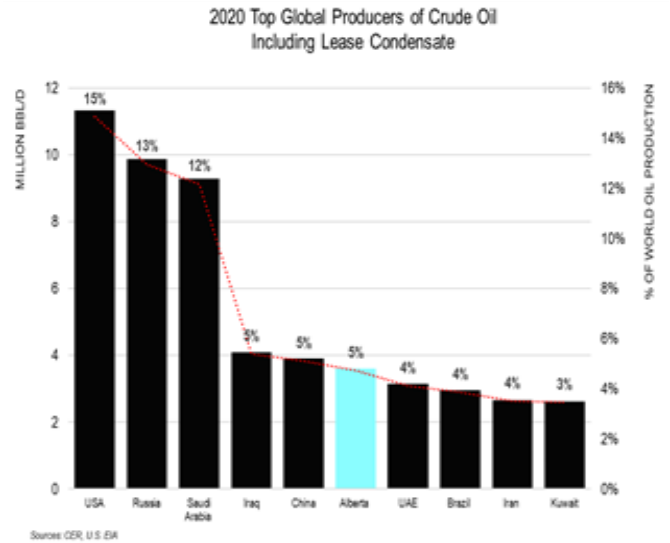


Source: Oil & Gas Journal

2020 TOP GLOBAL OIL PRODUCERS

Top Global Producers of Crude Oil including Lease Condensate		
	Million bpd	% of Total Prod
USA	11.3	15%
Russia	9.9	13%
Saudi Arabia	9.3	12%
Iraq	4.1	5%
China	3.9	5%
Alberta	3.6	5%
UAE	3.1	4%
Brazil	2.9	4%
Iran	2.7	4%
Kuwait	2.6	3%
Other Countries	21.9	29%
Total Global Production	76.1	100%

Sources: U.S. EIA, CER (Alberta data only).

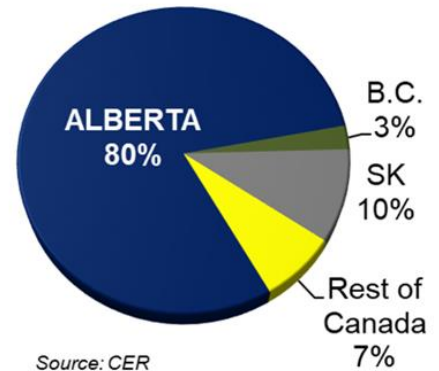


CANADIAN CRUDE OIL AND EQUIVALENT PRODUCTION

	2019	2020	% Change
	Barrels per day (bpd)		
Alberta	3,773,499	3,590,640	-5%
British Columbia	110,788	112,119	1%
Saskatchewan	486,901	438,072	-10%
Manitoba	45,375	37,921	-16%
Northwest Territories	7,505	5,276	-30%
Newfoundland	261,829	282,813	8%
New Brunswick		18	
Ontario	502	508	1%
Total Production	4,686,400	4,467,366	-5%

Source: Canada Energy Regulator

Canadian Crude Oil and Equivalent Production in 2020



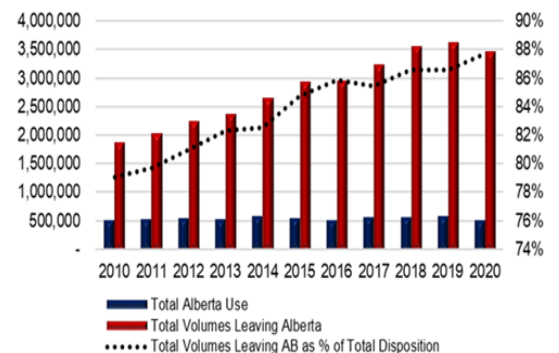
Source: CER

ALBERTA CRUDE OIL AND EQUIVALENT DISPOSITION

Alberta Crude Oil and Equivalent Disposition	2019	2020	% Change
	Barrels per day (bpd)		
Total Alberta Use	550,948	485,464	-12%
Total Volumes Leaving Alberta	3,638,506	3,475,047	-4%
Total Volumes Leaving AB as % of Total Disposition	87%	88%	

Source: Alberta Energy Regulator

Alberta Crude Oil and Equivalent Disposition



Source: AER