

Alberta Seniors, Community and Social Services Open Data

Income Support (IS)

Program Overview

Income Support (IS) provides financial benefits to individuals and families in Alberta who do not have the resources to meet their basic needs, including food, clothing, and shelter.

The data presents households receiving support payments for a specific month and presents the average monthly caseload from December 2005 to the present. A household could consist of one or more members and the composition of the caseload is made up of single individuals, lone-parent families, couples with children and couples without children.

Income Support open data was first published in September 2015 and is presented as a portion of the entire Alberta population. The data describes the actual average caseload volume each month as well as by fiscal year. The data is updated in the third week of the month and includes the following measures:

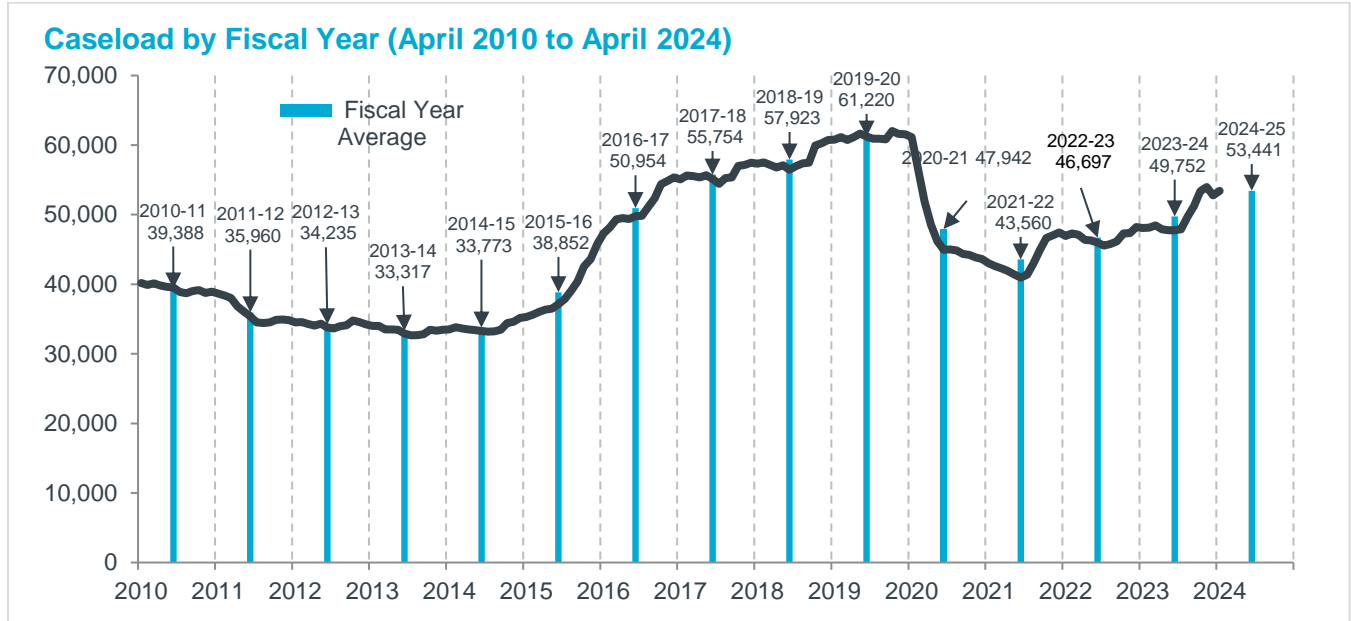
- [Caseload by Fiscal Year](#)
- [Caseload by Client Type](#)
- [Caseload by Family Composition](#)
- [Caseload by SCSS Region](#)
- [Caseload by Age Group](#), and
- [Caseload by Client Gender](#)

Data Summary for April 2024

Caseload by Fiscal Year (April 2010 to April 2024) [\[back to top\]](#)

The Income Support Caseload¹ for April 2024 was 53,441, a 1.3% increase from the previous month.

- From April 2023 to April 2024, the Income Support Caseload showed an increase of 11.2%.



Note: All regions report that the primary factor for reduced Income Support caseloads for December 2020 to October 2021 is due to Albertans accessing the federal government's Canada Emergency Response Benefit (CERB).

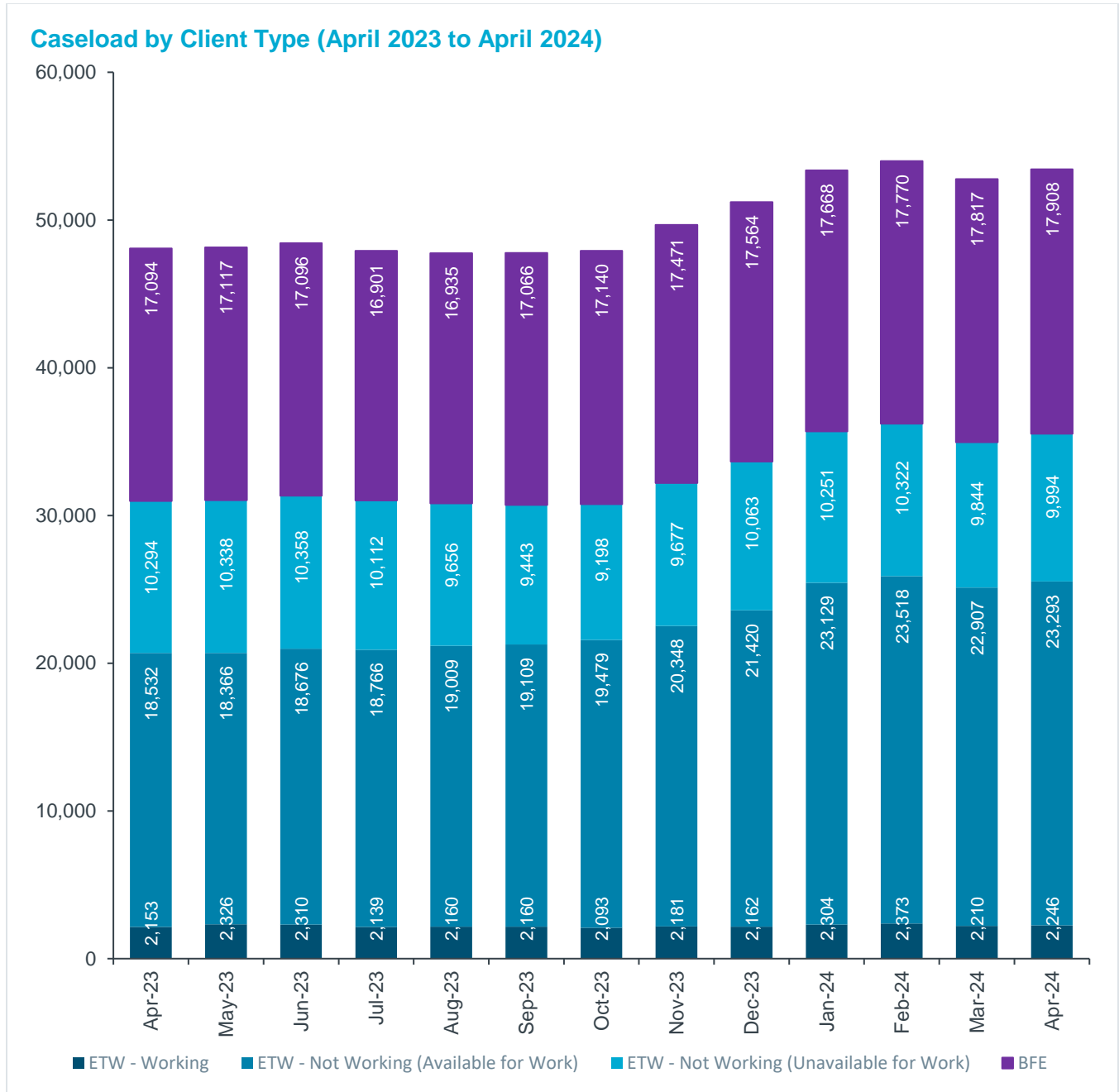
Source: Alberta Seniors, Community and Social Services

¹ A caseload is the number of households categorized as Expected to Work (ETW) or as having Barriers to Full Employment (BFE) during a specific reporting period. A household comprises one or more family members. People who need upgrading or training so they can get a job (Learners) December also receive Income Support, but they are not included in this dataset.

Caseload by Client Type (April 2023 to April 2024) [\[back to top\]](#)

The caseload by Client Type for April 2024 showed Albertans who were Expected to Work (ETW) represented 66.5% of the total IS caseload of 53,441, while Barriers to Full Employment (BFE) represented 33.5%.

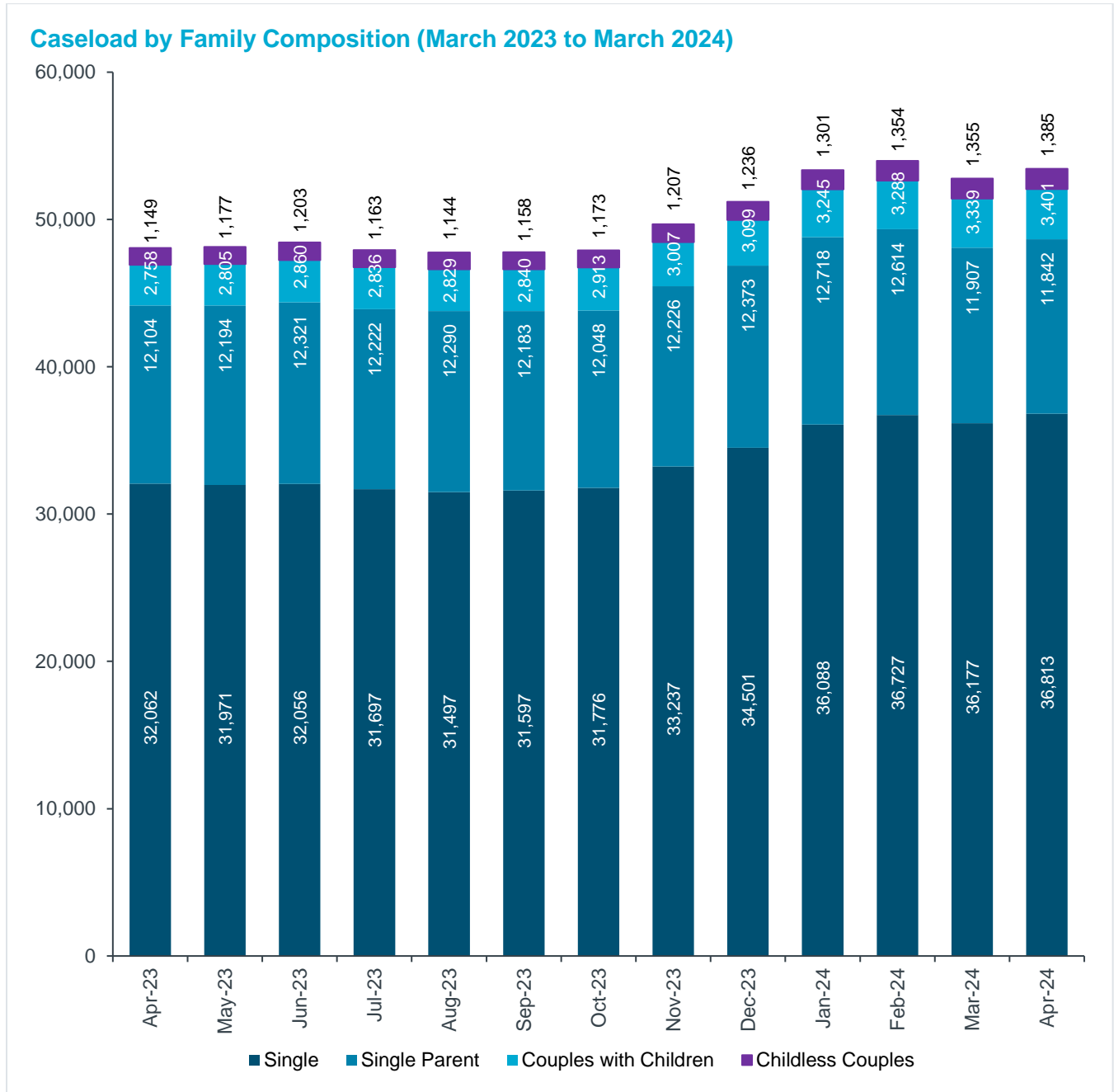
Of the ETW caseload, 6.3% were working, 65.6% were looking for work (Available for Work) and 28.1% were unable to work (Unavailable for Work).



Source: Alberta Seniors, Community and Social Services

Caseload by Family Composition (April 2023 to April 2024) [\[back to top\]](#)

Caseload by Family Composition for April 2024 showed the highest proportion of 53,441 individuals on the caseload to be composed of single individuals at 36,813 (68.9%), followed by single-parent families 11,842 (22.2%), couples with children 3,401 (6.4%), and childless couples 1,385 (2.6%).



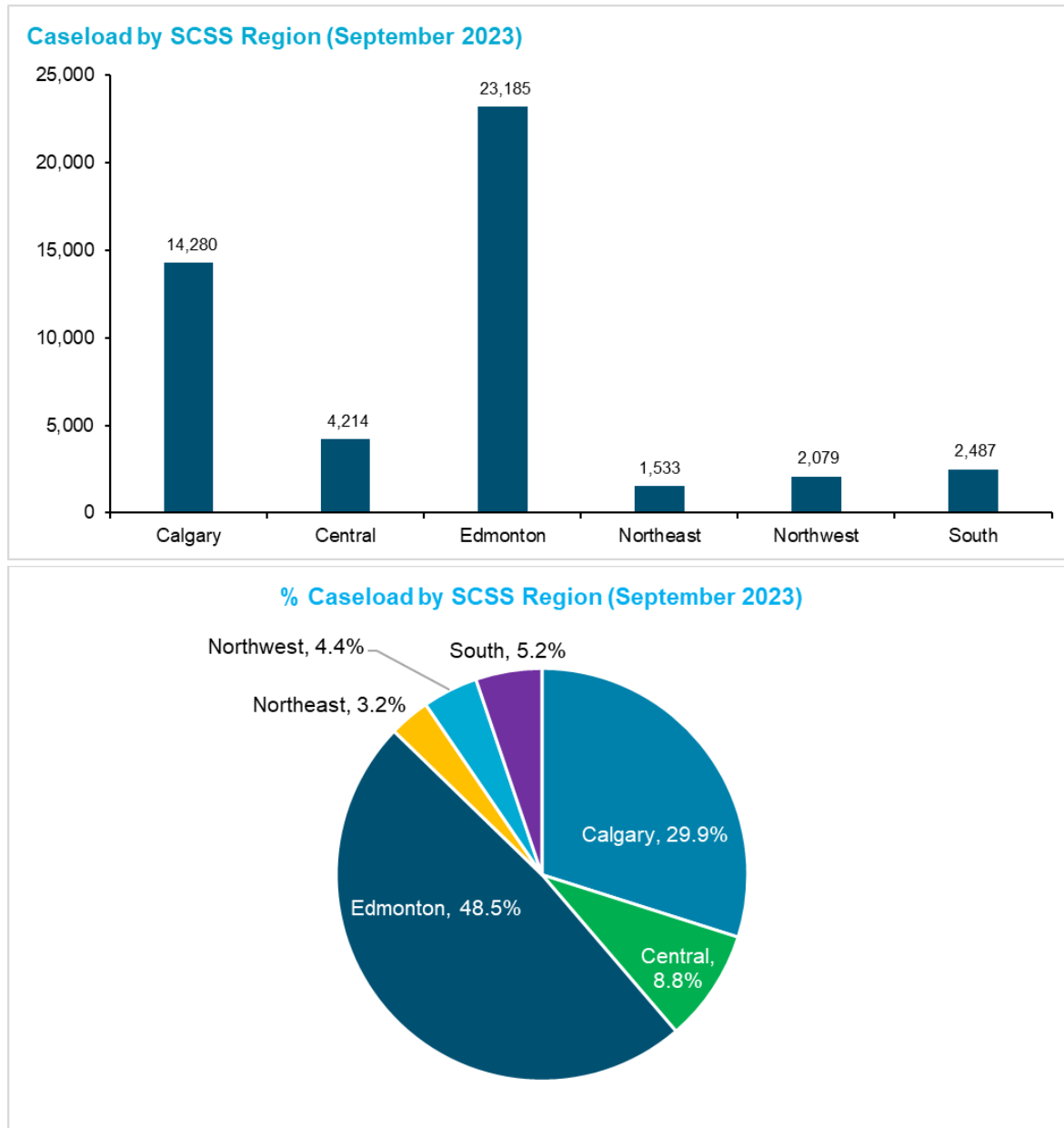
Source: Alberta Seniors, Community and Social Services

Caseload by SCSS Region (April 2024) [\[back to top\]](#)

NOTE: Due to a change in how region information is tracked within source systems, updated region caseloads for Income Support cannot currently be reported beyond September 2023. An updated reporting solution is in development, and historical region caseloads will be included retroactively in a future update. In the meantime, region caseloads for September 2023 are shown below.

In September 2023, the Edmonton region saw the highest proportion of 47,778 caseloads to be 23,185 (48.5%), followed by Calgary 14,280 (29.9%), Central 4,214 (8.8%), South 2,487 (5.2%), Northwest 2,079 (4.4%), and Northeast 1,533 (3.2%).

North regions began separate reporting in September 2018. From December 2021, caseload changes, (a result of North Central Region collapsing into Northeast Region), means that we no longer report North Central data.



Source: Alberta Seniors, Community and Social Services

For program information: <https://www.alberta.ca/income-support.aspx>

Updated: November 2023



Proportion Caseload by Age Group (April 2024) [\[back to top\]](#)

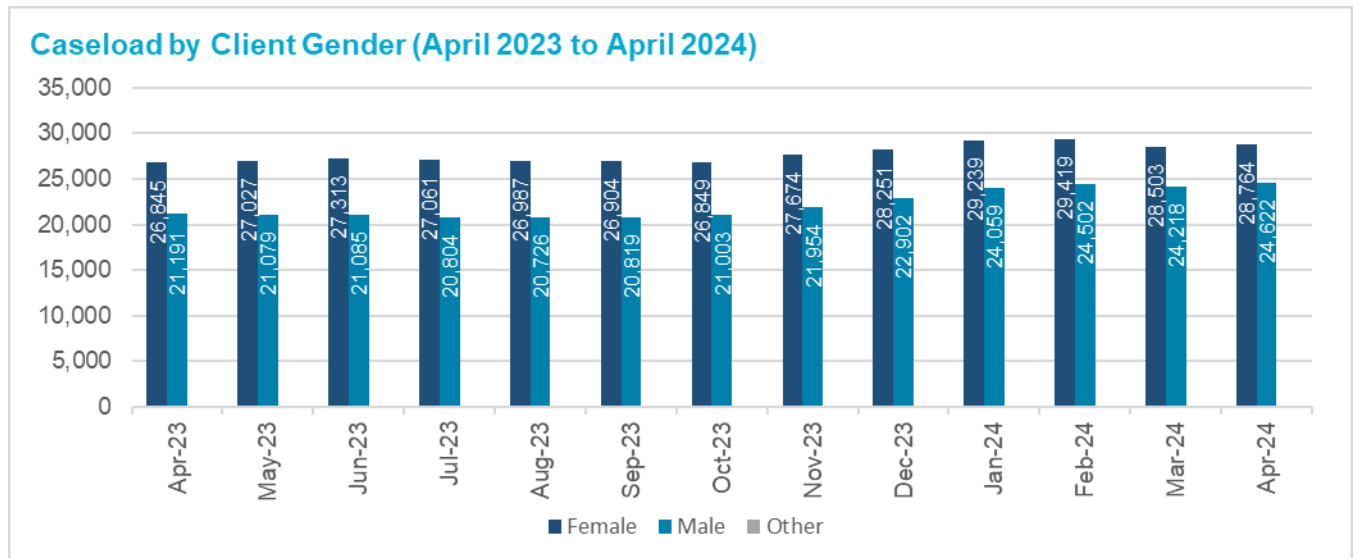
Caseload by Age Group for April 2024 showed the highest proportion of 53,441 Income Support clients were aged 35-39 years: 7,172 (13.4%), 30-34 years: 6,906 (12.9%), and 40-44 years: 6,822 (12.8%).

Age of Head of Household	Cases	Proportion of Caseload	%
18 - 19	465		0.9%
20 - 24	4,105		7.7%
25 - 29	5,666		10.6%
30 - 34	6,906		12.9%
35 - 39	7,172		13.4%
40 - 44	6,822		12.8%
45 - 49	5,633		10.5%
50 - 54	5,159		9.7%
55 - 59	4,973		9.3%
60	970		1.8%
61	931		1.7%
62	932		1.7%
63	817		1.5%
64	793		1.5%
65+	2,095		3.9%
All Ages Total	53,441		100.0%

Source: Alberta Seniors, Community and Social Services

Caseload by Client Gender (April 2023 to April 2024) [\[back to top\]](#)

Client Gender for April 2024 showed the higher proportion of 53,441 Income Support clients to be Female 28,764 (53.9%) followed by Male 24,622 (46.1%), and Other 55 (0.1%).



Source: Alberta Seniors, Community and Social Services.

For terms and definitions of specific data elements, please refer to the Income Support data dictionary.

For program information: <https://www.alberta.ca/income-support.aspx>

Updated: November 2023

