

Alberta Seniors, Community and Social Services Open Data Assured Income for the Severely Handicapped (AISH)

Program Overview

The Assured Income for the Severely Handicapped (AISH) program provides financial and health related benefits to adult Albertans with severe and permanent disabilities that substantially limits their ability to earn a livelihood.

AISH provides a monthly living allowance, a child benefit, health benefits, and personal benefits (in the form of extra monthly or one-time expenses), to assist clients with their living needs and to live as independently as possible. In determining an individual's eligibility for AISH benefits, consideration is given to the applicant, client and their cohabiting partner's income and assets.

AISH open data was first published in October 2018 and is presented as a portion of the entire Alberta population. The data describes the actual average caseload volume each month as well as by fiscal year. The data is updated in the third week of the month and includes the following measures:

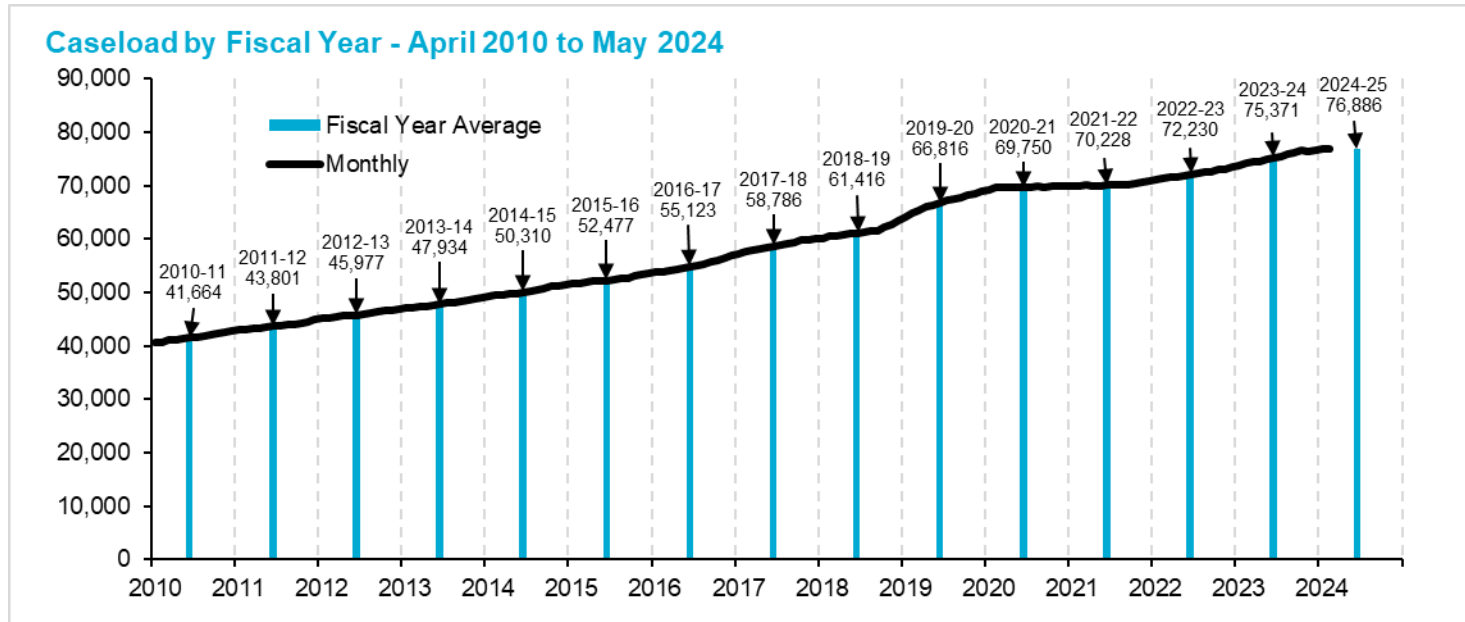
- [Caseload by Fiscal Year](#)
- [Client Caseload](#)
- [Caseload by Family Composition](#)
- [Caseload by SCSS Region](#)
- [Caseload by Age Group](#)
- [Caseload by Client Gender](#)
- [Caseload by Primary Medical Condition, and](#)
- [Caseload by Client Income Type.](#)

AISH Open Data Summary for May 2024

Caseload by Fiscal Year - April 2010 to May 2024 [\[back to top\]](#)

The total AISH caseload for May 2024 was 76,978; an increase of 0.24% from the previous month.

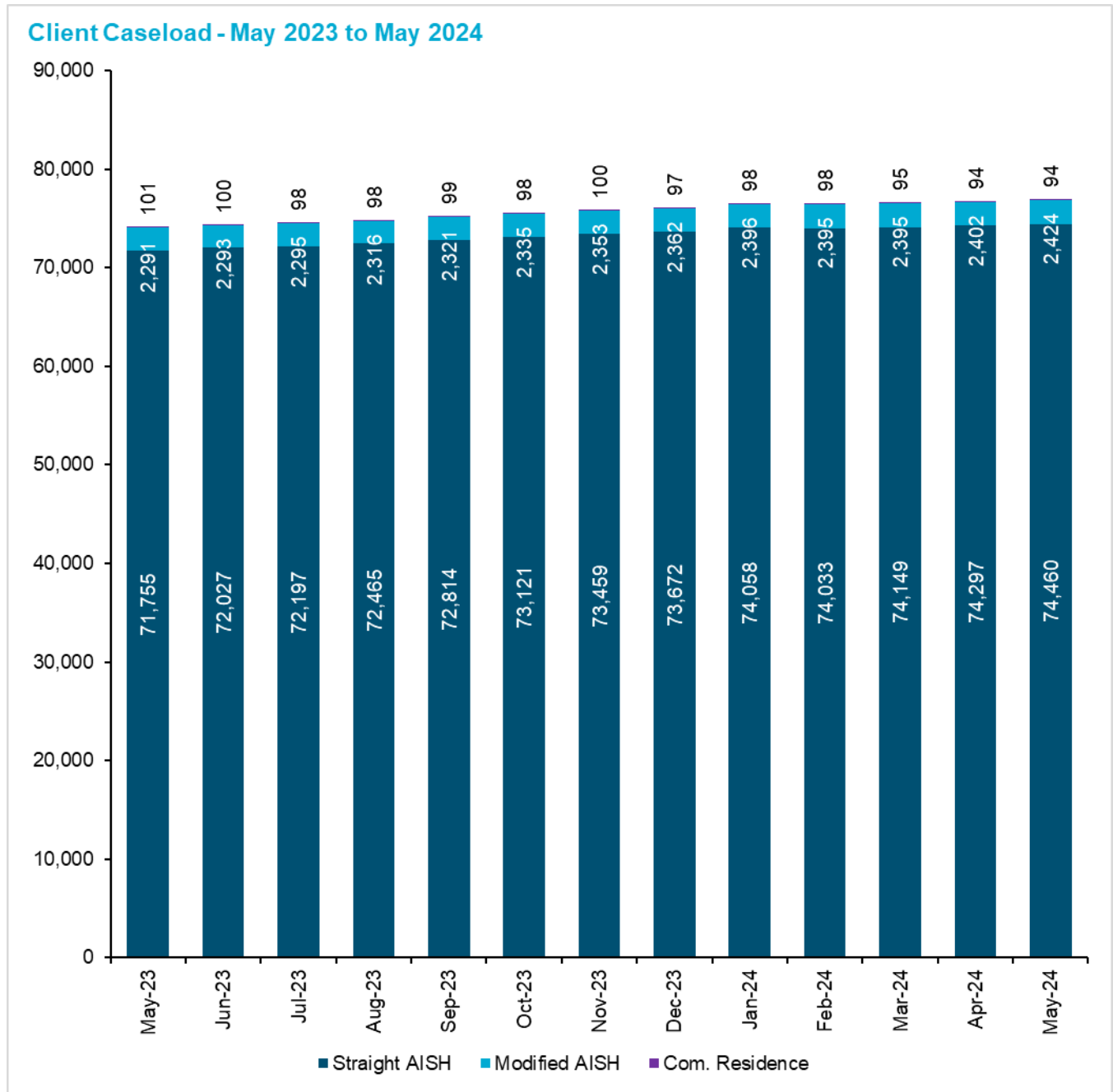
- From May 2023 to May 2024, the total AISH caseload showed an increase of 3.8%.



Source: Alberta Seniors, Community and Social Services.

Client Caseload - May 2023 to May 2024 [\[back to top\]](#)

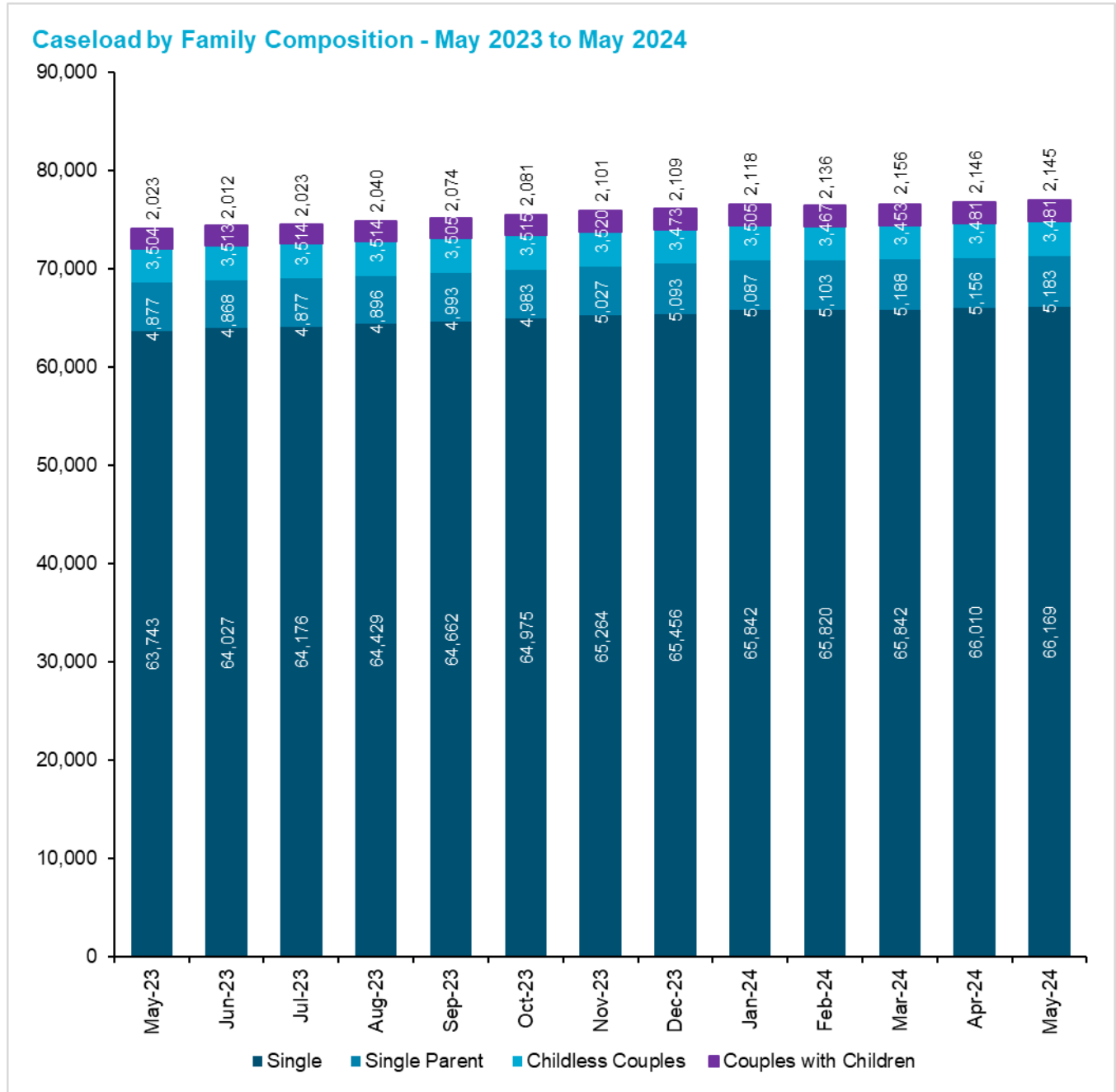
The total client caseload of 76,978 for May 2024 showed the highest proportion to be Straight AISH 74,460 (96.7%), followed by Modified AISH 2,424 (3.1%), and Com. Residence 94 (0.1%).



Source: Alberta Seniors, Community and Social Services.

Caseload by Family Composition - May 2023 to May 2024 [\[back to top\]](#)

The total caseload of 76,978 for May 2024 includes single individuals 66,169 (86%), single parents 5,183 (6.7%), childless couples 3,481 (4.5%), and couples with children 2,145 (2.8%).

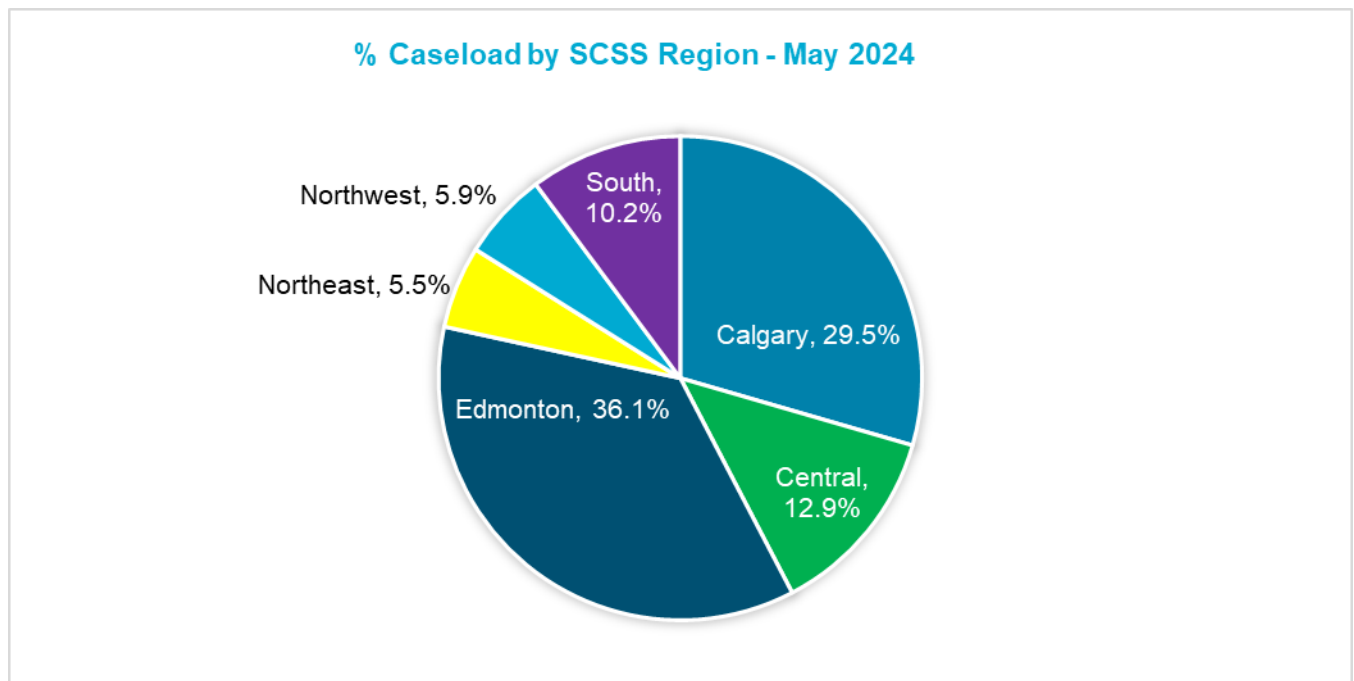



Source: Alberta Seniors, Community and Social Services.

Caseload by SCSS Region - May 2024 [\[back to top\]](#)

Regional data for May 2024 showed Edmonton as having the highest proportion of caseloads: 27,770 (36.1%), followed by Calgary: 22,695 (29.5%), Central: 9,902 (12.9%), South: 7,859 (10.2%), Northwest: 4,515 (5.9%), and Northeast: 4,237 (5.5%).

Note: North regions began separate reporting in December 2018. From May 2023, North Central data was no longer reported due to Caseload changes related to North Central Region collapsing into Northeast Region.



Source: Alberta Seniors, Community and Social Services.

Proportion Caseload by Age Group - May 2024 [\[back to top\]](#)

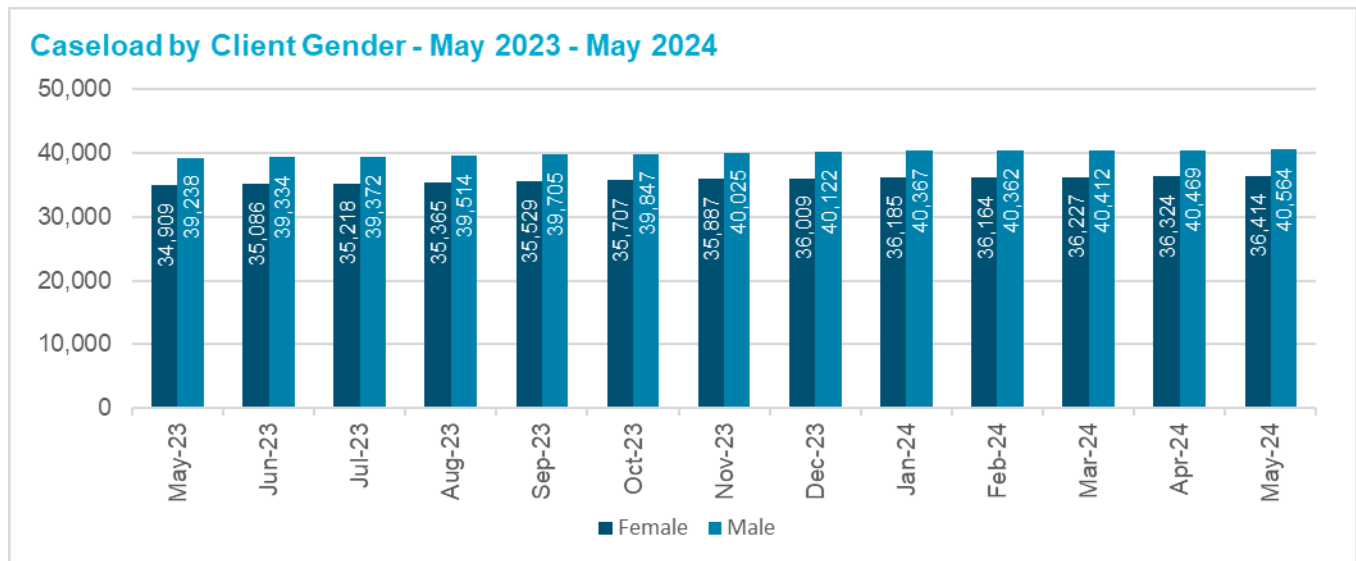
Caseload by Age Group for May 2024 showed the highest proportion from a total of 76,978 AISH clients were aged 55-59 years (13.0%), 50-54 years (10.2%), 25-29 years (10.2%), and 30-34 years (10.1%).

Age of Head of Household	Cases	Proportion of Caseload	%
18 - 19	1,519		2.0%
20 - 24	6,657		8.6%
25 - 29	7,842		10.2%
30 - 34	7,758		10.1%
35 - 39	7,311		9.5%
40 - 44	7,373		9.6%
45 - 49	7,139		9.3%
50 - 54	7,879		10.2%
55 - 59	10,020		13.0%
60	2,419		3.1%
61	2,594		3.4%
62	2,631		3.4%
63	2,479		3.2%
64	2,456		3.2%
65+	901		1.2%
All Ages Total	76,978		100.0%

Source: Alberta Seniors, Community and Social Services.

Caseload by Client Gender - May 2023 to May 2024 [\[back to top\]](#)

Client Gender for May 2024 showed the higher proportion, from a total of 76,978 AISH clients, to be Male 40,564 (52.7%), followed by Female 36,414 (47.3%).

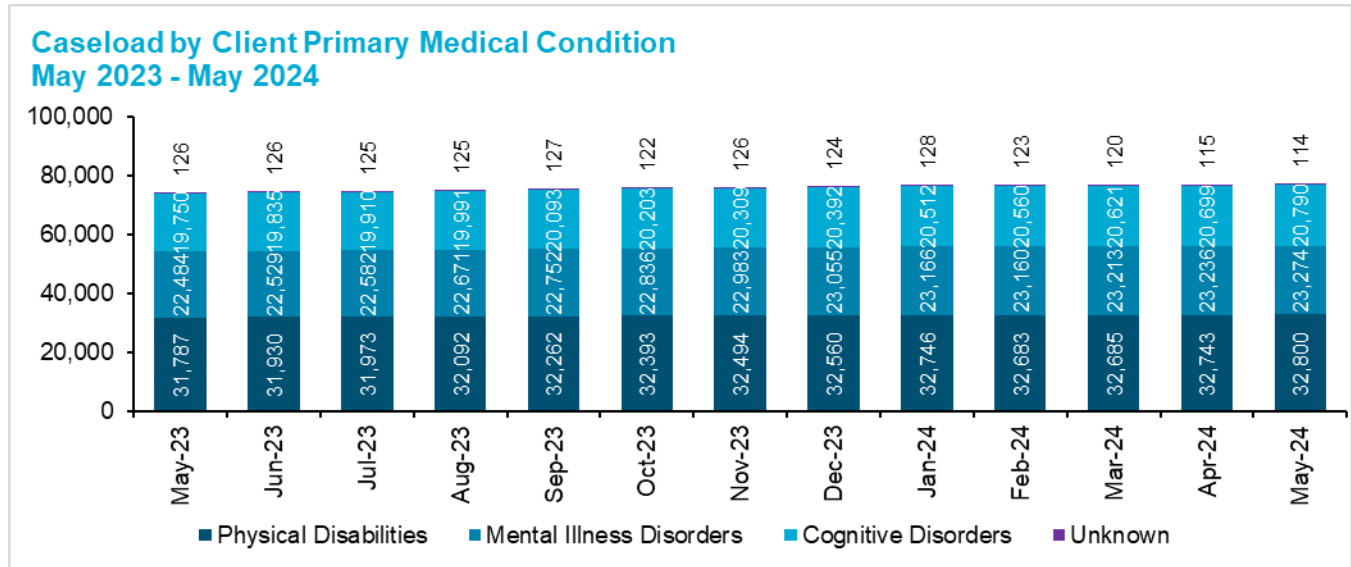


Source: Alberta Seniors, Community and Social Services.

Caseload by Primary Medical Condition - May 2023 to May 2024 [\[back to top\]](#)

Caseload by Primary Medical Condition for May 2024 showed the highest proportion of 76,978 AISH clients to be related to Physical Disabilities 32,800 (42.6%), followed by Mental Illness Disorders 23,274 (30.2%), Cognitive Disorders 20,790 (27.0%), and *Unknown 114 (0.1%).

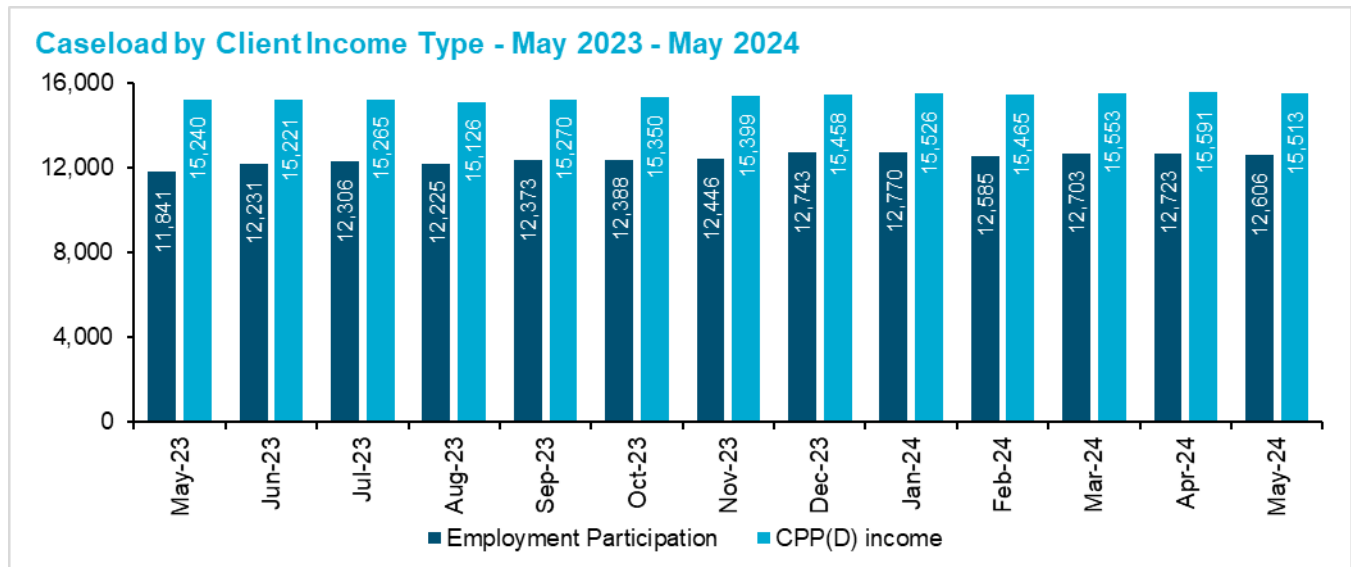
*Unknown reflects codes that include data entry errors and are awaiting correction.



Source: Alberta Seniors, Community and Social Services.

Caseload by Client Income Type - May 2023 to May 2024 [\[back to top\]](#)

Caseload by Client Income Type for May 2024 showed the total number of clients with CPP(D) income to be 15,513 (20.2%), and the total number of all types of Employment and Self-Employment incomes for client and/or partner (Employment Participation) to be 12,606 (16.4%).



Source: Alberta Seniors, Community and Social Services.

For terms and definitions of specific data elements, please refer to the AISH data dictionary.