

Alberta Accommodation and Food Services

Industry Profile 2020

Published by Labour and Immigration, Government of Alberta

This publication is issued under the Open Government Licence – Alberta (<http://open.alberta.ca/licence>). Please note that the terms of this licence do not apply to any third-party materials included in this publication.

Email: lbr.lfsanalyst@gov.ab.ca

In Edmonton: 780.422.4266

Long distance: 1.800.661.3753

This publication is available online at <https://www.alberta.ca/job-market-trends-profiles.aspx>

Alberta Accommodation and Food Services Industry Profile, 2020 | Labour and Immigration

© 2021 Government of Alberta | September 14, 2021 | ISBN 978-1-4601-5138-9

Contents

- Overview 4**
- Section A: Business Environment..... 5**
 - 1. Employment and Unemployment 5
 - 2. Industry Growth 5
 - 3. Facts, Trends and Outlook 6
 - 4. Size of Businesses, by industry..... 7
- Section B: Human Resources Profile 9**
 - 1. Occupation Information 9
 - 2. Demographics: Gender and Age 9
 - 3. Wages and Salaries 10
 - 4. Wage and Salary Information for Selected Occupations 11
- Section C: Additional Information 12**
 - Links to Industry Associations 12

Overview

The 2020 Industry Profile for the Accommodation and Food Services industry provides statistics and trends in the labour market for this sector in Alberta. Topics include employment, unemployment, number of businesses, occupation, wages and demographics. All statistics provided are 12-month averages for the year. The statistics are from Statistics Canada's Labour Force Survey and the Alberta Wage and Salary Survey.

The Accommodation and Food Services industry¹ in Alberta includes establishments that:

- provide short-term lodging and complementary services (e.g.. hotels, motor hotels, resorts, motels, bed and breakfast accommodation, housekeeping cottages and cabins, recreational vehicle parks and campgrounds and hunting and fishing camps) and
- prepare customer meals, snacks and beverages for immediate consumption on or off the premises

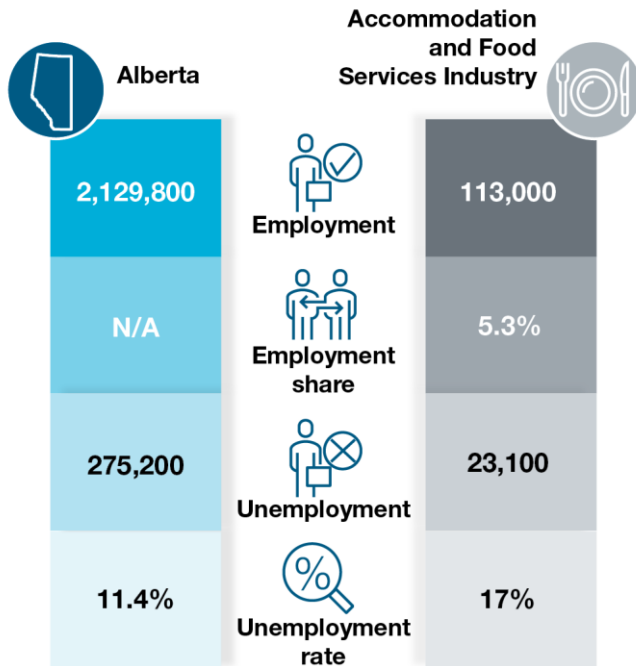
For more information, please see [Statistics Canada North American Industry Classifications System \(NAICS\) Canada 2017](#) for descriptions of industries.

¹ North American Industry Classification System (NAICS) 2017 major group 72

Section A: Business Environment

1. Employment and Unemployment

FIGURE 1: EMPLOYMENT AND UNEMPLOYMENT



Data Source: Statistics Canada, Labour Force Survey, Table: 14-10-0023-01 (formerly CANSIM 282-0008), 2020

Note: N/A denotes not applicable. Employment share was calculated by dividing the number of employment in this industry by total employment in Alberta.

For more information on employment numbers or for a historical comparison, please go to [Labour Force Statistics](#) or [Statistics Canada](#).

2. Industry Growth

- The Accommodation and Food Services industry accounted for 5.3% of total employment in Alberta in 2020, a 1.0 percentage point decline from 2019.
- Employment in this industry is expected to increase at an average rate of 1.1% from 2020 to 2023.²
- The industry is expected to account for 6.2% of total employment in Alberta in 2021.
- The above projections were completed prior to the economic decline associated with the COVID-19 pandemic and therefore may not capture current economic conditions in the short term. However, the projections are expected to reflect long-term expectations of employment trends.

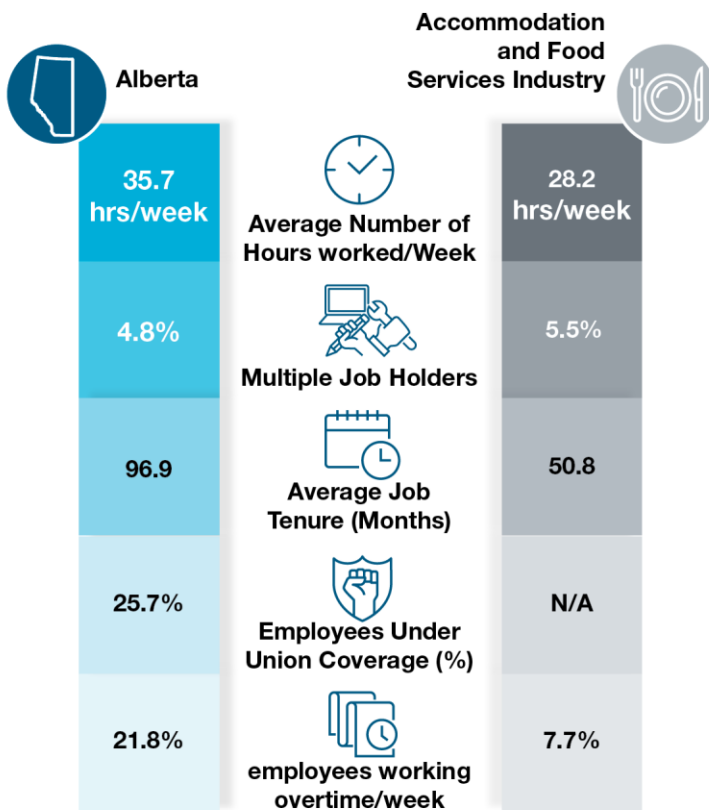
² Alberta Modified Canadian Occupational Projection System (COPS) Outlook 2019 – 2023, Industry Employment Outlook

3. Facts, Trends and Outlook

According to the most recent Statistics Canada’s National Economic Accounts, the Accommodation and Food Services industry accounted for approximately 1.6% of Alberta’s Gross Domestic Product (GDP) in 2020, a decline from 2.0% in 2010. Between 2010 and 2020, this industry’s contribution to Alberta’s total employment declined from 6.4% to 5.3%.

Total employment for the Accommodation and Food Services industry (the total number of employees and self-employed people 15 years and over) in 2020 was 21.3% lower than its level in 2019. Over the last 10 years, employment in this industry decreased by 15,900 from 2010, a 12.3% decrease. There were 113,000 people employed in the industry in 2020, of whom 56.2% were full time and 43.8% were part time.

FIGURE 2: LABOUR MARKET CHARACTERISTICS

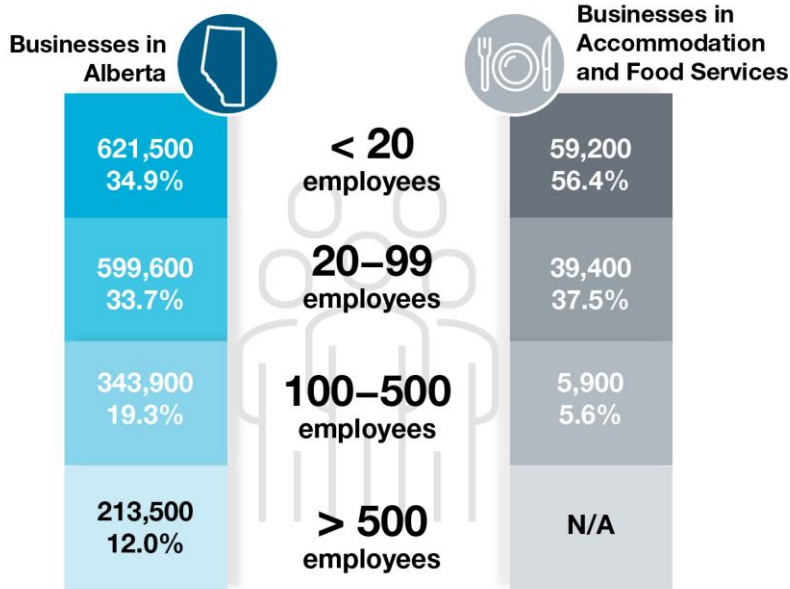


Data Source: Statistics Canada, Labour Force Survey, CANSIM Tables 14-10-0037-01 (formerly: CANSIM 282-0022), 14-10-0044-01 (formerly CANSIM 282-0031), 14-10-0055-01 (formerly CANSIM 282-0042), 14-10-0070-01 (formerly CANSIM 282-0078) and 14-10-0076-01 (formerly CANSIM 282-0084), 2020.

Note: The percentage of multiple jobholders is obtained by dividing the number of multiple jobholders by total employment. This calculation method also applies to the percentage of employees under union coverage and the percentage of employees working overtime per week.

4. Size of Businesses, by industry

FIGURE 3: EMPLOYMENT BY ESTABLISHMENT SIZE

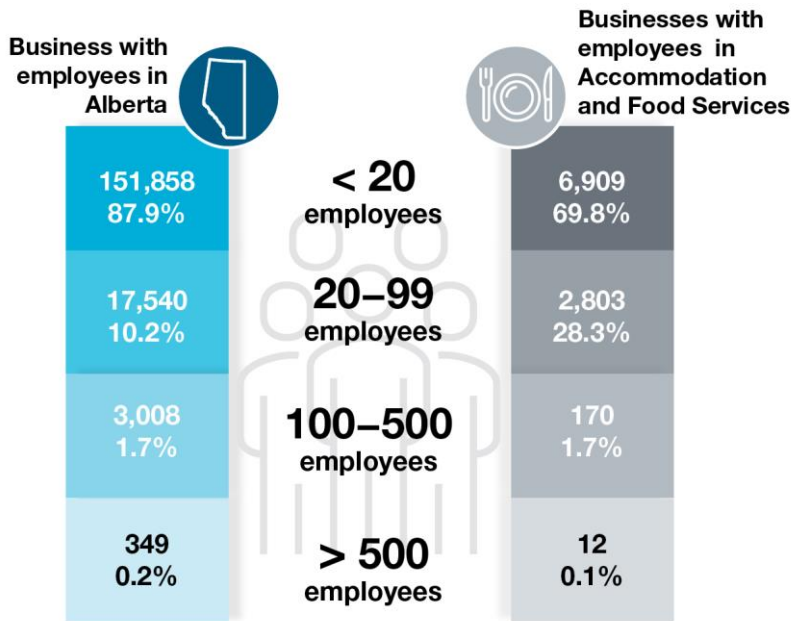


Data Source: Statistics Canada. Table: 14-10-0068-01 (formerly CANSIM 282-0076), 2020.

*Percentages may not add up to 100 due to rounding

Note: Statistics Canada's survey methodology for determining establishment size differs from the one used in the Labour Force Survey to determine total employment. As a result, the total number of employees by establishment size will not be the same as total employment in the industry, except by coincidence.

FIGURE 4: CANADIAN BUSINESS COUNTS, WITH EMPLOYEES



Data Source: Statistics Canada. Table: 33-10-0304-01, 2020.

*Percentages may not add up to 100 due to rounding

Employment by establishment size is based on the Labour Force Survey and provides the number of employees by establishment size. Canadian business counts is compiled from the Business Register and provides counts of active business establishments by employment size ranges.

Section B: Human Resources Profile

1. Occupation Information

Some examples of occupations in the Accommodation and Food Services Industry include:

- bartender
- chef
- hotel and motel desk clerk
- restaurant manager
- housekeeping attendant and
- food service supervisor

For a complete listing of all occupations related to this industry, as well as detailed information on education and skill requirements, visit the [Alberta Occupational Profiles](#) webpage.

2. Demographics: Gender and Age

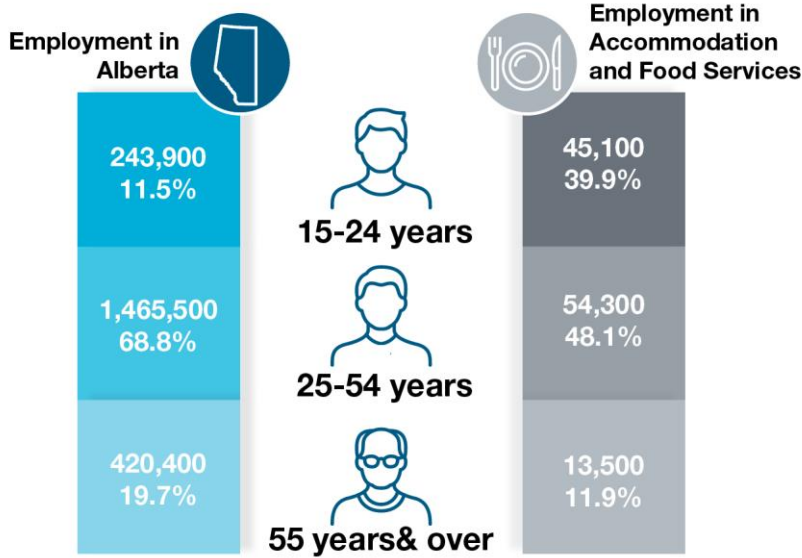
According to the Labour Force Survey, the gender breakdown in the Accommodation and Food Services industry in 2020 was as follows:



* Percentages may not add up to 100 due to rounding

Overall, in Alberta, women accounted for 45.9% and men made up 54.1% of total employment (for all industries) in 2020.

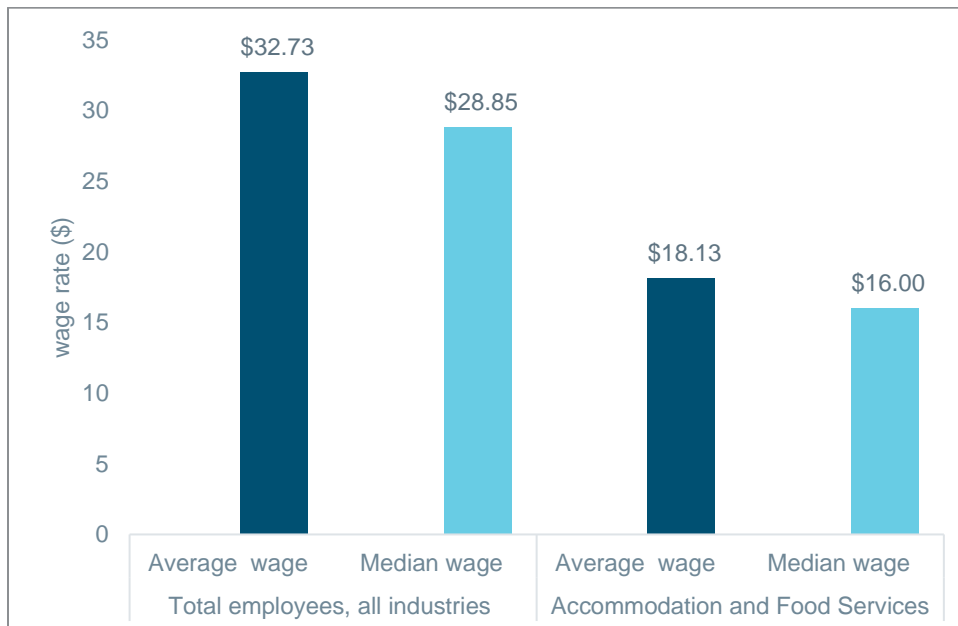
FIGURE 5: EMPLOYMENT BY AGE GROUP



Data Source: Statistics Canada, Labour Force Survey, CANSIM Table: 14-10-0023-01 (formerly CANSIM 282-0008), 2020
 *Percentages may not add up 100 due to rounding

3. Wages and Salaries





CHART 1: HOURLY WAGE RATE IN ALBERTA, 2020



Data Source: Statistics Canada, Labour Force Survey, CANSIM Table 14-10-0064-01 (formerly CANSIM 282-0072), 2020
 Note: The average hourly wage is obtained by dividing the sum of the wages of all the employees by the total number of employees. The median hourly wage is that wage below which half the employees earn and above which half the employees earn.

4. Wage and Salary Information for Selected Occupations

FIGURE 6: WAGE AND SALARY BY OCCUPATION

	Median Hourly Wage			Average Annual Salary
	Starting	Overall	Top	
 Restaurant and food service managers	\$19.49	\$21.75	\$26.00	\$46,751
 Hotel front desk clerk	\$15.19	\$16.00	\$17.00	\$28,639
 Chef	\$18.75	\$21.63	\$24.26	\$47,314
 Bartender	\$15.00	\$15.00	\$15.25	\$20,917

Data Source: 2019 Alberta Wage and Salary Survey (AWSS). The AWSS is done once every 2 years

Note: Due to methodological changes, a direct comparison of survey results from different years is not recommended.

More information on wages and salaries is available [online](#). For job descriptions, duties, skills and educational requirements of specific occupations in the Accommodation and Food Services industry, visit the [ALIS](#) website.

Section C: Additional Information

Links to Industry Associations

- [Alberta Hotel and Lodging Association](#)
- [Restaurants Canada](#)
- [Canadian Association of Food Service Professionals](#)
- [Hotel Association of Canada](#)
- [Canadian Professional Bartenders Association](#)