

# WORKPLACE INJURIES, DISEASES & FATALITIES IN ALBERTA

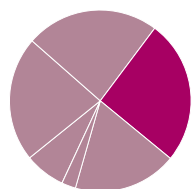
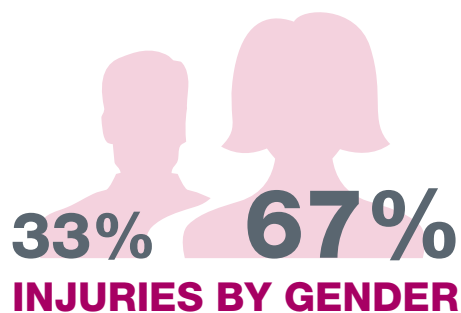
Provincial & Municipal Government, Education & Health Services Overview 2016



# 10,130

Number of injury claims

**Approximately three in 100 workers were injured**



**45-54 years**  
26%

## AGE WITH HIGHEST INJURY CLAIMS

### COMMON TYPES OF INJURIES

Sprain / Strain / Tear	62%
Superficial wounds	9%
Fractures & dislocations	4%

# 18

Number of workers who died

**Disease**



**11**

**Motor Vehicle Incidents**



**1**

**Workplace Incidents**



**6**

## OCCUPATIONS WITH HIGHER INJURIES

**Nurse aides, orderlies & patient service associates**  
20%



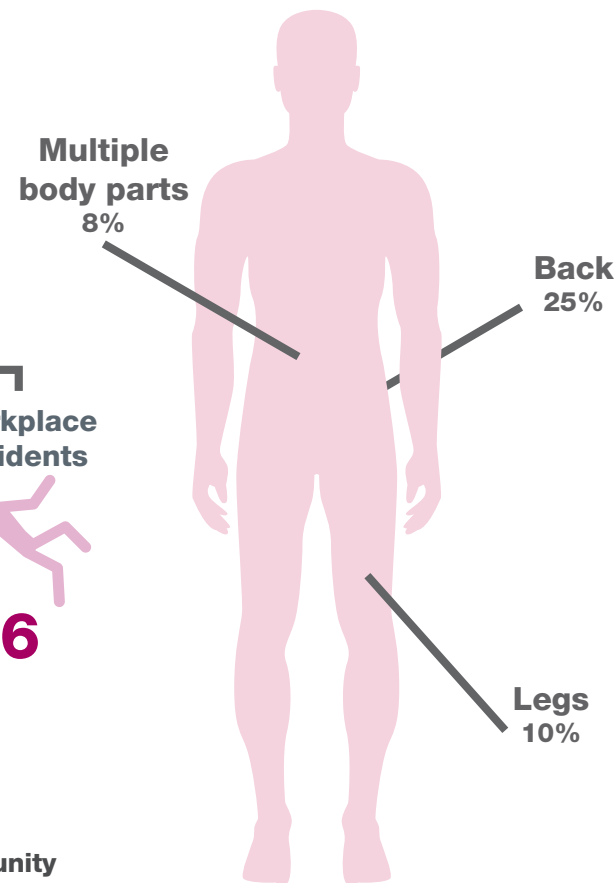
**Registered nurses & registered psychiatric nurses**  
7%



**Community & social service workers**  
6%



## COMMONLY INJURED PARTS OF THE BODY



### TOP THREE CAUSES OF INJURIES AMONG WORKERS

Overexertion	29%
Falls	16%
Bodily reaction	13%