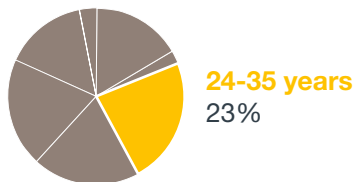
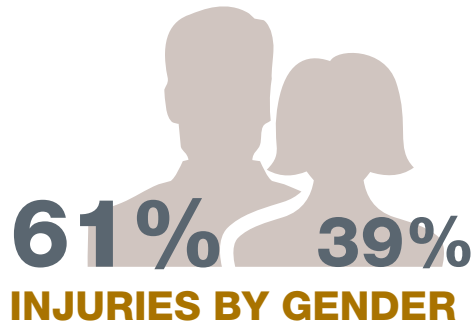


# WORKPLACE INJURIES, DISEASES & FATALITIES IN ALBERTA

Wholesale & Retail Sector Overview 2016

# 8,906

Number of injury claims  
**Approximately three in 100 workers were injured**



## AGE WITH HIGHEST INJURY CLAIMS

### COMMON TYPES OF INJURIES

|                        |            |
|------------------------|------------|
| Sprain / Strain / Tear | <b>54%</b> |
| Superficial wounds     | <b>11%</b> |
| Open wounds            | <b>9%</b>  |

# 7

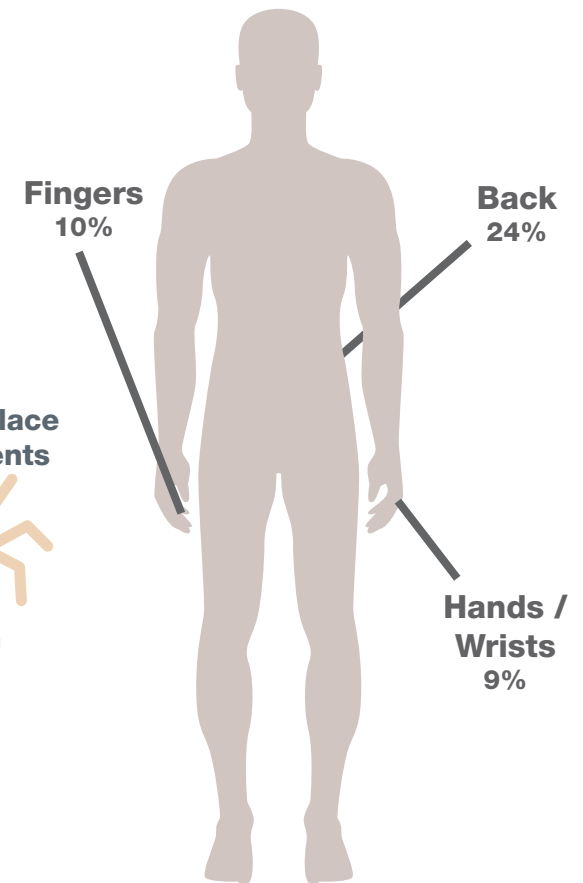
Number of workers who died



## OCCUPATIONS WITH HIGHER INJURIES



## COMMONLY INJURED PARTS OF THE BODY



### TOP THREE CAUSES OF INJURIES AMONG WORKERS

|                  |            |
|------------------|------------|
| Overexertion     | <b>29%</b> |
| Falls            | <b>15%</b> |
| Struck by object | <b>15%</b> |