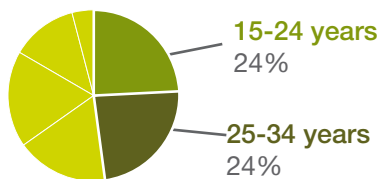



# WORKPLACE INJURIES, DISEASES & FATALITIES IN ALBERTA

Agriculture & Forestry Sector Overview 2016

# 560

Number of injury claims  
**Approximately three in 100**  
 workers were injured



## AGE WITH HIGHEST INJURY CLAIMS

### COMMON TYPES OF INJURIES

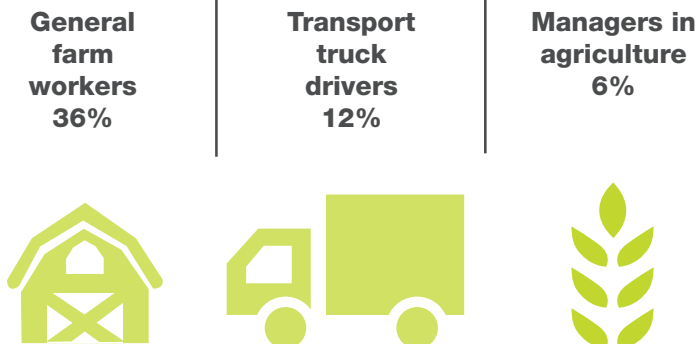
Sprain / Strain / Tear	33%
Fractures & dislocations	18%
Superficial wounds	14%

# 5

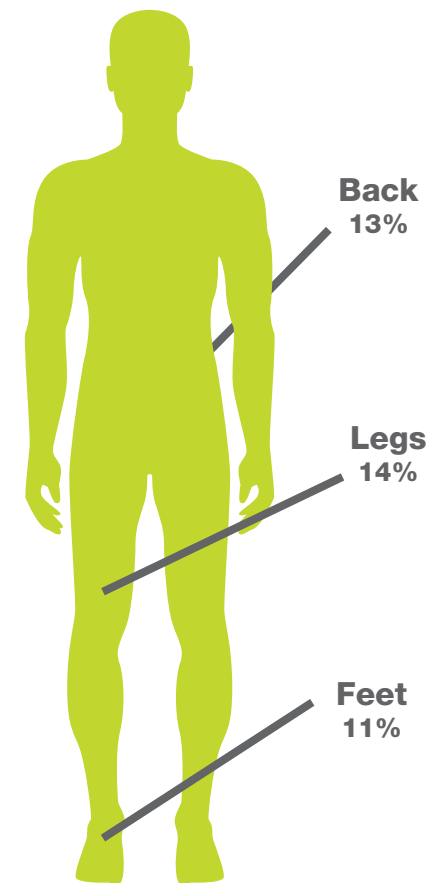
Number of workers who died



## OCCUPATIONS WITH HIGHER INJURIES



## COMMONLY INJURED PARTS OF THE BODY



### TOP THREE CAUSES OF INJURIES AMONG WORKERS

Falls	23%
Struck by object	15%
Other assaults & violent acts	14%