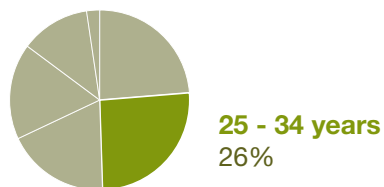
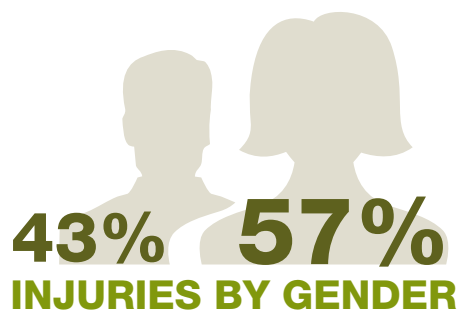


# WORKPLACE INJURIES, DISEASES & FATALITIES IN ALBERTA

Business & Professional Services Overview 2016

# 5,294

Number of injury claims  
**Approximately two in 100 workers were injured**



## AGE WITH HIGHEST INJURY CLAIMS

### COMMON TYPES OF INJURIES

Sprain / Strain / Tear	<b>47%</b>
Open wounds	<b>12%</b>
Superficial wounds	<b>10%</b>

# 5

Number of workers who died



## OCCUPATIONS WITH HIGHER INJURIES

**Attendants, helpers & related jobs**  
 15%



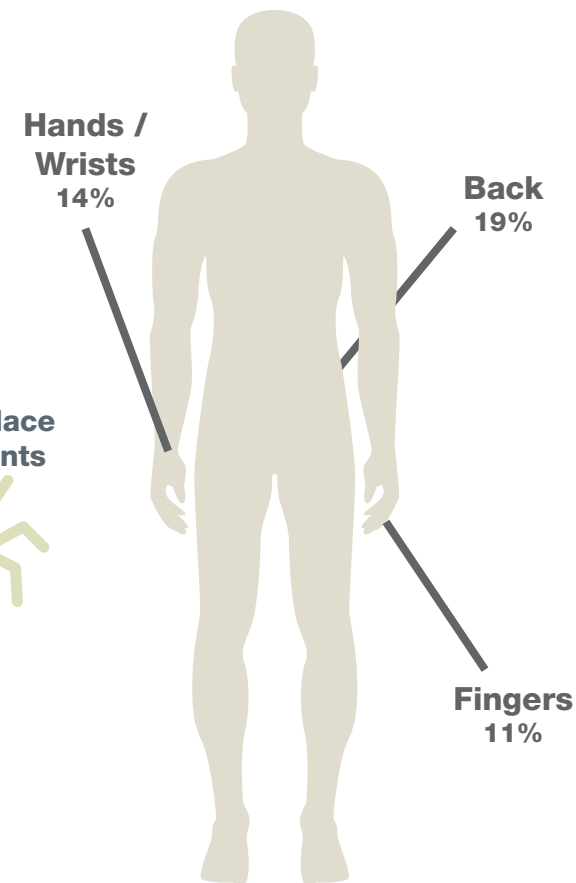
**Cooks**  
 11%



**Light duty cleaners**  
 10%



## COMMONLY INJURED PARTS OF THE BODY



### TOP THREE CAUSES OF INJURIES AMONG WORKERS

Falls	<b>19%</b>
Overexertion	<b>17%</b>
Bodily reaction	<b>14%</b>