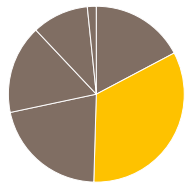
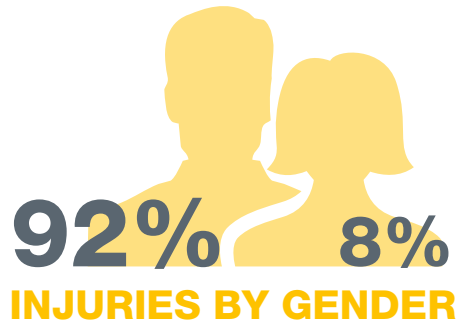


WORKPLACE INJURIES, DISEASES & FATALITIES IN ALBERTA

Construction & Construction Trades Sector Overview 2016

8,771

Number of injury claims
Approximately two in 100 workers were injured



25-34 years
33%

AGE WITH HIGHEST INJURY CLAIMS

COMMON TYPES OF INJURIES

Sprain / Strain / Tear	50%
Open wounds	13%
Fractures & dislocations	11%

51

Number of workers who died



OCCUPATIONS WITH HIGHER INJURIES

Construction trades helpers & labourers
12%



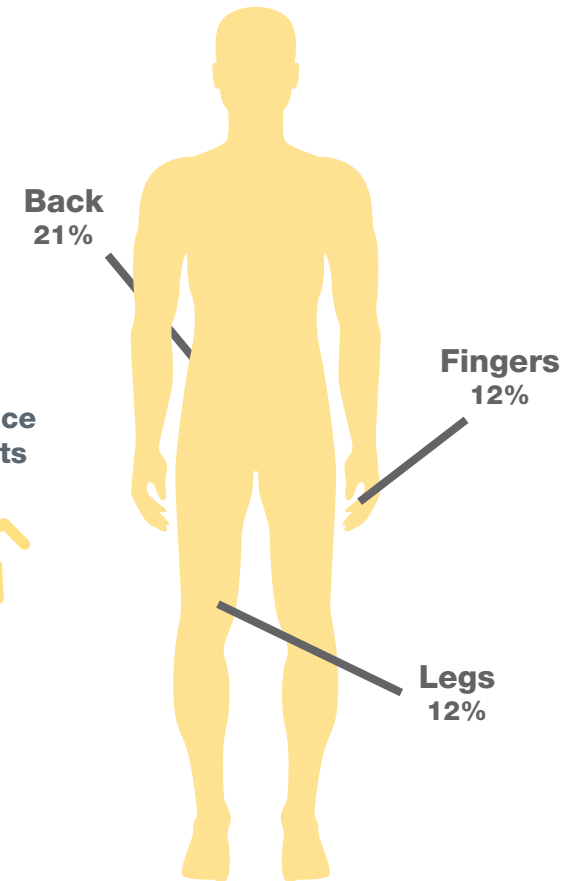
Carpenters
8%



Other trades helpers & labourers
7%



COMMONLY INJURED PARTS OF THE BODY



TOP THREE CAUSES OF INJURIES AMONG WORKERS

Overexertion	20%
Falls	19%
Bodily reaction	15%