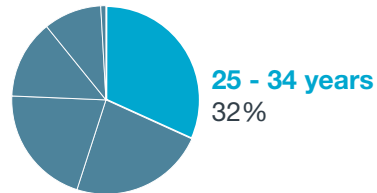
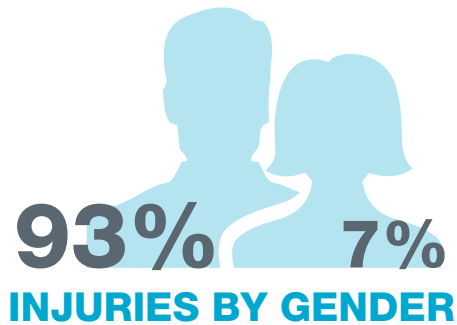


WORKPLACE INJURIES, DISEASES & FATALITIES IN ALBERTA

Mining & Petroleum Development Sector Overview 2016

1,237

Number of injury claims
Approximately one in 100 workers were injured



AGE WITH HIGHEST INJURY CLAIMS

COMMON TYPES OF INJURIES

Sprain / Strain / Tear	48%
Fractures & dislocations	13%
Superficial wounds	8%

14

Number of workers who died



OCCUPATIONS WITH HIGHER INJURIES

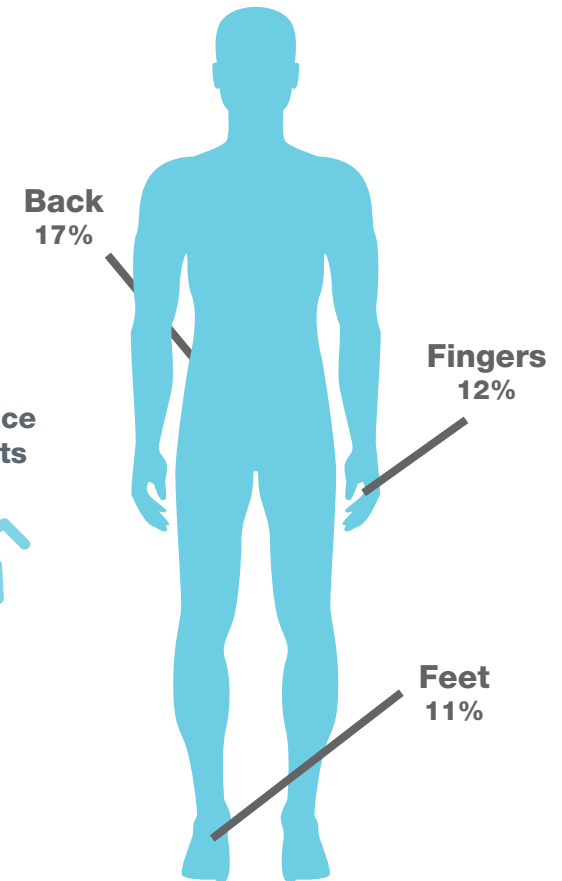
Oil/gas drilling - related workers
18%

Heavy equipment operators (except crane)
12%

Transport truck drivers
10%



COMMONLY INJURED PARTS OF THE BODY



TOP THREE CAUSES OF INJURIES AMONG WORKERS

Falls	17%
Bodily reaction	17%
Overexertion	16%