

HIGHWAY MAINTENANCE BULLETIN #2/2008

Maintenance of Welcome to Alberta Signs

Summary

This Bulletin is issued to inform practitioners and department staff of the department's recommended practice for the maintenance of Welcome to Alberta signs.

Welcome to Alberta signs are erected at highway entry points into the province. These signs provide a first impression for motorists entering the province, so sign maintenance is very important.


Over the years, some inconsistency has developed in maintenance and paint colour usage. These recommended practices serve to standardize the appearance of Welcome to Alberta signs.

Key Changes

Welcome to Alberta sign maintenance work activities should follow the recommended practices outlined below:

1. Maintenance of Welcome to Alberta signs includes the signs, posts and immediate area surrounding the signs. The maintenance contractor shall supply all materials necessary to complete the work.
2. The maintenance contractor shall trim all vegetation within one metre of the sign to a maximum height of 150 mm. All litter or debris within 10 metres of the sign shall be removed from the site. Vegetation blocking the sign face from the view of oncoming traffic shall be removed.
3. The maintenance contractor shall complete the litter removal and vegetation control every 30 days commencing May 1 and continuing until October 31 each year.
4. The maintenance contractor shall perform all necessary repairs to the signs resulting from normal wear and weathering except the reflective sheeting on the raised lettering. The reflective sheeting should be replaced on a raised letter if the sheeting begins to peel or fall off.
5. Welcome to Alberta signs should be painted/stained once every year using the paint colours/stains specified below. All loose material and dirt shall be removed prior to the application of paint or stain. Painting/staining shall be completed between May 1 and July 15.
6. The maintenance contractor shall ensure sign illumination systems at sign sites are properly maintained and all necessary repairs are completed.

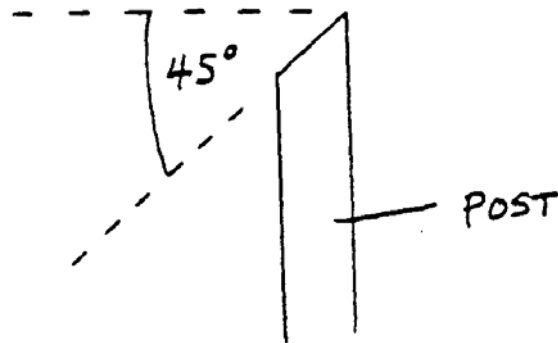
7. If a new sign or sign replacement (complete or partial) is required, a work order will be issued by the maintenance contract inspector. If this occurs, the requirements for sign fabrication and finishing of the sign face and sign posts are as follows:
- a. Actual sign sizes in the field may vary from the size shown here. Replacement installations shall match existing sign size.
 - b. The maintenance contractor will be required to fabricate and supply one sign face and eight sign posts (of varying lengths) in the sizes specified below. A typical drawing (NTS) of the sign face and sign posts is shown below.



- c. The required support posts are to be 12" x 12" pressure treated fir in the following lengths:

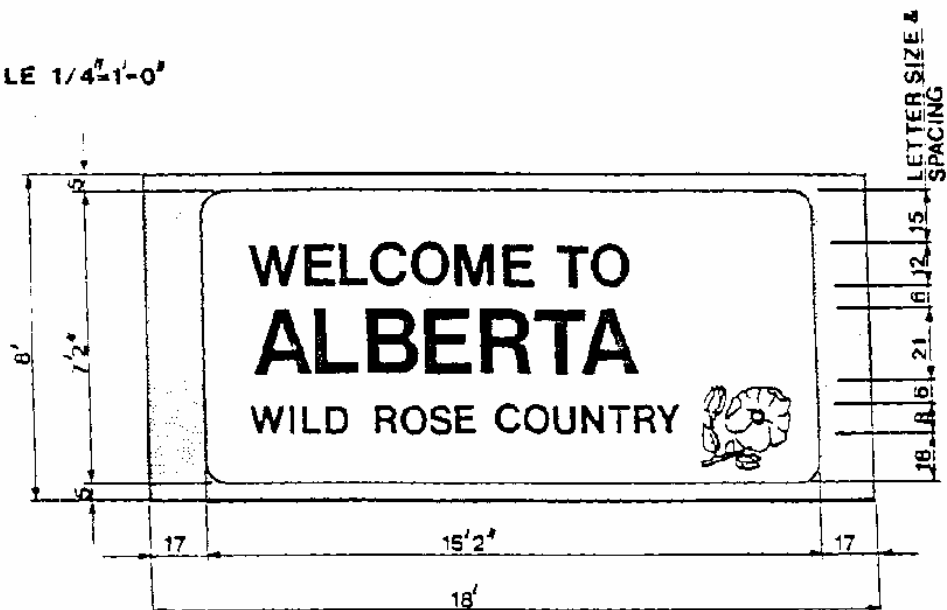
<u>Post</u>	<u>Length</u>
B	16'
C	16'
D	16'
E	16'
G	7'
H	7'
I	11'
J	9'

- d. All posts are to be tapered 45o at the top of the post as illustrated.

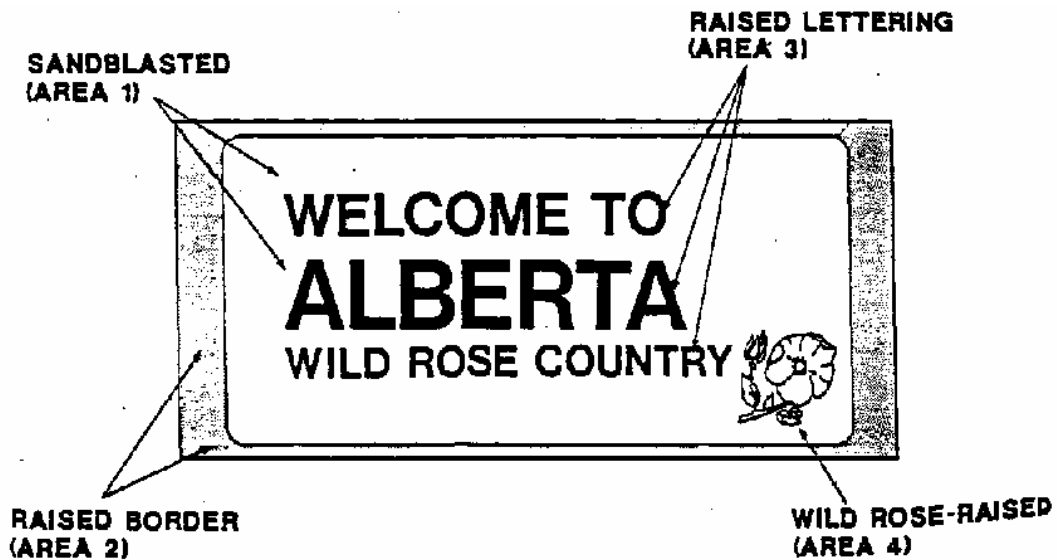


- e. The complete surface area of each post and the sign face shall be treated annually with a commercial preparation that will inhibit rot. The annual rot inhibitor treatment shall be completed between May 1 and July 15 each year.
- f. Each post shall be stained with two coats of Olympic Solid Oxford Brown stain. Note: Creosote shall not be used.
- g. The sign face shall be constructed of kiln dried clear, end grain cedar. The sign face shall be fabricated by laminating 2" x 6" cedar boards to form a sign face that has a nominal thickness of 6" and the overall dimension of 8' x 18'. The sign face may be fabricated in two equal separate sections that are jointed horizontally. Illustration below is not to scale. Dimensions are in inches unless otherwise specified.

SCALE 1/4"=1'-0"



- h. The maintenance contractor is required to supply a sign face that is structurally sound and possesses the necessary strength and rigidity to keep the sign from sagging, warping, or deteriorating. On the approval of the department, the maintenance contractor may provide additional support, bracing or strengthening of the sign face that is deemed necessary to maintain the integrity of the sign face.
- i. Where sandblasting of the sign face is specified, the area so specified shall be sandblasted uniformly to a depth of $\frac{3}{4}$ " to 1".
- j. The sign face shall be finished in the colours and with the products indicated below:



- Area 1 – Area is to be sandblasted uniformly to a depth of $\frac{3}{4}$ " to 1". The sandblasted area shall receive two coats of Olympic Solid Oxford Brown stain applied by brush, not sprayed on.
- Area 2 – This raised area is to receive a minimum of four coats of Behr "Super liquid rawhide" clear gloss finish.
- Area 3 – The top of each raised letter is to be covered with white ATSM D4956 Type III or Type IV High Intensity retroreflective sheeting. The sheeting is to be fastened to each letter with contact glue (or the equivalent) suitable for exterior use.
- Area 4 – The wild rose is to be raised and receive one primer coat and two finish coats of oil based enamel in the colours shown. The maintenance contractor will be required to submit a colour chip of any colour (other than those specified below) that is proposed for use. The rose emblem shall be of a size in proportion to that shown on the drawing above.
 - Leaves – Green (use Behr – "Geranium Leaf" paint colour, Dulux – "Willow Creek" paint colour, or Glidden – "Pucker Up" paint colour)

- Stem – Brown (use Behr – “South Kingston” paint colour, or Glidden – “Timber Trail” paint colour)
- Rose Petals – Pink (use Behr – “Rose Marquis” paint colour, Dulux – “Party Surprise” paint colour, or Glidden – “Strawberry Crush” paint colour)
- Centre of Rose – Yellow (use Behr – “Empire Yellow” paint colour, Dulux – “Lemon Chiffon” paint colour, or Glidden – “Blazing Star” paint colour)

Note: Creosote shall not be used.

The new recommended practices as indicated in this Bulletin are to be implemented immediately as per the usual practice. These recommended practices supersede all previous Welcome to Alberta sign maintenance instructions (i.e., in maintenance contract specifications or special provisions).

Effective Date

January 24, 2008

Contact

Richard Chow at (780) 415-1050 or Corinna Mulyk at (780) 415-9961
Technical Standards Branch, Alberta Infrastructure and Transportation

References

None

Approved:

*Original signed
by Moh Lali*

Moh Lali
Director, Highway Operations
Technical Standards Branch