

Alberta Community and Social Services Open Data

Family Support for Children with Disabilities (FSCD)

Program Overview

The Family Support for Children with Disabilities (FSCD) program works with eligible families to provide support and services based on each child and family's needs. Supports and services are individually determined. The level and nature of support a family receives may vary depending on many factors, such as the child's disability and the family's individual circumstances.

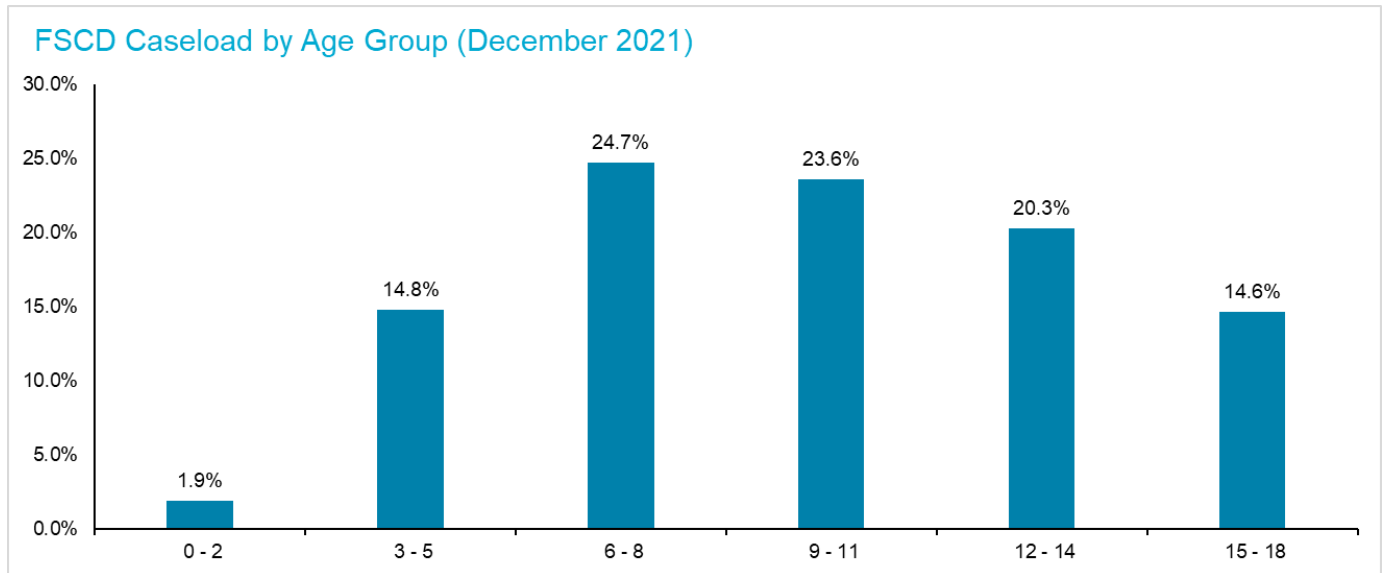
There are currently six FSCD Open Data Asset Packages available for public use. These include the following datasets:

- FSCD Caseload by Age Group
- FSCD Caseload by Region
- FSCD Caseload by Service Category
- FSCD Cost by Service Category
- FSCD In-Planning Caseload by Region
- FSCD Active Caseload by Disability Type

FSCD Data Summary for December 2021

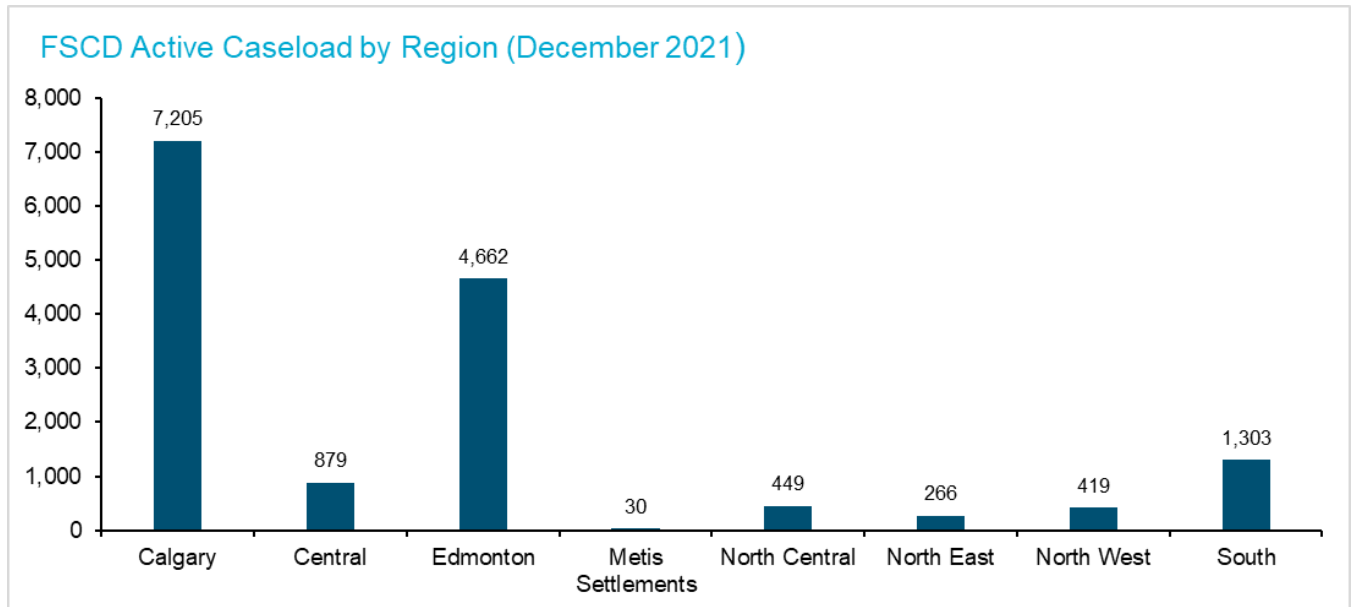
FSCD Caseload by Age Group

- Caseload by Age Group showed the highest proportion of Active Caseload aged between 6-8 years (24.7%) for December 2021, followed by 9-11 years (23.6%), 12-14 years (20.3%), 3-5 years (14.8%), 15-18 years (14.6%), and 0-2 years (1.9%).



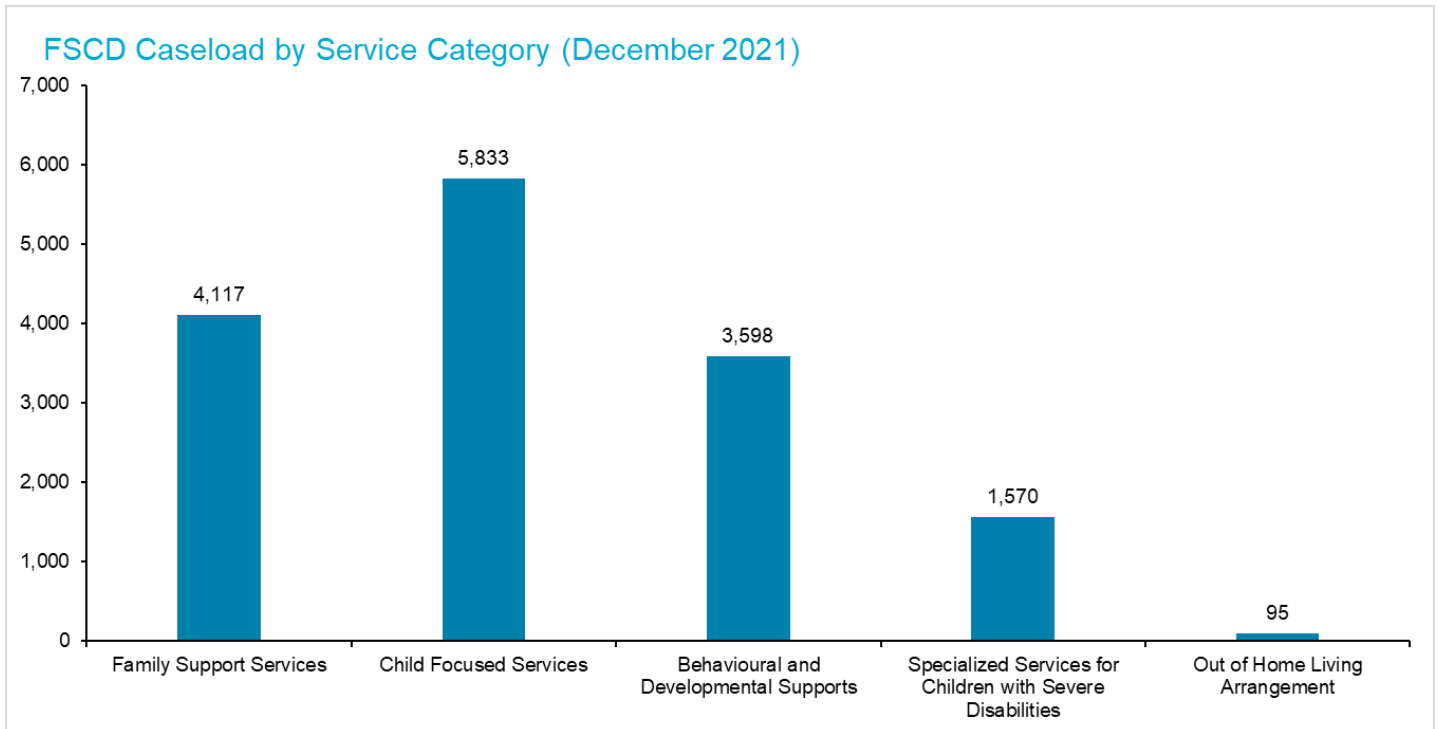
FSCD Caseload by Region

- The total Active Caseload by Region was 15,213 for December 2021, which shows an increase of 0.1% from the previous month of November 2021. From December 2020 to December 2021, the Active Caseload shows an increase of 1.0%.
- The Calgary region had the highest proportion of Active Caseload (47.4%), followed by Edmonton (30.6%), South (8.6%), Central (5.8%), North Central (3.0%), North West (2.8%), North East (1.7%) and Metis Settlements (0.2%).



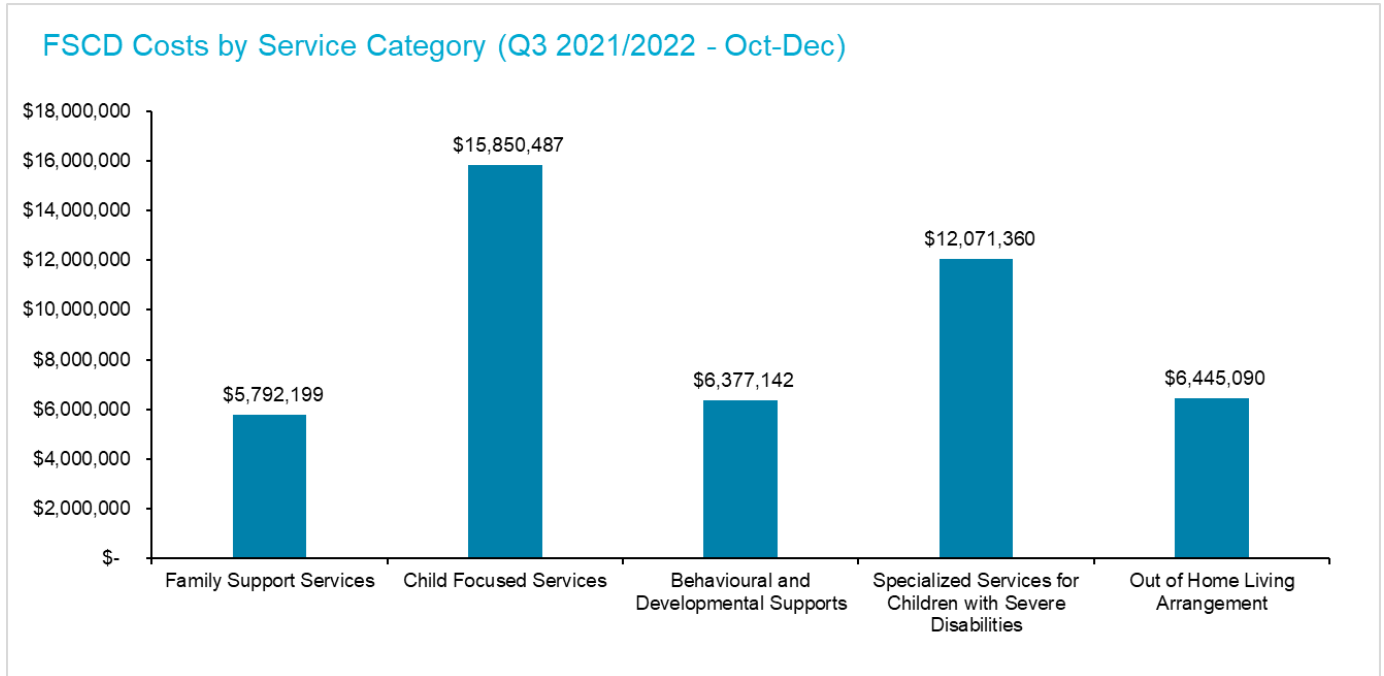
FSCD Caseload by Service Category

- The total Active Caseload by Service Category was 15,213 for December 2021, which shows an increase of 0.1% from the previous month of November 2021. From December 2020 to December 2021, the Active Caseload shows an increase of 1.0%.
- Child Focused Services had the highest proportion of Active Caseload (38.3%), followed by Family Support Services (27.1%), Behavioural and Developmental Supports (23.7%), Specialized Services for Children with Severe Disabilities (10.3%), and Out of Home Living Arrangement (0.6%).



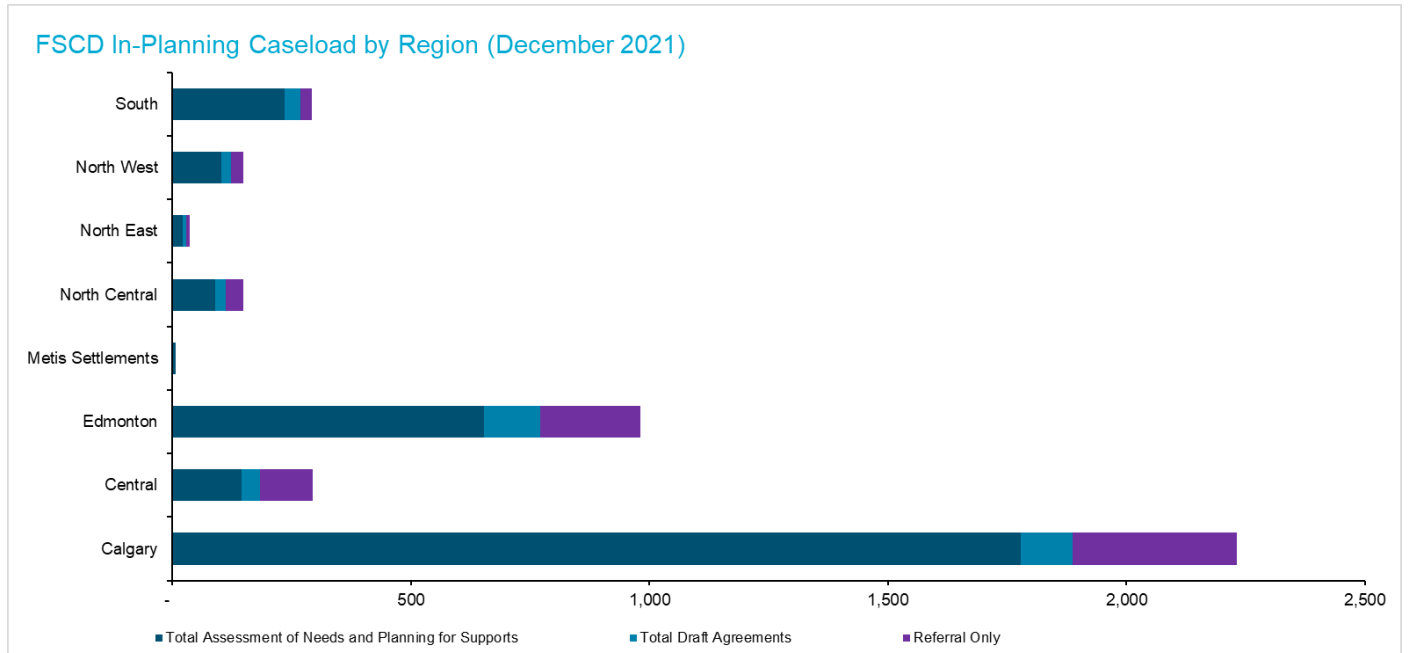
FSCD Cost by Service Category

- The total Cost by Service Category was \$46,536,277 for the third quarter of 2021/22.
- Child Focused Services had the highest cost (34.1%), followed by Specialized Services for Children with Severe Disabilities (25.9%), Out of Home Living Arrangement (13.8%), Behavioural and Developmental Supports (13.7%), and Family Support Services (12.4%).



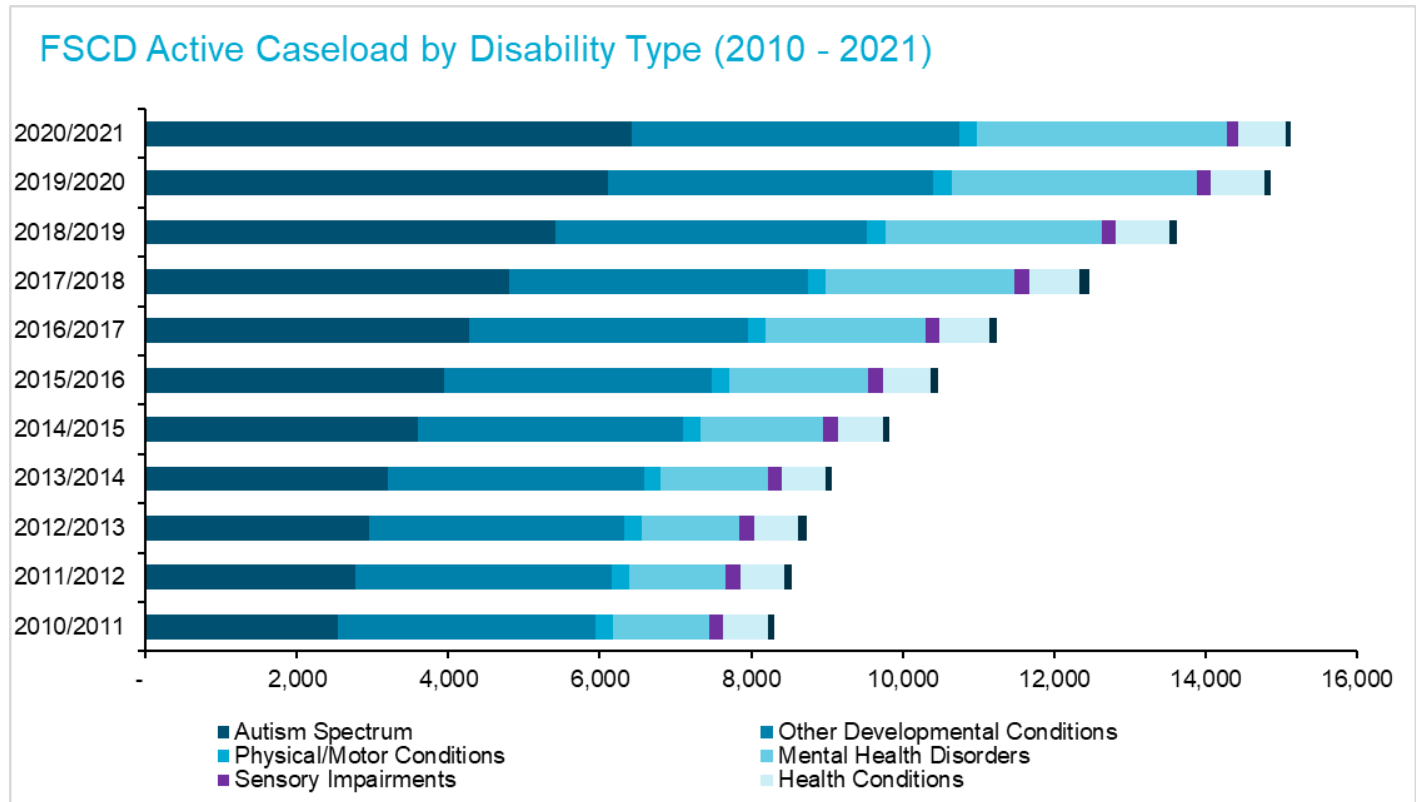
FSCD In-Planning Caseload by Region

- The total In-Planning Caseload was 4,144 for December 2021, which shows a decrease of 2.6% from the previous month of November 2021. From December 2020 to December 2021, the In-Planning Caseload shows an increase of 20.5%.
- For the Agreement Status category, Total Assessment of Needs and Planning for Supports showed the highest proportion (73.4%), followed by Referral Only (18.3%), and Total Draft Agreements (8.3%).
- The Calgary region had the highest proportion of In-Planning Caseload (53.8%), followed by Edmonton (23.7%), Central (7.1%), South (7.0%), North Central (3.6%), North East (0.9%), North West (3.6%), and Metis Settlements (0.2%).



FSCD Active Caseload by Disability Type

- In 2020/2021, the total count for All Primary Diagnoses was 15,114. Autism Spectrum had the highest proportion of all primary diagnoses (42.5%), followed by Other Developmental Conditions (28.6%), Mental Health Disorders (21.8%), Health Conditions (4.1%), Physical/Motor Conditions (1.6%), Sensory Impairments (1.0%), and Unconfirmed Conditions (0.4%).



For terms and definitions of data elements in FSCD Open Data, please refer to the FSCD data dictionaries.