

Be safe at work

Teaching Notes



Please photocopy these notes.

March 2007

Subscriptions—contact Maureen Day

E-mail: subscriptions@englishexpress.ca
 Phone: Edmonton 440-3722
 Outside Edmonton 1-877-440-3722 free
 Mail: English Express
 Box 38028 Capilano
 Edmonton AB T6A 3Y6
 Fax: 780-468-3119

Content—contact Bev Burke

E-mail: editor@englishexpress.ca
 Phone: Edmonton 440-9833
 Outside Edmonton 1-877-440-9822 free

Jung-ho works in a kitchen

- ✓ This is a good opportunity to make sure students know the emergency plan in your building. What is the route to leave the building if there is a fire alarm? Do you have a lockdown plan? Where is the first aid kit? Who has first aid training?
- ✓ Ask for a speaker to come from St. John Ambulance or the Canadian Red Cross. Speakers can show basic first aid techniques and tell students about first aid training.

Hazardous products

- ✓ Do your students need to know more about WHMIS symbols and courses?

Resource

- ✓ *Ten questions to ask your employer* focuses on important things to know before a worker accepts or starts a job. For example:
 - What are the dangers of my job?
 - Will I receive job safety training? When?
 - Is there any safety gear I'll be expected to wear?
 - What do I do if I get hurt?
- To print a copy of the resource, go to:
www.hre.gov.ab.ca/cps/rde/xchg/hre/hs.xml/3135.html

Answers for exercises

Safety words

2. a
3. j
4. b
5. g
6. h
7. f
8. i
9. c
10. e

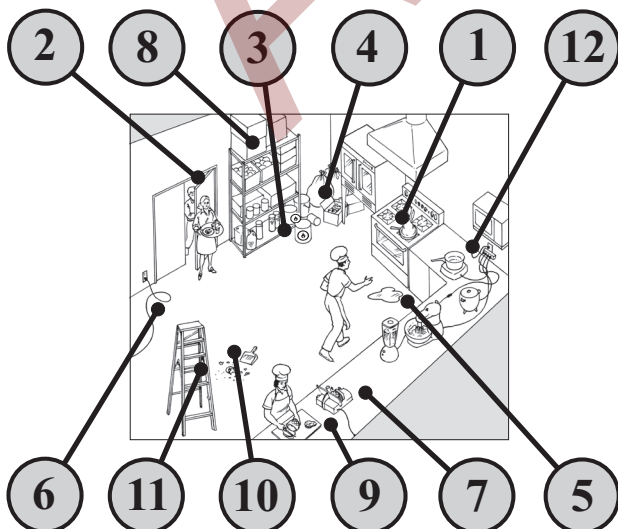
Find the reason

2. b
3. a
4. e
5. f
6. c

Fix these sentences

2. wrists and feet
3. always
4. Compensation
5. WHMIS
6. forklift
7. alone


Hazards at work



How to order this issue

- ✓ To order **one** copy of this issue call or e-mail the Career Information Hotline.
Edmonton: 780-422-4266
Outside Edmonton (free): 1-800-661-3753
E-mail: hotline@alis.gov.ab.ca
- ✓ To order **two or more** copies, use the e-careershop on the Internet at:
www.alis.gov.ab.ca/careershop/
- ✓ You can order other easy-to-read information. For example:
 - *Employment laws protect Alberta workers*
 - *Looking for a job*

Find the 12 hazards at this restaurant. Put the correct number in the circle.



- | | |
|------------------------------------|---------------------------------------|
| 1. fire on the stove | 7. a meat slicer |
| 2. swinging doors | 8. large, heavy boxes on a high shelf |
| 3. hazardous products | 9. raw meat |
| 4. clutter on the floor | 10. broken glass |
| 5. a spill on the floor | 11. a broken ladder |
| 6. an electrical cord on the floor | 12. too many plugs in one outlet |

👉 What might happen to the workers at this restaurant?

Safety words

Answers on page TN-1



Fill in the blanks with the correct word from the box below.

- d 1. These pictures have meaning.
2. This injury happens when you do things again and again.
3. Businesses keep money here.
4. Workers stand on them.
5. This training teaches you about hazardous products.
6. If you are hurt at work, your employer must fill out this report.
7. This vehicle can lift and carry heavy boxes.
8. This sheet has information about hazardous products.
9. This safety equipment covers your nose and mouth.
10. This sign warns people so they do not slip.

- | | |
|----------------------|---------------------|
| a. repetitive strain | f. forklift |
| b. anti-fatigue mats | g. WHMIS course |
| c. respirator | h. first aid report |
| d. <u>symbols</u> | i. MSDS |
| e. wet floor sign | j. safe |

Fix these sentences

Answers on page TN-1

These sentences are wrong. Fix the sentences. Cross out the words that are wrong. Write the correct words above the lines. Then compare answers with another person. Sometimes there is more than one way to fix a sentence.

1. Jung-ho cleans up spills at ^{right away} ~~the end of~~ his shift.
2. Doris told her boss about the pain in her knees.
3. Tom never wears safety equipment at work.
4. WCB is short for Workers' Communication Board.
5. Ardo took a first aid course.
6. Ben asks to take a WHMIS training course.
7. Ann works with other employees at a gas station at night.

Safety clothing and equipment

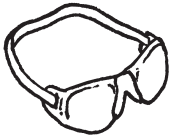
Write the name of the clothing or equipment on the line. Draw a line to the drawing.



1. to protect your knees kneepads

2. to protect your eyes _____

3. to protect your ears _____



4. to protect your head _____

5. to protect your feet _____

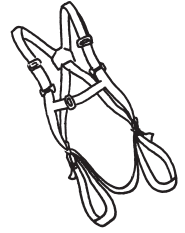


6. to prevent falling _____

7. to protect your arms _____



8. to protect your lungs _____



Find the reason

Answers on page TN-1

Answer these questions. Choose from the answers on the right.

1. Why do Jean and Elle want workers to look for hazards at work? d

2. Why does Jung-ho clean up spills right away? _____

3. Why did Doris' employer change her work area and tasks? _____

4. Why did Ardo's employer fix the cord on the vacuum? _____

5. Why does Tom wear safety clothing and equipment? _____

6. Why does Ben refuse to drive the forklift? _____

a. So her wrists and feet won't hurt

b. So no one will slip and fall

c. Because he has no training to drive a forklift

d. Because they want other workers to be safe

e. So no one will get an electrical shock

f. So he won't get hurt at his work site