

# Alberta Farm Input Prices

An Overview of 2014-2015



## **Introduction and Methodology**

Since 1976, Alberta Agriculture and Forestry, Statistics and Data Development Section has conducted a monthly survey of prices for selected Alberta farm inputs. The prices are collected by the Alberta Federation of Agriculture in partnership with the Statistics and Data Development Section.

In 2001, a comprehensive review of the survey was undertaken, to ensure that the inputs monitored were relevant and consistent with Alberta's current farming practices and that there was adequate coverage across the province. Effective July 2001, the number of farm inputs priced monthly was increased to 53 from 45, and the number of centers monitored across Alberta expanded to 25 from 18. The revised list of farm inputs included a number of new inputs, while some of the old inputs were dropped or modified. Further reviews were completed in June 2006, July 2007, and January 2012 to ensure continued relevance. As such, some farm inputs in 2014 and 2015 are not comparable on a "year-over-year" basis with previous years.

Just to caution, the monthly average prices in this report are intended to serve as a guide only. Actual prices at specific locations may differ from the provincial averages provided in this report.

To access this report, and monthly Alberta farm input prices data, please visit the Alberta Agriculture and Forestry website at: <http://www.agriculture.alberta.ca/app21/infopage?cat1=Statistics&cat2=Farm%20Financial>

To access the Alberta farm input prices online charting function visit: <http://www.agric.gov.ab.ca/app21/farminputprices>

For further information on Alberta farm input prices, please contact:

Alberta Agriculture and Forestry  
Economics and Competitiveness Branch  
Statistics and Data Development Section  
302, 7000 - 113 St.  
Edmonton, Alberta T6H 5T6  
Phone: 780-427-4011  
Fax: 780-427-5220

The Department gratefully acknowledges the contribution of the individuals collecting farm input prices in Alberta for the Alberta Federation of Agriculture, in partnership with Alberta Agriculture and Forestry, Economics and Competitiveness Branch, Statistics and Data Development Section.

Note to Users: The contents of this document may not be used or reproduced without properly accrediting Alberta Agriculture and Forestry, Economics and Competitiveness Branch, Statistics and Data Development Section.

*As of April 1, 2009, this project was sponsored by Growing Forward, a federal-provincial-territorial agreement.*

**Table 1 - Average Monthly Farm Input Prices for Alberta (\$) - January to June - 2014**

FARM INPUT ITEMS	Jan 2014	Feb 2014	Mar 2014	Apr 2014	May 2014	Jun 2014
Construction Grade Lumber, 2x6, spruce, M	520.70	526.12	532.33	543.99	538.61	539.50
Rough Grade Lumber, 2x8, spruce, M	562.68	564.04	561.64	566.83	566.10	573.88
Sheathing, plywood, spruce, un-sanded, 9.6 mm, 4'x8' sheet	15.93	16.11	16.42	16.46	16.40	16.44
Fence Posts, standard grade, treated, 3-4" diameter, 7' length	4.39	4.28	4.54	4.61	4.35	4.40
Ready-Mix Concrete, 20 mpa strength, cubic metre	213.27	209.30	212.85	208.25	210.38	213.21
Nails, standard grade, 4" spiral, 50 lb box	77.19	77.18	76.84	78.06	76.89	77.59
Pipe, plastic, 1" diameter, 75 psi, 100' coil	54.53	54.68	55.57	55.94	55.96	55.98
Rods, steel reinforcing, 10 mm, 6 metre length	6.55	6.63	6.66	6.72	6.74	6.77
Barbed Wire, 12 gauge, double strand, 40 kg, 80 rod spool	66.49	66.48	66.93	66.80	67.09	67.22
Grain Bin, hopper bottom included, 4,000 bushel capacity, each *	14,344.79	14,443.33	14,646.35	14,552.15	14,722.05	14,736.35
Truck Tires, 1st line, blackwall, LT285-70R-17 Radial, enviro tax included, each	294.59	295.12	296.49	292.79	285.29	282.49
Storage Battery, 12 volt, 24 series, 525 cranking amp, each	97.32	97.05	96.91	98.69	98.40	97.50
V-Belt - Implement, 1/2" x 70", fibre, each	12.90	12.92	12.91	12.84	12.71	12.82
Antifreeze, ethylene glycol, anti-corrosion, 4 litre	14.07	14.22	14.15	14.89	15.15	15.38
Mechanical Repairs, for farm machinery, shop & labour, per hour	111.05	111.79	114.05	115.05	113.62	115.24
Baler Twine, plastic, for round baler, 28,000 ft, bale	30.98	31.13	32.07	31.99	31.79	31.86
General Farm Labour, full-time, without board, per month	2,981.76	2,996.88	3,051.67	3,151.50	3,236.50	3,251.58
Tractor, FWD, 105-130 hp, 6 cylinder diesel, 12-24 spd trans., new	111,890.97	111,579.86	112,793.09	116,843.24	114,797.91	117,113.12
Tractor, 4WD, 325-375 hp, 6-8 cylinder diesel, 12-18 spd trans., new	277,750.66	271,354.01	280,327.54	290,606.64	289,721.69	292,821.27
Combine, self propelled, diesel, 323-374 hp, twin, cross or axial rotary, new *	358,446.58	360,065.58	357,467.18	359,019.86	359,329.30	360,682.57
Air Drill, 40-42', with packer wheels, 325 bu, 3 compartment tank, no variable rate, new *	200,695.34	199,593.19	210,135.82	220,918.83	222,719.01	226,456.22
Sprayer, pull-type, 800-900 gallon tank, 90-100' boom, new	57,415.39	56,696.11	58,295.77	61,680.38	61,693.33	61,297.76
Round Baler, pull-type, P.T.O. driven, 5'x6' hard core bale, new	45,906.43	46,893.90	47,265.15	48,395.33	48,447.38	48,778.57
Double Disc, heavy duty tandem, 19-21', 22" blades, new	44,394.36	44,667.44	44,637.98	44,793.81	44,696.11	46,421.73
3/4 Ton Truck, V-8, 5.4L or 5.9L engine, 4X4, 4 speed automatic transmission, new	39,598.85	39,587.11	40,389.67	40,408.32	40,868.32	41,119.14
Calf-starter Ration, pellets, 13-20%, bagged, 25 kg *	14.71	14.51	14.52	14.44	14.36	14.41
Dairy Supplement, pellets, 32%, bagged, 25 kg *	20.05	20.17	20.22	20.32	20.57	20.37
Feedlot Supplement, pellets, 32%, (excluding Ionophore), bagged, 25 kg *	13.65	13.77	14.16	14.41	14.15	13.76
Hog Grower Ration, pellets, 15-17%, bagged, 25 kg *	12.85	12.78	12.57	12.60	12.43	12.38
Swine Supplement, pellets, 35-40%, bagged, 25 kg *	21.25	20.92	21.15	20.80	21.21	21.35
Broiler Grower Complete Feed, 18-20%, bagged, 25 kg *	13.38	13.46	13.18	12.74	12.59	12.44
Cattle Mineral, salt-free, 18% Phosphorus & 18% Calcium, 20 kg *	27.80	27.76	28.14	28.09	28.15	28.11
Feed Barley, No. 1, non-board, farm gate, bushel	3.13	2.89	3.10	3.33	3.66	3.59
Feed Wheat, No. 1, non-board, farm gate, bushel	4.04	3.87	4.32	4.38	4.65	4.51
Feed Oats, good quality, non-board, farm gate, bushel **	2.48	2.35	2.48	2.47	2.52	2.52
Hay, good quality, over 50% Alfalfa, farm gate, ton	74.95	83.55	89.44	87.68	82.42	78.67
Fertilizer, 46-0-0, Urea, bulk, tonne	559.57	679.00	702.50	721.00	736.33	747.80
Fertilizer, 11-51-0, bulk, tonne	679.05	720.05	745.10	751.81	794.67	802.25
Fertilizer, 82-0-0, Anhydrous Ammonia, full service with applicator, bulk, tonne	932.59	1,010.81	1,099.00	1,129.17	1,136.72	1,154.29
Refine SG, granular, 486 gram *	269.79	270.69	271.24	271.39	279.69	283.64
Assert 300 SC, liquid, 10.8 litre	248.28	249.92	238.00	231.80	206.52	210.65
Roundup WeatherMAX, liquid, 10 litre	64.40	64.56	65.01	67.22	72.40	76.38
Penicillin, Procaine Penicillin G, injectable, short-acting, 300 mg/ml, 250 ml	16.21	16.23	16.11	16.05	16.21	16.31
Vitamin AD with E, injectable, IU/cc: A:500,000 D:75,000 E:50, 250 ml	27.09	27.00	27.08	27.09	27.34	27.33
Seed, Wheat, Certified No. 1, bulk, 100 kg	54.69	51.30	49.29	47.83	46.29	45.90
Seed, Barley, Certified No. 1, bulk, 100 kg	43.57	42.08	41.93	41.14	39.91	40.07
Seed, Roundup Ready Herbicide Tolerant Canola, Certified No. 1, treated, not including TUA, bagged, 22.7 kg **	474.87	475.73	480.80	467.07	475.92	464.84
Seed, Liberty Link Herbicide Tolerant Canola, Certified No. 1, treated, not including TUA, bagged, 22.7 kg **	564.66	572.30	595.45	587.20	590.21	591.84
Purple Gasoline, regular unleaded, marked farm fuel, 100 litres	97.52	99.33	105.03	106.84	111.26	110.68
Diesel Fuel, marked farm fuel, (provincial allowance deducted), 100 litres	111.05	113.17	117.15	113.23	117.49	112.22
Propane, liquefied, bulk, 100 litres	61.68	72.46	64.63	63.24	60.87	61.46
Natural gas, excluding service or delivery charge, provincial rebate deducted where applicable, GJ	3.92	4.69	8.64	5.23	4.35	3.51
Electricity, farm use, (excluding service or delivery charge), 100 kwh	8.62	7.61	7.55	7.38	7.54	5.84
Oil, for diesel engines, 15W-40, (environmental tax included), 5 litre *	20.63	20.74	20.87	19.94	20.50	20.66

\* Specification changed as of January 2012 \*\* New input as of January 2012

Note: The prices reported are simple averages for the province and are based on a survey conducted in the first week of each month.

Source: Alberta Agriculture and Forestry, Economics and Competitiveness Branch, Statistics and Data Development Section

**Table 1 (Cont'd) - Average Monthly Farm Input Prices for Alberta (\$) - July to December - 2014**

FARM INPUT ITEMS	Jul 2014	Aug 2014	Sep 2014	Oct 2014	Nov 2014	Dec 2014
Construction Grade Lumber, 2x6, spruce, M	534.28	571.54	552.70	550.58	553.68	554.82
Rough Grade Lumber, 2x8, spruce, M	566.54	566.95	563.60	560.41	551.64	550.88
Sheathing, plywood, spruce, un-sanded, 9.6 mm, 4'x8' sheet	16.01	16.93	17.86	17.33	17.84	17.89
Fence Posts, standard grade, treated, 3-4" diameter, 7' length	4.63	4.69	5.14	5.01	5.10	5.15
Ready-Mix Concrete, 20 mpa strength, cubic metre	216.19	219.57	218.54	218.41	223.62	225.59
Nails, standard grade, 4" spiral, 50 lb box	74.19	75.07	73.44	73.67	73.02	72.73
Pipe, plastic, 1" diameter, 75 psi, 100' coil	58.51	58.54	57.53	57.66	57.22	57.73
Rods, steel reinforcing, 10 mm, 6 metre length	6.51	6.52	6.51	6.28	6.28	6.27
Barbed Wire, 12 gauge, double strand, 40 kg, 80 rod spool	66.28	66.99	66.89	66.06	66.69	66.56
Grain Bin, hopper bottom included, 4,000 bushel capacity, each *	14,729.66	15,107.84	15,194.41	15,109.36	15,362.41	15,324.36
Truck Tires, 1st line, blackwall, LT285-70R-17 Radial, enviro tax included, each	293.25	293.14	291.43	292.29	295.36	287.34
Storage Battery, 12 volt, 24 series, 525 cranking amp, each	97.28	97.91	98.83	98.35	100.16	100.17
V-Belt - Implement, 1/2" x 70", fibre, each	12.87	13.26	13.29	12.95	13.43	13.48
Antifreeze, ethylene glycol, anti-corrosion, 4 litre	15.11	15.05	15.59	15.21	15.15	14.86
Mechanical Repairs, for farm machinery, shop & labour, per hour	115.95	117.27	115.82	116.91	117.14	117.02
Baler Twine, plastic, for round baler, 28,000 ft, bale	31.43	31.50	31.61	31.52	31.97	31.25
General Farm Labour, full-time, without board, per month	3,131.50	3,174.00	3,167.00	3,261.50	3,199.00	3,214.21
Tractor, FWD, 105-130 hp, 6 cylinder diesel, 12-24 spd trans., new	114,512.53	115,171.62	116,393.09	117,617.95	118,061.99	119,981.50
Tractor, 4WD, 325-375 hp, 6-8 cylinder diesel, 12-18 spd trans., new	297,326.96	298,001.51	299,525.49	300,563.95	305,560.46	309,921.19
Combine, self propelled, diesel, 323-374 hp, twin, cross or axial rotary, new *	375,079.70	375,354.74	377,591.19	380,387.44	378,005.30	375,266.29
Air Drill, 40-42', with packer wheels, 325 bu, 3 compartment tank, no variable rate, new *	231,571.68	233,666.38	240,661.12	240,702.12	242,019.57	249,064.71
Sprayer, pull-type, 800-900 gallon tank, 90-100' boom, new	64,442.76	64,478.05	63,637.20	63,651.25	63,973.94	63,897.41
Round Baler, pull-type, P.T.O. driven, 5'x6' hard core bale, new	49,273.41	49,509.82	50,091.63	50,132.54	49,386.56	50,296.54
Double Disc, heavy duty tandem, 19-21', 22" blades, new	47,446.40	47,594.15	48,233.55	48,668.70	48,245.78	49,048.23
3/4 Ton Truck, V-8, 5.4L or 5.9L engine, 4X4, 4 speed automatic transmission, new	40,704.64	40,953.32	41,119.18	41,190.23	40,940.23	40,874.27
Calf-starter Ration, pellets, 13-20%, bagged, 25 kg *	14.06	14.22	14.44	14.15	14.14	14.21
Dairy Supplement, pellets, 32%, bagged, 25 kg *	20.50	20.12	18.81	18.86	18.77	18.92
Feedlot Supplement, pellets, 32%, (excluding Ionophore), bagged, 25 kg *	14.42	14.27	14.66	14.66	15.06	15.15
Hog Grower Ration, pellets, 15-17%, bagged, 25 kg *	13.98	13.77	14.83	14.83	15.02	15.18
Swine Supplement, pellets, 35-40%, bagged, 25 kg *	20.86	20.86	20.67	20.25	20.27	20.51
Broiler Grower Complete Feed, 18-20%, bagged, 25 kg *	15.25	15.01	15.46	15.90	16.57	16.59
Cattle Mineral, salt-free, 18% Phosphorus & 18% Calcium, 20 kg *	27.80	28.04	28.41	28.53	28.68	28.74
Feed Barley, No. 1, non-board, farm gate, bushel	3.44	3.64	3.46	3.21	3.47	3.60
Feed Wheat, No. 1, non-board, farm gate, bushel	4.46	4.71	4.29	4.35	4.32	4.44
Feed Oats, good quality, non-board, farm gate, bushel **	2.30	2.52	2.52	2.50	2.53	2.54
Hay, good quality, over 50% Alfalfa, farm gate, ton	83.55	87.60	93.45	85.38	89.61	90.42
Fertilizer, 46-0-0, Urea, bulk, tonne	650.91	622.50	589.86	591.41	572.32	562.42
Fertilizer, 11-51-0, bulk, tonne	794.71	769.00	770.64	768.14	763.18	771.42
Fertilizer, 82-0-0, Anhydrous Ammonia, full service with applicator, bulk, tonne	1,080.39	1,045.44	1,008.06	990.28	965.94	962.53
Refine SG, granular, 486 gram *	275.52	275.43	276.88	275.29	274.03	274.45
Assert 300 SC, liquid, 10.8 litre	220.78	221.71	224.20	224.45	225.14	227.31
Roundup WeatherMAX, liquid, 10 litre	74.58	74.67	75.00	73.99	72.47	73.24
Penicillin, Procaine Penicillin G, injectable, short-acting, 300 mg/ml, 250 ml	18.10	19.62	19.94	20.07	20.13	20.40
Vitamin AD with E, injectable, IU/cc: A:500,000 D:75,000 E:50, 250 ml	27.73	27.98	27.81	26.96	26.82	26.72
Seed, Wheat, Certified No. 1, bulk, 100 kg	49.11	49.27	50.27	49.87	50.85	51.28
Seed, Barley, Certified No. 1, bulk, 100 kg	40.21	39.61	39.88	39.45	38.88	37.46
Seed, Roundup Ready Herbicide Tolerant Canola, Certified No. 1, treated, not including TUA, bagged, 22.7 kg **	456.28	459.64	465.53	474.26	469.37	465.62
Seed, Liberty Link Herbicide Tolerant Canola, Certified No. 1, treated, not including TUA, bagged, 22.7 kg **	596.90	596.52	595.52	599.57	595.38	593.50
Purple Gasoline, regular unleaded, marked farm fuel, 100 litres	109.03	108.71	106.18	100.75	92.73	84.35
Diesel Fuel, marked farm fuel, (provincial allowance deducted), 100 litres	110.27	109.93	107.93	103.49	108.59	105.28
Propane, liquefied, bulk, 100 litres	68.25	66.92	71.95	68.52	70.32	68.91
Natural gas, excluding service or delivery charge, provincial rebate deducted where applicable, GJ	4.78	3.79	3.91	4.27	3.81	4.23
Electricity, farm use, (excluding service or delivery charge), 100 kwh	7.61	8.21	8.14	8.52	6.67	7.37
Oil, for diesel engines, 15W-40, (environmental tax included), 5 litre *	20.77	20.16	20.13	20.42	20.75	20.14

\* Specification changed as of January 2012      \*\* New input as of January 2012

Note: The prices reported are simple averages for the province and are based on a survey conducted in the first week of each month.

Source: Alberta Agriculture and Forestry, Economics and Competitiveness Branch, Statistics and Data Development Section

**Table 2 - Average Monthly Farm Input Prices for Alberta (\$) - January to June - 2015**

FARM INPUT ITEMS	Jan 2015	Feb 2015	Mar 2015	Apr 2015	May 2015	Jun 2015
Construction Grade Lumber, 2x6, spruce, M	555.21	556.25	556.38	556.02	556.63	561.45
Rough Grade Lumber, 2x8, spruce, M	571.26	555.57	556.94	562.19	571.26	571.34
Sheathing, plywood, spruce, un-sanded, 9.6 mm, 4'x8' sheet	17.90	18.23	18.13	17.96	17.94	18.26
Fence Posts, standard grade, treated, 3-4" diameter, 7' length	5.13	5.32	5.20	5.22	5.29	5.39
Ready-Mix Concrete, 20 mpa strength, cubic metre	223.82	225.95	224.06	223.75	220.20	224.43
Nails, standard grade, 4" spiral, 50 lb box	73.03	73.20	73.02	75.45	73.38	77.34
Pipe, plastic, 1" diameter, 75 psi, 100' coil	58.23	58.29	58.90	58.88	57.90	58.95
Rods, steel reinforcing, 10 mm, 6 metre length	6.07	6.17	6.17	6.08	6.12	6.10
Barbed Wire, 12 gauge, double strand, 40 kg, 80 rod spool	65.60	65.71	65.64	65.13	65.46	66.11
Grain Bin, hopper bottom included, 4,000 bushel capacity, each *	15,386.59	15,531.36	16,003.73	16,046.73	15,345.21	15,741.70
Truck Tires, 1st line, blackwall, LT285-70R-17 Radial, enviro tax included, each	289.55	289.12	290.15	292.26	293.28	291.06
Storage Battery, 12 volt, 24 series, 525 cranking amp, each	99.59	101.11	101.68	104.08	104.52	101.99
V-Belt - Implement, 1/2" x 70", fibre, each	13.68	13.18	13.21	13.40	13.73	13.45
Antifreeze, ethylene glycol, anti-corrosion, 4 litre	14.88	14.59	14.55	14.65	15.18	15.16
Mechanical Repairs, for farm machinery, shop & labour, per hour	117.73	117.64	118.23	118.77	117.05	119.62
Baler Twine, plastic, for round baler, 28,000 ft, bale	31.10	31.20	31.97	32.33	33.04	33.21
General Farm Labour, full-time, without board, per month	3,227.89	3,230.53	3,303.95	3,289.00	3,273.89	3,285.79
Tractor, FWD, 105-130 hp, 6 cylinder diesel, 12-24 spd trans., new	120,248.97	122,029.94	122,975.59	123,358.92	125,049.55	127,609.57
Tractor, 4WD, 325-375 hp, 6-8 cylinder diesel, 12-18 spd trans., new	321,397.30	330,796.65	333,565.75	330,219.00	333,089.72	341,062.10
Combine, self propelled, diesel, 323-374 hp, twin, cross or axial rotary, new *	380,599.65	380,623.29	391,484.00	376,458.59	380,861.76	380,518.50
Air Drill, 40-42', with packer wheels, 325 bu, 3 compartment tank, no variable rate, new *	249,458.72	255,622.08	255,813.53	252,685.26	260,511.22	261,124.18
Sprayer, pull-type, 800-900 gallon tank, 90-100' boom, new	65,675.81	67,724.08	65,206.66	65,799.00	68,288.15	68,680.73
Round Baler, pull-type, P.T.O. driven, 5'x6' hard core bale, new	49,293.20	49,781.16	49,985.56	50,371.35	51,626.42	55,864.58
Double Disc, heavy duty tandem, 19-21', 22" blades, new	49,283.28	50,024.05	49,910.45	50,116.73	50,025.23	50,645.92
3/4 Ton Truck, V-8, 5.4L or 5.9L engine, 4X4, 4 speed automatic transmission, new	41,431.09	41,556.63	41,849.55	41,986.09	42,525.95	42,947.75
Calf-starter Ration, pellets, 13-20%, bagged, 25 kg *	14.23	14.23	14.30	14.56	14.60	15.30
Dairy Supplement, pellets, 32%, bagged, 25 kg *	18.99	18.99	18.89	19.10	18.59	18.35
Feedlot Supplement, pellets, 32%, (excluding Ionophore), bagged, 25 kg *	15.73	15.92	16.30	15.88	16.56	16.55
Hog Grower Ration, pellets, 15-17%, bagged, 25 kg *	15.35	15.47	15.73	15.56	16.36	15.84
Swine Supplement, pellets, 35-40%, bagged, 25 kg *	20.52	20.64	20.39	19.97	20.04	19.86
Broiler Grower Complete Feed, 18-20%, bagged, 25 kg *	16.81	17.12	17.33	17.33	18.43	17.67
Cattle Mineral, salt-free, 18% Phosphorus & 18% Calcium, 20 kg *	29.20	29.12	28.67	29.35	29.99	30.63
Feed Barley, No. 1, non-board, farm gate, bushel	3.69	3.76	3.77	3.86	3.85	3.90
Feed Wheat, No. 1, non-board, farm gate, bushel	4.60	4.63	4.64	4.74	4.70	4.93
Feed Oats, good quality, non-board, farm gate, bushel **	2.48	2.51	2.59	2.53	2.61	2.66
Hay, good quality, over 50% Alfalfa, farm gate, ton	97.29	94.35	95.95	87.58	89.35	99.44
Fertilizer, 46-0-0, Urea, bulk, tonne	605.10	632.52	649.25	652.05	658.22	639.16
Fertilizer, 11-51-0, bulk, tonne	791.10	821.50	826.70	826.80	842.41	842.50
Fertilizer, 82-0-0, Anhydrous Ammonia, full service with applicator, bulk, tonne	989.20	1,024.13	1,061.07	1,023.27	1,030.31	1,087.54
Refine SG, granular, 486 gram *	277.97	276.34	277.31	275.55	275.44	276.68
Assert 300 SC, liquid, 10.8 litre	229.14	231.71	229.30	230.28	234.39	234.17
Roundup WeatherMAX, liquid, 10 litre	74.07	74.72	74.21	73.33	71.77	74.11
Penicillin, Procaine Penicillin G, injectable, short-acting, 300 mg/ml, 250 ml	20.78	20.52	20.45	20.95	21.60	22.74
Vitamin AD with E, injectable, IU/cc: A:500,000 D:75,000 E:50, 250 ml	26.62	26.48	27.61	26.82	26.95	27.05
Seed, Wheat, Certified No. 1, bulk, 100 kg	48.97	49.63	50.30	50.16	50.27	50.83
Seed, Barley, Certified No. 1, bulk, 100 kg	40.12	38.79	38.36	39.83	40.05	39.27
Seed, Roundup Ready Herbicide Tolerant Canola, Certified No. 1, treated, not including TUA, bagged, 22.7 kg **	465.45	468.99	471.38	476.70	452.46	448.07
Seed, Liberty Link Herbicide Tolerant Canola, Certified No. 1, treated, not including TUA, bagged, 22.7 kg **	593.80	591.03	589.13	594.00	591.26	596.85
Purple Gasoline, regular unleaded, marked farm fuel, 100 litres	72.60	81.93	85.81	83.70	85.37	92.65
Diesel Fuel, marked farm fuel, (provincial allowance deducted), 100 litres	88.37	93.45	95.26	82.05	85.03	91.65
Propane, liquefied, bulk, 100 litres	63.58	69.70	70.85	67.25	69.97	73.66
Natural gas, excluding service or delivery charge, provincial rebate deducted where applicable, GJ	3.14	2.83	2.92	2.97	2.70	3.48
Electricity, farm use, (excluding service or delivery charge), 100 kwh	7.08	6.52	5.41	5.38	4.60	4.05
Oil, for diesel engines, 15W-40, (environmental tax included), 5 litre *	20.29	20.05	20.07	19.34	20.31	20.67

\* Specification changed as of January 2012    \*\* New input as of January 2012

Note: The prices reported are simple averages for the province and are based on a survey conducted in the first week of each month.

Source: Alberta Agriculture and Forestry, Economics and Competitiveness Branch, Statistics and Data Development Section

**Table 2 (Cont'd) - Average Monthly Farm Input Prices for Alberta (\$) - July to December - 2015**

FARM INPUT ITEMS	Jul 2015	Aug 2015	Sep 2015	Oct 2015	Nov 2015	Dec 2015
Construction Grade Lumber, 2x6, spruce, M	562.79	551.39	629.17	625.64	614.13	634.49
Rough Grade Lumber, 2x8, spruce, M	578.17	601.01	655.83	666.01	652.34	709.07
Sheathing, plywood, spruce, un-sanded, 9.6 mm, 4'x8' sheet	17.81	17.89	17.97	17.94	18.72	18.50
Fence Posts, standard grade, treated, 3-4" diameter, 7' length	5.43	5.28	5.57	5.64	5.60	5.71
Ready-Mix Concrete, 20 mpa strength, cubic metre	225.04	224.10	225.60	227.30	231.60	233.19
Nails, standard grade, 4" spiral, 50 lb box	77.81	77.10	77.05	78.84	77.40	80.46
Pipe, plastic, 1" diameter, 75 psi, 100' coil	57.92	58.33	60.04	60.09	61.31	61.48
Rods, steel reinforcing, 10 mm, 6 metre length	6.04	6.10	6.13	6.06	6.02	6.03
Barbed Wire, 12 gauge, double strand, 40 kg, 80 rod spool	65.09	67.86	68.56	69.27	69.06	69.23
Grain Bin, hopper bottom included, 4,000 bushel capacity, each *	15,914.64	15,869.94	15,541.12	14,875.53	14,708.84	14,869.68
Truck Tires, 1st line, blackwall, LT285-70R-17 Radial, enviro tax included, each	301.12	290.00	289.21	297.41	308.52	309.10
Storage Battery, 12 volt, 24 series, 525 cranking amp, each	102.27	99.97	100.57	101.07	100.55	101.52
V-Belt - Implement, 1/2" x 70", fibre, each	13.10	13.24	13.16	13.18	13.12	13.01
Antifreeze, ethylene glycol, anti-corrosion, 4 litre	14.99	14.92	15.22	15.46	14.64	14.65
Mechanical Repairs, for farm machinery, shop & labour, per hour	122.14	124.67	122.81	124.05	124.70	125.39
Baler Twine, plastic, for round baler, 28,000 ft, bale	32.66	31.78	32.77	32.37	32.31	32.19
General Farm Labour, full-time, without board, per month	3,294.79	3,320.00	3,335.79	3,390.56	3,407.22	3,415.56
Tractor, FWD, 105-130 hp, 6 cylinder diesel, 12-24 spd trans., new	127,033.94	128,886.58	131,375.53	136,517.39	135,279.07	137,051.02
Tractor, 4WD, 325-375 hp, 6-8 cylinder diesel, 12-18 spd trans., new	346,522.01	345,896.16	350,031.48	359,764.30	367,402.36	369,997.30
Combine, self propelled, diesel, 323-374 hp, twin, cross or axial rotary, new *	390,609.37	380,859.73	410,459.94	425,807.53	425,706.64	442,765.82
Air Drill, 40-42', with packer wheels, 325 bu, 3 compartment tank, no variable rate, new *	262,930.61	263,679.16	250,540.89	254,654.16	254,767.84	257,329.83
Sprayer, pull-type, 800-900 gallon tank, 90-100' boom, new	70,547.07	68,589.43	66,775.27	67,448.04	68,119.26	68,299.92
Round Baler, pull-type, P.T.O. driven, 5'x6' hard core bale, new	57,322.64	57,199.55	52,093.27	54,208.66	55,951.78	56,652.55
Double Disc, heavy duty tandem, 19-21', 22" blades, new	52,299.92	52,943.61	54,024.05	54,938.59	53,830.38	56,287.41
3/4 Ton Truck, V-8, 5.4L or 5.9L engine, 4X4, 4 speed automatic transmission, new	43,042.89	44,092.82	44,851.65	45,915.00	45,836.10	45,277.43
Calf-starter Ration, pellets, 13-20%, bagged, 25 kg *	15.27	15.31	15.14	15.20	15.30	15.40
Dairy Supplement, pellets, 32%, bagged, 25 kg *	18.26	18.59	19.01	19.15	19.19	19.40
Feedlot Supplement, pellets, 32%, (excluding Ionophore), bagged, 25 kg *	16.18	16.30	16.07	16.12	15.79	15.92
Hog Grower Ration, pellets, 15-17%, bagged, 25 kg *	16.08	15.42	15.45	15.27	15.40	15.44
Swine Supplement, pellets, 35-40%, bagged, 25 kg *	19.64	19.97	19.93	19.98	20.27	20.96
Broiler Grower Complete Feed, 18-20%, bagged, 25 kg *	17.76	17.02	16.33	16.23	16.33	16.47
Cattle Mineral, salt-free, 18% Phosphorus & 18% Calcium, 20 kg *	30.43	30.28	30.49	30.71	30.92	31.83
Feed Barley, No. 1, non-board, farm gate, bushel	4.17	3.95	3.89	4.03	4.14	4.10
Feed Wheat, No. 1, non-board, farm gate, bushel	5.09	4.89	5.13	5.10	5.09	5.09
Feed Oats, good quality, non-board, farm gate, bushel **	2.79	2.75	2.62	2.68	2.75	2.73
Hay, good quality, over 50% Alfalfa, farm gate, ton	169.78	173.68	135.53	119.38	124.44	119.11
Fertilizer, 46-0-0, Urea, bulk, tonne	612.95	570.75	553.00	554.00	551.23	547.05
Fertilizer, 11-51-0, bulk, tonne	823.28	794.50	806.00	801.00	807.41	800.73
Fertilizer, 82-0-0, Anhydrous Ammonia, full service with applicator, bulk, tonne	1,041.25	1,013.46	998.92	942.62	943.71	943.07
Refine SG, granular, 486 gram *	276.55	277.55	278.55	277.97	277.63	278.97
Assert 300 SC, liquid, 10.8 litre	234.27	233.09	233.52	233.55	232.01	232.21
Roundup WeatherMAX, liquid, 10 litre	73.84	76.09	74.77	75.45	75.46	75.47
Penicillin, Procaine Penicillin G, injectable, short-acting, 300 mg/ml, 250 ml	23.24	21.81	19.99	19.72	19.62	19.87
Vitamin AD with E, injectable, IU/cc: A:500,000 D:75,000 E:50, 250 ml	27.32	27.18	27.15	27.31	28.27	28.36
Seed, Wheat, Certified No. 1, bulk, 100 kg	50.41	50.58	50.48	50.08	50.77	48.90
Seed, Barley, Certified No. 1, bulk, 100 kg	39.36	38.67	39.54	39.30	39.54	39.51
Seed, Roundup Ready Herbicide Tolerant Canola, Certified No. 1, treated, not including TUA, bagged, 22.7 kg **	456.43	454.78	456.54	460.93	471.68	469.57
Seed, Liberty Link Herbicide Tolerant Canola, Certified No. 1, treated, not including TUA, bagged, 22.7 kg **	585.23	596.76	597.11	596.94	599.16	596.63
Purple Gasoline, regular unleaded, marked farm fuel, 100 litres	97.11	92.14	89.03	92.23	84.60	77.98
Diesel Fuel, marked farm fuel, (provincial allowance deducted), 100 litres	91.96	83.90	82.01	83.36	82.80	77.83
Propane, liquefied, bulk, 100 litres	78.02	69.80	62.05	62.53	59.53	59.20
Natural gas, excluding service or delivery charge, provincial rebate deducted where applicable, GJ	2.40	2.97	3.18	2.97	2.87	2.37
Electricity, farm use, (excluding service or delivery charge), 100 kwh	7.40	6.72	5.46	5.50	5.25	5.26
Oil, for diesel engines, 15W-40, (environmental tax included), 5 litre *	20.59	19.73	20.75	20.66	20.99	20.69

\* Specification changed as of January 2012      \*\* New input as of January 2012

Note: The prices reported are simple averages for the province and are based on a survey conducted in the first week of each month.

Source: Alberta Agriculture and Forestry, Economics and Competitiveness Branch, Statistics and Data Development Section

**Table 3 - Average Annual Farm Input Prices for Alberta (\$) - 2014 and 2015**

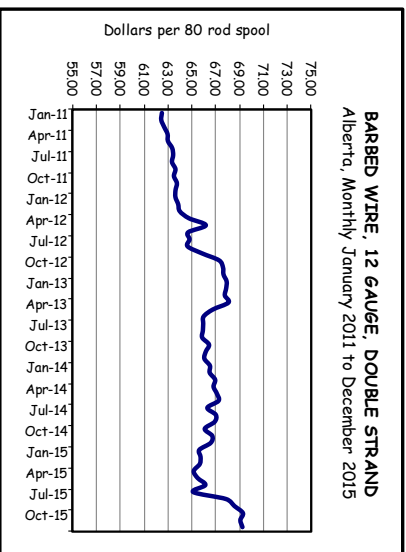
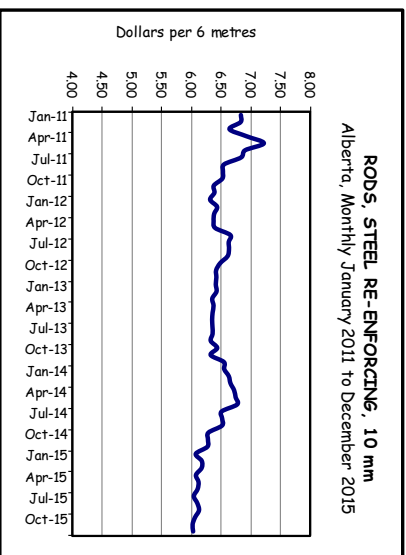
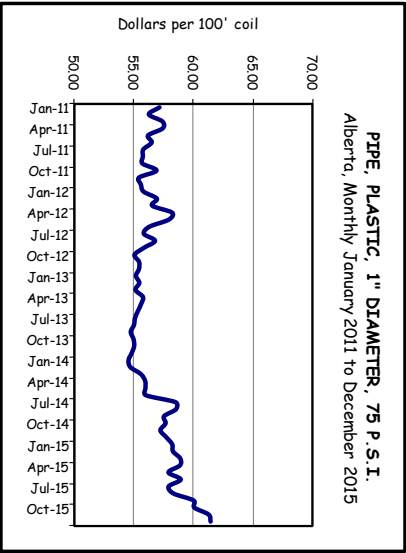
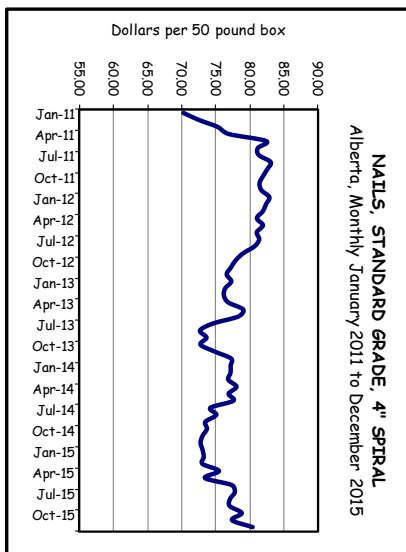
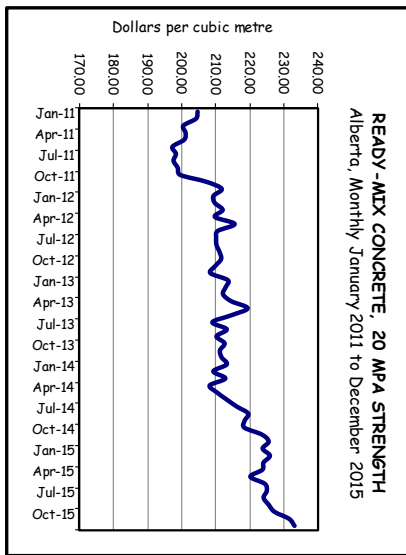
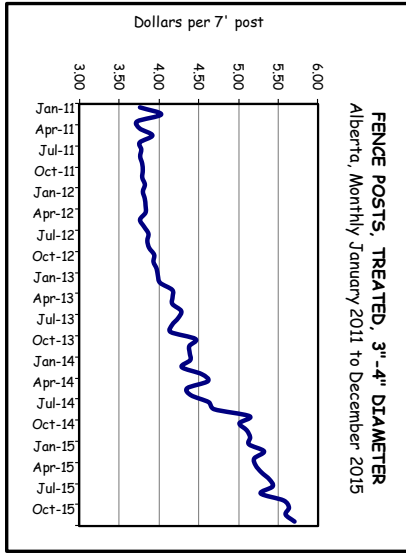
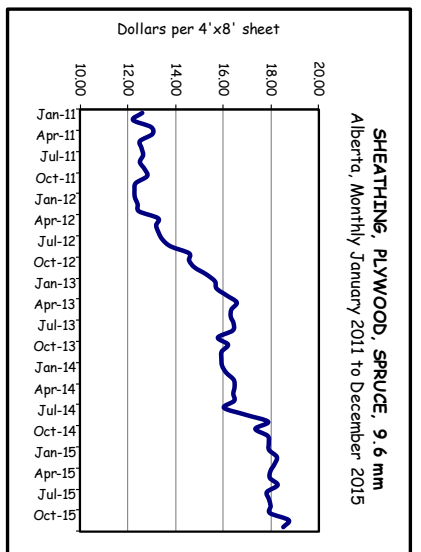
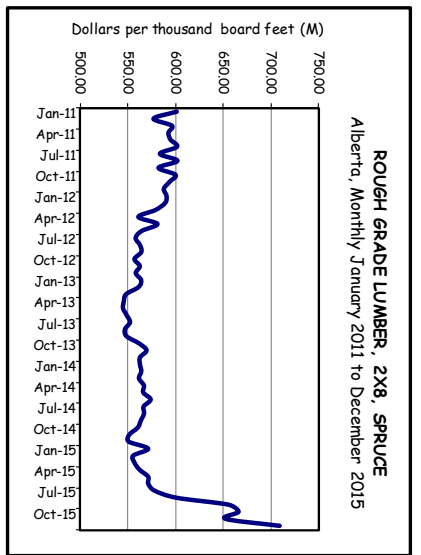
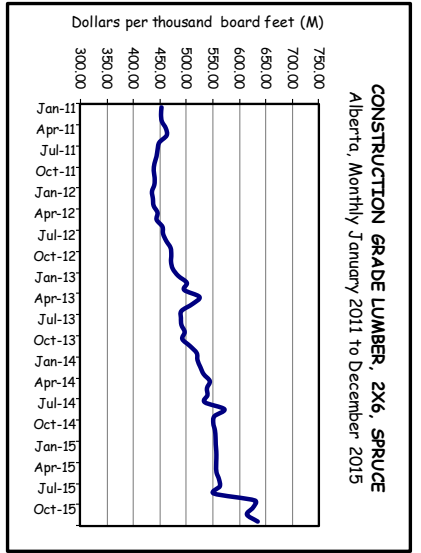
FARM INPUT ITEMS	2014	2015	2015/2014
			Per Cent Change
Construction Grade Lumber, 2x6, spruce, M	543.24	579.96	6.8
Rough Grade Lumber, 2x8, spruce, M	562.93	604.25	7.3
Sheathing, plywood, spruce, un-sanded, 9.6 mm, 4'x8' sheet	16.80	18.10	7.8
Fence Posts, standard grade, treated, 3-4" diameter, 7' length	4.69	5.40	15.1
Ready-Mix Concrete, 20 mpa strength, cubic metre	215.76	225.75	4.6
Nails, standard grade, 4" spiral, 50 lb box	75.49	76.17	0.9
Pipe, plastic, 1" diameter, 75 psi, 100' coil	56.65	59.19	4.5
Rods, steel reinforcing, 10 mm, 6 metre length	6.54	6.09	-6.8
Barbed Wire, 12 gauge, double strand, 40 kg, 80 rod spool	66.71	66.89	0.3
Grain Bin, hopper bottom included, 4,000 bushel capacity, each *	14,856.09	15,486.26	4.2
Truck Tires, 1st line, blackwall, LT285-70R-17 Radial, environmental tax included, each	291.63	295.06	1.2
Storage Battery, 12 volt, 24 series, 525 cranking amp, each	98.22	101.58	3.4
V-Belt - Implement, 1/2" x 70", fibre, each	13.03	13.29	2.0
Antifreeze, ethylene glycol, anti-corrosion, 4 litre	14.90	14.91	0.0
Mechanical Repairs, for farm machinery, shop & labour, per hour	115.07	121.07	5.2
Baler Twine, plastic, for round baler, 28,000 ft, bale	31.59	32.24	2.1
General Farm Labour, full-time, without board, per month	3,151.42	3,314.58	5.2
Tractor, FWD, 105-130 hp, 6 cylinder diesel, 12-24 spd trans., new	115,563.07	128,118.01	10.9
Tractor, 4WD, 325-375 hp, 6-8 cylinder diesel, 12-18 spd trans., new	292,790.11	344,145.34	17.5
Combine, self propelled, diesel, 323-374 hp, twin, cross or axial rotary, new *	368,057.98	397,229.57	7.9
Air Drill, 40-42', with packer wheels, 325 bushel, 3 compartment tank, no variable rate, new *	226,517.00	256,593.13	13.3
Sprayer, pull-type, 800-900 gallon tank, 90-100' boom, new	61,763.28	67,596.12	9.4
Round Baler, pull-type, P.T.O. driven, 5'x6' hard core bale, new	48,698.10	53,362.56	9.6
Double Disc, heavy duty tandem, 19-21', 22" blades, new	46,570.69	52,027.47	11.7
3/4 Ton Truck, V-8, 5.4L or 5.9L engine, 4X4, 4 speed automatic transmission, new	40,646.11	43,442.75	6.9
Calf-starter Ration, pellets, 13-20%, bagged, 25 kg *	14.35	14.90	3.9
Dairy Supplement, pellets, 32%, bagged, 25 kg *	19.81	18.88	-4.7
Feedlot Supplement, pellets, 32%, (excluding Ionophore), bagged, 25 kg *	14.34	16.11	12.3
Hog Grower Ration, pellets, 15-17%, bagged, 25 kg *	13.60	15.61	14.8
Swine Supplement, pellets, 35-40%, bagged, 25 kg *	20.84	20.18	-3.2
Broiler Grower Complete Feed, 18-20%, bagged, 25 kg *	14.38	17.07	18.7
Cattle Mineral, salt-free, 18% Phosphorus & 18% Calcium, 20 kg *	28.19	30.13	6.9
Feed Barley, No. 1, non-board, farm gate, bushel	3.38	3.93	16.3
Feed Wheat, No. 1, non-board, farm gate, bushel	4.36	4.89	12.0
Feed Oats, good quality, non-board, farm gate, bushel **	2.48	2.64	6.6
Hay, good quality, over 50% Alfalfa, farm gate, ton	85.56	117.16	36.9
Fertilizer, 46-0-0, Urea, bulk, tonne	644.64	602.11	-6.6
Fertilizer, 11-51-0, bulk, tonne	760.83	815.33	7.2
Fertilizer, 82-0-0, Anhydrous Ammonia, full service with applicator, bulk, tonne	1,042.94	1,008.21	-3.3
Refine SG, granular, 486 gram *	274.84	277.21	0.9
Assert 300 SC, liquid, 10.8 litre	227.40	232.30	2.2
Roundup WeatherMAX, liquid, 10 litre	71.16	74.44	4.6
Penicillin, Procaine Penicillin G, injectable, short-acting, 300 mg/ml, 250 ml	17.95	20.94	16.7
Vitamin AD with E, injectable, IU/cc: A:500,000 D:75,000 E:50, 250 ml	27.25	27.26	0.1
Seed, Wheat, Certified No. 1, bulk, 100 kg	49.66	50.11	0.9
Seed, Barley, Certified No. 1, bulk, 100 kg	40.35	39.36	-2.4
Seed, Roundup Ready Herbicide Tolerant Canola, Certified No. 1, treated, not including TUA, bagged, 22.7 kg **	469.16	462.75	-1.4
Seed, Liberty Link Herbicide Tolerant Canola, Certified No. 1, treated, not including TUA, bagged, 22.7 kg **	589.92	593.99	0.7
Purple Gasoline, regular unleaded, marked farm fuel, 100 litres	102.70	86.26	-16.0
Diesel Fuel, marked farm fuel, (provincial allowance deducted), 100 litres	110.82	86.47	-22.0
Propane, liquefied, bulk, 100 litres	66.60	67.18	0.9
Natural Gas, (excluding service or delivery charge), GJ	4.59	2.90	-36.9
Electricity, farm use, (excluding service or delivery charge), 100 kwh	7.59	5.72	-24.6
Oil, for diesel engines, 15W-40, (environmental tax included), 5 litre *	20.48	20.34	-0.6

(r) - Revised      \* Specification changed as of January 2012      \*\* New input as of January 2012

Note: The prices reported are simple averages for the province and are based on a survey conducted in the first week of each month.

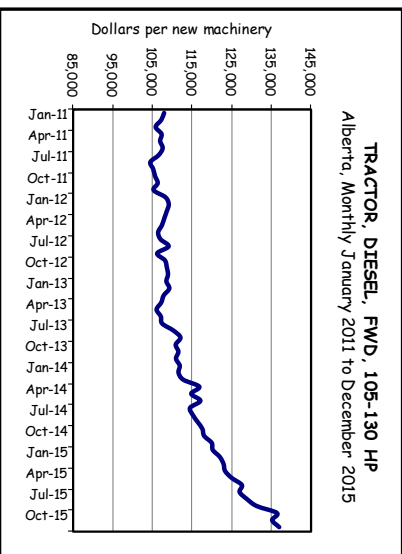
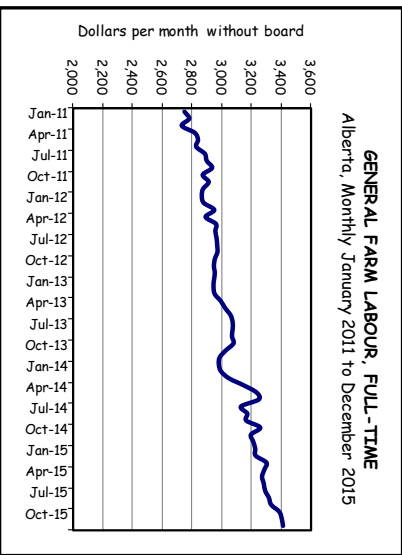
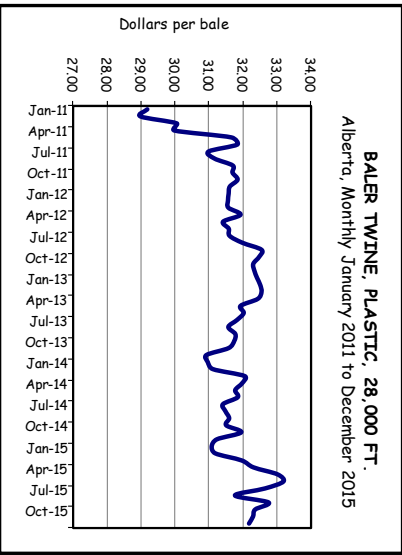
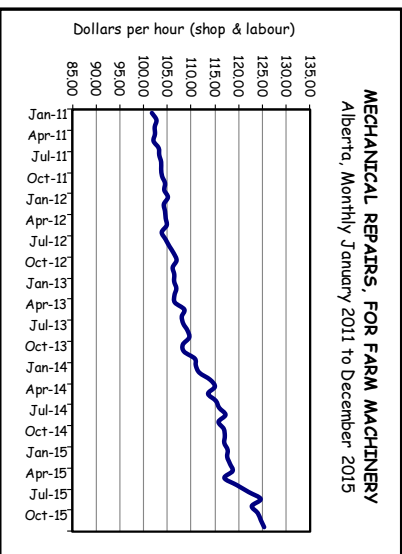
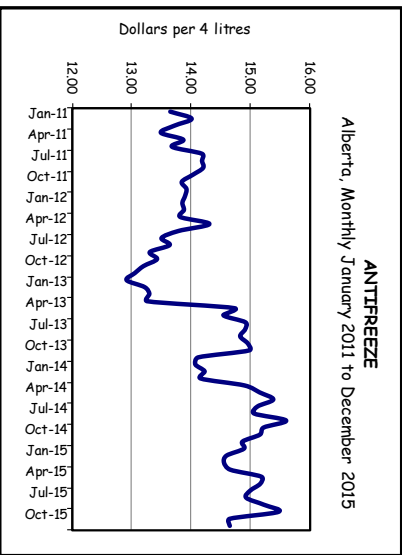
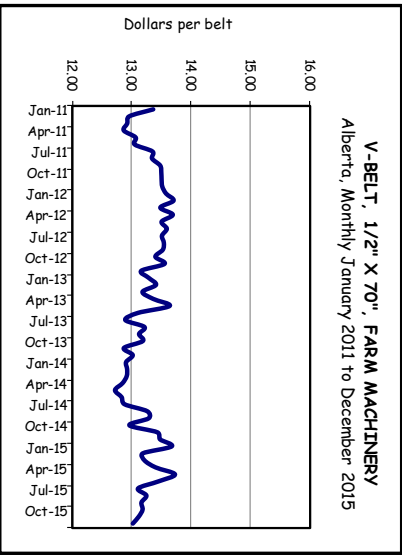
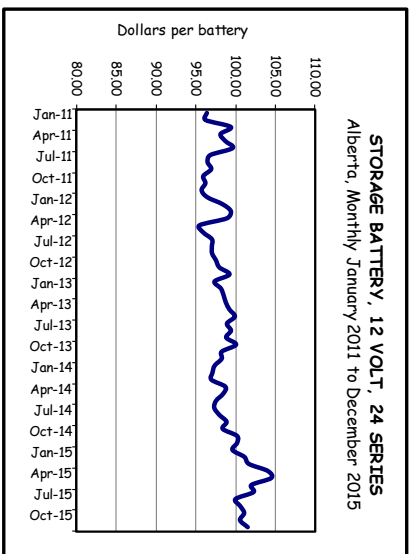
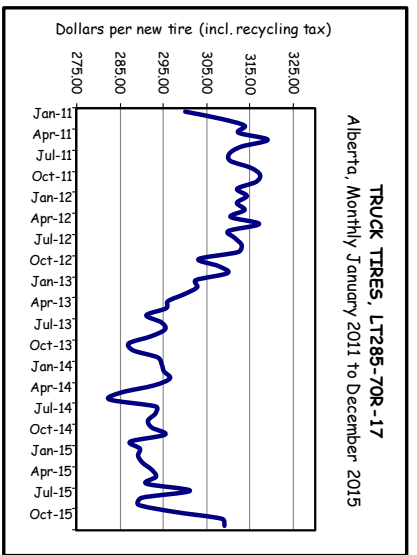
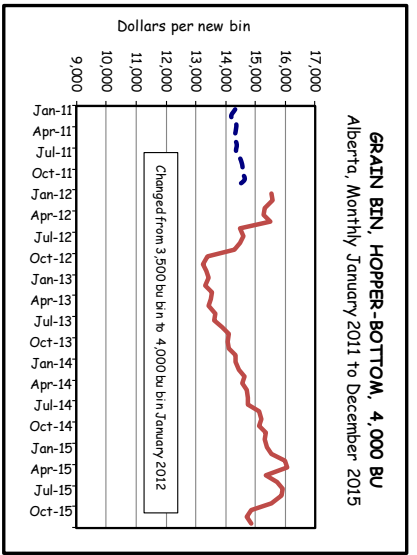
Source: Alberta Agriculture and Forestry, Economics and Competitiveness Branch, Statistics and Data Development Section

## Average Monthly Farm Input Prices for Alberta - 2011 - 2015

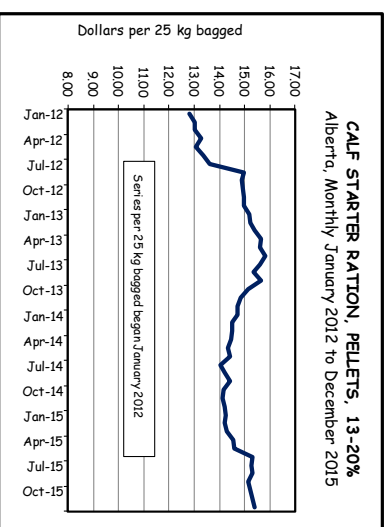
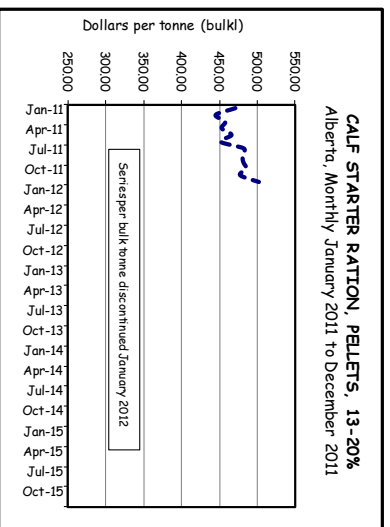
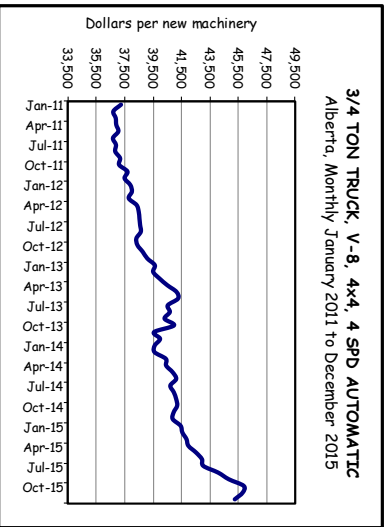
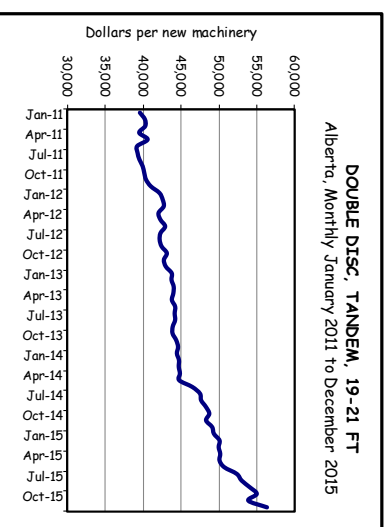
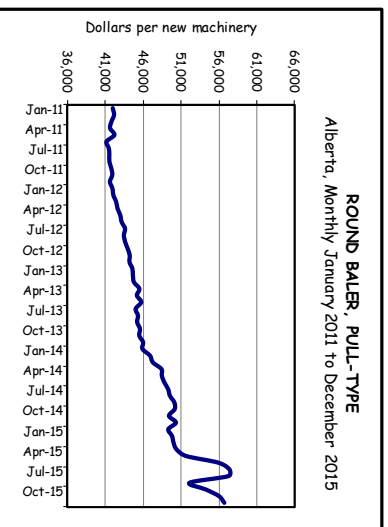
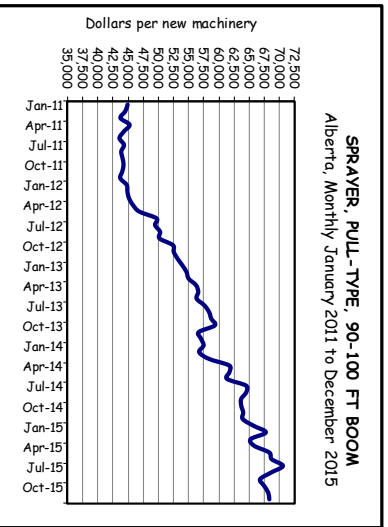
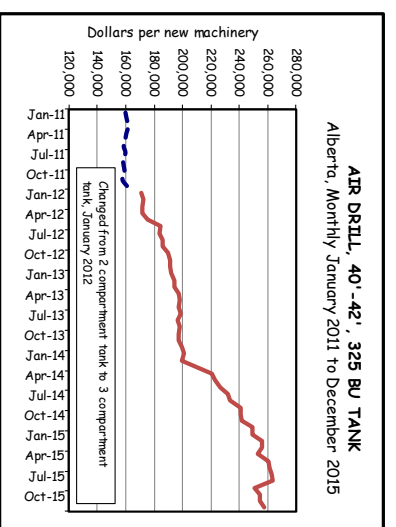
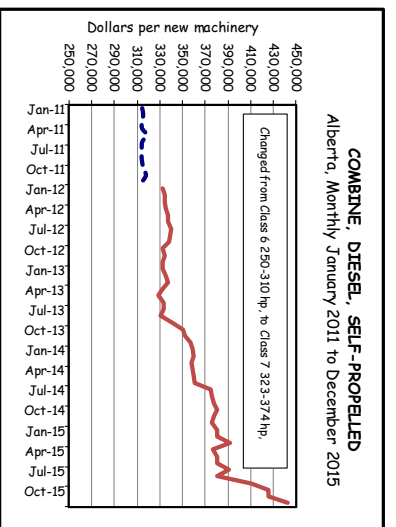
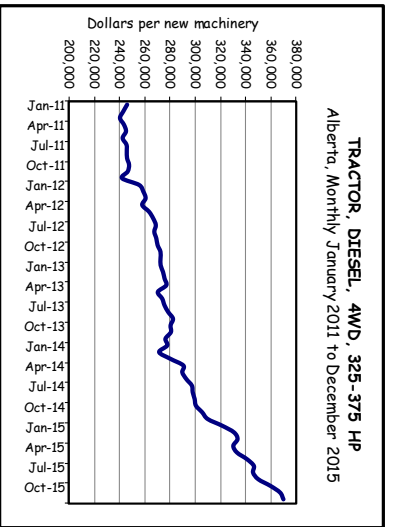




# Average Monthly Farm Input Prices for Alberta - 2011 - 2015

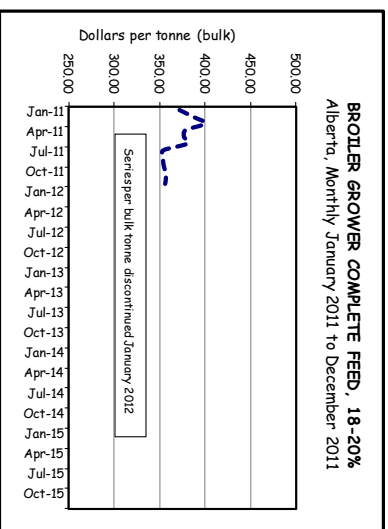
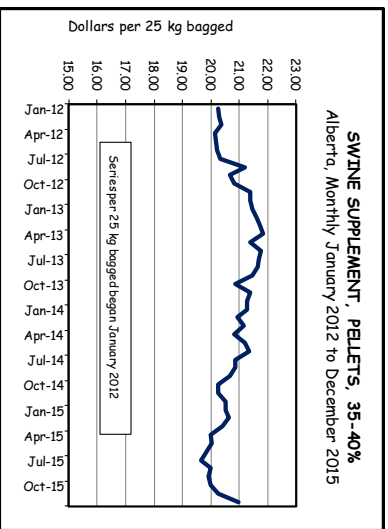
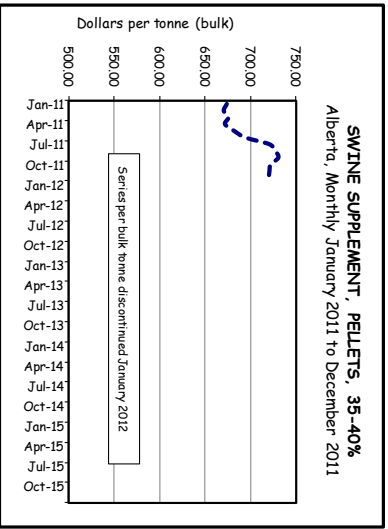
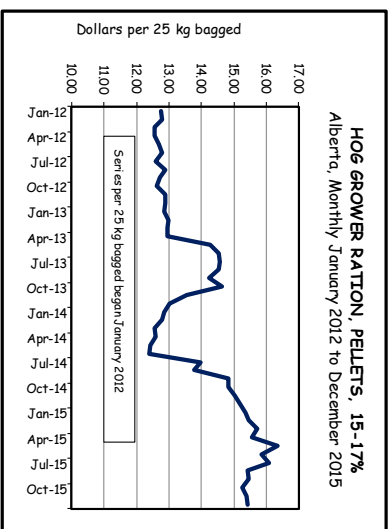
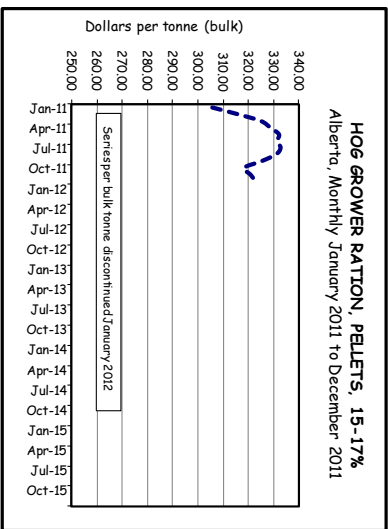
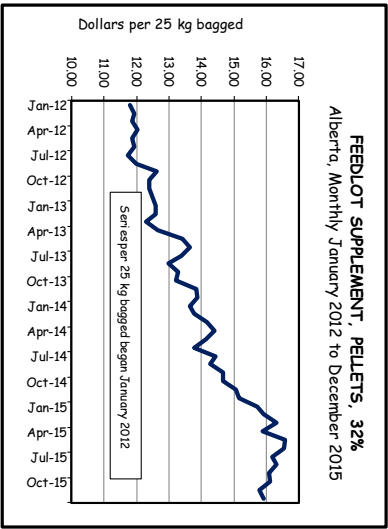
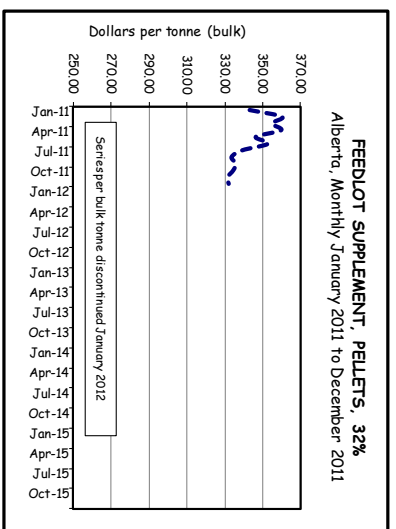
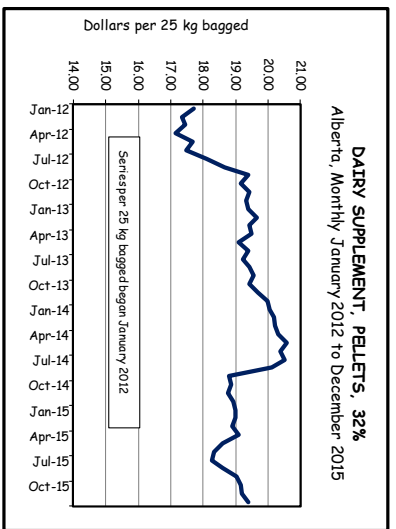
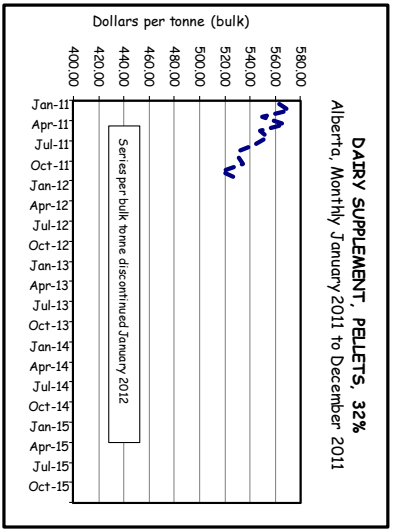


# Average Monthly Farm Input Prices for Alberta - 2011 - 2015



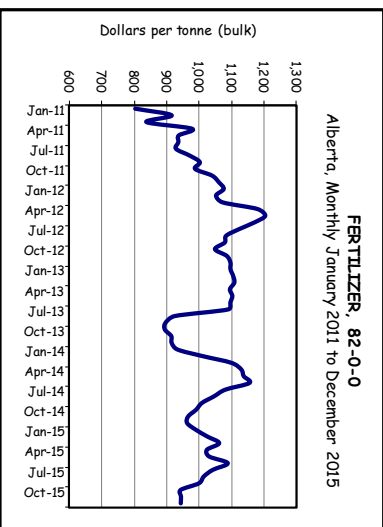
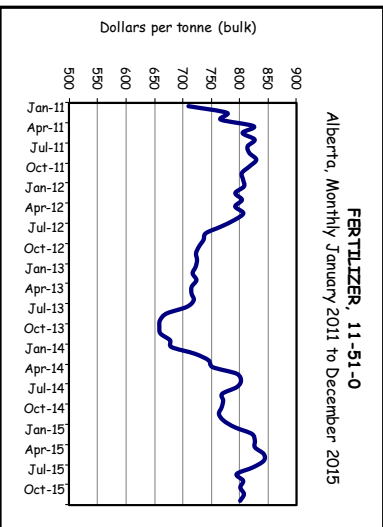
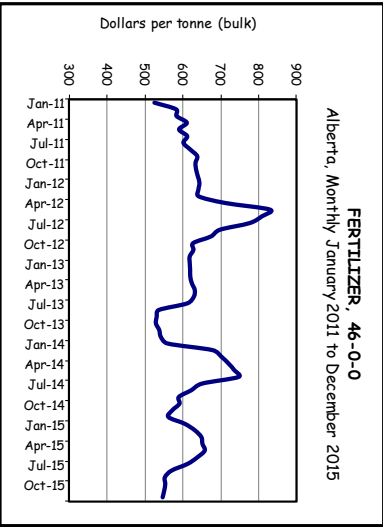
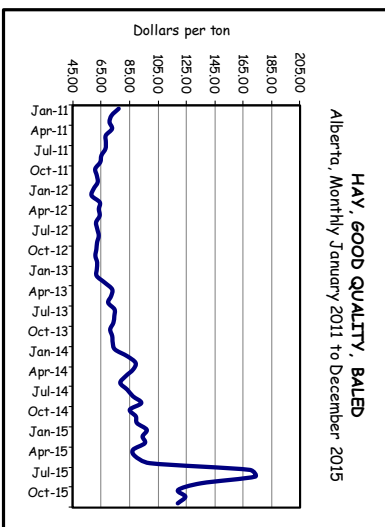
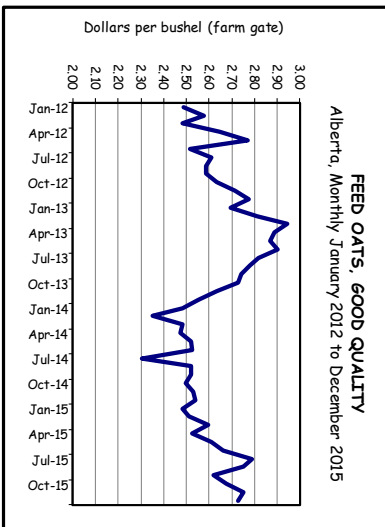
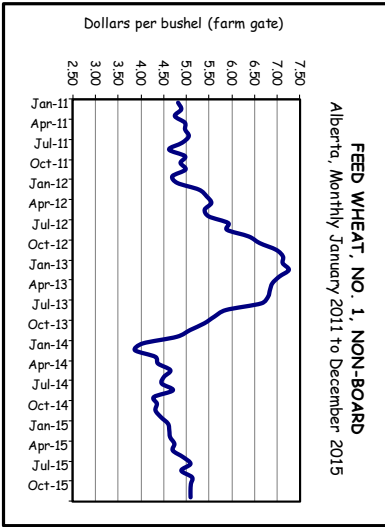
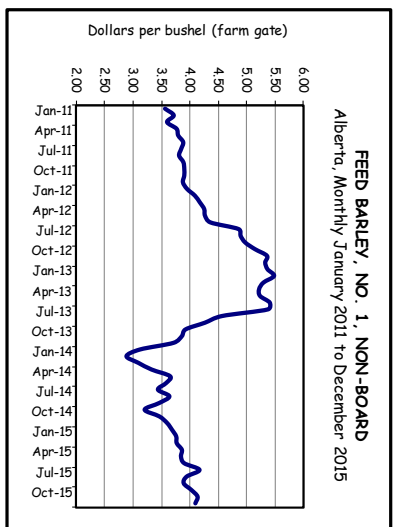
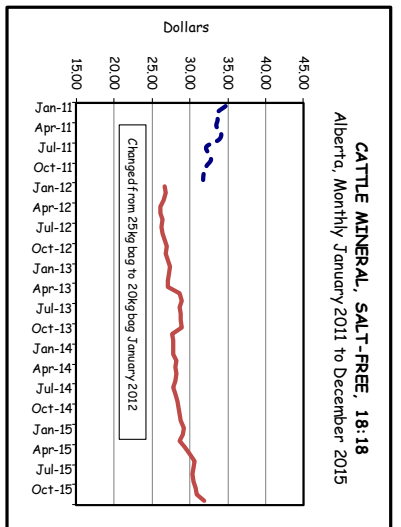
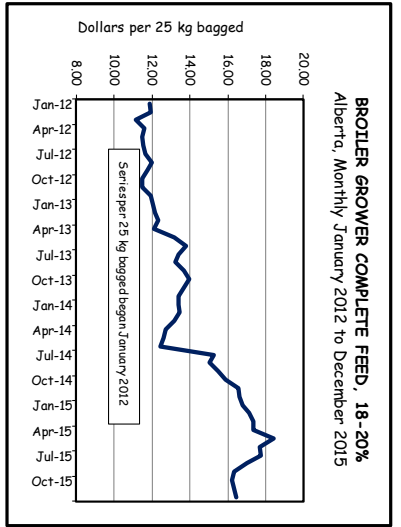
Source: Alberta Agriculture and Forestry, Economics and Competitiveness Branch, Statistics and Data Development Section

# Average Monthly Farm Input Prices for Alberta - 2011 - 2015



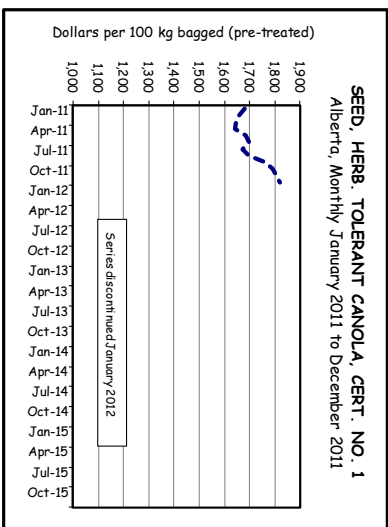
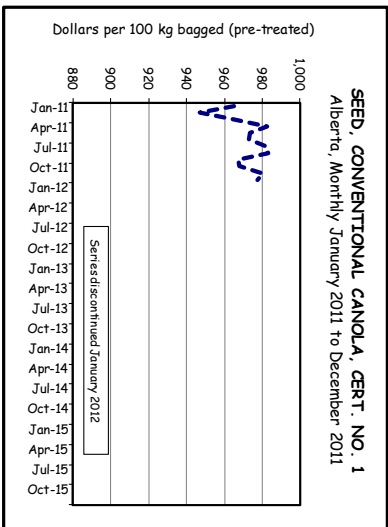
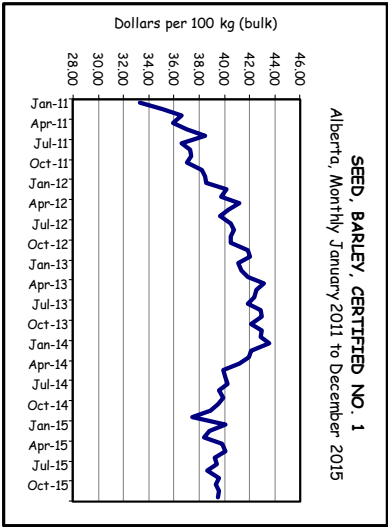
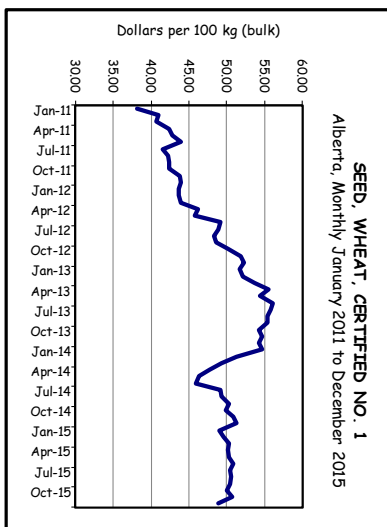
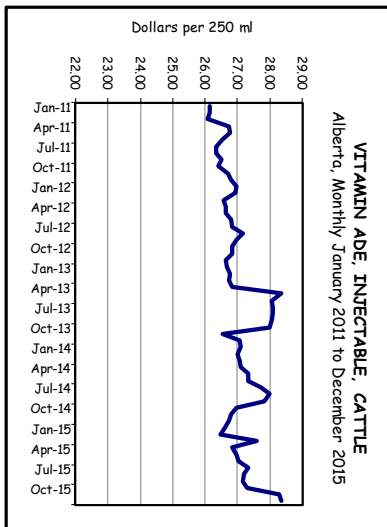
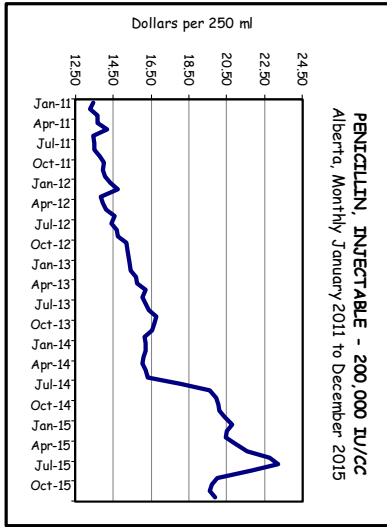
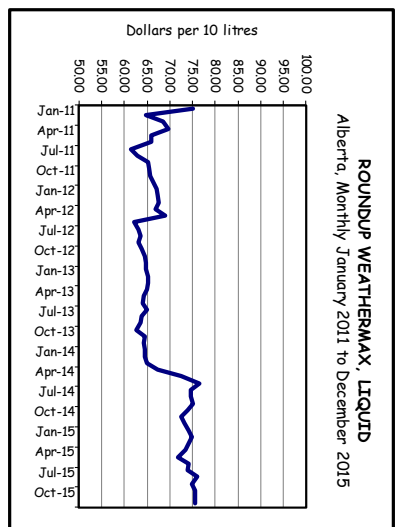
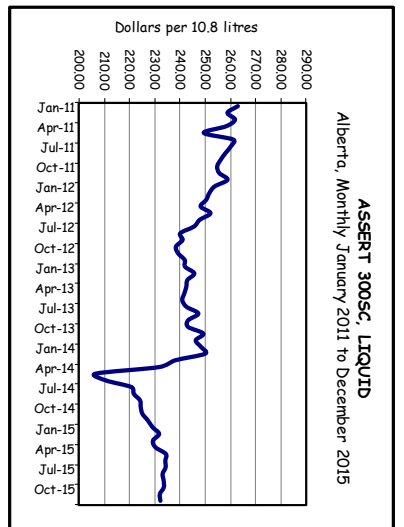
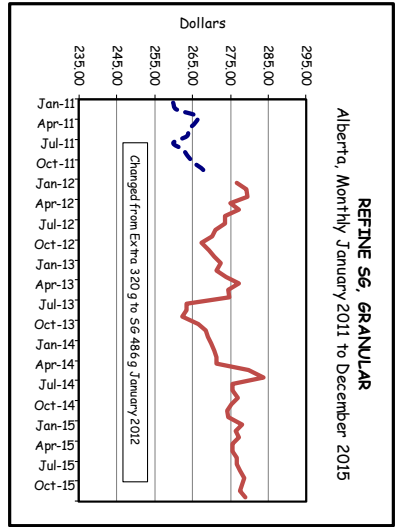
Source: Alberta Agriculture and Forestry, Economics and Competitiveness Branch, Statistics and Data Development Section

# Average Monthly Farm Input Prices for Alberta - 2011 - 2015



Source: Alberta Agriculture and Forestry, Economics and Competitiveness Branch, Statistics and Data Development Section

# Average Monthly Farm Input Prices for Alberta - 2011 - 2015



Source: Alberta Agriculture and Forestry, Economics and Competitiveness Branch, Statistics and Data Development Section

**Average Monthly Farm Input Prices for Alberta - 2011 - 2015**

