

Alberta Farm Input Prices



2017–18 Overview

Alberta Agriculture and Forestry, Government of Alberta
Alberta Farm Input Prices - Overview of 2017 and 2018

Roy Larsen
Senior Statistician
Statistics and Data Development Section
Alberta Agriculture and Forestry
#300, 7000-113 Street, Edmonton, AB, T6H 5T6
780-644-1308

The contents of this document may not be used or reproduced without properly accrediting Agriculture and Forestry, Economics and Competitiveness Branch, Statistics and Data Development Section.

Table of Contents

Table of Contents	1
Introduction and Methodology	2

Tables

Table 1 - Average Monthly Farm Input Prices for Alberta, January to December 2017	3
Table 2 - Average Monthly Farm Input Prices for Alberta, January to December 2018	5
Table 3 - Average Annual Farm Input Prices for Alberta, 2017 and 2018	7

Graphs

Average Monthly Farm Input Prices for Alberta – January 2014 to December 2018 for:

Construction Grade Lumber - 2x6, Rough Grade Lumber - 2x8, Sheathing, Fence Posts, Ready-Mix Concrete, Nails, Pipe, Rods, Barbed Wire.....	8
Grain Bin, Truck Tires, Storage Battery, V-Belt, Antifreeze, Mechanical Repairs, Baler Twine, General Farm Labour, Tractor 105-130 hp	9
Tractor 325-375 hp, Combine, Air Drill, Sprayer, Round Baler, Double Disc, 3/4 Ton Truck, Calf Starter Ration, Dairy Supplement.....	10
Feedlot Supplement, Hog Grower Ration, Swine Supplement, Broiler Grower Complete Feed, Cattle Mineral, Feed Barley, Feed Wheat, Feed Oats, Good Quality Hay.....	11
Fertilizer 46-0-0, Fertilizer 11-51-0, Fertilizer 82-0-0, Refine Granular, Assert 300 SC, Roundup WeatherMax, Penicillin, Vitamin A, D and E, Wheat Seed.....	12
Barley Seed, Roundup Ready Canola Seed, Liberty Link Canola Seed, Purple Gasoline, Diesel Fuel, Propane, Natural Gas, Electricity, Oil for Diesel Engines	13

Introduction and Methodology

Since 1976, Alberta Agriculture and Forestry, Economics and Competitiveness Branch, Statistics and Data Development Section has been conducting a monthly survey of prices for selected Alberta farm inputs. The prices are collected by the Alberta Federation of Agriculture in partnership with the Statistics and Data Development Section.

In 2001, a comprehensive review of the survey was undertaken, to ensure that the inputs monitored were relevant and consistent with Alberta's current farming practices and that there was adequate coverage across the province. Effective July 2001, the number of farm inputs priced monthly was increased from 45 to 53, and the number of centers monitored across Alberta expanded from 18 to 25. The revised list of farm inputs included a number of new inputs, while some of the old inputs were either dropped or modified. Further reviews were completed in June 2006, July 2007, January 2012 and March 2017 to ensure continued relevance of the data. As such, some farm inputs in 2017 and 2018 are not comparable on a "year-over-year" basis with previous years.

Just to caution, the monthly average prices in this report are intended to serve as a guide only. Actual prices at specific locations may differ from the provincial averages provided in this report.

As of April 1, 2018, this project was sponsored by the Canadian Agricultural Partnership, a federal-provincial-territorial agreement. Prior to that, it was sponsored by Growing Forward 2, a federal-provincial-territorial agreement.

To access this report, and monthly Alberta farm input prices data, please visit the Alberta Agriculture and Forestry website at:

<https://www.alberta.ca/alberta-farm-input-prices.aspx>

The Department gratefully acknowledges the contribution of the individuals collecting farm input prices in Alberta for the Alberta Federation of Agriculture, in partnership with Alberta Agriculture and Forestry, Economics and Competitiveness Branch, Statistics and Data Development Section.

Table 1 - Average Monthly Farm Input Prices for Alberta (\$) - January to June - 2017

FARM INPUT ITEMS	Jan 2017	Feb 2017	Mar 2017	Apr 2017	May 2017	Jun 2017
Construction Grade Lumber, 2x6, spruce, M	687.84	690.72	708.25	734.87	747.08	744.23
Rough Grade Lumber, 2x8, spruce, M	991.92	994.66	982.91	992.09	984.14	987.01
Sheathing, plywood, spruce, un-sanded, 9.6 mm, 4'x8' sheet	17.70	17.66	17.58	17.57	17.56	17.74
Fence Posts, standard grade, treated, 3-4" diameter, 7' length	6.72	6.93	6.95	7.35	7.13	7.40
Ready-Mix Concrete, 20 mpa strength, cubic metre	237.07	235.92	240.42	233.91	238.37	237.11
Nails, standard grade, 4" spiral, 50 lb box	82.84	80.37	82.22	81.60	81.75	83.54
Pipe, plastic, 1" diameter, 75 psi, 100' coil	62.53	62.60	62.40	62.64	63.27	63.47
Rods, steel reinforcing, 10 mm, 6 metre length	6.74	6.77	6.80	7.12	7.21	7.51
Barbed Wire, 12 gauge, double strand, 40 kg, 80 rod spool	68.05	69.60	69.32	69.92	70.03	70.51
Grain Bin, hopper bottom included, 4,000 bushel capacity, each *	15,124.14	16,069.04	16,246.27	16,506.11	16,414.62	16,610.04
Truck Tires, 1st line, blackwall, LT285-70R-17 Radial, enviro tax included, each	294.76	300.88	300.53	301.95	304.34	307.29
Storage Battery, 12 volt, 24 series, 525 cranking amp, each	107.01	107.83	108.85	111.43	110.15	111.88
V-Belt - Implement, 1/2" x 70", fibre, each	15.67	15.98	15.92	15.67	15.69	15.87
Antifreeze, ethylene glycol, anti-corrosion, 4 litre	15.12	15.67	15.61	15.09	15.20	15.22
Mechanical Repairs, for farm machinery, shop & labour, per hour	129.02	129.35	129.73	129.20	129.40	130.98
Baler Twine, plastic, for round baler, 28,000 ft, bale	31.71	31.96	32.62	32.97	33.21	33.46
General Farm Labour, full-time, without board, per month	3,408.33	3,413.28	3,422.22	3,391.18	3,424.44	3,400.00
Tractor, FWD, 105-130 hp, 6 cylinder diesel, 12-24 spd trans., new	140,356.66	141,986.26	143,525.67	143,187.73	145,193.39	148,297.50
Tractor, 4WD, 325-375 hp, 6-8 cylinder diesel, 12-18 spd trans., new	397,367.69	393,338.42	392,001.82	389,406.56	388,214.86	391,773.64
Combine, self propelled, diesel, 323-374 hp, twin, cross or axial rotary, new *	495,786.48	495,507.55	490,929.17	491,310.00	494,277.95	496,961.88
Air Drill, 40-42', with packer wheels, 325 bu, 3 compartment tank, no variable rate, new *	313,659.11	312,135.85	312,308.78	314,332.91	306,902.23	311,456.93
Sprayer, pull-type, 800-900 gallon tank, 90-100' boom, new	70,091.53	68,432.12	66,444.17	67,088.75	66,765.88	66,804.53
Round Baler, pull-type, P.T.O. driven, 5'x6' hard core bale, new	59,045.76	58,529.42	58,239.48	58,596.11	57,968.15	58,123.71
Double Disc, heavy duty tandem, 19-21", 22" blades, new	62,838.30	60,474.21	60,999.66	60,308.22	60,117.18	60,073.16
3/4 Ton Truck, V-8, 5.4L or 5.9L engine, 4X4, 4 speed automatic transmission, new	47,025.91	48,103.18	48,882.73	48,886.66	49,181.82	49,132.73
Calf-starter Ration, pellets, 13-20%, bagged, 25 kg *	15.33	16.06	16.31	16.45	16.62	16.87
Dairy Supplement, pellets, 32%, bagged, 25 kg *	19.95	20.17	20.37	20.59	20.62	20.70
Feedlot Supplement, pellets, 32%, (excluding Ionophore), bagged, 25 kg *	16.38	16.60	16.78	16.98	17.60	17.64
Hog Grower Ration, pellets, 15-17%, bagged, 25 kg *	15.77	15.92	15.85	15.95	15.89	15.94
Swine Supplement, pellets, 35-40%, bagged, 25 kg *	21.81	21.73	21.91	21.96	21.90	21.93
Broiler Grower Complete Feed, 18-20%, bagged, 25 kg *	16.62	17.07	17.19	17.50	17.89	18.05
Cattle Mineral, salt-free, 18% Phosphorus & 18% Calcium, 20 kg *	33.79	30.78	30.82	30.95	30.57	30.56
Feed Barley, No. 1, non-board, farm gate, bushel	3.20	3.21	3.19	3.01	3.08	3.14
Feed Wheat, No. 1, non-board, farm gate, bushel	4.47	4.51	4.47	4.46	4.61	4.62
Feed Oats, good quality, non-board, farm gate, bushel **	2.60	2.66	2.53	2.45	2.39	2.42
Hay, good quality, over 50% Alfalfa, farm gate, ton	112.00	109.33	106.89	108.71	114.74	115.26
Fertilizer, 46-0-0, Urea, bulk, tonne	487.83	500.05	495.96	500.86	538.09	534.95
Fertilizer, 11-51-0, bulk, tonne	672.21	674.09	674.09	676.57	704.26	711.59
Fertilizer, 82-0-0, Anhydrous Ammonia, full service with applicator, bulk, tonne	902.88	903.81	912.56	918.53	931.44	926.63
Refine SG, granular, 486 gram *	289.07	281.88	282.67	283.92	282.87	283.71
Assert 300 SC, liquid, 10.8 litre	236.68	236.73	235.32	237.71	238.51	238.99
Roundup WeatherMAX, liquid, 10 litre	71.65	73.47	72.81	72.45	75.20	72.19
Penicillin, Procaine Penicillin G, injectable, short-acting, 300 mg/ml, 250 ml	19.07	18.81	18.95	18.93	18.76	18.56
Vitamin A, D and E, injectable, IU/cc: A:500,000 D:75,000 E:50, 250 ml	31.23	31.55	32.09	31.34	32.13	32.37
Seed, Wheat, Certified No. 1, bulk, 100 kg	52.01	51.68	51.84	51.28	52.25	52.60
Seed, Barley, Certified No. 1, bulk, 100 kg	40.50	41.05	39.79	39.78	39.20	39.87
Seed, Roundup Ready Herbicide Tolerant Canola, Certified No. 1, treated, not including TUA, bagged, 22.7 kg **	469.12	470.92	466.97	468.14	469.22	477.21
Seed, Liberty Link Herbicide Tolerant Canola, Certified No. 1, treated, not including TUA, bagged, 22.7 kg **	615.65	614.73	615.23	616.32	617.86	615.59
Purple Gasoline, regular unleaded, marked farm fuel, 100 litres	90.59	87.52	85.80	93.21	87.89	89.59
Diesel Fuel, marked farm fuel, (provincial allowance deducted), 100 litres	91.08	91.28	89.29	91.07	85.13	84.56
Propane, liquefied, bulk, 100 litres	64.31	64.75	63.81	63.10	62.98	62.28
Natural gas, excluding service or delivery charge, provincial rebate deducted where applicable, GJ	3.69	2.91	2.20	2.63	2.32	1.84
Electricity, farm use, (excluding service or delivery charge), 100 kwh	4.24	4.00	3.54	3.17	3.16	3.15
Oil, for diesel engines, 15W-40, (environmental tax included), 5 litre *	21.47	21.77	21.57	20.97	20.74	21.57

* Specification changed as of January 2012 ** New input as of January 2012

Note: The prices reported are simple averages for the province and are based on a survey conducted in the first week of each month.

Source: Alberta Agriculture and Forestry, Economics and Competitiveness Branch, Statistics and Data Development Section

Table 1 (Cont'd) - Average Monthly Farm Input Prices for Alberta (\$) - July to December - 2017

FARM INPUT ITEMS	Jul 2017	Aug 2017	Sep 2017	Oct 2017	Nov 2017	Dec 2017
Construction Grade Lumber, 2x6, spruce, M	775.25	792.78	816.08	812.50	837.77	863.67
Rough Grade Lumber, 2x8, spruce, M	989.93	997.83	994.57	993.25	1,002.77	988.58
Sheathing, plywood, spruce, un-sanded, 9.6 mm, 4'x8' sheet	18.60	21.02	20.98	21.31	22.19	21.32
Fence Posts, standard grade, treated, 3-4" diameter, 7' length	6.47	6.42	6.28	6.36	6.41	6.28
Ready-Mix Concrete, 20 mpa strength, cubic metre	230.23	234.76	238.87	236.70	240.95	238.60
Nails, standard grade, 4" spiral, 50 lb box	81.27	80.20	84.29	83.62	84.64	84.11
Pipe, plastic, 1" diameter, 75 psi, 100' coil	63.47	64.73	62.79	62.46	62.73	62.78
Rods, steel reinforcing, 10 mm, 6 metre length	7.25	7.10	7.24	7.13	7.17	7.22
Barbed Wire, 12 gauge, double strand, 40 kg, 80 rod spool	70.62	70.46	69.55	70.33	70.35	69.97
Grain Bin, hopper bottom included, 4,000 bushel capacity, each *	16,508.19	16,581.94	16,773.02	16,792.19	17,062.02	16,666.63
Truck Tires, 1st line, blackwall, LT285-70R-17 Radial, enviro tax included, each	304.10	301.76	309.58	310.02	307.32	307.02
Storage Battery, 12 volt, 24 series, 525 cranking amp, each	114.49	113.41	113.09	113.81	114.46	114.53
V-Belt - Implement, 1/2" x 70", fibre, each	15.59	16.26	16.14	15.96	15.78	15.82
Antifreeze, ethylene glycol, anti-corrosion, 4 litre	15.12	15.94	16.02	15.73	15.98	16.15
Mechanical Repairs, for farm machinery, shop & labour, per hour	129.79	128.92	129.33	129.25	129.25	130.08
Baler Twine, plastic, for round baler, 28,000 ft, bale	32.89	33.46	33.54	34.41	34.14	34.47
General Farm Labour, full-time, without board, per month	3,402.78	3,386.11	3,564.44	3,560.56	3,491.11	3,622.22
Tractor, FWD, 105-130 hp, 6 cylinder diesel, 12-24 spd trans., new	150,259.48	148,814.87	150,918.82	149,650.73	146,732.38	146,128.29
Tractor, 4WD, 325-375 hp, 6-8 cylinder diesel, 12-18 spd trans., new	386,657.37	385,528.66	385,016.27	391,150.67	384,275.98	386,355.84
Combine, self propelled, diesel, 323-374 hp, twin, cross or axial rotary, new *	483,767.60	481,595.49	480,408.18	480,906.92	472,937.68	472,726.68
Air Drill, 40-42', with packer wheels, 325 bu, 3 compartment tank, no variable rate, new *	308,001.31	301,515.84	309,923.16	305,399.61	303,597.41	303,606.41
Sprayer, pull-type, 800-900 gallon tank, 90-100' boom, new	66,570.35	65,505.79	69,399.91	69,468.88	70,003.26	69,688.69
Round Baler, pull-type, P.T.O. driven, 5'x6' hard core bale, new	57,854.49	60,552.83	60,035.68	59,634.74	60,081.02	59,856.35
Double Disc, heavy duty tandem, 19-21', 22" blades, new	59,475.77	59,012.59	59,939.86	61,535.45	62,091.70	62,578.45
3/4 Ton Truck, V-8, 5.4L or 5.9L engine, 4X4, 4 speed automatic transmission, new	49,698.77	49,851.36	49,262.23	49,080.45	49,126.45	47,974.86
Calf-starter Ration, pellets, 13-20%, bagged, 25 kg *	17.04	16.93	16.91	16.27	16.21	16.12
Dairy Supplement, pellets, 32%, bagged, 25 kg *	20.97	20.80	20.81	20.33	20.40	20.33
Feedlot Supplement, pellets, 32%, (excluding Ionophore), bagged, 25 kg *	17.78	17.71	17.32	16.75	16.72	16.62
Hog Grower Ration, pellets, 15-17%, bagged, 25 kg *	15.99	16.34	16.31	15.81	16.07	15.93
Swine Supplement, pellets, 35-40%, bagged, 25 kg *	22.69	21.90	21.83	22.17	21.97	22.17
Broiler Grower Complete Feed, 18-20%, bagged, 25 kg *	18.07	18.05	17.94	17.76	17.65	17.65
Cattle Mineral, salt-free, 18% Phosphorus & 18% Calcium, 20 kg *	30.20	29.63	29.94	29.65	29.65	29.52
Feed Barley, No. 1, non-board, farm gate, bushel	3.29	3.62	3.85	3.86	3.96	4.01
Feed Wheat, No. 1, non-board, farm gate, bushel	4.69	4.84	5.02	4.83	4.96	4.94
Feed Oats, good quality, non-board, farm gate, bushel **	2.43	2.37	2.48	2.63	2.56	2.66
Hay, good quality, over 50% Alfalfa, farm gate, ton	113.43	122.10	117.95	123.28	127.69	125.29
Fertilizer, 46-0-0, Urea, bulk, tonne	524.11	495.30	477.98	467.64	490.81	487.98
Fertilizer, 11-51-0, bulk, tonne	708.97	690.46	695.14	694.05	703.01	699.40
Fertilizer, 82-0-0, Anhydrous Ammonia, full service with applicator, bulk, tonne	908.56	884.89	849.27	809.24	826.55	824.63
Refine SG, granular, 486 gram *	282.30	282.34	283.61	280.38	284.41	282.52
Assert 300 SC, liquid, 10.8 litre	236.11	235.23	237.22	236.43	235.45	236.28
Roundup WeatherMAX, liquid, 10 litre	73.86	75.58	76.97	77.38	79.29	78.12
Penicillin, Procaine Penicillin G, injectable, short-acting, 300 mg/ml, 250 ml	18.75	18.82	19.22	19.13	19.23	19.73
Vitamin A, D and E, injectable, IU/cc: A:500,000 D:75,000 E:50, 250 ml	32.37	32.31	32.39	32.38	32.37	32.39
Seed, Wheat, Certified No. 1, bulk, 100 kg	53.26	53.64	53.84	54.78	54.19	53.22
Seed, Barley, Certified No. 1, bulk, 100 kg	41.29	42.43	41.49	40.80	39.71	39.89
Seed, Roundup Ready Herbicide Tolerant Canola, Certified No. 1, treated, not including TUA, bagged, 22.7 kg **	478.62	481.41	481.09	481.52	481.65	480.09
Seed, Liberty Link Herbicide Tolerant Canola, Certified No. 1, treated, not including TUA, bagged, 22.7 kg **	612.77	612.86	613.35	612.40	613.06	612.57
Purple Gasoline, regular unleaded, marked farm fuel, 100 litres	84.63	85.56	91.17	88.61	96.92	92.77
Diesel Fuel, marked farm fuel, (provincial allowance deducted), 100 litres	82.11	83.69	87.07	87.45	98.38	97.35
Propane, liquefied, bulk, 100 litres	60.00	61.98	64.16	64.58	67.20	67.07
Natural gas, excluding service or delivery charge, provincial rebate deducted where applicable, GJ	2.10	2.50	2.06	1.96	2.06	2.48
Electricity, farm use, (excluding service or delivery charge), 100 kwh	3.58	3.97	3.63	3.66	3.53	3.80
Oil, for diesel engines, 15W-40, (environmental tax included), 5 litre *	21.22	21.34	20.12	20.16	21.52	21.24

* Specification changed as of January 2012 ** New input as of January 2012

Note: The prices reported are simple averages for the province and are based on a survey conducted in the first week of each month.

Source: Alberta Agriculture and Forestry, Economics and Competitiveness Branch, Statistics and Data Development Section

Table 2 - Average Monthly Farm Input Prices for Alberta (\$) - January to June - 2018

FARM INPUT ITEMS	Jan 2018	Feb 2018	Mar 2018	Apr 2018	May 2018	Jun 2018
Construction Grade Lumber, 2x6, spruce, M	936.00	949.34	953.17	982.85	955.68	978.12
Rough Grade Lumber, 2x8, spruce, M	930.49	987.49	1,010.35	1,057.00	1,032.70	1,011.01
Sheathing, plywood, spruce, un-sanded, 9.6 mm, 4'x8' sheet	21.54	21.51	21.53	21.38	21.90	22.08
Fence Posts, standard grade, treated, 3-4" diameter, 7' length	6.27	6.22	6.22	6.13	6.12	6.16
Ready-Mix Concrete, 20 mpa strength, cubic metre	236.45	241.70	237.90	239.25	240.25	241.11
Nails, standard grade, 4" spiral, 50 lb box	80.89	81.42	81.70	83.36	84.62	84.21
Pipe, plastic, 1" diameter, 75 psi, 100' coil	61.58	63.02	61.97	62.39	63.53	63.15
Rods, steel reinforcing, 10 mm, 6 metre length	7.20	7.29	7.08	7.17	7.20	7.24
Barbed Wire, 12 gauge, double strand, 40 kg, 80 rod spool	70.45	70.77	71.21	72.03	73.39	72.86
Grain Bin, hopper bottom included, 4,000 bushel capacity, each *	16,939.98	16,565.48	16,491.81	16,895.55	16,807.70	16,975.07
Truck Tires, 1st line, blackwall, LT285-70R-17 Radial, enviro tax included, each	308.01	307.77	308.33	305.24	305.29	297.27
Storage Battery, 12 volt, 24 series, 525 cranking amp, each	114.04	114.90	115.19	115.20	115.63	116.43
V-Belt - Implement, 1/2" x 70", fibre, each	16.04	16.13	16.06	16.76	16.63	17.23
Antifreeze, ethylene glycol, anti-corrosion, 4 litre	15.99	16.79	16.44	16.47	16.50	16.85
Mechanical Repairs, for farm machinery, shop & labour, per hour	130.38	131.55	131.41	133.32	133.57	135.33
Baler Twine, plastic, for round baler, 28,000 ft, bale	33.45	34.20	33.73	34.13	34.24	34.23
General Farm Labour, full-time, without board, per month	3,555.56	3,547.22	3,536.11	3,530.28	3,555.50	3,547.22
Tractor, FWD, 105-130 hp, 6 cylinder diesel, 12-24 spd trans., new	141,621.24	146,595.08	146,566.15	146,828.68	147,760.24	148,808.58
Tractor, 4WD, 325-375 hp, 6-8 cylinder diesel, 12-18 spd trans., new	385,856.95	384,462.14	383,022.02	380,373.81	386,792.03	385,433.97
Combine, self propelled, diesel, 323-374 hp, twin, cross or axial rotary, new *	478,428.45	479,828.45	480,749.87	486,973.47	491,834.12	492,814.97
Air Drill, 40-42', with packer wheels, 325 bu, 3 compartment tank, no variable rate, new *	303,976.73	305,119.61	308,977.47	312,194.51	306,756.04	312,344.97
Sprayer, pull-type, 800-900 gallon tank, 90-100' boom, new	70,282.94	72,622.11	72,948.03	72,862.49	72,892.80	73,416.18
Round Baler, pull-type, P.T.O. driven, 5'x6' hard core bale, new	58,987.67	58,576.06	58,417.82	58,694.78	58,875.58	60,689.77
Double Disc, heavy duty tandem, 19-21', 22" blades, new	61,236.37	62,666.59	63,907.77	62,912.44	64,109.24	65,557.52
3/4 Ton Truck, V-8, 5.4L or 5.9L engine, 4X4, 4 speed automatic transmission, new	50,000.98	50,165.55	50,820.47	50,094.98	50,956.13	51,513.49
Calf-starter Ration, pellets, 13-20%, bagged, 25 kg *	16.09	16.39	16.10	16.43	16.40	16.78
Dairy Supplement, pellets, 32%, bagged, 25 kg *	20.45	20.80	20.57	21.39	21.44	21.47
Feedlot Supplement, pellets, 32%, (excluding Ionophore), bagged, 25 kg *	16.58	17.07	16.59	16.76	16.73	16.76
Hog Grower Ration, pellets, 15-17%, bagged, 25 kg *	16.07	16.27	15.99	16.01	15.98	16.22
Swine Supplement, pellets, 35-40%, bagged, 25 kg *	21.87	22.03	21.66	22.05	22.61	22.48
Broiler Grower Complete Feed, 18-20%, bagged, 25 kg *	17.39	17.94	17.24	17.46	17.57	17.75
Cattle Mineral, salt-free, 18% Phosphorus & 18% Calcium, 20 kg *	29.91	31.14	31.13	31.62	30.97	31.37
Feed Barley, No. 1, non-board, farm gate, bushel	3.92	4.19	4.23	4.29	4.32	4.56
Feed Wheat, No. 1, non-board, farm gate, bushel	4.90	5.01	5.32	5.18	5.24	5.44
Feed Oats, good quality, non-board, farm gate, bushel **	2.68	2.69	2.72	2.68	2.73	2.81
Hay, good quality, over 50% Alfalfa, farm gate, ton	144.24	141.19	141.39	130.35	135.26	130.70
Fertilizer, 46-0-0, Urea, bulk, tonne	472.00	466.58	472.74	488.09	500.17	502.61
Fertilizer, 11-51-0, bulk, tonne	701.63	725.37	725.16	724.59	713.92	728.24
Fertilizer, 82-0-0, Anhydrous Ammonia, full service with applicator, bulk, tonne	782.71	818.50	827.50	816.48	850.21	836.82
Refine SG, granular, 486 gram *	279.33	283.37	281.56	281.72	287.57	287.07
Assert 300 SC, liquid, 10.8 litre	232.36	235.26	231.92	236.55	240.22	239.38
Roundup WeatherMAX, liquid, 10 litre	80.16	79.60	78.97	80.10	78.16	79.29
Penicillin, Procaine Penicillin G, injectable, short-acting, 300 mg/ml, 250 ml	20.42	20.52	20.17	20.07	19.99	20.36
Vitamin A, D and E, injectable, IU/cc: A:500,000 D:75,000 E:50, 250 ml	33.04	33.07	32.62	33.33	33.25	33.64
Seed, Wheat, Certified No. 1, bulk, 100 kg	54.71	54.89	53.52	54.18	54.33	55.40
Seed, Barley, Certified No. 1, bulk, 100 kg	38.91	39.06	38.36	39.19	38.71	39.72
Seed, Roundup Ready Herbicide Tolerant Canola, Certified No. 1, treated, not including TUA, bagged, 22.7 kg **	482.29	483.00	499.93	500.59	505.23	507.30
Seed, Liberty Link Herbicide Tolerant Canola, Certified No. 1, treated, not including TUA, bagged, 22.7 kg **	610.44	620.45	616.20	620.55	642.37	645.89
Purple Gasoline, regular unleaded, marked farm fuel, 100 litres	97.84	98.73	95.05	99.37	108.88	109.68
Diesel Fuel, marked farm fuel, (provincial allowance deducted), 100 litres	103.93	104.10	99.32	100.14	109.72	111.02
Propane, liquefied, bulk, 100 litres	74.23	75.07	68.44	66.78	70.27	67.17
Natural gas, excluding service or delivery charge, provincial rebate deducted where applicable, GJ	2.21	2.49	2.18	2.16	1.53	2.14
Electricity, farm use, (excluding service or delivery charge), 100 kwh	4.87	4.77	4.66	6.23	5.39	5.52
Oil, for diesel engines, 15W-40, (environmental tax included), 5 litre *	21.34	21.98	21.61	20.64	20.30	21.71

* Specification changed as of January 2012 ** New input as of January 2012

Note: The prices reported are simple averages for the province and are based on a survey conducted in the first week of each month.

Source: Alberta Agriculture and Forestry, Economics and Competitiveness Branch, Statistics and Data Development Section

Table 2 (Cont'd) - Average Monthly Farm Input Prices for Alberta (\$) - July to December - 2018

FARM INPUT ITEMS	Jul 2018	Aug 2018	Sep 2018	Oct 2018	Nov 2018	Dec 2018
Construction Grade Lumber, 2x6, spruce, M	991.30	992.71	1,015.78	1,017.54	972.04	975.84
Rough Grade Lumber, 2x8, spruce, M	1,028.05	1,053.73	1,053.51	1,080.31	1,089.95	1,081.79
Sheathing, plywood, spruce, un-sanded, 9.6 mm, 4'x8' sheet	22.24	22.32	23.18	23.04	22.74	22.28
Fence Posts, standard grade, treated, 3-4" diameter, 7' length	6.30	6.29	6.26	6.35	6.43	6.63
Ready-Mix Concrete, 20 mpa strength, cubic metre	244.05	245.33	242.50	246.25	248.34	245.52
Nails, standard grade, 4" spiral, 50 lb box	83.96	84.27	84.43	82.85	85.25	83.70
Pipe, plastic, 1" diameter, 75 psi, 100' coil	62.42	62.38	62.66	62.23	62.27	63.52
Rods, steel reinforcing, 10 mm, 6 metre length	7.37	7.56	7.57	7.40	7.48	7.58
Barbed Wire, 12 gauge, double strand, 40 kg, 80 rod spool	72.24	72.09	72.46	71.54	71.51	71.89
Grain Bin, hopper bottom included, 4,000 bushel capacity, each *	17,335.62	17,374.80	17,116.08	17,729.13	17,796.01	17,601.32
Truck Tires, 1st line, blackwall, LT285-70R-17 Radial, enviro tax included, each	307.54	302.35	299.62	299.59	302.06	318.67
Storage Battery, 12 volt, 24 series, 525 cranking amp, each	116.07	116.07	117.26	119.29	118.38	117.81
V-Belt - Implement, 1/2" x 70", fibre, each	17.38	17.05	16.87	16.83	16.42	16.58
Antifreeze, ethylene glycol, anti-corrosion, 4 litre	16.92	16.76	17.11	16.67	16.81	17.27
Mechanical Repairs, for farm machinery, shop & labour, per hour	131.75	133.36	133.17	133.79	133.67	133.36
Baler Twine, plastic, for round baler, 28,000 ft, bale	34.60	34.37	34.53	33.96	34.03	33.95
General Farm Labour, full-time, without board, per month	3,600.00	3,688.89	3,644.44	3,685.04	3,740.99	3,700.54
Tractor, FWD, 105-130 hp, 6 cylinder diesel, 12-24 spd trans., new	150,089.53	150,138.49	153,150.96	153,918.56	157,835.74	159,741.07
Tractor, 4WD, 325-375 hp, 6-8 cylinder diesel, 12-18 spd trans., new	385,266.48	385,149.05	390,819.03	393,214.77	395,105.65	402,608.83
Combine, self propelled, diesel, 323-374 hp, twin, cross or axial rotary, new *	500,894.36	502,095.59	513,982.09	521,911.20	516,328.17	514,999.53
Air Drill, 40-42', with packer wheels, 325 bu, 3 compartment tank, no variable rate, new *	312,908.07	314,984.65	324,994.74	324,808.42	319,607.40	326,903.45
Sprayer, pull-type, 800-900 gallon tank, 90-100' boom, new	74,069.30	73,748.42	74,074.31	73,396.94	73,429.54	76,787.91
Round Baler, pull-type, P.T.O. driven, 5'x6' hard core bale, new	61,080.39	60,340.25	60,147.29	60,794.79	63,742.86	64,514.32
Double Disc, heavy duty tandem, 19-21', 22" blades, new	65,663.98	64,241.30	64,606.08	64,152.29	65,600.28	65,855.28
3/4 Ton Truck, V-8, 5.4L or 5.9L engine, 4X4, 4 speed automatic transmission, new	51,720.40	52,149.73	52,722.53	51,265.43	52,210.93	52,778.08
Calf-starter Ration, pellets, 13-20%, bagged, 25 kg *	16.76	16.48	16.54	16.07	16.01	16.32
Dairy Supplement, pellets, 32%, bagged, 25 kg *	21.61	21.81	21.40	20.93	20.81	20.65
Feedlot Supplement, pellets, 32%, (excluding Ionophore), bagged, 25 kg *	16.79	16.33	16.79	16.31	16.41	16.48
Hog Grower Ration, pellets, 15-17%, bagged, 25 kg *	16.12	16.09	16.01	15.40	15.36	16.04
Swine Supplement, pellets, 35-40%, bagged, 25 kg *	22.42	22.18	21.99	21.80	21.75	21.77
Broiler Grower Complete Feed, 18-20%, bagged, 25 kg *	17.95	17.59	17.98	16.78	16.31	16.66
Cattle Mineral, salt-free, 18% Phosphorus & 18% Calcium, 20 kg *	31.37	31.17	30.81	29.91	29.94	29.83
Feed Barley, No. 1, non-board, farm gate, bushel	4.50	4.35	4.33	4.26	4.20	4.46
Feed Wheat, No. 1, non-board, farm gate, bushel	5.32	5.23	4.98	5.14	5.28	5.41
Feed Oats, good quality, non-board, farm gate, bushel **	2.81	2.69	2.68	2.67	2.84	2.88
Hay, good quality, over 50% Alfalfa, farm gate, ton	137.78	137.29	152.55	148.53	154.54	150.92
Fertilizer, 46-0-0, Urea, bulk, tonne	493.61	496.01	520.52	540.88	551.03	551.89
Fertilizer, 11-51-0, bulk, tonne	721.62	713.06	722.02	732.04	746.08	754.85
Fertilizer, 82-0-0, Anhydrous Ammonia, full service with applicator, bulk, tonne	839.21	828.93	829.93	835.40	839.13	859.55
Refine SG, granular, 486 gram *	283.85	281.99	287.40	286.23	286.25	284.17
Assert 300 SC, liquid, 10.8 litre	240.07	239.21	239.79	236.12	236.44	237.13
Roundup WeatherMAX, liquid, 10 litre	77.89	79.59	81.49	82.14	83.51	82.75
Penicillin, Procaine Penicillin G, injectable, short-acting, 300 mg/ml, 250 ml	20.52	20.71	20.85	19.97	20.67	22.04
Vitamin A, D and E, injectable, IU/cc: A:500,000 D:75,000 E:50, 250 ml	33.47	34.07	34.21	34.31	34.51	34.38
Seed, Wheat, Certified No. 1, bulk, 100 kg	55.88	56.99	56.90	57.89	57.79	57.78
Seed, Barley, Certified No. 1, bulk, 100 kg	40.28	40.60	40.76	40.69	40.58	41.55
Seed, Roundup Ready Herbicide Tolerant Canola, Certified No. 1, treated, not including TUA, bagged, 22.7 kg **	503.24	502.06	506.80	519.66	523.13	568.31
Seed, Liberty Link Herbicide Tolerant Canola, Certified No. 1, treated, not including TUA, bagged, 22.7 kg **	646.41	654.14	660.16	666.75	670.62	665.27
Purple Gasoline, regular unleaded, marked farm fuel, 100 litres	114.35	112.85	117.19	113.82	108.78	97.53
Diesel Fuel, marked farm fuel, (provincial allowance deducted), 100 litres	110.11	109.35	114.44	113.83	114.20	104.73
Propane, liquefied, bulk, 100 litres	65.12	66.28	68.50	66.10	66.16	66.27
Natural gas, excluding service or delivery charge, provincial rebate deducted where applicable, GJ	1.93	1.85	1.59	1.83	2.29	2.06
Electricity, farm use, (excluding service or delivery charge), 100 kwh	6.50	6.43	6.66	6.42	6.29	6.22
Oil, for diesel engines, 15W-40, (environmental tax included), 5 litre *	21.41	22.35	20.59	21.92	22.21	22.64

* Specification changed as of January 2012 ** New input as of January 2012

Note: The prices reported are simple averages for the province and are based on a survey conducted in the first week of each month.

Source: Alberta Agriculture and Forestry, Economics and Competitiveness Branch, Statistics and Data Development Section

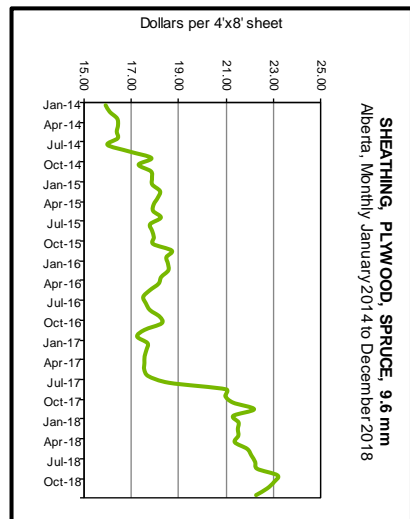
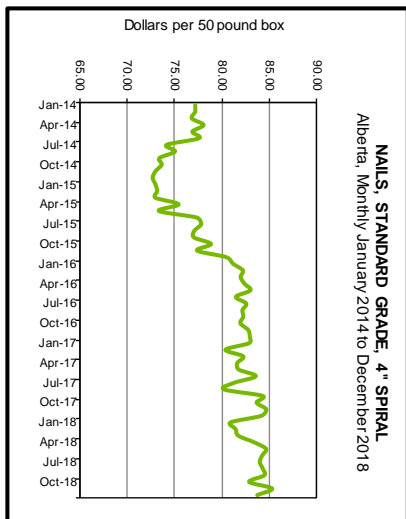
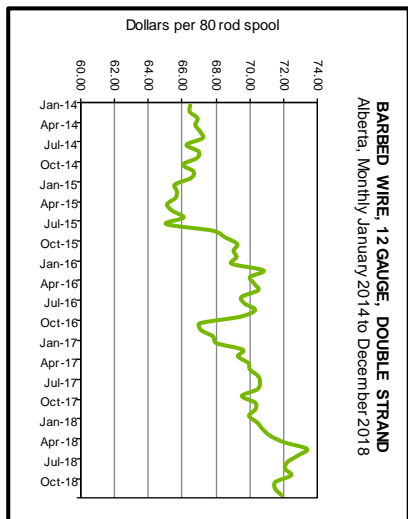
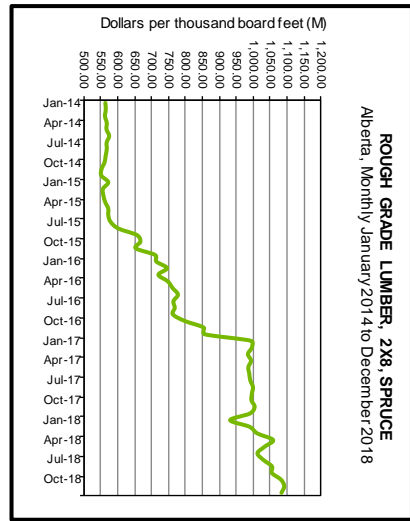
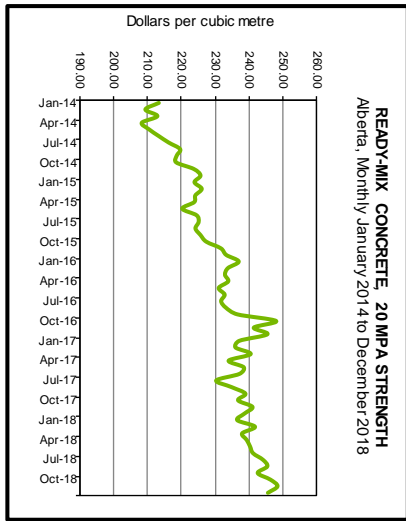
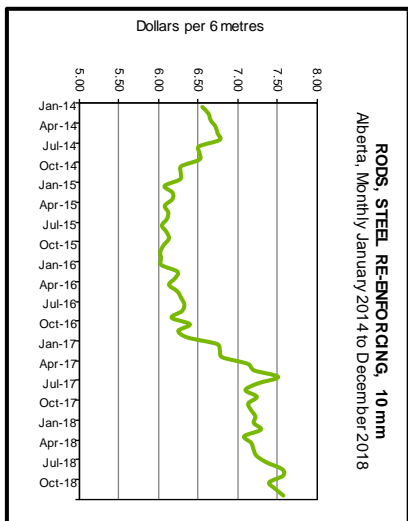
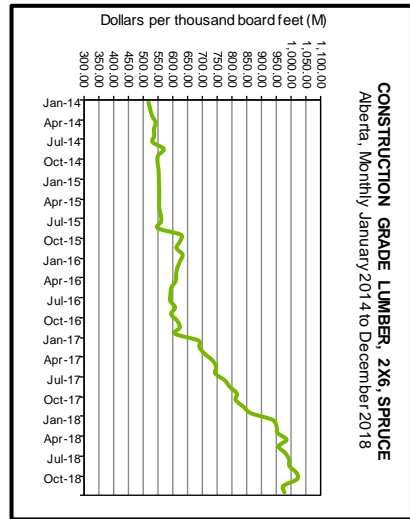
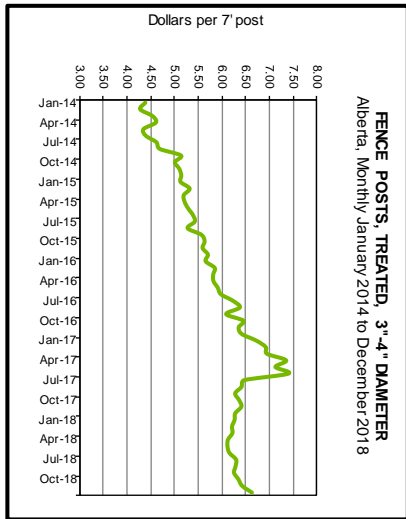
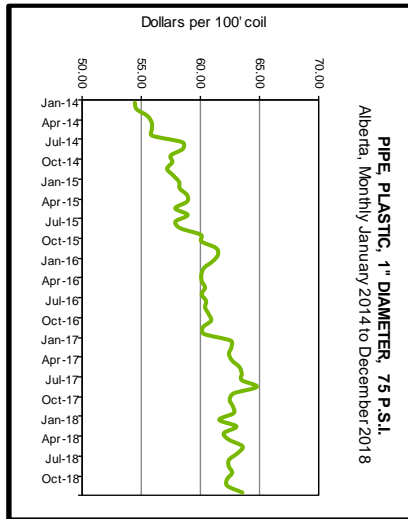
Table 3 - Average Annual Farm Input Prices for Alberta (\$) - 2017 and 2018

FARM INPUT ITEMS			2018/2017
	2017	2018	Per Cent Change
Construction Grade Lumber, 2x6, spruce, M	767.59	976.70	27.2
Rough Grade Lumber, 2x8, spruce, M	991.64	1,034.70	4.3
Sheathing, plywood, spruce, un-sanded, 9.6 mm, 4'x8' sheet	19.27	22.14	14.9
Fence Posts, standard grade, treated, 3-4" diameter, 7' length	6.73	6.28	-6.6
Ready-Mix Concrete, 20 mpa strength, cubic metre	236.91	242.39	2.3
Nails, standard grade, 4" spiral, 50 lb box	82.54	83.39	1.0
Pipe, plastic, 1" diameter, 75 psi, 100' coil	62.99	62.59	-0.6
Rods, steel reinforcing, 10 mm, 6 metre length	7.11	7.35	3.4
Barbed Wire, 12 gauge, double strand, 40 kg, 80 rod spool	69.89	71.87	2.8
Grain Bin, hopper bottom included, 4,000 bushel capacity, each *	16,446.19	17,135.71	4.2
Truck Tires, 1st line, blackwall, LT285-70R-17 Radial, environmental tax included, each	304.13	305.14	0.3
Storage Battery, 12 volt, 24 series, 525 cranking amp, each	111.74	116.36	4.1
V-Belt - Implement, 1/2" x 70", fibre, each	15.86	16.66	5.1
Antifreeze, ethylene glycol, anti-corrosion, 4 litre	15.57	16.71	7.3
Mechanical Repairs, for farm machinery, shop & labour, per hour	129.53	132.89	2.6
Baler Twine, plastic, for round baler, 28,000 ft, bale	33.24	34.12	2.7
General Farm Labour, full-time, without board, per month	3,457.22	3,610.98	4.4
Tractor, FWD, 105-130 hp, 6 cylinder diesel, 12-24 spd trans., new	146,254.31	150,254.53	2.7
Tractor, 4WD, 325-375 hp, 6-8 cylinder diesel, 12-18 spd trans., new	389,257.32	388,175.40	-0.3
Combine, self propelled, diesel, 323-374 hp, twin, cross or axial rotary, new *	486,426.30	498,403.36	2.5
Air Drill, 40-42', with packer wheels, 325 bushel, 3 compartment tank, no variable rate, new *	308,569.96	314,464.67	1.9
Sprayer, pull-type, 800-900 gallon tank, 90-100' boom, new	68,021.99	73,377.58	7.9
Round Baler, pull-type, P.T.O. driven, 5'x6' hard core bale, new	59,043.15	60,405.13	2.3
Double Disc, heavy duty tandem, 19-21', 22" blades, new	60,787.05	64,209.09	5.6
3/4 Ton Truck, V-8, 5.4L or 5.9L engine, 4X4, 4 speed automatic transmission, new	48,850.60	51,366.56	5.2
Calf-starter Ration, pellets, 13-20%, bagged, 25 kg *	16.43	16.36	-0.4
Dairy Supplement, pellets, 32%, bagged, 25 kg *	20.50	21.11	3.0
Feedlot Supplement, pellets, 32%, (excluding Ionophore), bagged, 25 kg *	17.07	16.63	-2.6
Hog Grower Ration, pellets, 15-17%, bagged, 25 kg *	15.98	15.96	-0.1
Swine Supplement, pellets, 35-40%, bagged, 25 kg *	22.00	22.05	0.3
Broiler Grower Complete Feed, 18-20%, bagged, 25 kg *	17.62	17.38	-1.3
Cattle Mineral, salt-free, 18% Phosphorus & 18% Calcium, 20 kg *	30.51	30.76	0.9
Feed Barley, No. 1, non-board, farm gate, bushel	3.45	4.30	24.7
Feed Wheat, No. 1, non-board, farm gate, bushel	4.70	5.20	10.7
Feed Oats, good quality, non-board, farm gate, bushel **	2.51	2.74	9.0
Hay, good quality, over 50% Alfalfa, farm gate, ton	116.39	142.06	22.1
Fertilizer, 46-0-0, Urea, bulk, tonne	500.13	504.68	0.9
Fertilizer, 11-51-0, bulk, tonne	691.99	725.71	4.9
Fertilizer, 82-0-0, Anhydrous Ammonia, full service with applicator, bulk, tonne	883.25	830.37	-6.0
Refine SG, granular, 486 gram *	283.31	284.21	0.3
Assert 300 SC, liquid, 10.8 litre	236.72	237.04	0.1
Roundup WeatherMAX, liquid, 10 litre	74.92	80.30	7.2
Penicillin, Procaine Penicillin G, injectable, short-acting, 300 mg/ml, 250 ml	19.00	20.52	8.1
Vitamin A, D and E, injectable, IU/cc: A:500,000 D:75,000 E:50, 250 ml	32.08	33.66	4.9
Seed, Wheat, Certified No. 1, bulk, 100 kg	52.88	55.86	5.6
Seed, Barley, Certified No. 1, bulk, 100 kg	40.48	39.87	-1.5
Seed, Roundup Ready Herbicide Tolerant Canola, Certified No. 1, treated, not including TUA, bagged, 22.7 kg **	475.50	508.46	6.9
Seed, Liberty Link Herbicide Tolerant Canola, Certified No. 1, treated, not including TUA, bagged, 22.7 kg **	614.37	643.27	4.7
Purple Gasoline, regular unleaded, marked farm fuel, 100 litres	89.52	106.17	18.6
Diesel Fuel, marked farm fuel, (provincial allowance deducted), 100 litres	89.04	107.91	21.2
Propane, liquefied, bulk, 100 litres	63.85	68.37	7.1
Natural Gas, (excluding service or delivery charge), GJ	2.40	2.02	-15.6
Electricity, farm use, (excluding service or delivery charge), 100 kwh	3.62	5.83	61.1
Oil, for diesel engines, 15W-40, (environmental tax included), 5 litre *	21.14	21.56	2.0

* Specification changed as of January 2012 ** New input as of January 2012

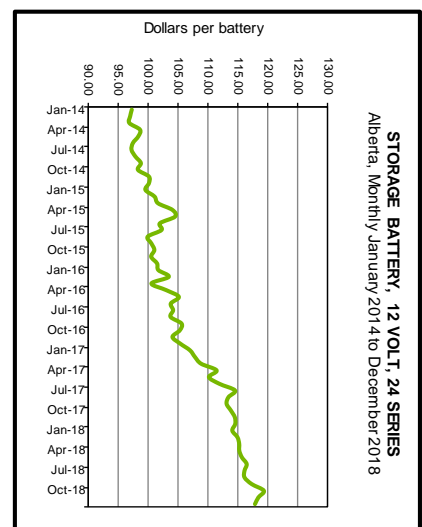
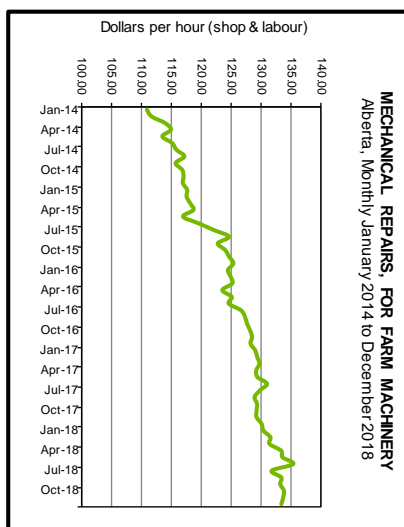
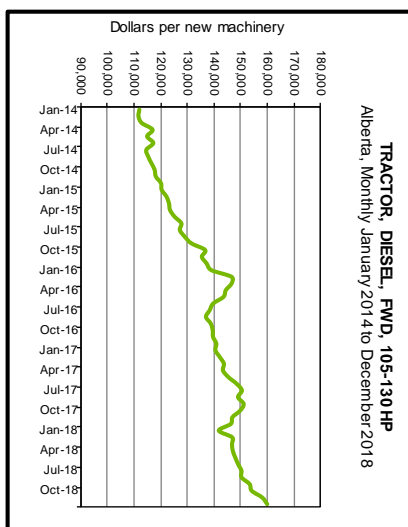
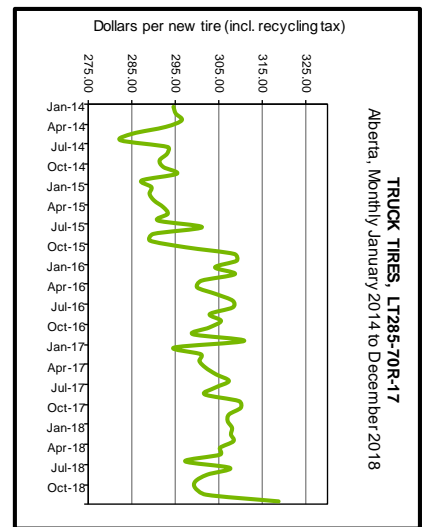
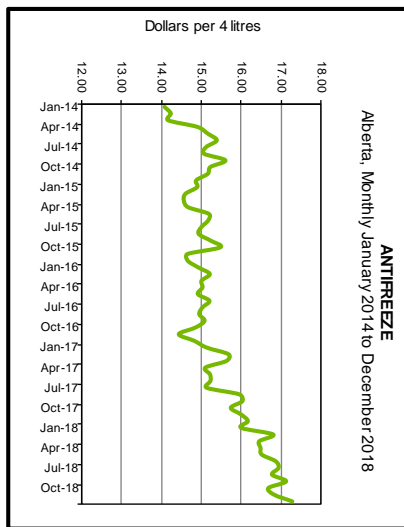
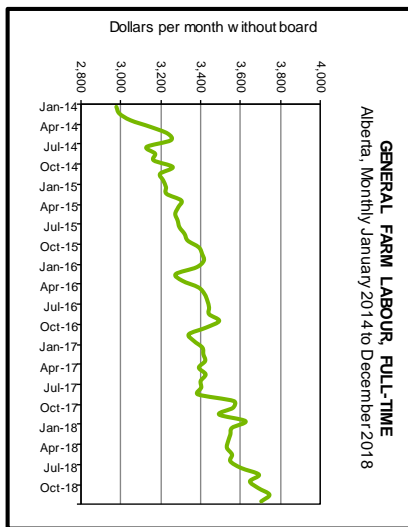
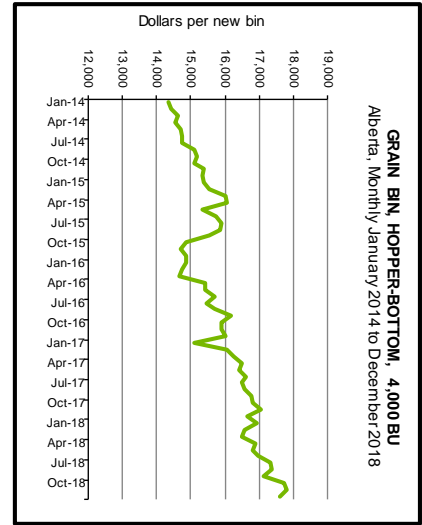
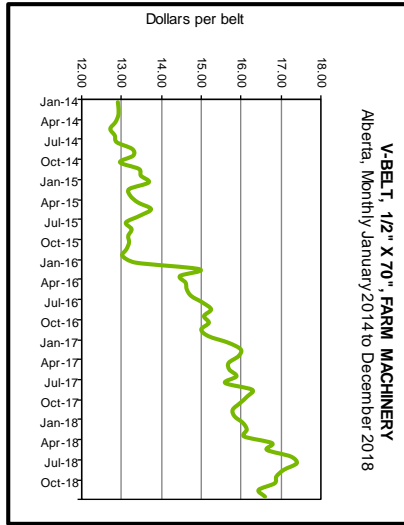
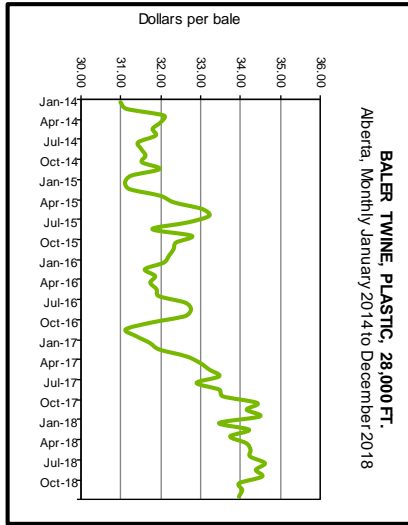
Note: The prices reported are simple averages for the province and are based on a survey conducted in the first week of each month.
Source: Alberta Agriculture and Forestry, Economics and Competitiveness Branch, Statistics and Data Development Section

Average Monthly Farm Input Prices for Alberta - 2014 - 2018 (Simple Averages)



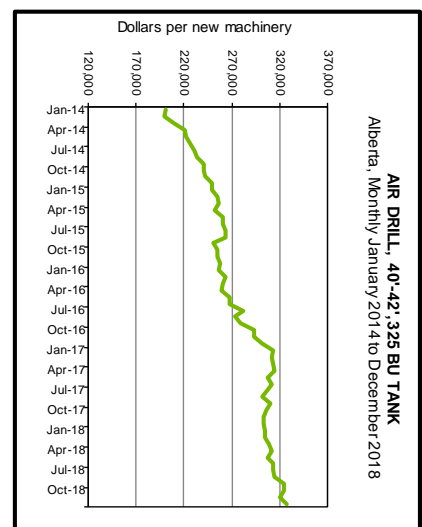
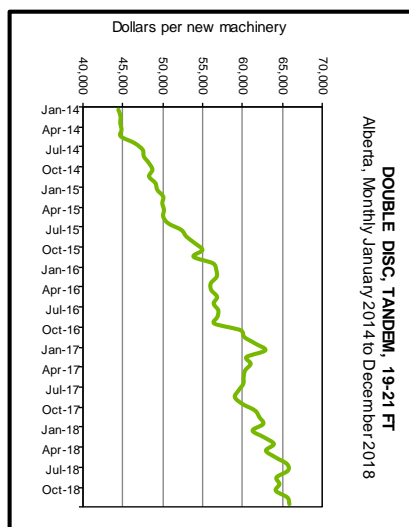
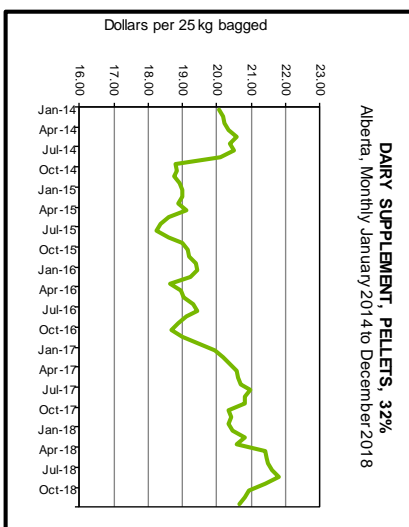
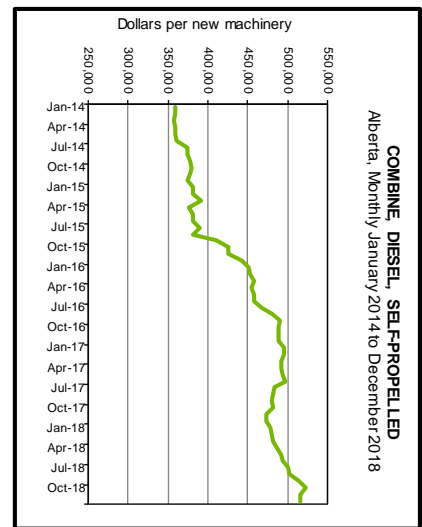
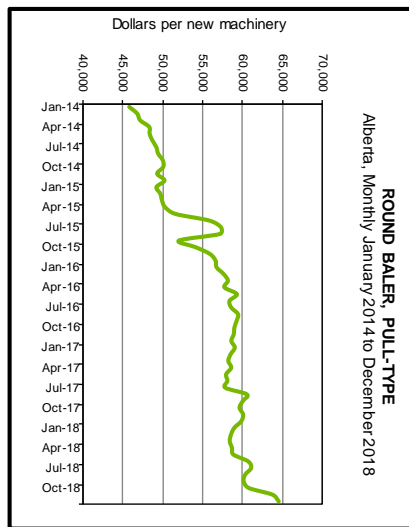
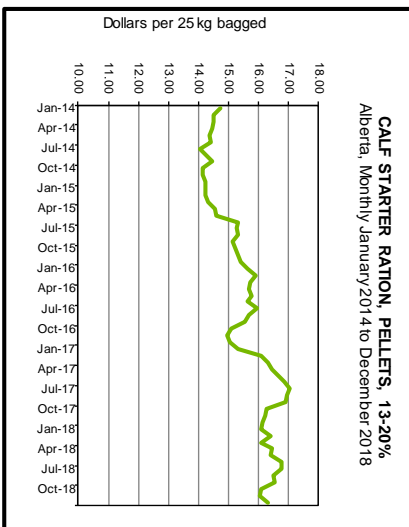
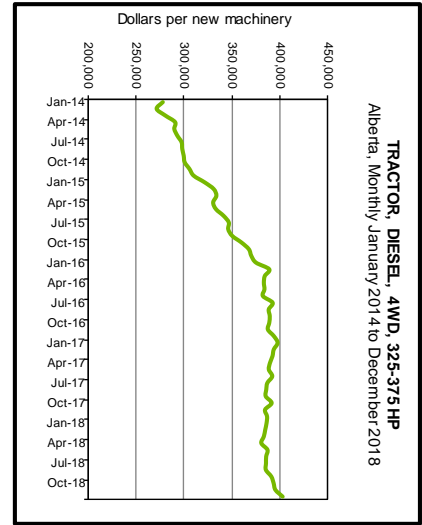
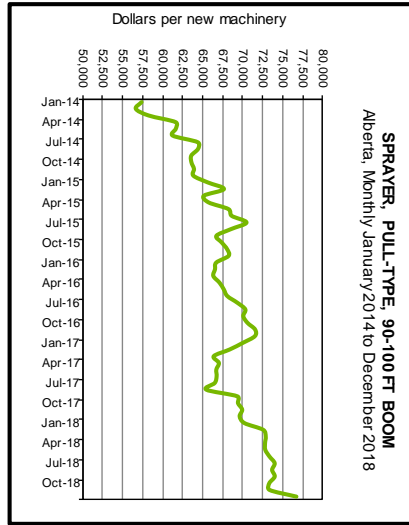
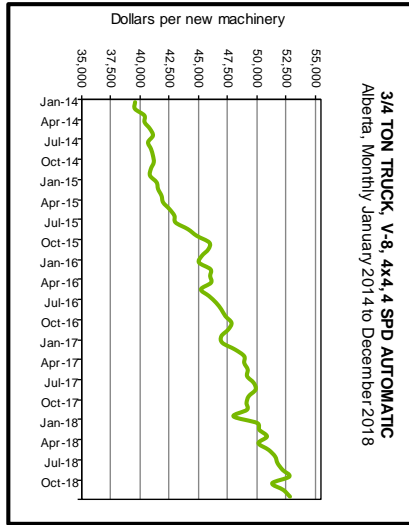
Source: Alberta Agriculture and Forestry, Economics and Competitiveness Branch, Statistics and Data Development Section

Average Monthly Farm Input Prices for Alberta - 2014 - 2018 (Simple Averages)



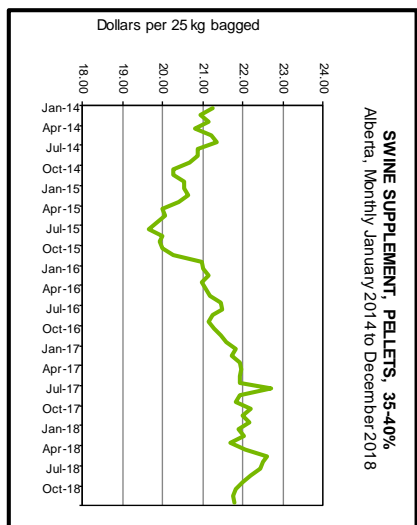
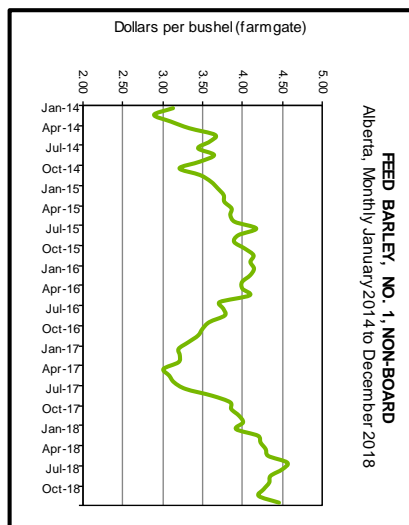
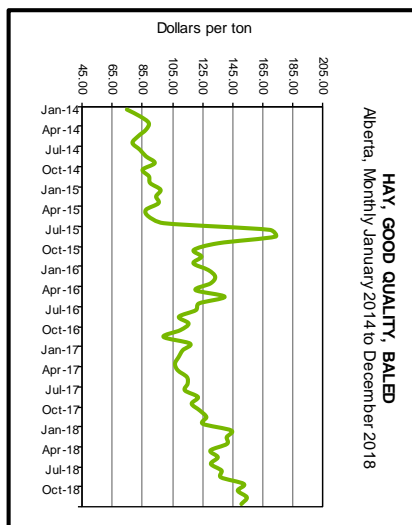
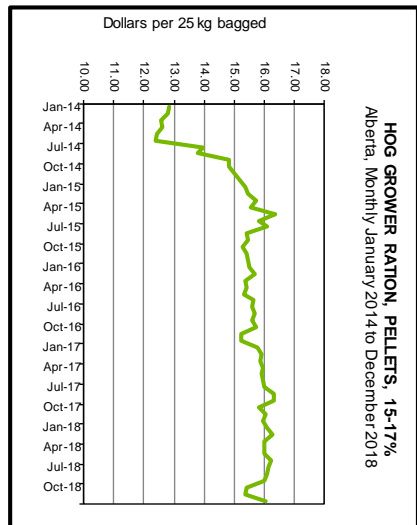
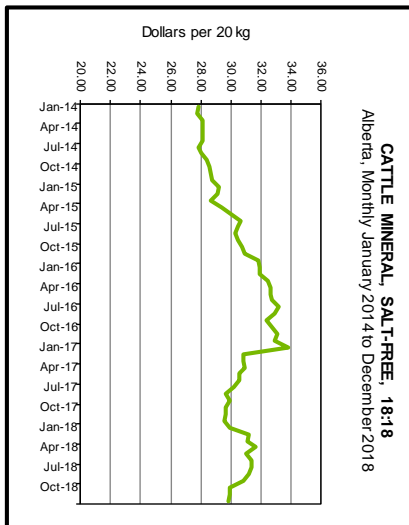
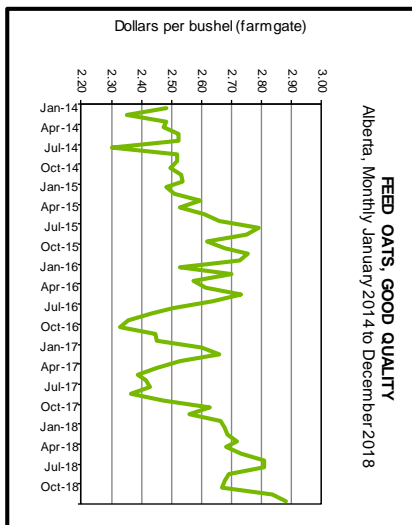
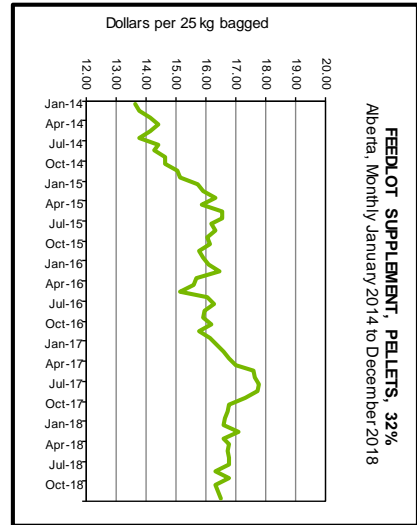
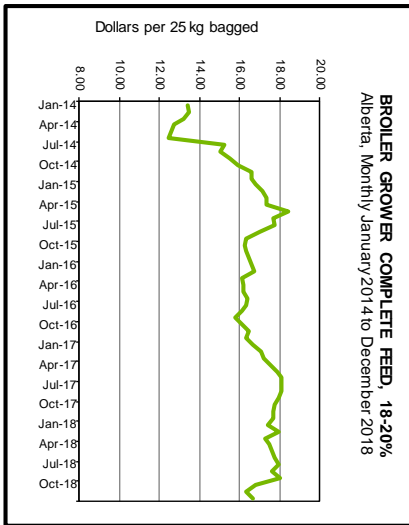
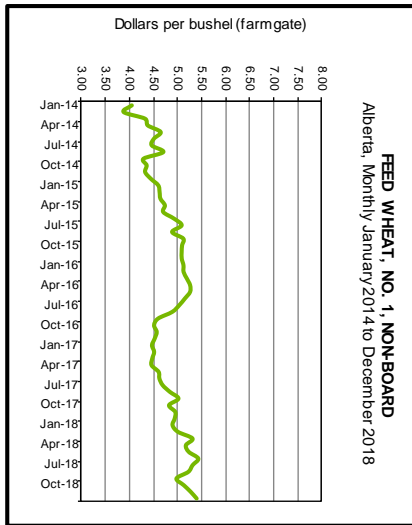
Source: Alberta Agriculture and Forestry, Economics and Competitiveness Branch, Statistics and Data Development Section

Average Monthly Farm Input Prices for Alberta - 2014 - 2018 (Simple Averages)



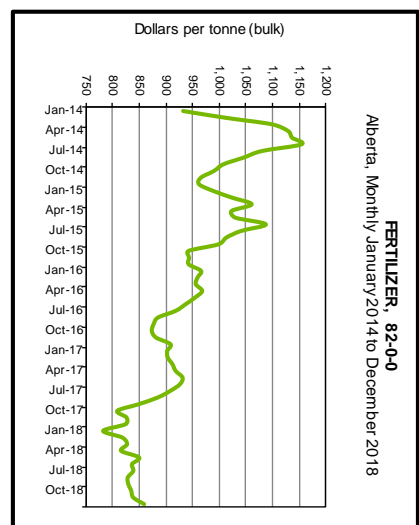
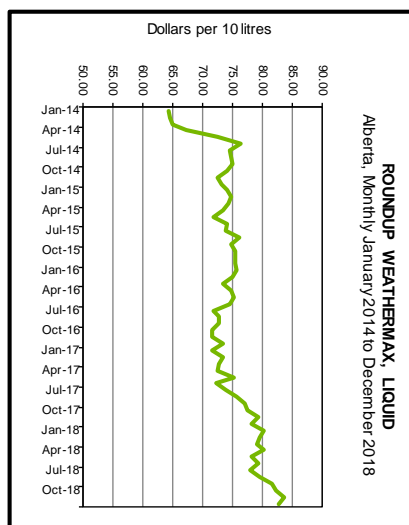
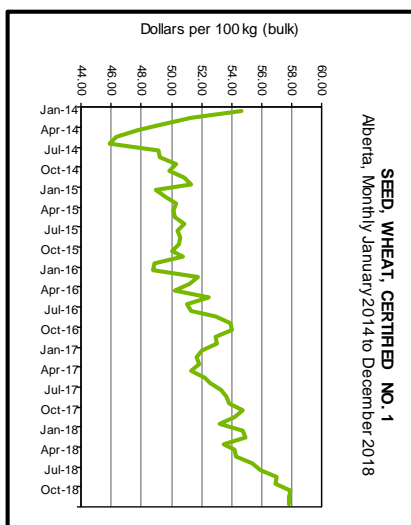
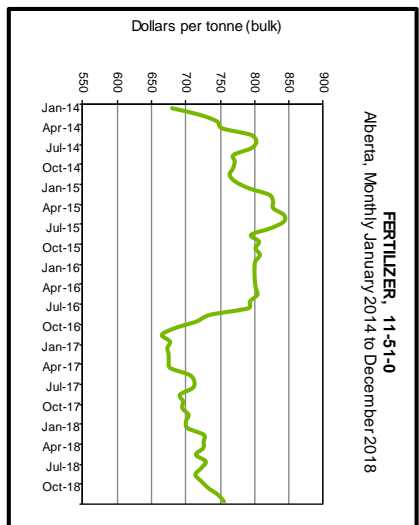
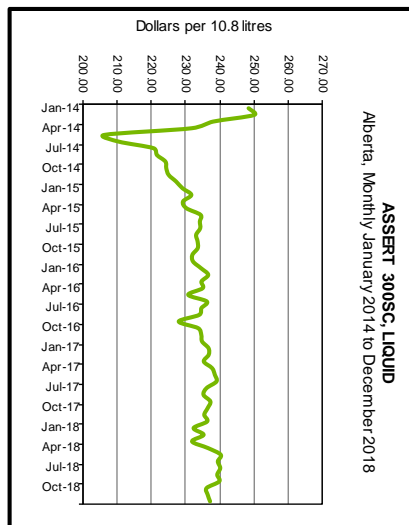
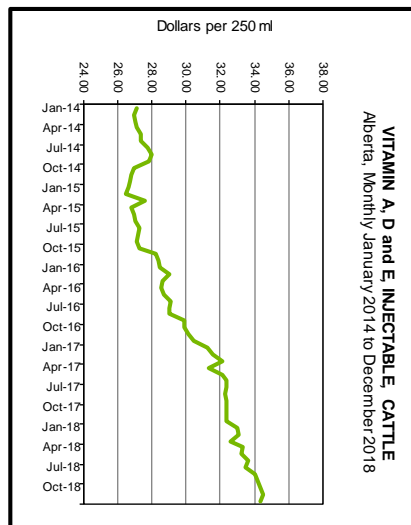
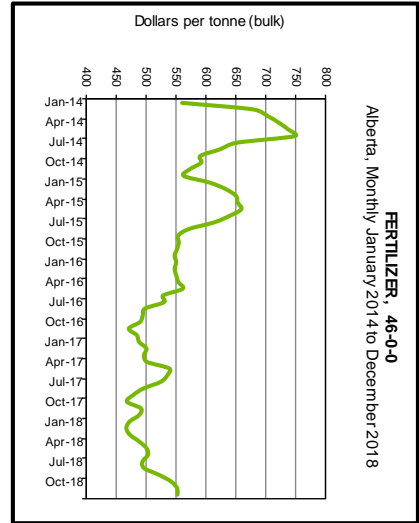
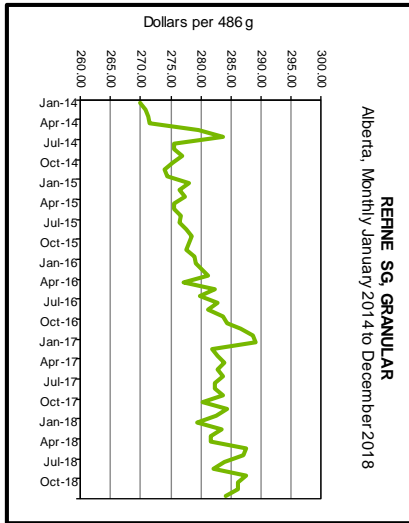
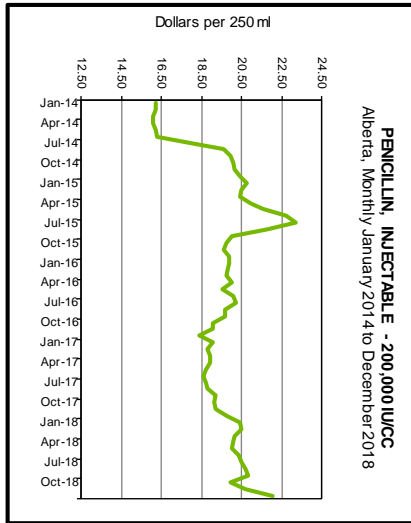
Source: Alberta Agriculture and Forestry, Economics and Competitiveness Branch, Statistics and Data Development Section

Average Monthly Farm Input Prices for Alberta - 2014 - 2018 (Simple Averages)



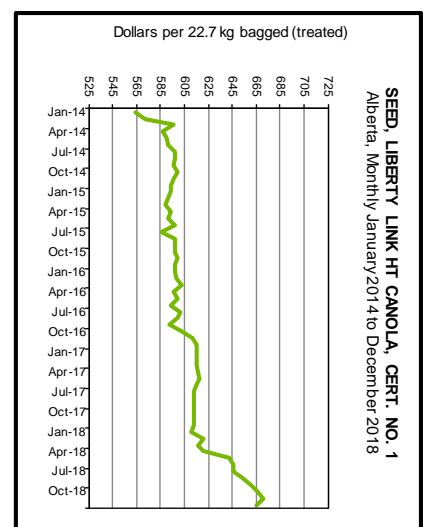
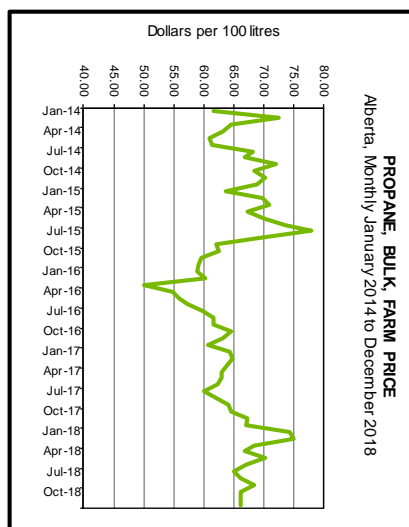
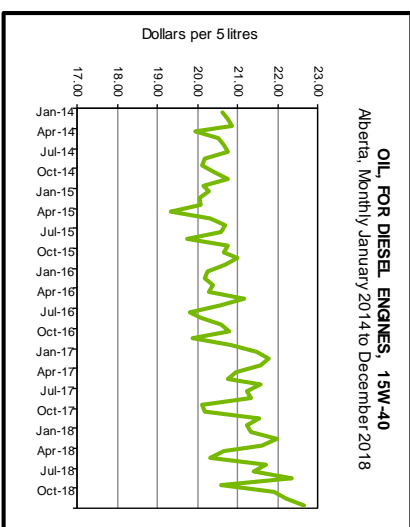
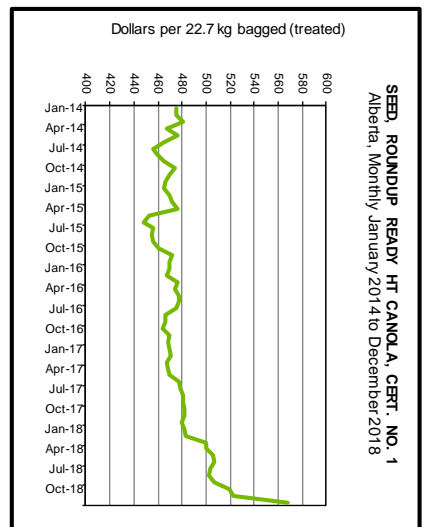
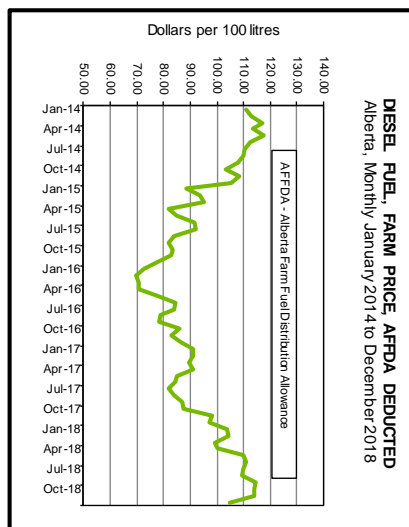
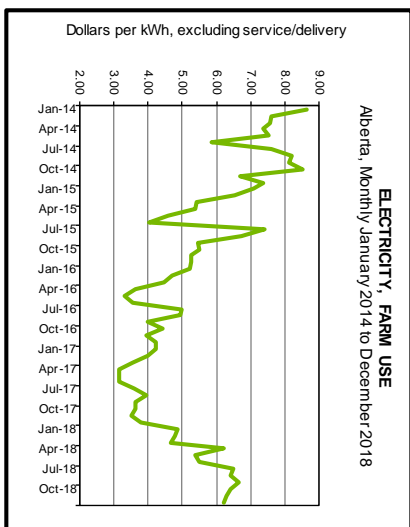
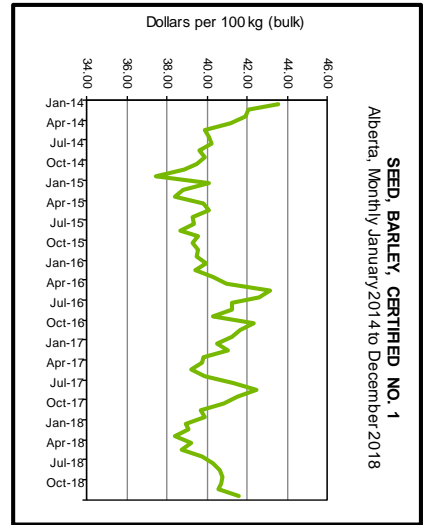
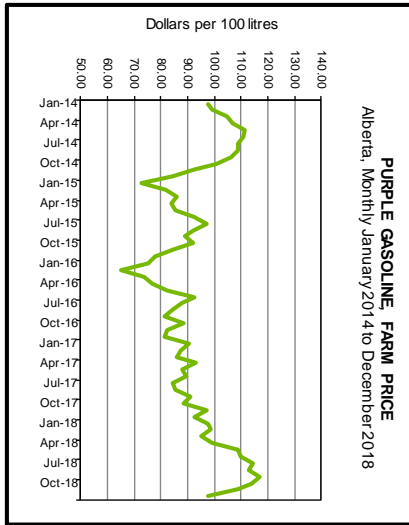
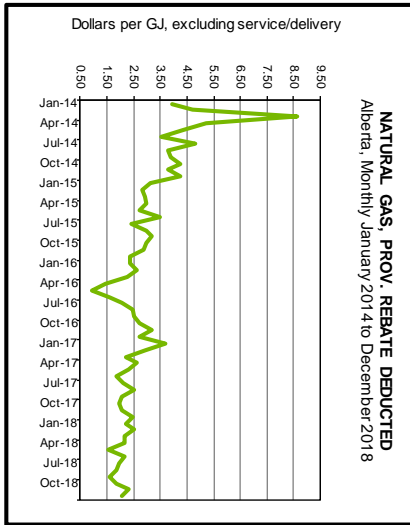
Source: Alberta Agriculture and Forestry, Economics and Competitiveness Branch, Statistics and Data Development Section

Average Monthly Farm Input Prices for Alberta - 2014 - 2018 (Simple Averages)



Source: Alberta Agriculture and Forestry, Economics and Competitiveness Branch, Statistics and Data Development Section

Average Monthly Farm Input Prices for Alberta - 2014 - 2018 (Simple Averages)



Source: Alberta Agriculture and Forestry, Economics and Competitiveness Branch, Statistics and Data Development Section