

**ARCHIVED**

# Sample Forms & Instructions

Alberta Municipal Affairs

2017

Oath of Returning Officer

Local Authorities Election Act (Section 16)

Note: The personal information on this form is being collected to support the administrative requirements of the local authorities election process and is authorized under section 16 (1) of the Local Authorities Election Act. The personal information will be managed in compliance with the privacy provisions of the Freedom of Information and Protection of Privacy Act.

If you have any questions concerning the collection of this personal information, please contact

(Title of the Responsible Official) (Business Phone Number)

LOCAL JURISDICTION: (1) , PROVINCE OF ALBERTA

ELECTION DATE: (2)

I, (3) , solemnly swear (affirm) (Name of person taking oath)

THAT I will diligently, faithfully and to the best of my ability execute according to law the office of Returning Officer;

THAT I will not communicate to any person any information obtained at an election or in the course of carrying out my duties as to the candidate or candidates for whom a person has voted, or at a vote on a bylaw or question, as to whether a person has voted for or against a bylaw or question;

THAT, where applicable, I will not communicate to any person any information obtained in the course of carrying out my duties as a returning officer; and

THAT I will in all respects maintain and aid in maintaining the absolute secrecy of the vote.

SWORN (AFFIRMED) before me

at the \_\_\_\_\_ of \_\_\_\_\_ .

in the Province of Alberta, (5)

this \_\_\_\_\_ day of \_\_\_\_\_ , 20 \_\_\_\_\_ .

(6) (Signature of Commissioner for Oaths)

(4) (Signature of Person Taking Oath)

IT IS AN OFFENCE TO SIGN A FALSE AFFIDAVIT

Ask the person if he/she wishes to either swear or affirm to the affidavit. If he/she wishes to swear, ask him/her to raise his/her right hand, and then ask him/her "Do you swear that the contents of this your affidavit are true, so help you God?" He/She responds by saying "I do" while holding his/her hand uplifted. If he/she wishes to affirm to the affidavit, ask him/her "Do you solemnly affirm and declare that the contents of this your affidavit are true?" The person responds by saying "I do".

5. Complete the jurat by printing the name of the place and the date on which the affidavit is made.

6. Sign the jurat. Indicate if you are administering the affidavit as a returning officer or as a commissioner for oaths by circling the appropriate position. If you are a commissioner for oaths, include your printed name and the date on which your appointment expires. The returning officer cannot administer his or her own oath.

PURPOSE

Form 1 serves as an affidavit, which is a statement made under oath. It contains statements that are verified by the oath of the person making the statement. Legal rights are therefore established. The importance of the affidavit is reflected in the Criminal Code which provides a maximum penalty of 14 years imprisonment for any person making a false affidavit.

Every returning officer is required to take the oath before performing his/her duties.

INSTRUCTIONS

- 1. Enter the complete and official name(s) of the local jurisdiction(s) for which the election is being conducted. For example, the election may be held for both council and school board, in which case both names will be printed.
2. Enter the date of the election.
3. Enter the name of the person making oath.
4. Ask the person to read and sign the affidavit. It is not necessary for the person to read the affidavit aloud. If the affidavit has already been signed, ask him/her if the signature is his/hers.

**Statement of Deputy,  
Enumerator and Constable**  
*Local Authorities Election Act*  
(Section 16)

**Note:** The personal information on this form is being collected to support the administrative requirements of the local authorities election process and is authorized under section 16(2) of the *Local Authorities Election Act*. The personal information will be managed in compliance with the privacy provisions of the *Freedom of Information and Protection of Privacy Act*. If you have any questions concerning the collection of this personal information, please contact

\_\_\_\_\_  
(Title of the Responsible Official) (Business Phone Number)

LOCAL JURISDICTION: \_\_\_\_\_ (1) , PROVINCE OF ALBERTA

ELECTION DATE: \_\_\_\_\_ (2)

I, \_\_\_\_\_ (3) , solemnly state  
(name of deputy, enumerator or constable)

THAT I will diligently, faithfully and to the best of my ability execute according to law the office of  
\_\_\_\_\_ (4) ;  
(office appointed to)

THAT I will not communicate to any person any information obtained at an election or in the course of carrying out my duties as to the candidate or candidates for whom a person has voted, or at a vote on a bylaw or question, as to whether a person has voted for or against a bylaw or question;

THAT, where applicable, I will not communicate to any person any information obtained in the course of carrying out my duties as a deputy, enumerator, or constable; and

THAT I will in all respects maintain and aid in maintaining the absolute secrecy of the vote.

\_\_\_\_\_  
(5)  
(Signature of Deputy, Enumerator or Constable)

**IT IS AN OFFENCE TO SIGN A FALSE STATEMENT**

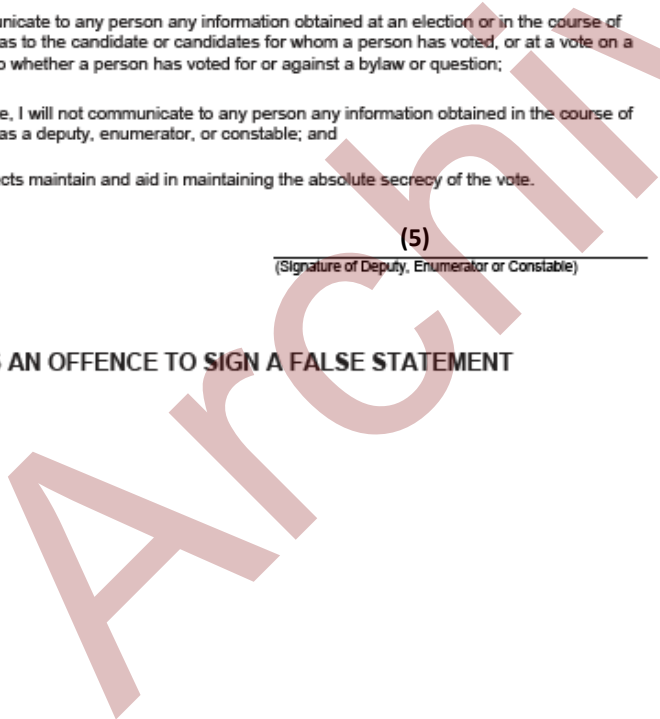
**PURPOSE**

Form 1A serves as a statement made under the Act. It contains statements that are agreed to by the person making the statement. Legal rights are therefore established.

Every deputy, presiding deputy, enumerator, or constable is required to make the statement before performing his duties.

**INSTRUCTIONS**

1. Enter the complete and official name(s) of the local jurisdiction(s) for which the election is being conducted. For example, the election may be held for both council and school board, in which case both names will be printed.
2. Enter the date of the election.
3. Enter the name of the person making oath.
4. Enter the appointed office (deputy, presiding deputy, enumerator, or constable) of the person making the statement.
5. Ask the person to read and sign the statement. It is not necessary for the person to read the statement aloud.



**Notice of Nomination Day**

*Local Authorities Election Act  
(Section 26)*

LOCAL JURISDICTION: (1) \_\_\_\_\_, PROVINCE OF ALBERTA

Notice is hereby given that Nomination Day is (2) \_\_\_\_\_ and that nominations for the  
(Date)

election of candidates for the following offices will be received at the location of the local jurisdiction

office set out below between the hours of (3) \_\_\_\_\_ and 12:00 Noon on Nomination Day.  
(Start Time)

Office(s)	Number of Vacancies	Ward or Electoral Division Number (If Applicable)
(4)		

Location (Address) of Local Jurisdiction Office:

(5) \_\_\_\_\_  
 \_\_\_\_\_  
 \_\_\_\_\_  
 \_\_\_\_\_

DATED at the (6) \_\_\_\_\_ of \_\_\_\_\_, in the

Province of Alberta, this \_\_\_\_\_ day of \_\_\_\_\_, 20\_\_\_\_.

(7) \_\_\_\_\_  
 (Returning Officer)

**PURPOSE**

Form 2 provides the wording required to give notice of nomination day for local jurisdictions other than summer villages (See Form 2SV).

Notice must be given at least once in each of the two weeks before nomination day, in a newspaper or other publication circulating in the area, or at least once the week before nomination day by mailing or delivering a notice to every residence in the local jurisdiction. When this has been complied with, the returning officer may publish, mail, and deliver additional notices and may give notice by any other method and as many times as the returning officer considers appropriate.

**INSTRUCTIONS**

1. Enter the complete and official name(s) of the local jurisdiction(s) for which nominations will be received.
2. Enter the date on which Nomination Day is being held. Nomination Day is four weeks before Election Day.
3. Enter the start time for receiving nominations on nomination day. Nominations may be received earlier than 10:00 a.m. if the elected authority has passed a bylaw, prior to June 30 of an election year, to do so.

4. Enter the names of the offices, the number of vacancies in each office, and the ward or electoral division number (if applicable) for which nomination papers are being received.
5. Enter the address of the location at which nomination papers will be received on nomination day. Additional information and directions may also be included to assist persons in finding the location.
6. Enter the name of the place and the date on which this information is being compiled.
7. Enter the name of the returning officer.

**Notice of Nomination Day  
for Summer Villages**

*Local Authorities Election Act  
(Sections 12, 28)*

LOCAL JURISDICTION: (1) \_\_\_\_\_, PROVINCE OF ALBERTA

Notice is hereby given that Nomination Day is (2) \_\_\_\_\_ and that nominations for the  
(Date)  
election of candidates for the following offices will be received between the hours of \_\_\_\_\_  
(Start Time)

and \_\_\_\_\_ at \_\_\_\_\_ (3) \_\_\_\_\_  
(End Time) (Location)

Office(s)	Number of Vacancies
(4) _____	
Cell1	

DATED at the (5) \_\_\_\_\_ of \_\_\_\_\_, in the  
Province of Alberta, this \_\_\_\_\_ day of \_\_\_\_\_, 20 \_\_\_\_\_.

(6) \_\_\_\_\_  
(Returning Officer)

**PURPOSE**

Form 2SV provides the wording required to give notice of nomination day for summer villages.

Notice must be given at least once in each of the two weeks before nomination day, in a newspaper or other publication circulating in the area, or at least once the week before nomination day, by mailing or delivering a notice to every residence in the local jurisdiction. When this has been complied with, the returning officer may publish, mail, and deliver additional notices and may give notice by any other method and as many times as the returning officer considers appropriate.

**INSTRUCTIONS**

1. Enter the complete and official name(s) of the local jurisdiction(s) for which nominations will be received.
2. Enter the date on which Nomination Day is being held. Nomination Day is four weeks before Election Day.
3. Enter the start time and location for receiving nominations on nomination day. The hours are established by council.
4. Enter the offices and the number of vacancies in each office for which nomination papers are being received.

5. Enter the name of the place and the date on which this information is being compiled.
6. Enter the name of the returning officer.

**Nomination Paper and Candidate's Acceptance**

*Local Authorities Election Act*  
 (Sections 12, 21, 22, 23, 27, 47, 68.1,  
 147.11, 147.2, 147.21, 151)  
*School Act (Section 44(4))*

**Note:** The personal information on this form is being collected to support the administrative requirements of the local authorities election process and is authorized under section 27 of the *Local Authorities Election Act*. The personal information will be managed in compliance with the privacy provisions of the *Freedom of Information and Protection of Privacy Act*.

If you have any questions concerning the collection of this personal information, please contact

\_\_\_\_\_  
 (Title of the Responsible Official) (Business Phone Number)

LOCAL JURISDICTION: \_\_\_\_\_, PROVINCE OF ALBERTA

We, the undersigned electors of \_\_\_\_\_, nominate  
 (Name of local jurisdiction and ward, if applicable)

\_\_\_\_\_ of  
 (Candidate Surname) (Given Names) **(1)**

\_\_\_\_\_ as a candidate at the election  
 (Complete Address and postal code)

about to be held for the office of \_\_\_\_\_  
 (Office Nominated for)

of \_\_\_\_\_  
 (Name of Local Jurisdiction)

Signatures of at least 5 **ELECTORS ELIGIBLE TO VOTE** in this election in accordance with sections 27 and 47 of the *Local Authorities Election Act* and section 44(4) of the *School Act* (if applicable). If a city or a board of trustees under the *School Act* passes a bylaw under section 27(2) of the *Local Authorities Election Act*, then the signatures of up to 100 electors eligible to vote may be required.

Printed Name of Elector	Complete Address and Postal Code of Elector	Signature of Elector

**(2)**

**PURPOSE**

Form 3 serves as an affidavit, which is a statement made under oath. It contains statements that are verified by the oath of the person, in this case the candidate, making the statement. Legal rights are therefore established. The importance of the affidavit is reflected in the Criminal Code which provides a maximum penalty of 14 years imprisonment for any person making a false affidavit.

The form also serves as a vehicle for the electors nominating the candidate to record their name, address, and signature. The reverse of the form may be used if more than five electors are nominating the candidate.

**INSTRUCTIONS**

1. The upper portion of the form should be complete when the form is submitted to you, however, check that it has been completed and that the names, addresses and signatures of at least five electors has been recorded.

2. **Section 28(3.01) requires the form be refused if not signed by at least five electors. The person who is nominated as a candidate is responsible for ensuring the nomination meets the requirements of the Act.**

**Note:** Because there is a requirement in section 28(6) to provide candidate information to the Deputy Minister, the returning officer will need to collect the mailing addresses for each candidate.

**Form and instructions continued on next page.**

**Candidate's Acceptance**

I, the above named candidate, solemnly swear (affirm)

- THAT I am eligible under sections 21 and 47 (and section 12, in the case of summer villages) of the *Local Authorities Election Act* and section 44(4) of the *School Act* (if applicable) to be elected to the office;
- THAT I am not otherwise disqualified under section 22 or 23 of the *Local Authorities Election Act*;
- THAT I will accept the office if elected;
- THAT I have read sections 12, 21, 22, 23, 27, 47, 88.1, 147.11, 147.2, 147.21 and 151 of the *Local Authorities Election Act* and section 44(4) of the *School Act* (if applicable) and understand their contents; and
- THAT I am appointing (3)  
(Name, Contact Information or Complete Address and Postal Code and Telephone Number of Official Agent) (if applicable) as my official agent.

Print name as it should appear on the ballot

(4)  
 (Candidate's Surname) (Given Names (may include nicknames, but not titles, i.e., Mr., Mrs., Dr.))

SWORN (AFFIRMED) before me

at the \_\_\_\_\_ of \_\_\_\_\_  
 in the Province of Alberta, (6)  
 this \_\_\_\_\_ day of \_\_\_\_\_, 20\_\_\_\_.

} \_\_\_\_\_ (5)  
 (Candidate's Signature)

(7)  
 (Signature of Returning Officer or Commissioner for Oaths)

**IT IS AN OFFENCE TO SIGN A FALSE AFFIDAVIT OR A FORM THAT  
 CONTAINS A FALSE STATEMENT**

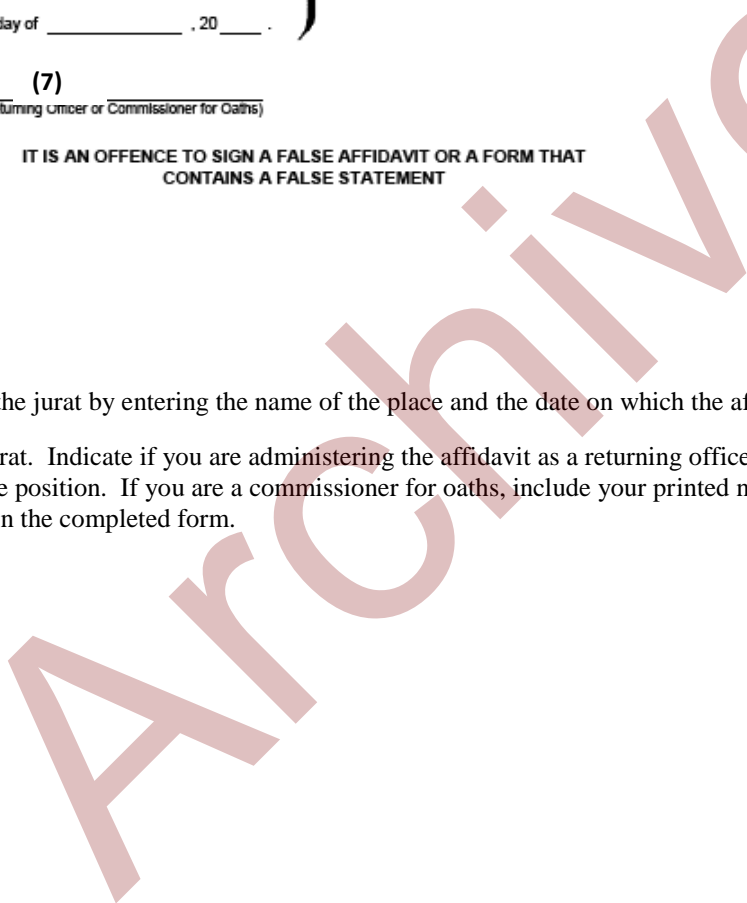
3. Ask the candidate if they are appointing an official agent and to provide that information.

4. Ask the candidate to print his name in the space provided. The name printed is the exact name that will be printed on the ballot. Ensure that the candidate is aware of this. A nickname, initials, or the true given name of the candidate is acceptable.

5. Ask the person to either swear or affirm to the affidavit. If he/she wishes to swear, ask him/her to raise his/her right hand, and then ask him/her "Do you swear that the contents of this your affidavit are true, so help you God?" He/She responds by saying "I do" while holding his/her hand uplifted. If he/she wishes to affirm to the affidavit, ask him/her "Do you solemnly affirm and declare that the contents of this your affidavit are true?" The person responds by saying "I do". Ask the person to sign the affidavit.

6. Complete the jurat by entering the name of the place and the date on which the affidavit is made.

7. Sign the jurat. Indicate if you are administering the affidavit as a returning officer or as a commissioner for oaths by circling the appropriate position. If you are a commissioner for oaths, include your printed name and the date on which your appointment expires. Retain the completed form.



**Notice of Election with List of Electors**

*Local Authorities Election Act  
(Sections 12, 35, 46, 53)*

LOCAL JURISDICTION: (1) , PROVINCE OF ALBERTA

Notice is hereby given that an election will be held for the filling of the following offices:

Office(s)	Number of Vacancies	Ward or Electoral Division Number (If Applicable)
(2)		

Voting will take place on the (3) day of (3) , 20 , between the hours of (Start Time) and (Closing Time) . Voting stations will be located at:

(4)

In order to vote, your name or the name of the person vouching for you, must appear on the list of electors. If your name does not appear on the list of electors, the person vouching for you must produce identification for inspection. The identification must be one or more of (5) (List acceptable forms of identification) as required by section 53 of the *Local Authorities Election Act* or local bylaw.

DATED at the (6) of , in the Province of Alberta, this (7) day of (7) , 20 .

(Returning Officer)

**PURPOSE**

Form 4 provides the wording required to give notice of an election when a list of electors is used. Notice must be given by publishing a notice at least once a week in each of the two weeks before election day in a newspaper or other publication circulating in the area, or by mailing or delivering a notice to every residence in the local jurisdiction at least one week before election day. When this has been complied with, the returning officer may publish, mail, and deliver additional notices and may give notice by any other method and as many times as the returning officer considers appropriate. This form may also be used as a guide in preparing a notice for advance vote. However notice of advance vote must be made at least one week before the advance vote date. Notice of election and notice of advance vote may be combined for publication, provided the publication timing requirements have been met.

**INSTRUCTIONS**

1. Enter the complete and official name(s) of the local jurisdiction(s) for which the election is being conducted.
2. Enter the names of the offices, the number of vacancies in each office, and (if applicable) the ward or electoral division number for which the election is being held.

3. Enter the date on which voting will take place and the start time and closing times for voting. Except for summer villages, voting hours are from 10 a.m. to 8 p.m., unless an elected authority has passed a bylaw prior to June 30 in a year in which an election is to be held, to open the voting station before 10 a.m. Voting hours for summer villages are 10 a.m. to 7 p.m.
4. Enter the locations of the voting stations. Additional information and directions may also be included to assist persons in finding the location. Maps are often used, depicting the voting subdivisions and voting station locations of the local jurisdiction.
5. List the acceptable forms of identification as required by Section 53 of the *Local Authorities Election Act* or local bylaw to be shown in order to vote. Please note that when an electors list is used and the electors name does not appear on it, the person who is on the list of electors and vouching for them must produce identification.
6. Enter the name of the place and the date on which this information is being compiled.
7. Enter the name of the returning officer.



**Notice of Election and Requirements  
for Voter Identification**

*Local Authorities Election Act  
(Sections 12, 35, 46, 53)*

LOCAL JURISDICTION: (1) \_\_\_\_\_, PROVINCE OF ALBERTA

Notice is hereby given that an election will be held for the filling of the following offices:

Office(s)	Number of Vacancies	Ward or Electoral Division Number (If Applicable)
(2) _____		
_____		
_____		
_____		
_____		

Voting will take place on the \_\_\_\_\_ day of \_\_\_\_\_, 20\_\_\_\_, between the hours of (3) \_\_\_\_\_ and \_\_\_\_\_ . Voting stations will be located at: (Closing Time)

(4) \_\_\_\_\_  
\_\_\_\_\_  
\_\_\_\_\_  
\_\_\_\_\_

In order to vote, you must produce identification for inspection. The identification must be one or more of (5) \_\_\_\_\_ (List acceptable forms of identification) as required by section 53 of the *Local Authorities Election Act* or local bylaw.

DATED at the (6) \_\_\_\_\_ of \_\_\_\_\_, in the Province of Alberta, this \_\_\_\_\_ day of \_\_\_\_\_, 20\_\_\_\_.

(7) \_\_\_\_\_  
(Returning Officer)

**PURPOSE**

Form 4A provides the wording required to give notice of election with elector identification. Notice must be given by publishing a notice at least once a week in each of the two weeks before election day in a newspaper or other publication circulating in the area, or by mailing or delivering a notice to every residence in the local jurisdiction at least one week before election day. When this has been complied with, the returning officer may publish, mail, and deliver additional notices and may give notice by any other method and as many times as the returning officer considers appropriate. This form may also be used as a guide in preparing a notice for advance vote. However notice of advance vote must be made at least one week before the advance vote date. Notice of election and notice of advance vote may be combined for publication, provided the publication timing requirements have been met.

**INSTRUCTIONS**

1. Enter the complete and official name(s) of the local jurisdiction(s) for which the election is being conducted.
2. Enter the names of the offices, the number of vacancies in each office, and (if applicable) the ward or electoral division number for which the election is being held.

3. Enter the date on which voting will take place and the start time and closing times for voting. Except for summer villages, voting hours are from 10 a.m. to 8 p.m., unless an elected authority has passed a bylaw prior to June 30 in a year in which an election is to be held, to open the voting station before 10 a.m. Voting hours for summer villages are 10 a.m. to 7 p.m.
4. Enter the locations of the voting stations. Additional information and directions may also be included to assist persons in finding the location. Maps are often used, depicting the voting subdivisions and voting station locations of the local jurisdiction.
5. List the acceptable forms of identification as required by Section 53 of the *Local Authorities Election Act* or by local bylaw to be shown in order to vote.
6. Enter the name of the place and the date on which this information is being compiled.
7. Enter the name of the returning officer.

**Notice of Vote on a Bylaw or Question**  
*Local Authorities Election Act*  
 (Sections 7, 12, 35, 46, 53)

LOCAL JURISDICTION: (1) , PROVINCE OF ALBERTA

Notice is hereby given that a vote of the electors will be held on the following:

(2)  
 (Specify Bylaw or Question to be voted on)

Voting will take place on the (3) day of (3) , 20 (3) , between the hours of (Start Time) and (Closing Time) . Voting stations will be located at:

(4)

In order to vote, your name or the name of the person vouching for you must appear on the list of electors, if any, and if your name does not appear on the list of electors, the person vouching for you must produce identification for inspection. If there is no list of electors, you must produce identification for inspection. The identification must be one or more of

(5)  
 (List acceptable forms of Identification)  
 as required by section 53 of the *Local Authorities Election Act* or local bylaw.

DATED at the (6) of (6) , in the Province of Alberta, this (6) day of (6) , 20 (6) .

(7)  
 (Returning Officer)

**PURPOSE**

Form 5 provides the wording required to give notice of vote on a bylaw or question. Notice must be given by publishing a notice at least once a week in each of the two weeks before voting day in a newspaper or other publication circulating in the area, or by mailing or delivering a notice to every residence in the local jurisdiction at least one week before voting day. When this has been complied with, the returning officer may publish, mail, and deliver additional notices and may give notice by any other method and as many times as the returning officer considers appropriate.

This form may also be used as a guide in preparing a notice for advance vote. However, notice of advance vote must be made at least one week before the advance vote date. Notice of voting day and advance voting day may be combined for publication purposes, provided the publication timing requirements have been met.

**INSTRUCTIONS**

1. Enter the complete and official name of the local jurisdiction for which the vote on a bylaw or question is being conducted.
2. Enter the wording, determined by resolution of the elected authority, for a vote on the bylaw or question. The wording will be the same as that printed on the ballot.

3. Enter the date on which voting will take place and the voting hours. On voting day, voting hours are 10 a.m. to 8 p.m. unless a bylaw has been passed prior to June 30 in the year in which an election is to be held, to open the voting station before 10 a.m., except for summer villages where voting hours are 10 a.m. to 7 p.m.
4. Enter the locations of the voting stations. Additional information and directions may also be included to assist persons in finding the location. Maps are often used, depicting the voting subdivisions and voting station locations of the local jurisdiction.
5. List the acceptable forms of identification as required by Section 53 of the *Local Authorities Election Act* or local bylaw to be shown in order to vote.
6. Enter the name of the place and the date on which this information is being compiled.
7. Enter the name of the returning officer.

**FORM 6**

**Ballot**

*Local Authorities Election Act*  
(Section 42, 43, 44)

**Ballot Form for Chief Elected Official (CEO)**

Election of CEO for the <u>(Local Jurisdiction)</u>	(List Names of Candidates Below)
	_____
	_____
	_____
This ballot shall not be marked for more than one (1) candidate.	

**Ballot Form For Other Offices**

Election of <u>(Office)</u>  For The <u>(Local Jurisdiction)</u>	(List Names of Candidates Below)
	_____
	_____
	_____
The maximum number of candidates that can be voted for is <u>(number)</u> .	

**PURPOSE**

Form 6 depicts the ballot format required for the office of the chief elected official, and for other offices. Information is provided to clarify that a separate ballot is required for each office; arranging the names on the ballot; and for indicating the number of candidates who can be voted for.

The wording on a ballot for a vote on a bylaw or question is determined by resolution of the elected authority.

When voting machines are used for taking votes, the elected authority may, by bylaw, determine the ballot form.

**Using Separate Ballots for Each Office**

A separate ballot must be used for:

- the office of chief elected official;
- the offices of councillors;
- the offices of school trustees.

**Ballot for a Vote on a Bylaw or Question**

The wording on a ballot for a vote on a bylaw or question must be determined by a resolution of the elected authority. The form of the ballot may be determined by a resolution of the elected authority, however, if no resolution is passed, the returning officer must determine the form.

**Arranging the Names on the Ballots**

The names of the candidates on each ballot must be arranged alphabetically in order of the surnames and, if two (2) or more candidates have the same surname, the names of those candidates must be arranged alphabetically in order of their given names.

If an elected authority passes a bylaw two (2) months before an election that provides that ballots be printed in as many lots as there are candidates for the office, section 43(3) of the *Local Authorities Election Act* applies.

**Indicating the Number of Candidates that can be Voted for**

Every ballot used in an election for a member of an elected authority must contain a brief explanatory note stating the maximum number of candidates that can be voted for in order not to make the ballot subject to being rejected, and every ballot used in an election for chief elected official must contain a brief explanatory note stating that the ballot shall not be marked for more than one (1) candidate.

**Ballots for Public or Separate Members**

Every ballot should indicate if the elector is voting for a public or separate candidate.

**Instructions for Electors**

*Local Authorities Election Act  
(Section 45)*

**To Vote:**

Mark each ballot by placing an "X" in the space provided on the right hand side opposite the name of the candidate(s) of your choice. The ballot indicates the maximum number of candidates that can be voted for. You may vote for less than the maximum number, but not for more.

**Examples of How to Mark Ballots**

Ballot Form for the Election of Chief Elected Official (CEO)

Election of CEO for the _____ (Local Jurisdiction)	Name One _____
	Name Two _____ <b>X</b>
	Name Three _____
	This ballot shall not be marked for more than one (1) candidate.

Ballot Form for Other Than the Election of the Chief Elected Official (CEO)

Election of _____ (Office)  For The _____ (Local Jurisdiction)	Name One _____
	Name Two _____ <b>X</b>
	Name Three _____ <b>X</b>
	Name Four _____
	Name Five _____ <b>X</b>
The maximum number of candidates that can be voted for is three (3).	

Fold each ballot so that your markings are concealed and the initials of the deputy who issued the ballot(s) are visible.

**After Marking Your Ballot(s)**

Hand the ballot(s) to the deputy supervising the ballot box. The deputy will, after verifying the initials on the ballot(s), deposit the ballot(s) in the ballot box or, at your request, return the ballot(s) to you for deposit in the ballot box.

You have now completed the voting process. Please leave the voting station.

**Bylaw or Question Ballot**

In the case of a ballot for a bylaw or question, mark the ballot by placing an "X" opposite either "For" or "Against" or opposite either "Yes" or "No".

**Spoiled Ballot(s)**

If you have marked your ballot in error, or defaced it in any way, you may return it and obtain a replacement from the deputy who gave it to you.

*If a ballot is torn, defaced, or otherwise dealt with by an elector so that the elector can be identified, the ballot is rejected and shall not be counted.*

**- A Person May Only Vote Once -  
It Is An Offence To Take A Ballot Out Of A Voting Station**

**PURPOSE**

Form 7 provides instructions to electors on the voting process.

The form must be posted within each voting compartment and at a conspicuous location within the voting station.

The form is often enlarged so that the print is more easily read by the elector.

FORM 7A

**Enumerator, Candidate or Official Agent Proof  
of Identification for Section 52 Access**  
*Local Authorities Election Act*  
(Section 52)

LOCAL JURISDICTION: \_\_\_\_\_, PROVINCE OF ALBERTA

ELECTION DATE: \_\_\_\_\_

VOTING SUBDIVISION OR WARD (If Applicable): \_\_\_\_\_ (1)

For the purposes of access authorized under section 52 of the *Local Authorities Election Act*, this

constitutes as identification for \_\_\_\_\_  
(Name)

of \_\_\_\_\_  
(Complete address and postal code)

serving in the capacity of \_\_\_\_\_  
(Office)

This appointment is in effect for the 20\_\_\_\_ campaign period.

Section 52 of the *Local Authorities Election Act* states that a person to whom an enumerator, a candidate, an official agent or a campaign worker on behalf of a candidate has produced identification that meets the requirements of the regulations, indicating that the person is an enumerator, a candidate, an official agent or a campaign worker shall not

- (a) obstruct or interfere with, or
- (b) cause or permit the obstruction or interference with

the free access of the enumerator, candidate, official agent or campaign worker to each residence in a building containing two (2) or more residences or to each residence in a mobile home park.

(3)

\_\_\_\_\_  
(Signature of Returning Officer or Deputy Returning Officer)

(2)

\_\_\_\_\_  
(Signature of Enumerator, Candidate, or Official Agent named above)

**PURPOSE**

Form 7A provides for proof of identification of an enumerator, candidate or official agent.

**INSTRUCTIONS**

1. The upper portion of the form should be completed when the form is submitted to you, however, check that it has been completed and that the jurisdiction, election date, voting subdivision or ward (if applicable), the name and address of the applicant and the offices they are to represent are complete. Also ensure that the campaign period has been completed.
2. Ask the enumerator, candidate or official agent if they are the person identified and, if so, have them sign the form.
3. As the returning officer or deputy returning officer, sign the form.

An enumerator, candidate or official agent must have this form available while conducting campaign business.

**Campaign Worker Proof of Identification**

*Local Authorities Election Act*  
(Section 52)

LOCAL JURISDICTION: \_\_\_\_\_, PROVINCE OF ALBERTA

ELECTION DATE: \_\_\_\_\_ (1)

VOTING SUBDIVISION OR WARD (If Applicable): \_\_\_\_\_

For the purposes of access authorized under section 52 of the *Local Authorities Election Act*, this constitutes as identification for \_\_\_\_\_ (Name)

of \_\_\_\_\_ (2)  
(Complete address and postal code)

serving in the capacity of \_\_\_\_\_ (Office)

This appointment is in effect for the 20 \_\_\_\_\_ campaign period.

Section 52 of the *Local Authorities Election Act* states that a person to whom an enumerator, a candidate, an official agent or a campaign worker on behalf of a candidate has produced identification that meets the requirements of the regulations, indicating that the person is an enumerator, a candidate, an official agent or a campaign worker shall not

- (a) obstruct or interfere with, or
- (b) cause or permit the obstruction or interference with

the free access of the enumerator, candidate, official agent or campaign worker to each residence in a building containing two (2) or more residences or to each residence in a mobile home park.

\_\_\_\_\_  
(3)  
(Candidate's Signature)

\_\_\_\_\_  
(4)  
(Campaign Worker's Signature)

**PURPOSE**

Form 7B provides for proof of identification of a campaign worker. The form is for use by the candidate and a campaign worker and not provided to the returning officer.

**INSTRUCTIONS**

1. The upper portion of the form should be completed by the returning officer before it is provided to the candidate for his/her use.
2. The candidate will ensure the name and address of the campaign worker and the offices they are to represent are complete and that the campaign period has been completed.
3. The campaign worker signs the form.
4. The candidate signs the form.

The campaign worker must have this form available while campaigning.

FORM 8

### Voting Register

Local Authorities Election Act  
(Sections 47, 53, 54, 59, 78)  
School Act (Section 44(4))

Note: The personal information on this form is being collected to support the administrative requirements of the local authorities election process and is authorized under section 1(b) of the Local Authorities Election Act. The personal information will be managed in compliance with the privacy provisions of the Freedom of Information and Protection of Privacy Act.

If you have any questions concerning the collection of this personal information, please contact

(Title of the Responsible Official) (Business Phone Number)

LOCAL JURISDICTION: (1) , PROVINCE OF ALBERTA

ELECTION DATE:

VOTING SUBDIVISION OR WARD (If Applicable): VOTING STATION:

**Statement of Elector Eligibility**

I, \_\_\_\_\_ of \_\_\_\_\_  
(Name of Elector) (Complete address and postal code)

am eligible to vote at the above mentioned election because:

- I have not voted before in this election;
- I am 18 years of age or older;
- I am a Canadian Citizen;
- I have resided in Alberta for the six (6) consecutive months immediately preceding Election Day;
- My place of residence is in the Voting Subdivision or Ward on Election Day;
- I have provided the required proof of eligibility as required by Section 53 of the Local Authorities Election Act or by local bylaw or I have been vouched for as to my eligibility by an elector; and
- I am eligible to vote for:

Where applicable: (Check [✓] One)  A Public School Trustee  A Separate School Trustee

(Signature of Elector)

**IT IS AN OFFENCE TO SIGN A FALSE STATEMENT**

**Deputy Returning Officer**

Deputy's Initials: \_\_\_\_\_

Voter Number: (3) \_\_\_\_\_

Identification Shown (4)

**Ballots Issued to Elector (Check [✓])**

(5)  Chief Elected Official  Public School Trustee  Bylaw or Question  
 Councillors  Separate School Trustee

<b>Objection to Person Voting</b>	Name of Candidate/Official Agent/R.O./Scrutineer Making Objection: _____ (6)
	Reason for Objection: _____
<b>Incapacitated Elector</b>	Ballot of Incapacitated Elector Was Marked By Another Person: (Check [✓]) <input type="checkbox"/>
	Reason: _____ (7)

### PURPOSE

Form 8 serves both as the statement made by the elector that he/she is eligible to vote, and as an account of the ballots issued to the elector and any other circumstances that pertain to the elector and are required to be noted. This form is specific to local jurisdictions other than summer villages (See Form 8SV).

A person who makes a false statement is guilty of an offence and is liable to imprisonment up to six months or a fine up to \$10,000, or to both a fine and imprisonment.

A separate form must be completed for each elector.

### INSTRUCTIONS

1. Enter the complete and official name(s) of the local jurisdiction(s) for which the election is being conducted, the date of the election and, if applicable, the voting subdivision or ward, and the voting station number. Preprinting this information onto the forms will save valuable time in the voting station.

2. Ask the elector to print his/her name and address in the spaces provided, read the statement, and sign it. The elector is not required to read the statement aloud.

Where applicable, the elector must also check if he/she is a public or separate school resident.

3. Enter the voter number in the space provided. Start with the number 1 for the first elector, and then for each elector thereafter, assign the next consecutive number. A separate form must be completed for each elector. Voter numbers may be preprinted in consecutive number order on each of the forms however, if this is done, ensure that consecutive number order is maintained to calculate the number of persons who registered to vote.
4. Check to indicate the elector has produced identification as required by Section 53 of the *Local Authorities Election Act* or by local bylaw.
5. Indicate the ballot(s) issued to the elector by checking the appropriate boxes. Fold and initial the ballots so that the initials are visible without opening the ballot. Hand the ballots to the elector and direct him/her to the voting compartment.
6. If a person who makes the statement is objected to by a candidate, official agent or scrutineer, note the objection by entering the name of the candidate, official agent or scrutineer making the objection and the reason for the objection, and then initial the objection in the space provided. If the returning officer believes that a person is not eligible to be an elector, the returning officer must note in the voting register the reason for the belief and initial it. The person may continue with the voting process.
7. If an elector is unable to mark his/her ballot in the usual manner because he/she is unable to read, or does not understand the English language, or is incapacitated by blindness or another physical condition, and is accompanied by a friend, the friend may assist the elector in marking his/her ballot as directed by the elector.

You must:

- Administer to the elector, the verbal Statement of Interpreter or Incapacitated Elector contained on Form 11, and complete that portion of the form.
- Administer to the friend of the elector, the Statement of Friend of Incapacitated Elector contained on Form 11. The statement is made on the same form on which the incapacitated elector made his/her statement.
- Enter a check in the box provided on the elector's Voting Register form to indicate his/her ballot(s) was marked by another person, and note the reason why it was so marked.
- Keep the completed Form 11 Statements with the elector's Voting Register form.

If the incapacitated elector is not accompanied by a friend, you may mark his/her ballot(s) in the manner directed by the elector. You do not have to make the Statement of Friend of Incapacitated Elector, however, the Incapacitated Elector section of the elector's Voting Register form must be completed.

Keep the completed voting register forms, along with any completed Form 11 Statements, stacked in consecutive number order to facilitate the calculation of the number of persons who registered to vote.

At the close of the voting station on election day, the presiding deputy **must** make a copy of each voting register in which an objection was noted. (Sections 54 and 90.)



**Voting Register  
for Summer Villages**

*Local Authorities Election Act  
(Sections 12, 47, 53, 54, 59, 78)*

Note: The personal information on this form is being collected to support the administrative requirements of the local authorities election process and is authorized under section 1(bb) of the Local Authorities Election Act. The personal information will be managed in compliance with the privacy provisions of the Freedom of Information and Protection of Privacy Act.

If you have any questions concerning the collection of this personal information, please contact:

\_\_\_\_\_  
(Title of the Responsible Official) (Business Phone Number)

LOCAL JURISDICTION: \_\_\_\_\_ (1) , PROVINCE OF ALBERTA

ELECTION DATE: \_\_\_\_\_

VOTING SUBDIVISION OR WARD (If Applicable): \_\_\_\_\_ VOTING STATION: \_\_\_\_\_

**Statement of Elector Eligibility**

I, \_\_\_\_\_ of \_\_\_\_\_  
(Name of Elector) (Complete address and postal code)

am eligible to vote at the above mentioned election because:

- I have not voted before in this election;
- I am 18 years of age or older;
- I am a Canadian Citizen;
- I have provided the required proof of eligibility as required by Section 53 of the *Local Authorities Election Act* or by local bylaw or I have been vouched for as to my eligibility by an elector; and
- I am named on the Certificate of Title as the person who owns property within the summer village, or the spouse or adult interdependent partner of the person named,  
or
- I have resided in Alberta for the six (6) consecutive months immediately preceding Election Day and my place of residence is in the Summer Village on Election Day.

(2)

\_\_\_\_\_  
(Signature of Elector)

**IT IS AN OFFENCE TO SIGN A FALSE STATEMENT**

**Deputy Returning Officer**

Deputy's Initials: \_\_\_\_\_

Voter Number: \_\_\_\_\_ (3)

Identification Shown (4)

Ballots Issued to Elector (Check [✓])

(5)  Chief Elected Official  Councillors  Bylaw or Question

<b>Objection to Person Voting</b>	Name of Candidate/Official Agent/R.O./Scrutineer Making Objection: _____ (6)
	Reason for Objection: _____
<b>Incapacitated Elector</b>	Ballot of Incapacitated Elector Was Marked By Another Person: (Check [✓]) <input type="checkbox"/>
	Reason: _____ (7)

**PURPOSE**

Form 8SV is the Voting Register form specific to summer villages. It serves both as the statement made by the elector that he/she is eligible to vote, and as an account of the ballots issued to the elector and any other circumstances that pertain to the elector and are required to be noted.

A person who makes a false statement is guilty of an offence and is liable to imprisonment up to six months or a fine up to \$10,000, or to both a fine and imprisonment.

A separate form must be completed for each elector.

**INSTRUCTIONS**

1. Enter the complete and official name(s) of the local jurisdiction(s) for which the election is being conducted, the date of the election and, if applicable, the voting subdivision or ward and the voting station number. Preprinting this information onto the forms will save valuable time in the voting station.

2. Ask the elector to print his/her name and address in the spaces provided and to read the statement. The elector is not required to read the statement aloud.

3. Enter the voter number in the space provided. Start with the number 1 for the first elector, and then for each elector thereafter, assign the next consecutive number. A separate form must be completed for each elector. Voter numbers may be preprinted in consecutive number order on each of the forms however, if this is done, ensure that consecutive number order is maintained.
4. Check to indicate the elector has produced identification as required by Section 53 of the *Local Authorities Election Act* or by local bylaw.
5. Indicate the ballot(s) issued to the elector by checking the appropriate boxes. Fold and initial the ballots so that the initials are visible without opening the ballot. Hand the ballots to the elector and direct him/her to the voting compartment.
6. If a person who makes the statement is objected to by a candidate, official agent or scrutineer, note the objection by entering the name of the candidate, official agent or scrutineer making the objection and the reason for the objection, and then initial the objection in the space provided. If the returning officer believes that a person is not eligible to be an elector, the returning officer must note in the voting register the reason for the belief and initial it. The person may continue with the voting process.
7. If an elector is unable to mark his/her ballot in the usual manner because he/she is unable to read, or does not understand the English Language, or is incapacitated by blindness or another physical condition, and is accompanied by a friend, the friend may assist the elector in marking the electors ballot as directed by the elector.

You must:

- Administer to the elector, the verbal Statement of Interpreter or Incapacitated Elector contained on Form 11, and complete that portion of the form.
- Administer to the friend of the elector, the Statement of Friend of Incapacitated Elector contained on Form 11. The statement is made on the same form on which the incapacitated elector made his/her statement.
- Enter a check in the box provided on the elector's Voting Register form to indicate his/her ballot(s) was marked by another person, and note the reason why it was so marked.
- Keep the completed Form 11 Statements with the elector's Voting Register form.

If the incapacitated elector is not accompanied by a friend, you may mark his/her ballot(s) in the manner directed by the elector. You do not have to make the Statement of Friend of Incapacitated Elector, however, the Incapacitated Elector section of the elector's Voting Register form must be completed.

Keep the completed voting register forms, along with any completed Form 11 Statements, stacked in consecutive number order to facilitate the calculation of the number of persons who registered to vote.

At the close of the voting station on election day, the presiding deputy **must** make a copy of each voting register in which an objection was noted. (Sections 54 and 90.)

**Statement of Voucher**

*Local Authorities Election Act*  
(Sections 12, 47, 53, 54, 59, 78)  
*School Act* (Section 44(4))

Note: The personal information on this form is being collected to support the administrative requirements of the local authorities election process and is authorized under section 53(2)(b) of the *Local Authorities Election Act*. The personal information will be managed in compliance with the privacy provisions of the *Freedom of Information and Protection of Privacy Act*.

If you have any questions concerning the collection of this personal information, please contact

\_\_\_\_\_  
(Title of the Responsible Official) (Business Phone Number)

LOCAL JURISDICTION: \_\_\_\_\_ (1) \_\_\_\_\_, PROVINCE OF ALBERTA

ELECTION DATE: \_\_\_\_\_

VOTING SUBDIVISION OR WARD (If Applicable): \_\_\_\_\_ VOTING STATION: \_\_\_\_\_

<b>Statement of Voucher</b>	
I, _____ (2) _____, of _____ (Name of Elector) (Complete address and postal code)	
state:	
<ul style="list-style-type: none"> <li>that I personally know the following who live(s) at the address(es) indicated:</li> </ul>	
Print Name	Print Residential Address
_____ (3) _____	_____
<ul style="list-style-type: none"> <li>that I am eligible to vote at the above-mentioned election;</li> <li>that my name properly appears on the list of electors for this voting station; and</li> <li>that I have provided the required proof of eligibility as required by section 53 of the <i>Local Authorities Election Act</i> or local bylaw; and</li> <li>that I truly believe the person(s) named above is (are) ordinarily resident at the address(es) listed above and is (are) eligible to vote at the above-mentioned election.</li> </ul>	
_____ (Signature of Voucher) (4)	
<b>IT IS AN OFFENCE TO SIGN A FALSE STATEMENT</b>	

<b>Deputy Returning Officer</b>	
Deputy's Initials: _____	
<input type="checkbox"/> Name of vouching elector appears on the list of electors for voting subdivision.	
<input type="checkbox"/> Identification Shown (5)	
<b>Objection to Person Vouching</b>	Name of Candidate/Official Agent/R.O./Scrutineer Making Objection: _____ (6)
	Reason for Objection: _____

**PURPOSE**

Form 8A serves as the statement made by an elector that another elector who is not on the List of Electors is eligible to vote, and as an account of the an objection to such action.

Due to differences in the rules of residency, this form is not be used in elections in Summer Villages.

A person who makes a false statement is guilty of an offence and is liable to imprisonment up to six months or a fine up to \$10,000, or to both a fine and imprisonment.

A separate form must be completed for each voucher.

**INSTRUCTIONS**

1. Enter the local jurisdiction name and number. Enter the date of the election and, if applicable, the voting subdivision or ward, and the voting station number.
2. Ask the voucher to print his/her name and address in the spaces provided.
3. Have the voucher print the names and addresses of the person(s) he/she is vouching for.
4. Ask the voucher to read the statement and sign the form.
5. Check to indicate the name of the person vouching appears on the list of electors and has produced the acceptable forms of identification as required by Section 53 of the *Local Authorities Election Act* or local bylaw.

6. If a person who makes the statement is objected to by a candidate, official agent or scrutineer, note the objection by entering the name of the candidate, official agent or scrutineer making the objection and the reason for the objection, and then initial the objection in the space provided. If the returning officer believes that a person is not eligible to be an elector, the returning officer must note in the voting register the reason for the belief and initial it. The person may continue with the voting process.

Keep the completed statement of voucher form with the completed Form 8, stacked in consecutive number order to facilitate the calculation of the number of persons who registered to vote.

At the close of the voting station on election day, the presiding deputy **must** make a copy of each voting register in which an objection was noted. (Sections 54 and 90.)

**Presiding Deputy's Certification and Statement on Completion of Ballot Count**

*Local Authorities Election Act  
(Sections 90, 91)*

LOCAL JURISDICTION: (1) \_\_\_\_\_, PROVINCE OF ALBERTA

ELECTION DATE: \_\_\_\_\_

VOTING SUBDIVISION OR WARD (If Applicable): \_\_\_\_\_

VOTING STATION: \_\_\_\_\_

I, (2) \_\_\_\_\_, certify that the number of persons who  
(Name of Presiding Deputy)

have this day signed the voting register to vote at this voting station is \_\_\_\_\_  
(Figures) (3)

\_\_\_\_\_  
(Words)

and that to the best of my knowledge and belief the entries in the voting register, which are required by law to be made, were correctly made.

(4)

\_\_\_\_\_  
(Signature of Presiding Deputy Returning Officer)

**IT IS AN OFFENCE TO SIGN A FALSE STATEMENT**

**PURPOSE**

Form 9 serves as the presiding deputy's certification and statement of the number of persons who registered to vote in the voting station, and that the entries made on the voting register forms were correctly made

A person who makes a false statement is guilty of an offence and is liable to imprisonment up to six months or a fine up to \$10,000, or to both a fine and imprisonment.

**INSTRUCTIONS**

1. Enter the complete and official name(s) of the local jurisdiction(s) for which the election is being conducted, the date of the election and, if applicable, the voting subdivision or ward and the voting station number.
2. Enter your name in the space provided.
3. Enter in figures and words, the number of persons who registered to vote at the voting station. This number is the total of all the completed voting register forms.
4. Read the statement and sign it in the space provided. The form will be placed in the ballot box along with all the other materials that are required to be placed in the ballot box.

**Statement of Scrutineer or Official Agent**

*Local Authorities Election Act*  
(Sections 16(2), 68.1, 69, 70)

**Note:** The personal information on this form is being collected to support the administrative requirements of the local authorities election process and is authorized under section 16(2), 68.1, 69 and 70 of the *Local Authorities Election Act*. The personal information will be managed in compliance with the privacy provisions of the *Freedom of Information and Protection of Privacy Act*. If you have any questions concerning the collection of this personal information, please contact

\_\_\_\_\_  
(Title of the Responsible Official) (Business Phone Number)

LOCAL JURISDICTION: (1) \_\_\_\_\_, PROVINCE OF ALBERTA

ELECTION DATE (OR VOTE ON A BYLAW OR QUESTION): \_\_\_\_\_

I, (2) \_\_\_\_\_,  
(Name of Scrutineer or Official Agent)

of \_\_\_\_\_  
(Complete address and postal code)

in the Province of \_\_\_\_\_, am at least 18 years of age and,

(a) For the purposes of an election, will act as scrutineer on behalf of \_\_\_\_\_  
for the office of \_\_\_\_\_ (Name of Candidate)  
(Office for which Candidate was Nominated)

OR

(b) For the purposes of a vote on a bylaw, will act as scrutineer for those persons who are interested in

(Check [✓] One)  promoting the passing of Bylaw No. \_\_\_\_\_  
 opposing the passing of Bylaw No. \_\_\_\_\_

OR

(c) For the purposes of a vote on a question, will act as scrutineer on behalf of those persons who are interested in

(Check [✓] One)  voting in the positive on the question set out.  
 voting in the negative on the question set out.

AND I will in all respects maintain and aid in maintaining the absolute secrecy of the vote.

(3)

\_\_\_\_\_  
(Signature of Scrutineer or Official Agent)

**IT IS AN OFFENCE TO SIGN A FALSE STATEMENT**

Note: Options are provided if a person is acting as scrutineer or official agent for the purpose of a vote on a bylaw or a question.

Retain the completed form. At post-vote procedures, the form will be placed in the ballot box along with all the other materials that are required to be placed in the ballot box.

**PURPOSE**

Form 10 serves as a statement made by a person or official agent who presents to the presiding deputy a written notice signed by a candidate, appointing the person to represent that candidate as his/her scrutineer at the voting station.

When the *Statement of Scrutineer* has been made by the person, he/she is then recognized by the presiding deputy as the scrutineer of the candidate.

The scrutineer is making a statement to act on behalf of the candidate, and to maintain the secrecy of the vote.

A person who makes a false statement is guilty of an offence and is liable to imprisonment up to six months or a fine up to \$10,000, or to both a fine and imprisonment.

**INSTRUCTIONS**

1. Enter the complete and official name of the local jurisdiction for which the election is being conducted, and the date of the election.
2. Ask the scrutineer or official agent to print his/her name and the name of the local jurisdiction in the spaces provided, and to read the statement. The statement is not required to be read aloud.
3. Ask the scrutineer or official agent to sign the form.

**Statement of Interpreter, Incapacitated Elector,  
Friend of Incapacitated Elector**

*Local Authorities Election Act  
(Section 72, 78)*

Note: The personal information on this form is being collected to support the administrative requirements of the local authorities election process and is authorized under section 72(2) and 78 of the Local Authorities Election Act. The personal information will be managed in compliance with the privacy provisions of the Freedom of Information and Protection of Privacy Act.

If you have any questions concerning the collection of this personal information, please contact

\_\_\_\_\_  
(Title of the Responsible Official) (Business Phone Number)

LOCAL JURISDICTION: (1) \_\_\_\_\_, PROVINCE OF ALBERTA

ELECTION DATE: \_\_\_\_\_

VOTING SUBDIVISION OR WARD (If Applicable): \_\_\_\_\_ VOTING STATION: \_\_\_\_\_

**Statement of Interpreter**

I, (2) \_\_\_\_\_ of \_\_\_\_\_  
(Name of Interpreter) (Complete address and postal code)

in the Province of Alberta, will faithfully read or translate such statements, questions and answers that the deputy returning officer may require to be read or translated at this election and I will keep secret all information which may come to me by virtue of being the interpreter for \_\_\_\_\_  
(Name of Elector)

\_\_\_\_\_  
(3) \_\_\_\_\_  
(Signature of Interpreter)

Deputy's  
Initials

**Statement of Incapacitated Elector** *Verbal Statement*

Are you (4) \_\_\_\_\_ of \_\_\_\_\_  
(Name of Incapacitated Elector) (Complete address and postal code)

in the Province of Alberta, unable to mark your ballot in the usual manner and you require assistance because of blindness, or you require assistance because of a physical condition?

*(Instructions to Deputy: Initial if the elector answers affirmatively to this question.)*

Deputy's  
Initials

**Statement of Friend or Relative of Incapacitated Elector**

I, (5) \_\_\_\_\_ of \_\_\_\_\_  
(Name of Friend or Relative of Incapacitated Elector) (Complete address and postal code)

in the Province of Alberta, am the friend or relative of \_\_\_\_\_  
(Name of Incapacitated Elector)

an incapacitated elector. I will read the ballot to my friend or relative, mark the ballot in accordance with the elector's instructions, and keep secret all information which may come to me by virtue of assisting the elector.

\_\_\_\_\_  
(Signature of Friend or Relative of Incapacitated Elector)

Deputy's  
Initials

(File With Elector's Voting Register Form)

**IT IS AN OFFENCE TO MAKE OR SIGN A FALSE STATEMENT**

- Ask the interpreter to enter in the spaces provided, his/her name and address, and the name of the elector he/she is interpreting for.
- Ask the interpreter to read the statement and sign it. It is not necessary for the interpreter to read the statement aloud. The interpreter may now act as interpreter for the elector.

To administer the Statement of Incapacitated Elector:

If the elector is unable to mark his/her own ballot in the usual manner because he/she is unable to read or is incapacitated by blindness or another physical condition, and he/she has brought a friend\* to mark his/her ballot as directed, both the incapacitated elector and his/her friend must make the required statements.

**PURPOSE**

Form 11 is used when an elector is unable to mark his/her own ballot in the usual manner because the person:

- is unable to read, or does not understand the English language, or
- is incapacitated by blindness or a physical condition, or
- requires an interpreter for translating purposes.

A person who makes a false statement is guilty of an offence and is liable to imprisonment up to six months or a fine up to \$10,000, or to both a fine and imprisonment.

**INSTRUCTIONS**

- Enter the complete and official name of the local jurisdiction(s) for which the election is being conducted, the date of the election and, if applicable, the voting subdivision or ward, and the voting station number.

To administer the Statement of Interpreter:

If the elector does not understand the English language, an interpreter may translate the statement as well as any question necessary for the proper purposes of the election put to the elector, and the elector's answers. Before acting as an interpreter, the interpreter is required to make the Statement of Interpreter.

Continued...

4. Enter the name of the incapacitated elector and his/her address in the spaces provided.

Read the Statement of Incapacitated Elector aloud to the elector. The elector responds by saying “Yes”.

Note on the elector’s Voting Register form (Form 8 or 8SV) that the ballot of the incapacitated elector is marked by another person by entering a check in the box provided, and the reason why it is so marked.

To administer the Statement of Friend of Incapacitated Elector:

5. Ask the friend to enter in the spaces provided, his/her name and address, and the name of the elector.

Ask the friend to read and sign the statement. It is not necessary for the friend to read the statement aloud. The friend may now assist the elector in the election process.

Keep the completed form with the elector’s Voting Register form.

\*Note: If the incapacitated elector is not accompanied by a friend, the deputy may mark his/her ballot(s) in the manner directed by the elector. You do not have to make the Statement of Friend of Incapacitated Elector, however, the Incapacitated Elector section of the elector’s Voting Register form must be completed.

Archived

**Note of Objection to a Ballot**  
**for (1)**  
(Name of Office, Bylaw or Question)  
*Local Authorities Election Act*  
(Section 87)

LOCAL JURISDICTION: **(2)** , PROVINCE OF ALBERTA

ELECTION DATE: \_\_\_\_\_

VOTING SUBDIVISION OR WARD (If Applicable): \_\_\_\_\_ VOTING STATION: \_\_\_\_\_

Objection Number	Name of Official Agent, Scrutineer or Candidate Making Objection	Reason for Objection
1.		
<b>(3)</b> 2.	<b>(4)</b>	<b>(5)</b>
3.		
4.		
5.		
6.		
7.		
8.		
9.		
10.		
11.		
12.		
13.		
14.		
15.		
16.		
17.		
18.		
19.		
20.		

**PURPOSE**

Form 12 serves as a record of any objection made by a candidate or his/her official agent or scrutineer to any ballot found in the ballot box.

Every objection made must be numbered, the corresponding number placed on the back of the ballot being objected to, and the ballot initialed by the deputy.

**INSTRUCTIONS**

1. Enter the name of the office, or the description of the bylaw or question for which the vote is being conducted.

It is common for a separate form to be used for each office.

2. Enter the complete and official name(s) of the local jurisdiction(s) for which the election is being conducted, the date of the election and, if applicable, the voting subdivision or ward, and the voting station number.

3. When an objection is made the deputy must start with the number 1 for the first objection made, and then for each objection made thereafter, assign the next consecutive number.

4. In the space provided, enter the name of the official agent, scrutineer or candidate making the objection.

5. In the space provided, enter the reason for the objection.

Record the corresponding number on the back of the ballot objected to and initial the ballot.

Note: The deputy decides any question arising out of the objection.



**Ballot Account and Result of Vote**

for **(1)**  
(Name of Office, Bylaw or Question)

Local Authorities Election Act  
(Sections 54, 88, 89)

LOCAL JURISDICTION: **(2)**, PROVINCE OF ALBERTA

ELECTION DATE: \_\_\_\_\_

VOTING SUBDIVISION OR WARD (If Applicable): \_\_\_\_\_ VOTING STATION: \_\_\_\_\_

**Result of Vote**

<b>(3)</b> Names of Candidates (or Question, or Description of Bylaw)	<b>(4)</b> Number of VALID Ballots Marked for Each Candidate (or For and Against on a Question or Bylaw)
(Continue on Reverse if Required)	

**Ballot Account**

(a) Number of Ballots Supplied	<b>(5)</b>		
(b) Number of Special Ballots Sent Out	+	<b>(6)</b>	= <b>(7)</b> *
(c) Valid Ballots		<b>(8)</b>	
(d) Valid Special Ballots Received	+		
(e) Rejected Ballots	+		
(f) Rejected Special Ballots	+	<b>(9)</b>	
(g) Spoiled Ballots	+	<b>(11)</b>	
(h) Unused Ballots	+		
(i) Ballots Not Accounted For	+	<b>(12)</b>	
(j) Special Ballots Not Returned	+		
(k) Total		<b>(18)</b>	= <b>(18)</b> *
<b>(14)</b>			
*Total number of ballots in (a) and (b) must equal (k), the total number of ballots in (c), (d), (e), (f), (g), (h), (i) and (j).			
Persons objected to under section 54	<b>(19)</b>		
Valid Ballots for:	Number of Ballots:	Valid Ballots for:	Number of Ballots:
Candidate <b>(23)</b>	<b>(24)</b>	Candidate	
Candidate		Candidate	
Candidate		Candidate	
Candidate		Candidate	
Candidate		Candidate	
Valid Ballots Objected to	<b>(10)</b>	Rejected Ballots On Which No Vote Was Cast by an Elector	<b>(13)</b>
DATED this <b>(20)</b> day of _____, 20__			
(Signatures of at least 2 Deputies)		(Signatures of Candidates/Official Agents/Scrutineers who desire to sign)	
<b>(21)</b>		<b>(22)</b>	

**(HAND THIS FORM TO THE RETURNING OFFICER)**

**PURPOSE**

Form 13 serves as an account of the results of the vote and of every ballot supplied to the voting station. The form is used for accounting for the ballots for a specific office, or for a question or bylaw.

**INSTRUCTIONS**

1. Enter the name of the office, or the description of the bylaw or question, for the ballots being accounted for.
2. Enter the complete and official name(s) of the local jurisdiction(s) for which the election is being conducted, the date of the election and, if applicable, the voting subdivision or ward, and the voting station number.
3. Enter the names of each candidate for that office, or if the vote is a vote on a bylaw or question, enter the description of the bylaw or question.
4. Opposite each name, or bylaw or question, enter the number of valid ballots marked for each candidate, or for or against a bylaw or question.

To complete the ballot account:

5. Enter the total number of ballots supplied to the voting station for that office.
6. Enter the number of Special Ballots sent out.

7. The total of (a) and (b) = (line 7).
8. Enter the number of valid ballots. Valid ballots are ballots marked by the electors which are acceptable, and therefore have been counted. The rules for determining void ballots are established in section 86 of the Act.
9. Enter the number of valid Special Ballots received.
10. From the number of valid ballots, count those that were objected to by a candidate or official agent, or scrutineer, and enter the number in the space provided. Note - this number is extracted from the count of total valid ballots to assist the returning officer in determining if a recount is necessary. This number is not used in the mathematical account of the ballots.

11. Enter the number of rejected ballots. Rejected ballots are void ballots as established in section 86 of the Act.
  12. Enter the number of rejected Special ballots.
  13. From the number of rejected ballots, count the rejected ballots on which no vote was cast by an elector. These are often referred to as the “blank” ballots. Enter the number in the space provided. Note - this number is extracted from the count of rejected ballots to assist the returning officer in determining if a recount is necessary.
  14. Count the number of spoiled ballots and enter the number in the space provided. Remember, the spoiled ballots are those ballots issued during voting hours that were returned to the deputy by the elector, and the elector received another ballot in place of the spoiled ballot.
  15. Count the number of unused ballots and enter the number in the space provided.
- Note: The Valid Ballots Objected To and the Rejected Ballots On Which No Vote Was Cast By An Elector have NOT been included in the count since these numbers have been extracted to assist the returning officer in determining if a recount is necessary.
16. If the totals are not equal because a ballot may have been inadvertently taken from the voting station, then item (i) Ballots Not Accounted For, is used to balance the account.
  17. Enter the number of Special Ballots not returned.
  18. To determine TOTAL Ballots ADD: (c), (d), (e), (f), (g), (h), (i) and (j). The sum total must equal the Number of Ballots Supplied and Special Ballots sent out (line 7).
  19. Enter the number of persons objected to under section 54.
  20. Enter the day, month, and year of the election.
  21. At least two deputies involved in the count must sign in the spaces provided.
  22. If candidates, official agents, or scrutineers wish to sign the form, they may do so in the spaces provided.
  23. List the name of each candidate.
  24. Enter the number of valid ballots for each candidate.

DO NOT place the form in the ballot box. HAND the form to the returning officer.

**Disclaimer Before A Complaint**

*Local Authorities Election Act  
(Section 144)*

**PURPOSE**

Form 14 is used when a person who has submitted his/her name as a candidate, gives notice that he/she is relinquishing his/her candidacy and any claim he/she may be entitled to make as to the legitimacy of his/her candidacy.

The form is used prior to the election for any complaint being made about the legitimacy of the candidacy.

The disclaimer delivered before the election or before the person disclaiming is complained of, relieves the person from all liability costs.

The disclaimer may be posted in the voting station on election day.

LOCAL JURISDICTION: \_\_\_\_\_, PROVINCE OF ALBERTA

I, \_\_\_\_\_, solemnly swear  
(Name of Person Disclaiming)

(affirm) that I disclaim all right to the office of \_\_\_\_\_ of  
\_\_\_\_\_ and all defence of any right I may have to it.  
(Name of Local Jurisdiction)

SWORN (AFFIRMED) before me

at the \_\_\_\_\_ of \_\_\_\_\_.

in the Province of Alberta

this \_\_\_\_\_ day of \_\_\_\_\_, 20\_\_\_\_.

} \_\_\_\_\_  
(Signature of Person Taking Oath)

\_\_\_\_\_  
(Signature of Returning Officer or Commissioner for Oaths)

**IT IS AN OFFENCE TO SIGN A FALSE AFFIDAVIT**

**Disclaimer After Application**

*Local Authorities Election Act*  
(Section 143)

LOCAL JURISDICTION: \_\_\_\_\_, PROVINCE OF ALBERTA

I, \_\_\_\_\_, on whom  
(Name of Person Disclaiming)

an application for judicial review for an order in the nature of quo warranto has been served for

the purpose of contesting my right to the office of \_\_\_\_\_

of \_\_\_\_\_,  
(Name of Local Jurisdiction)

solemnly swear (affirm) that I disclaim that office and all defence of any right I may have to it.

SWORN (AFFIRMED) before me

at the \_\_\_\_\_ of \_\_\_\_\_.

in the Province of Alberta

this \_\_\_\_\_ day of \_\_\_\_\_, 20\_\_\_\_.

\_\_\_\_\_  
(Signature of Person Taking Oath)

\_\_\_\_\_  
(Signature of Returning Officer or Commissioner for Oaths)

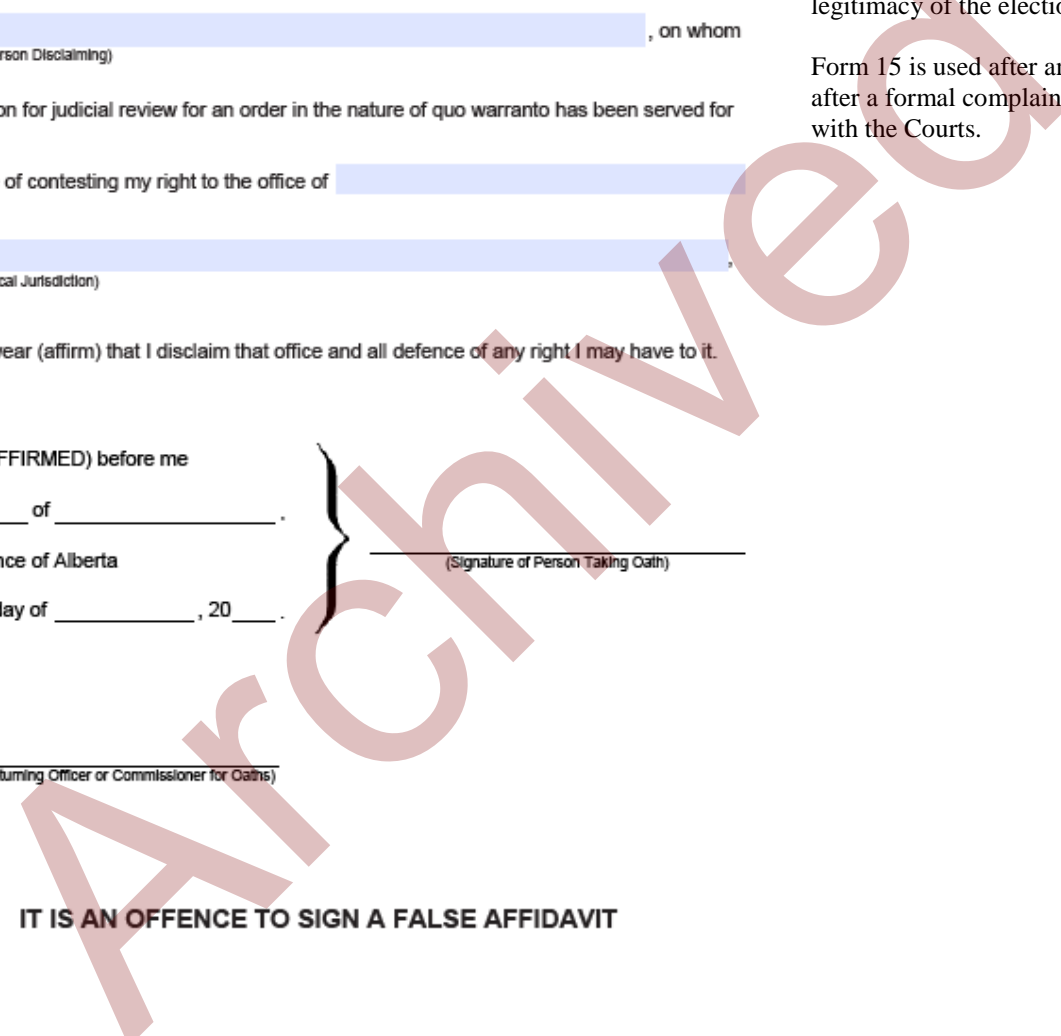
**IT IS AN OFFENCE TO SIGN A FALSE AFFIDAVIT**

**PURPOSE**

Form 15 serves the same purpose as Form 14 Disclaimer Before A Complaint, but is only used in response to a notice of motion being filed objecting to the validity of an election of a candidate.

The form gives notice the elected candidate is relinquishing his/her seat and any right of defence to the legitimacy of the election.

Form 15 is used after an election and after a formal complaint has been filed with the Courts.



**Request for Special Ballot Package**

*Local Authorities Election Act  
(Section 77.1)*

**Note:** The personal information on this form is being collected to support the administrative requirements of the local authorities election process and is authorized under section 77.1 of the *Local Authorities Election Act*. The personal information will be managed in compliance with the privacy provisions of the *Freedom of Information and Protection of Privacy Act*. If you have any questions concerning the collection of this personal information, please contact

\_\_\_\_\_  
(Title of the Responsible Official) (Business Phone Number)

LOCAL JURISDICTION: (1) \_\_\_\_\_, PROVINCE OF ALBERTA

ELECTION DATE: \_\_\_\_\_

VOTING SUBDIVISION OR WARD (if Applicable) \_\_\_\_\_

VOTING STATION: \_\_\_\_\_

I, \_\_\_\_\_ of  
(Printed First Name and Surname) (2) \_\_\_\_\_,  
(Complete address and postal code)

request a Special Ballot package which will include one of each of the following ballots:

- Please select:  A Public School Trustee  
 A Separate School Trustee  
 Chief Elected Official  
 Councillors  
 Bylaw or Question

(3)

Please select one: (Election official to fill in if application is made by telephone.)

- I would like my Special Ballot package sent by regular mail to the following address:  
 \_\_\_\_\_  
 (Complete address to which the application will be mailed, including the postal code)
- I will arrange for my Special Ballot package to be picked up during regular office hours. I would like my package held for pick-up.  
 \_\_\_\_\_  
 (Date of Request)

Contact Telephone Number: (5) \_\_\_\_\_ Contact Email Address: \_\_\_\_\_

- Reason why a special ballot is requested:  physical incapacity  
 absence from the local jurisdiction  
 being a returning officer, deputy returning officer, constable, candidate, official agent or scrutineer who may be located on election day at a voting station other than that for the elector's place of residence

(6)

**PURPOSE**

Form 16 serves as an account of the ballots issued and the reason that the special ballot package is requested. Section 77.1(1) defines reasons: unable to vote at an advance vote or at the voting station on election day because of physical incapacity, absence from the local jurisdiction, or being a returning officer, deputy returning officer, constable, candidate, official agent or scrutineer who may be located on election day at a voting station other than that for the elector's place of residence.

A separate form must be completed for each elector.

**INSTRUCTIONS**

1. Enter the complete and official name of the jurisdiction for which the election is being conducted, the date of the election and, if applicable, the voting subdivision or ward and the voting station number. Preprinting this information onto the forms will save time.
2. Ensure that the elector's name and complete address and postal code are printed on the form.
3. Ensure that the ballots issued are as identified by the checked boxes.
4. Ensure that the elector requesting the special ballot package has indicated whether the package should be mailed or picked up, and note the date of the request.

5. Ensure the electors contact telephone number and email address are listed, if applicable.

6. Ensure the reason for the request (as stated above) are indicate this on the form.

**Special Ballot Package**

*Local Authorities Election Act  
(Section 77.1, 77.2)*

**PURPOSE**

Form 17 provides instructions to municipal staff on compiling ballots for the special ballot package to be sent to an elector.

**Special Ballot**

**Special Ballot Form for Chief Elected Official**

Election of CEO for the  _____ (Local Jurisdiction)	(List Names of Candidates below if known prior to Application for Special Ballot in the following Ballot Format)
	_____
	_____
	_____
This ballot shall not be marked for more than one (1) candidate.	

**Special Ballot Form for Other Elected Offices**

Election of _____ (Office)  For The _____ (Local Jurisdiction)	(If Application for Special Ballot is sent prior to Special Ballots being printed with List of Candidates Names, use the following Ballot Format)
	Print the name(s) of the candidates on the lines below:
	I vote for: _____ _____
	The maximum number of candidates that can be voted for is _____.

**Using Separate Ballots for Each Office**

A separate ballot must be used for:

- the office of chief elected official;
- the offices of councillors;
- the offices of school trustees;
- any questions.

**Ballot for a Vote on a Bylaw or Question**

The wording on a ballot for a vote on a bylaw or question must be determined by a resolution of the elected authority. The form of the ballot may be determined by a resolution of the elected authority, however, if no resolution is passed, the returning officer must determine the form in accordance with section 44 of the *Local Authorities Election Act*.

**Arranging the Names on the Ballots**

The names of the candidates on each ballot must be arranged alphabetically in order of the surnames and, if two (2) or more candidates have the same surname, the names of those candidates must be arranged alphabetically in order of their given names.

If an elected authority passes a bylaw two (2) months before an election that provides that ballots be printed in as many lots as there are candidates for the office, section 43(3) of the *Local Authorities Election Act* applies.

**Indicating the Number of Candidates That can be Voted for**

Every ballot used in an election for a member of an elected authority must contain a brief explanatory note stating the maximum number of candidates that can be voted for in order not to make the ballot subject to being rejected, and every ballot used in an election for chief elected official must contain a brief explanatory note stating that the ballot shall not be marked for more than one (1) candidate.

**Ballots for Public or Separate Members**

Every ballot should indicate if the elector is voting for a public or separate candidate.

### Special Ballot Voting Instructions

*Local Authorities Election Act*  
(Section 77.1, 77.2)

#### Special Ballot Voting Instructions

You are eligible to complete a Special Ballot if you are unable to vote at an advance voting station or at the voting station on Election Day due to:

- physical incapacity;
- absence from the local jurisdiction; or
- being a returning officer, deputy returning officer, constable, candidate, official agent or scrutineer who may be located on Election Day at voting station other than that for the elector's place of residence.

1. With a pen or pencil, mark the ballot by printing in the space provided the name of the candidate(s) of your choice if a blank ballot, or mark an "X" in the space provided on the right hand side opposite the name of the candidate(s) of your choice. The ballot indicates the maximum number of candidates that can be voted for. You may vote for less than the maximum number, but not for more.
2. Place all ballot(s), marked or not, in the Special Ballot Envelope and seal the envelope.
3. Place the Special Ballot Envelope in the Special Ballot Certificate Envelope.
4. Complete and sign Part I of the Special Ballot Certificate Envelope and seal the envelope.
5. Attach a photocopy of your identification to the Special Ballot Certificate Envelope. Your identification must be one or more of (1)  
(List Acceptable Forms of Identification) as required by section 53 of the *Local Authorities Election Act* or local bylaw.
6. Place the Special Ballot Certificate Envelope in the Outer Mailing Envelope and seal the envelope.
7. It is your responsibility to ensure that this Outer Mailing Envelope, complete with all prescribed contents, arrives at the office of the returning officer prior to (2) on Election Day, which is:  
Election Day: (Day) (Month) (Year) (Date to be entered by Returning Officer)
8. Failure to complete any of these steps may invalidate your ballot.

### PURPOSE

Form 18 provides instructions to electors on voting by special ballot.

The form must be included in the special ballot package.

Note: The date of election day must be filled in before this form is included in the special ballot package.

### INSTRUCTIONS

1. Ensure that the acceptable forms of identification as required by Section 53 of the *Local Authorities Election Act* or local bylaw are listed.
2. Ensure that time and date for receipt of the special ballot is clearly stated noting any resolution passed setting an earlier time and date than the close of the voting station.

Special Ballot Certificate Envelope

Local Authorities Election Act (Sections 47, 53, 77.1, 77.2)

Note: The personal information on this form is being collected to support the administrative requirements of the local authorities election process and is authorized under section 53 and 77.2 of the Local Authorities Election Act. The personal information will be managed in compliance with the privacy provisions of the Freedom of Information and Protection of Privacy Act.

If you have any questions concerning the collection of this personal information, please contact

(Title of the Responsible Official) (Business Phone Number)

LOCAL JURISDICTION: (1), PROVINCE OF ALBERTA

ELECTION DATE:

VOTING SUBDIVISION OR WARD (Applicable): VOTING STATION:

Part I To be completed by Elector

Statement of Elector Eligibility
I, (3) of (Complete address and postal code)
am eligible to vote at the above mentioned election because:
• I have not voted before in this election;
• I am 18 years of age or older;
• I am a Canadian Citizen;
(a) I have resided in Alberta for the six (6) consecutive months immediately preceding Election Day; and my place of residence is in the Voting Subdivision or Ward on Election Day;
or
(b) I am named on the Certificate of Title as the person liable to pay property taxes for property within the summer village or I am the spouse or adult interdependent partner of the person named;
• I have provided the required proof of eligibility as required by Section 53 of the Local Authorities Election Act or by local bylaw;
• I am entitled to receive a Special Ballot in accordance with sections 77.1 and 77.2 of the Local Authorities Election Act because I will not be able to attend advance voting stations, if any, or the voting station established for my local jurisdiction, due to physical incapacity, absence from the local jurisdiction or being a returning officer, deputy returning officer, constable, candidate, official agent or scrutineer.
I declare that the above statements are true.
DATED at (4) this day of , 20
(Complete address and postal code, where Special Ballot Certificate Envelope is received)
(Signature of Elector)
IT IS AN OFFENCE TO SIGN A FALSE STATEMENT

Part II To be completed by Returning Officer

Check [✓]:
Name of the individual recorded on the front of envelope is recorded in the Special Ballot Voting Register. Special Ballot Certificate Envelope IS NOT opened because:
Part I is properly completed. OR Part I is not properly completed,
Elector's identification meets the requirements of section 53 of the Local Authorities Election Act or local bylaw. Elector's identification does not meet the requirements of section 53 of the Local Authorities Election Act or local bylaw, or
Special Ballot Certificate Envelope IS accepted. Received after the close of voting stations on Election Day.
(5)
(Date and Time Received) (Initials of Returning Officer)

PURPOSE

Form 19 serves as the statement made by the elector that he/she is eligible to vote and any other circumstances that pertain to the elector and are required to be noted. This form is specific to voting by special ballot.

A person who makes a false statement is guilty of an offence and is liable to imprisonment up to six months or a fine up to \$10,000, or to both a fine and imprisonment.

A separate form must be completed for each elector.

INSTRUCTIONS

1. Enter the complete and official name(s) of the local jurisdiction(s) for which the election is being conducted, the date of the election and, if applicable, the voting subdivision or ward and the voting station number. Preprinting this information onto the forms will save valuable time in the voting station.

2. If elector identification is not attached to the Special Ballot Certification Envelope, treat the envelope as a rejected Special Ballot and indicate by writing 'no identification' and initial.

3. Ensure the elector has printed his/her name and address in the spaces provided.

4. Ensure that the elector has filled in the address where the special ballot was received by the elector, dated and signed the form.

5. Record the date and time the special ballot was received and initial the form.

Keep the completed special ballot forms where the special ballot was NOT opened because the returning officer determined no identification was attached, that Part 1 of the certificate was not properly completed, or the special ballot was received late, to facilitate determining the number of ballots that were rejected.



**Declaration of Valid or Rejected  
Special Ballot Certificates**

*Local Authorities Election Act  
(Section 77.2)*

\_\_\_\_\_  
(Name of Person Appointed by the Minister of Municipal Affairs)

LOCAL JURISDICTION: \_\_\_\_\_ (1) \_\_\_\_\_, PROVINCE OF ALBERTA

ELECTION DATE: \_\_\_\_\_

VOTING SUBDIVISION OR WARD (If Applicable): \_\_\_\_\_ VOTING STATION: \_\_\_\_\_

**Questionable Certificates by Returning Officer**

Number of Questionable Certificates \_\_\_\_\_ (2)

DATED this \_\_\_\_\_ day of \_\_\_\_\_, 20\_\_\_\_.

\_\_\_\_\_  
(Signature of Returning Officer) (3)

\_\_\_\_\_  
(Signature of Appointed Official) (4) \_\_\_\_\_  
(Date)

**Certificates Reviewed by Appointed Official**

(a) Number of Questionable Certificates \_\_\_\_\_ (5)

(b) Valid Certificate Envelopes \_\_\_\_\_ (6)

(c) Rejected Certificate Envelopes + \_\_\_\_\_ (7)

\* Total Certificates = \_\_\_\_\_ (8)

\*Total Certificates in (b) and (c) must equal number in (a).

DATED this \_\_\_\_\_ day of \_\_\_\_\_, 20\_\_\_\_.

\_\_\_\_\_  
(Signature of Reviewer) (9)

\_\_\_\_\_  
(Signature of Appointed Official) (10) \_\_\_\_\_  
(Date)

**(SUBMIT THIS FORM TO THE RETURNING OFFICER)**

\*A copy of this form must be submitted to the local jurisdiction and the Minister of Municipal Affairs.

**PURPOSE**

Form 20 provides for the returning officer to forward any questionable special ballot certificate envelopes to a person appointed by the Minister of Municipal Affairs and to determine if the certificate envelope is valid.

**INSTRUCTIONS**

1. Enter the complete and official name(s) of the local jurisdiction(s) for which the election is being conducted, the date of the election and, if applicable, the voting subdivision or ward and the voting station number.
2. Enter the number of questionable certificates and the date.
3. Signature of the returning officer.
4. Signature of Appointed Official.
5. The number of questionable certificates should match the number in (2).
6. Upon review of the certificate envelopes by the person appointed by the Minister, if it is determined that there are valid certificates, indicate so in (b).

7. If it is determined by the person appointed by the Minister that the certificate envelope is rejected, indicate so in (c).
8. The total certificates in (b) and (c) must equal (a).
9. Signature of reviewer of the questionable certificate(s).
10. Signature of the person appointed by the Minister and the date.

**Campaign Disclosure Statement  
and Financial Statement**

*Local Authorities Election Act  
(Sections 147.11, 147.3, 147.4)*

MUNICIPALITY: (1) \_\_\_\_\_, PROVINCE OF ALBERTA  
 Full Name of Candidate: (2) \_\_\_\_\_  
 Candidate's Mailing Address: (3) \_\_\_\_\_, Alberta  
 Postal Code \_\_\_\_\_

**NOTE:**

If a candidate's entire election campaign is funded exclusively out of the candidate's own funds and the candidate's funds are not more than \$10,000, under Section 147.11 of the *Local Authorities Election Act*, the candidate is not required to file this document or open and deposit the funds into a campaign account.

This form, including any contributor information from line 2, is a public document.

**Campaign Period Revenue**

**CAMPAIGN CONTRIBUTIONS:**

1. Total amount of contributions of \$100.00 or less	\$	(4)
2. Total amount of all contributions of \$100.01 and greater, together with the contributor's name and address (attach listing and amount)	\$	
<b>NOTE:</b> For lines 1 and 2, include all money and valued personal property, real property or service contributions.		
3. Deduct total amount of contributions returned	\$	
4. NET CONTRIBUTIONS (line 1 + 2 - 3)	\$	

**OTHER SOURCES:**

5. Total amount contributed out of candidate's own funds	\$	
6. Total net amount received from fund-raising functions	\$	
7. Transfer of any surplus or deficit from a candidate's previous election campaign	\$	
8. TOTAL OTHER SOURCES (add lines 5, 6 and 7)	\$	
9. Total Campaign Period Revenue (add lines 4 and 8)	\$	(5)

**Campaign Period Expenditures**

10. Campaign Period Expenses	Paid \$	Unpaid \$	TOTAL \$	(6)
------------------------------	---------	-----------	----------	-----

**Campaign Period Surplus (Deficit)**

(deduct line 10 from line 9)	\$	(7)
------------------------------	----	-----

**ATTESTATION OF CANDIDATE**

This is to certify that to the best of my knowledge, this document and all attachments accurately reflect the information required under section 147.4 of the *Local Authorities Election Act*.

(8) \_\_\_\_\_  
 Signature of Candidate Date

Forward the signed original of this document to the address of the municipality in which the candidate was nominated for election.

**IT IS AN OFFENCE TO SIGN A FALSE STATEMENT**

**PURPOSE**

Form 21 is used by the candidate to declare campaign contributions and expenses and the resulting surplus or deficit.

A person who contravenes section 147.4 and who fails to comply within 30 days of the time period provided and pay the municipality a late filing fee of \$500 is guilty of an offence and liable to a fine of not more than \$5000.

**INSTRUCTIONS**

1. Enter the complete and official name of the local jurisdiction for which the election was conducted.
2. Enter the candidate name as it was entered on the Nomination Form.
3. Enter the candidate's complete mailing address and postal code.
4. Enter the amounts as indicated.
5. The Total Campaign Period Revenue is the total of the contributions, (include all money and valued personal property, real property or service contributions) any self funded amounts, any donations from fund-raising functions and any surplus or deficit brought forward from a previous campaign period.
6. Enter the amount of paid and unpaid expenses, then the total expenses for the campaign period.
7. Deduct the total expenses from the total campaign revenue to determine the surplus or deficit.