

Government of Alberta

Alberta Government: Public Sector Labour Negotiations

October 7th, 2013

Prepared by:
NRG Research Group

Andrew Enns, President

204-989-8986
aenns@nrgresearchgroup.com

enrg RESEARCH GROUP



Suite 191—360 Main Street
Winnipeg, MB R3C 3Z3

Methodology

- NRG Research Group (NRG) was contracted by the Government of Alberta to conduct a representative and statistically reliable survey of adult residents of Alberta. The methodology used to administer was live agent telephone interviewing.
- The primary focus of the survey was to examine opinions with regard to options available to the Government of Alberta in its labour negotiations with government employees. NRG developed a survey in consultation with Alberta government staff. The final approved survey was programmed into NRG computer assisted telephone interviewing software. The survey took on average 10 minutes to complete with respondents.
- NRG developed the sample frame for the study. This consisted of a sampling of listed phone numbers along with the inclusion of randomly generated 7-digit numbers to allow for unlisted numbers. The interviewing began on Tuesday, October 1st and concluded Saturday, October 6th, 2013.
- A total of 802 interviews were conducted. Five regional quotas were set within the survey area (Alberta) to ensure a representative distribution of interviews was gathered. At the conclusion of data collection, the results were weighted by gender and age using 2011 census data to ensure the resulting sample was demographically representative of the province of Alberta
- A quantitative study consisting of 802 cases, in theory, results in data that has a confidence interval of +/-3.5% 19 times out of 20.

Sample Characteristics

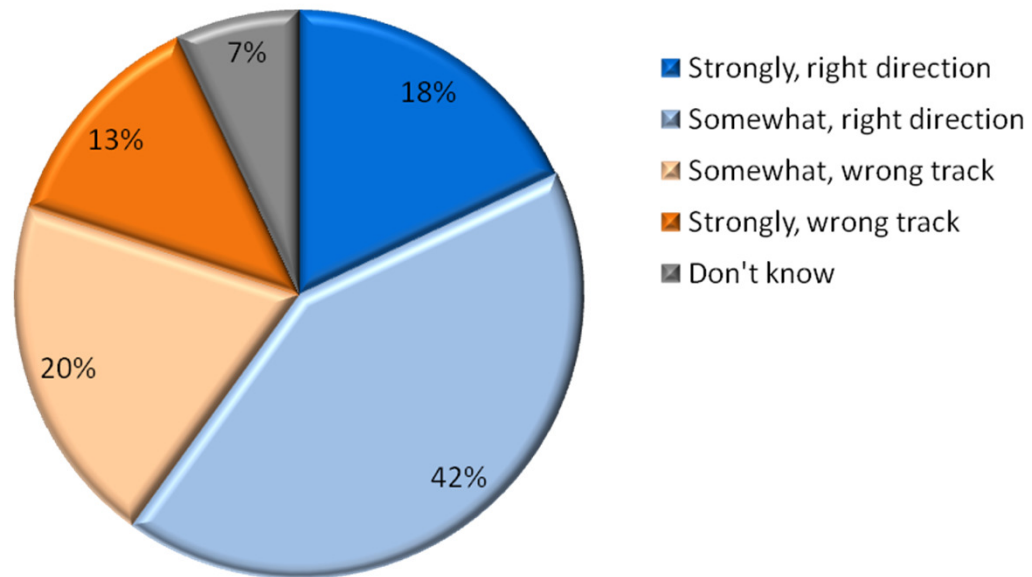
	% (n=802)		% (n=802)
Gender		Membership in a Union	
Male	50	Yes, public sector	13
Female	50	Yes, private sector	6
Age		No	78
18-34	32	Household Income	
35-54	40	Less than \$40,000	15
55+	27	\$40,000 to less than \$80,000	25
Region		\$80,000 to less than \$125,000	25
North Alberta	10	\$125,000 or more than	23
Edmonton	32		
Central Alberta	12		
Calgary	33		
South Alberta	13		

General Mood and Impression of Alberta Government's Fiscal Situation

Mood and Impression of Alberta Government's Fiscal Situation

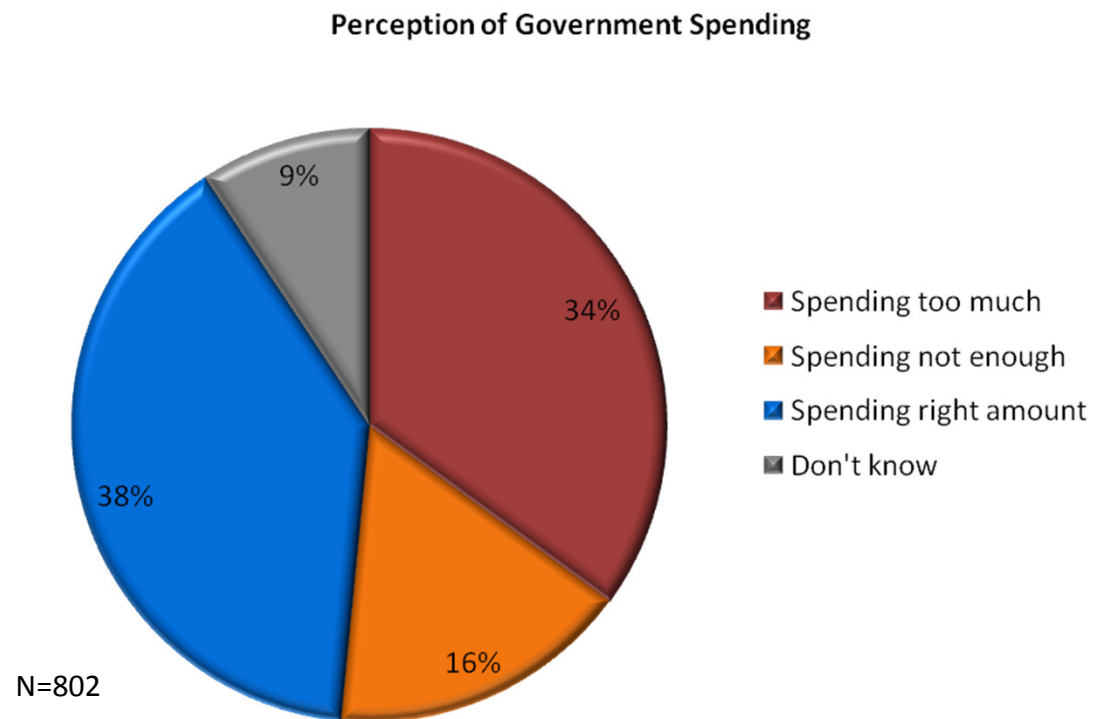
Q1. Thinking about things generally in Alberta, would you say the province is heading in the right direction overall or has it gotten off on the wrong track? [IF ANSWER] Do you feel strongly or just somewhat about that?

Mood of Respondents

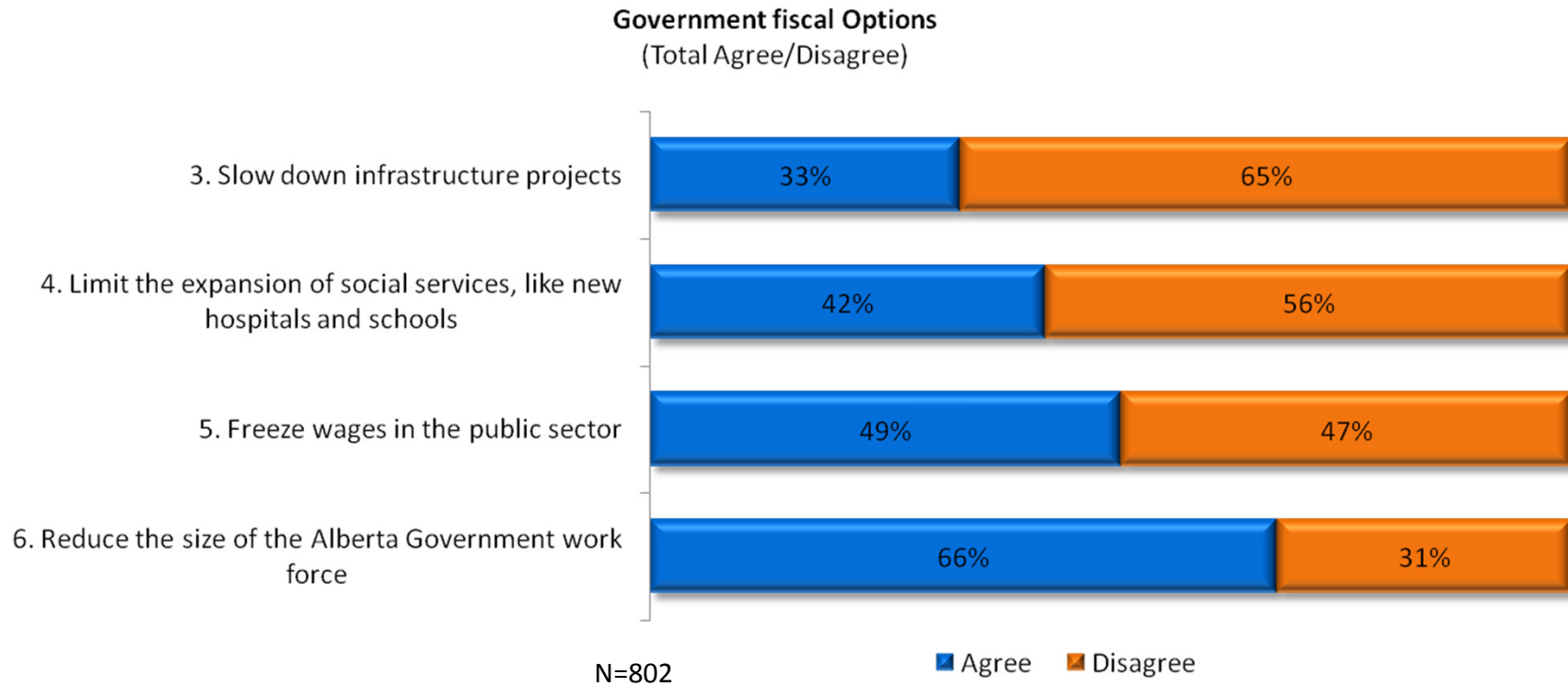


N=802

Q2. Would you say the government of Alberta is spending too much money, not spending enough money[ROTATE] or sending the right amount of money?

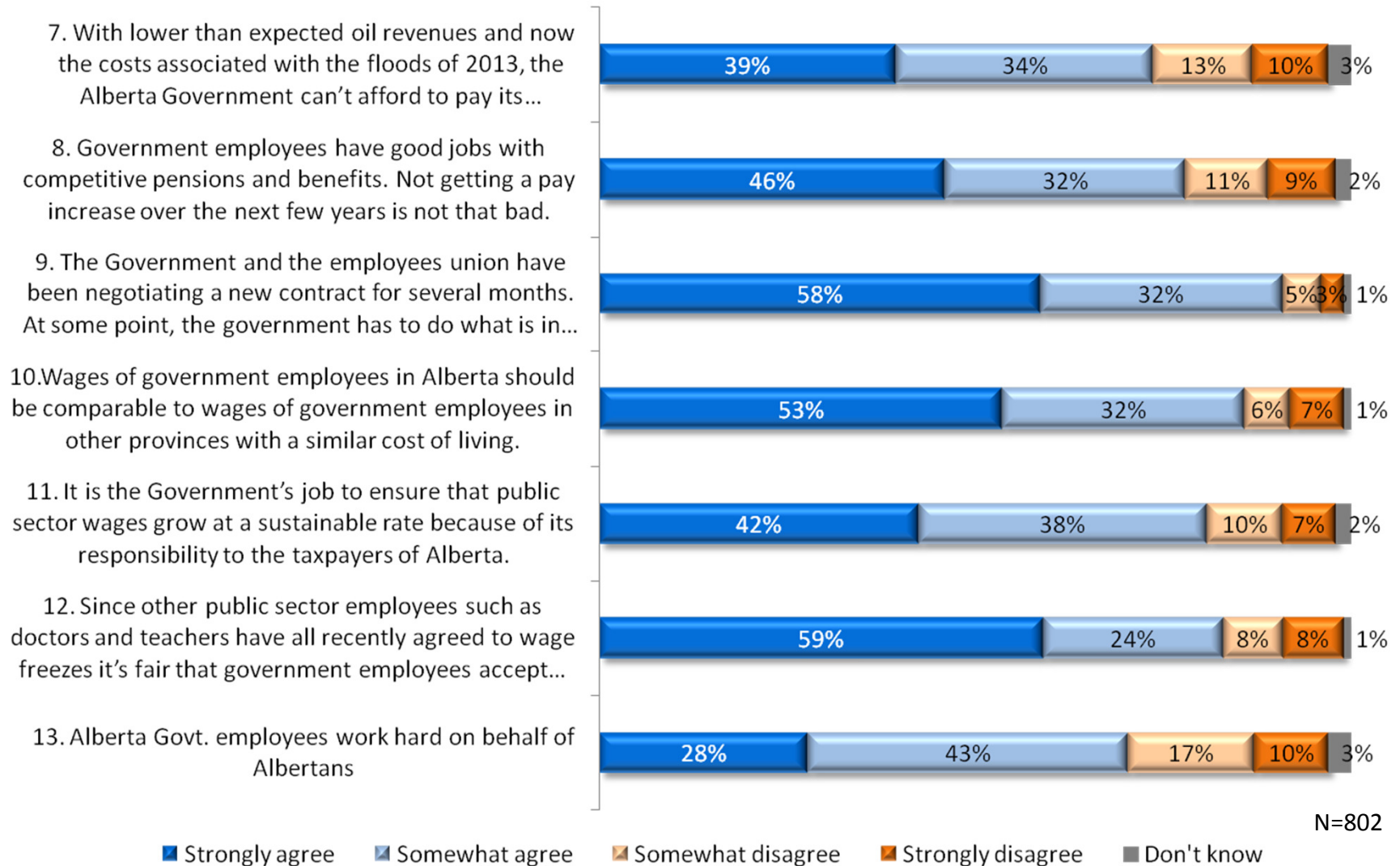


Q3-Q6 The Alberta Government is currently in a deficit situation – spending more money than it is taking in. I am going to read you four options to bring a budget back into balance and eventually to a surplus. After each one tell me whether you agree or disagree with that approach. [RANDOMIZE]



Agree-Disagree Statements Regarding Contract with Alberta Government Employees

Q7-13. I am going to read you several statements. After each one, please tell me if you agree or disagree with the statement. The first statement is [READ]... [IF ANSWER] Would that be a lot or just somewhat? [RANDOMIZE STATEMENTS 7-13]

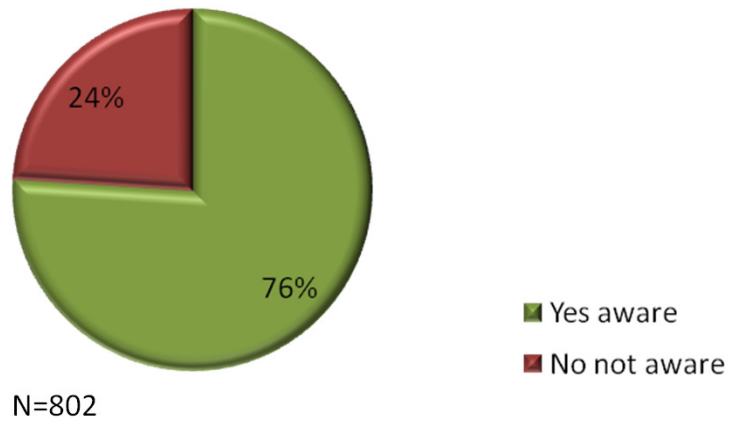


N=802

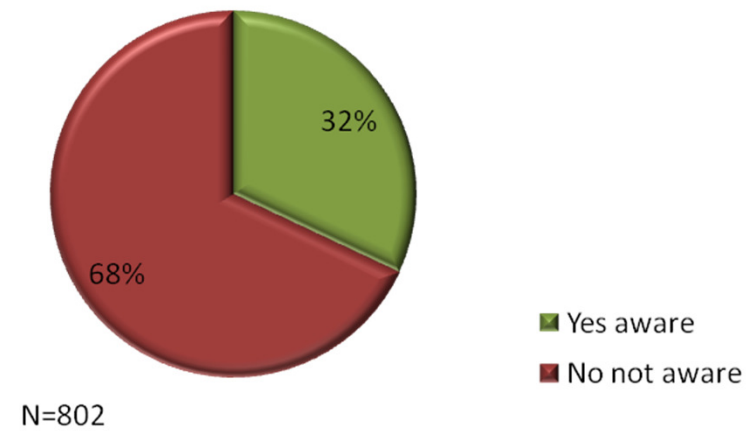
Trust & Awareness Questions

14. Before talking to me today, had you heard of Alberta Union of Provincial Employees or AUPE as it is sometimes called?
15. Also before talking to me today, were you aware that the Alberta Government was in negotiations with its employee's union, the AUPE?

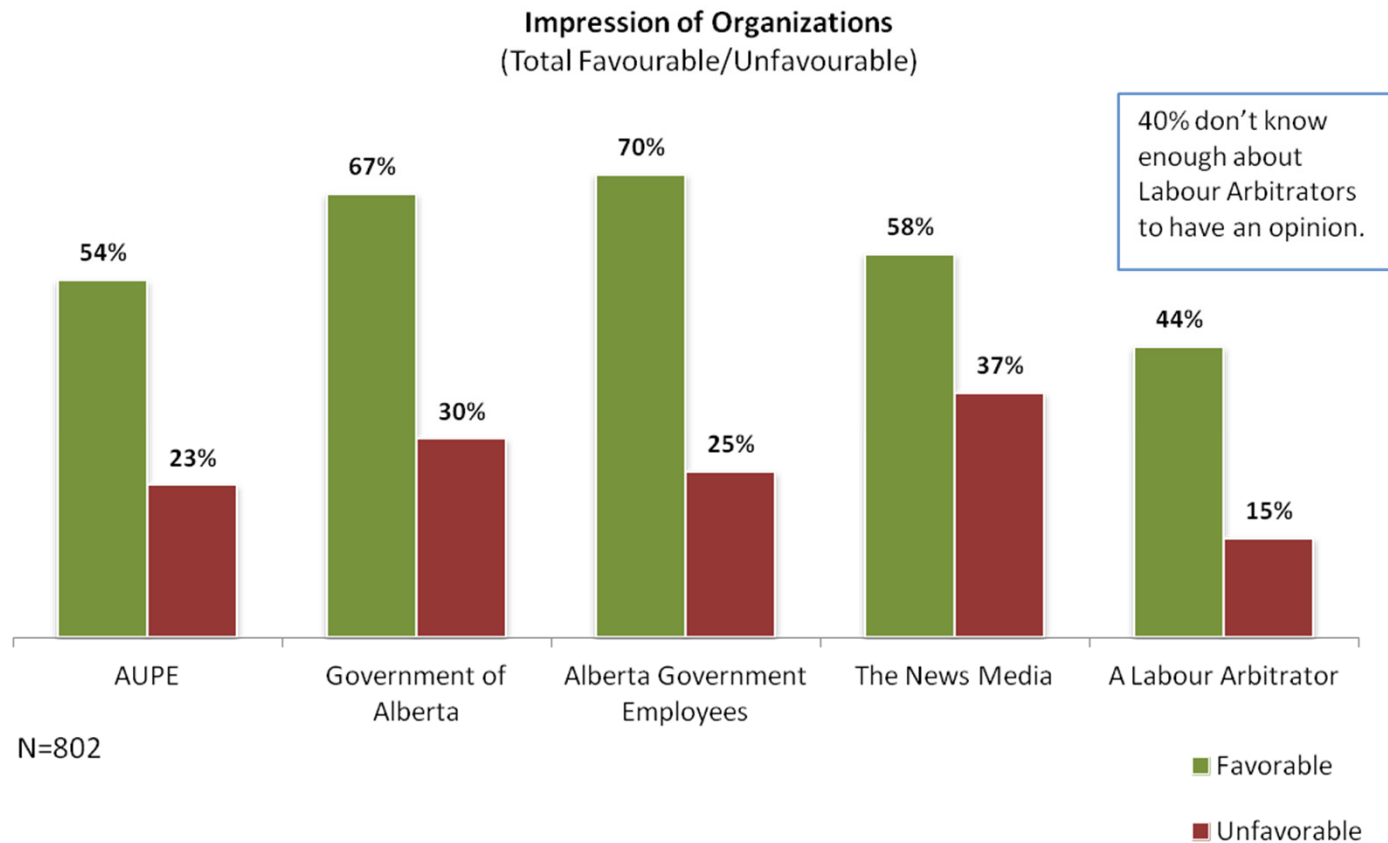
Aware of AUPE



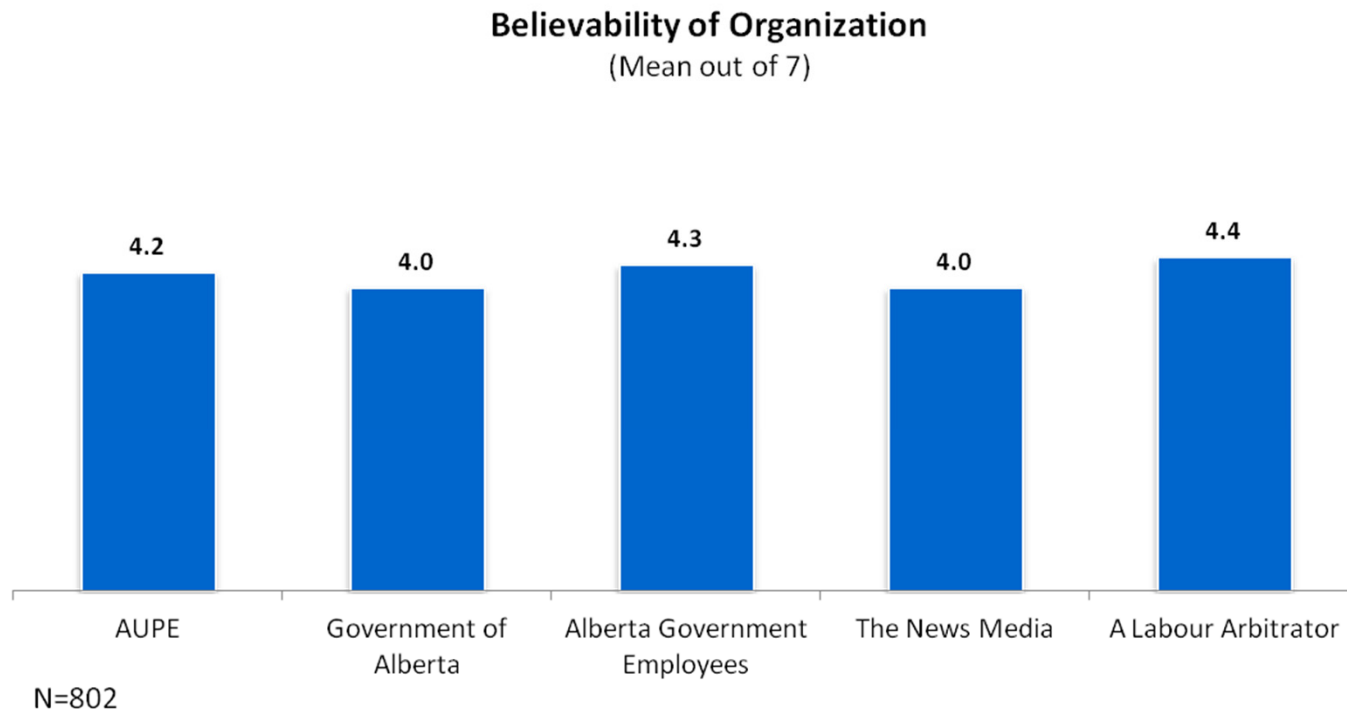
Aware of Negotiations



Q16-Q20 I am going to read the names of several organizations and professions. For each tell me whether you have a favourable or unfavourable impression of the organization or profession? If you do not recognize the group, just tell me so.



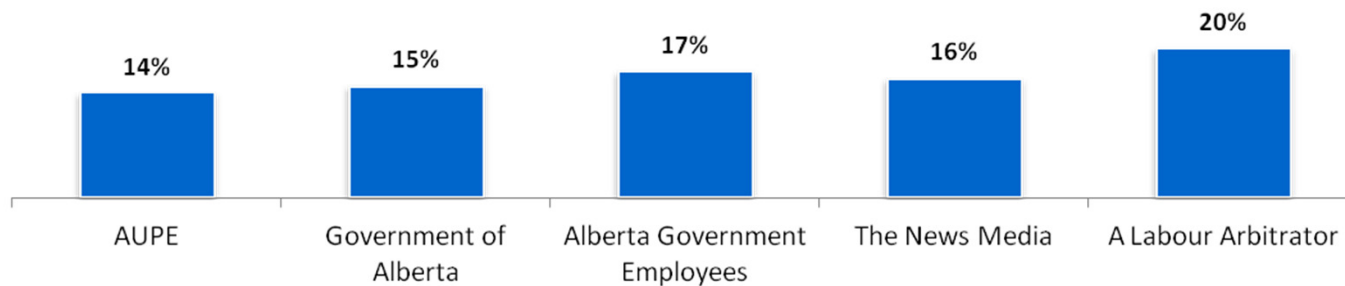
Q21-Q25 I'd also like to ask about the believability of these people and organizations when you hear things they say or read statements they make. Using a scale of 1 to 7 where "1" means "Not at all Believable" and "7" means "Very Believable," how would you rate the believability of (READ ITEM)



Q21-Q25 I'd also like to ask about the believability of these people and organizations when you hear things they say or read statements they make. Using a scale of 1 to 7 where "1" means "Not at all Believable" and "7" means "Very Believable," how would you rate the believability of (READ ITEM)

Believability of Organization

(Top Box rating 6/7 out of 7)



N=802