

# Bargaining Update

## February 2014

### In this Issue:

Mediations Services – Who We Are

Alberta Settlements

Major Negotiations

Recent Settlements in Other Jurisdictions

Wage Settlements in Alberta

- Industry Wage Changes, 2014 - 2016
- Sector Wage Changes, 2013 - 2018

**Bargaining Update** is a monthly report that provides information about the unionized workforce, primarily in Alberta.

In February 2014, Mediation Services received settlement information regarding 51 bargaining relationships encompassing 12,040 employees. There were 22 private sector and 29 public sector settlements, covering 7,484 and 4,556 employees respectively.

In January 2014, approximately 405,300 Albertans were covered by union agreements. Alberta's union coverage rate was 21.59% while nationwide the union coverage rate was 30.77%.\*

### Mediation Services - Who We Are

Mediation Services is a branch of the Safe, Fair and Healthy Workplaces division of Alberta Jobs, Skills, Training and Labour. Under the Labour Relations Code, the Director of Mediation Services is responsible for appointing mediators to collective bargaining disputes between employers and unions. In Alberta, the parties to a labour dispute must go through the mediation process before they can exercise their right to strike, lockout or access a dispute resolution tribunal. Mediation Services also appoint arbitrators to grievance arbitrations when the parties are unable to agree to one.

All collective agreements under the Labour Relations Code and the Police Officers Collective Bargaining Act must be filed with the Director of Mediation Services. The information from these agreements is used to produce publications and wage related statistics. Please contact Mediation Services to inquire about customized reports. Our website is: <http://work.alberta.ca/labour/172.html>

| Applications for Mediation Received in 2013 |              |               |
|---|--------------|---------------|
| Sector                                      | Applications | Employees     |
| Public Sector                               | 52           | 7,273         |
| Private Sector                              | 63           | 22,269        |
| <b>Total</b>                                | <b>115</b>   | <b>29,542</b> |

| Applications for Mediation Received in 2013 – By NAICS                |              |               |
|---|--------------|---------------|
| NAICS   | Applications | Employees     |
| Accommodation and Food Services                                       | 8            | 638           |
| Administrative and Support, Waste Management and Remediation Services | 3            | 441           |
| Arts, Entertainment, and Recreation                                   | 2            | 330           |
| Construction  | 2            | 80            |
| Educational Services  | 11           | 2,159         |
| Health Care & Social Assistance                                       | 28           | 3,927         |
| Manufacturing   | 24           | 4,544         |
| Mining & Oil & Gas Extraction   | 1            | 560           |
| Other Services (except Public Administration)                         | 4            | 488           |
| Public Administration   | 8            | 500           |
| Real Estate & Rental & Leasing  | 1            | 105           |
| Retail Trade  | 6            | 11,684        |
| Transportation & Warehousing  | 7            | 1,084         |
| Utilities   | 5            | 687           |
| Wholesale Trade   | 5            | 2,315         |
| <b>Total</b>  | <b>115</b>   | <b>29,542</b> |

For further information, contact:  
 Collective Bargaining Information Services  
 Alberta Jobs, Skills, Training and Labour, Mediation Services  
 702, 10808 – 99 Avenue  
 Edmonton AB T5K 0G5  
 Telephone: 780-427-8301  
 Fax: 780-427-6327  
 E-mail: [cba.submissions@gov.ab.ca](mailto:cba.submissions@gov.ab.ca)

# Alberta Settlements

Settlements presented in this section are selected from those with 100 or more employees.

| Parties   | No of EEs | Term | Expiry Date | Wage Settlement   |
|---|-----------|------|-------------|---|
| <b>Construction</b>   |           |      |             |   |
| Ledcor Construction<br>CLAC Local 63  | 120       | 24   | 2016-01-31  | 1 <sup>st</sup> year 2.82%<br>2 <sup>nd</sup> year Wage Reopener  |
| Process Plant Constructors<br>CLAC Local 63                                       | 120       | 32   | 2016-08-15  | 1 <sup>st</sup> year 0%<br>2 <sup>nd</sup> year Wage Reopener   |
| Quinn Construction<br>Quinn Construction Employees' Association                   | 537       | 24   | 2016-01-31  | 1 <sup>st</sup> year 3.89%<br>2 <sup>nd</sup> year Wage Reopener  |
| Various Employers<br>National Maintenance Council                                 | 5,400     | 36   | 2015-12-31  | 1 <sup>st</sup> year 2.0%<br>2 <sup>nd</sup> year Wage Reopener<br>3 <sup>rd</sup> year Wage Reopener   |
| <b>Educational Services</b>   |           |      |             |   |
| Elk Island Catholic Separate Regional Division<br>No. 41<br>Unifor Local 71       | 148       | 36   | 2015-08-31  | 1 <sup>st</sup> year 0%<br>2 <sup>nd</sup> year 0%<br>3 <sup>rd</sup> year 9%   |
| Holy Spirit Roman Catholic Separate Regional<br>Division No. 4<br>CUPE Local 1825 | 185       | 60   | 2017-08-31  | 1 <sup>st</sup> year-3 <sup>rd</sup> year 0%<br>4 <sup>th</sup> year 2%<br>5 <sup>th</sup> year 2%  |
| SAIT<br>SAIT Academic Faculty Association   | 660       | 48   | 2017-06-30  | 1 <sup>st</sup> year 3.36%<br>2 <sup>nd</sup> year 3.25%<br>3 <sup>rd</sup> year 3.15%<br>4 <sup>th</sup> year 3.05%<br>Additional pay step added to Salary Schedule in each<br>year of the new agreement |
| <b>Health Care &amp; Social Assistance</b>  |           |      |             |   |
| Intercare – Brentwood, Chinook, Southwood<br>CUPE Local 8                         | 800       | 24   | 2015-06-30  | HCA LPN GSS<br>1 <sup>st</sup> year 2.5% 6% 1%<br>2 <sup>nd</sup> year 3.0% 3% 2%   |
| <b>Information &amp; Cultural Industries</b>                                      |           |      |             |   |
| Yellow Pages Group – Sales<br>IBEW Local 2228                                     | 112       | 24   | 2015-12-31  | 1 <sup>st</sup> year 2.61%<br>2 <sup>nd</sup> year 2.00%  |
| <b>Manufacturing</b>  |           |      |             |   |
| Owens Corning Canada<br>Unifor Local 728A   | 113       | 48   | 2017-07-31  | 1 <sup>st</sup> – 4 <sup>th</sup> year 2%   |
| Suncor Energy Products, Edmonton Refinery<br>Unifor Local 501A                    | 274       | 31   | 2016-01-31  | 1 <sup>st</sup> year 3.25%<br>2 <sup>nd</sup> year 3.50%<br>3 <sup>rd</sup> year 3.75%  |
| <b>Utilities</b>  |           |      |             |   |
| ATCO Gas & Pipelines, Pipeline Division<br>Natural Gas Employees' Association     | 200       | 24   | 2015-12-31  | 1 <sup>st</sup> year 3.5%<br>2 <sup>nd</sup> year 3.5%  |
| <b>Wholesale Trade</b>  |           |      |             |   |
| Buy-Low Foods<br>CLAC Local 56  | 100       | 48   | 2016-12-31  | 1 <sup>st</sup> year \$0.30<br>2 <sup>nd</sup> year \$0.45<br>3 <sup>rd</sup> year \$0.45<br>4 <sup>th</sup> year \$0.45  |
| Sobeys Capital<br>Teamsters Local 987   | 111       | 60   | 2018-09-15  | 1 <sup>st</sup> year 3.0%<br>2 <sup>nd</sup> year 3.0%<br>3 <sup>rd</sup> year 3.0%<br>4 <sup>th</sup> year 3.0%<br>5 <sup>th</sup> year 3.0%   |

## Major Negotiations Underway

| Employer   | Union                                   | Employees | Expiry Date     |
|--|---|-----------|-----------------|
| <b>Accommodation &amp; Food Services</b>                 |   |           |                 |
| Buffalo Metis Catering                                   | UFCW Local 401                          | 1,190     | 2013-12-31      |
| <b>Arts, Entertainment, &amp; Recreation</b>             |   |           |                 |
| Casino Calgary   | CUPE Local 4655                         | 302       | 2013-08-24      |
| <b>Education</b>   |   |           |                 |
| Calgary Roman Catholic Separate School District No. 1    | CUPE Local 520                          | 283       | 2013-08-31      |
| Edmonton Catholic Separate School District No. 7         | AUPE                                    | 333       | 2012-08-31      |
| Fort McMurray Catholic Board of Education, Support Staff | CUPE Local 2559                         | 280       | 2012-08-31      |
| Fort McMurray Public School District No. 2833            | CUPE Local 2545                         | 280       | 2013-08-31      |
| Lethbridge School District No. 51                        | CUPE Local 2843                         | 367       | 2012-08-31      |
| Sturgeon School Division No. 24                          | CUPE Local 4625                         | 165       | 2013-08-31      |
| Portage College  | AUPE                                    | 150       | 2013-06-30      |
| Red Deer College   | Faculty Association of Red Deer College | 276       | 2013-06-30      |
| <b>Health Care &amp; Social Assistance</b>               |   |           |                 |
| Alberta Health Services                                  | UNA                                     | 24,000    | 2013-03-31      |
| Covenant Health - St. Therese Villa                      | AUPE                                    | 145       | First Agreement |
| Good Samaritan Society Group Homes                       | AUPE                                    | 123       | 2012-06-30      |
| <b>Manufacturing</b>                                     |   |           |                 |
| AltaSteel  | Steelworkers Local 5220                 | 270       | 2013-07-31      |
| Cavendish Farms – Potatoes                               | UFCW Local 401                          | 98        | 2013-02-28      |
| <b>Mining &amp; Oil &amp; Gas Extraction</b>             |   |           |                 |
| SunHills Mining, High Vale Mine                          | Steelworkers Local 1595                 | 560       | 2013-03-31      |
| <b>Public Administration</b>                             |   |           |                 |
| City of Calgary  | IAFF Local 255                          | 1,240     | 2010-12-31      |
| City of Calgary  | ATU Local 583                           | 2,800     | 2014-01-05      |
| City of Edmonton   | IAFF Local 209                          | 1,112     | 2010-12-18      |
| City of Edmonton   | ATU Local 569                           | 2,200     | 2013-12-28      |
| City of Red Deer   | IAFF Local 1190                         | 185       | 2010-12-31      |
| Government of Alberta                                    | AUPE                                    | 20,660    | 2013-03-31      |
| <b>Real Estate &amp; Rental &amp; Leasing</b>            |   |           |                 |
| Aviscar  | UFCW Local 401                          | 105       | 2013-05-31      |
| <b>Utilities</b>   |   |           |                 |
| ATCO Electric  | Canadian Energy Workers Association     | 1,610     | 2013-12-31      |
| ENMAX Corporation  | CUPE Local 38                           | 700       | 2013-12-31      |

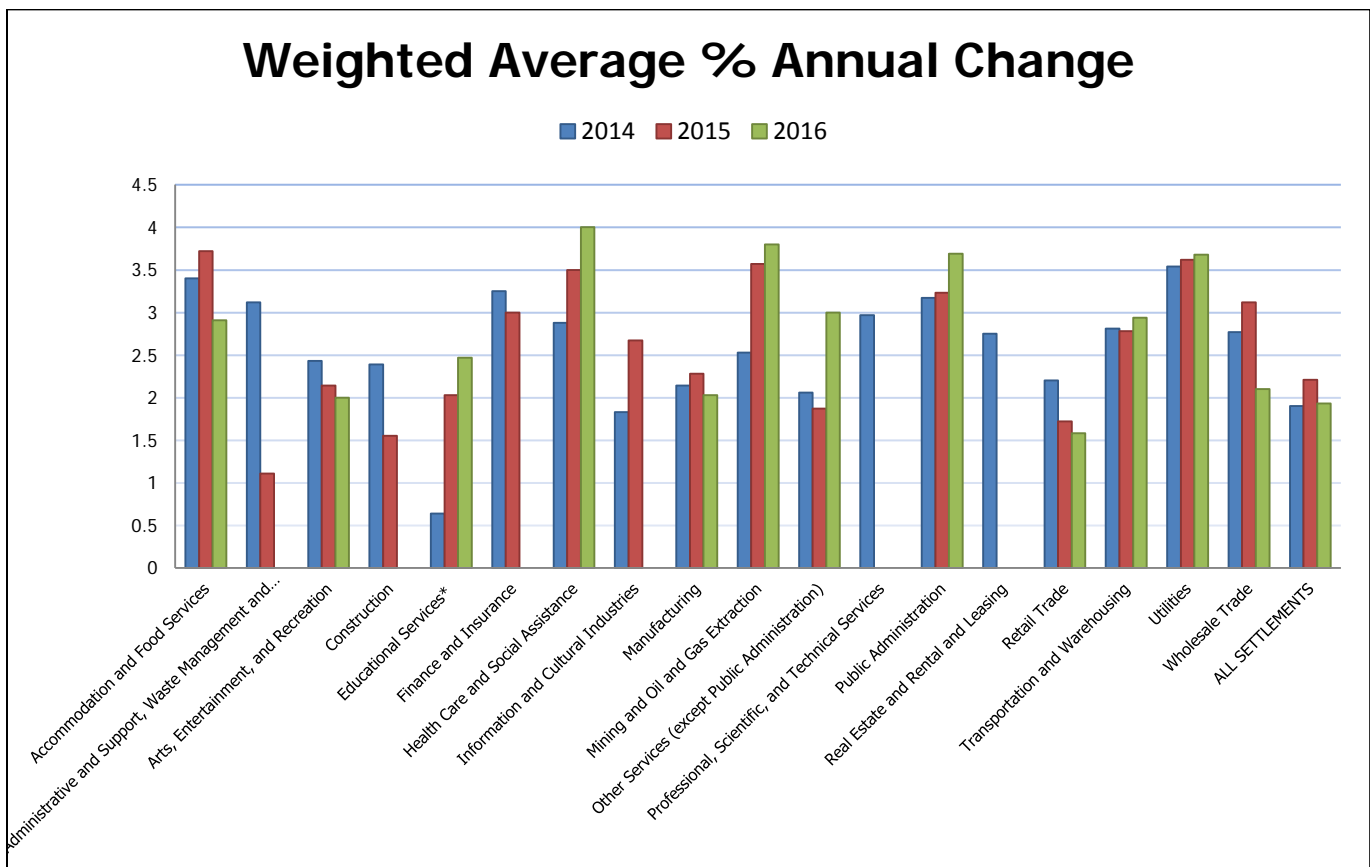
## Recent Settlements in Other Jurisdictions

| Public Sector   |                       |      |             |  |
|---|-----------------------|------|-------------|--|
| Parties   | No. of EEs            | Term | Expiry Date | Wage Settlements   |
| <b>British Columbia</b>   |                       |      |             |  |
| Health Employers Association of British Columbia<br>Health Science Professionals Bargaining Association<br><i>Industrial Relations Bulletin (BC), 46(1) Dec.-Jan. 2014.</i> | 16,660                | 60   | 2019-03-31  | 1 <sup>st</sup> year 0.0%<br>2 <sup>nd</sup> year 1.0%<br>3 <sup>rd</sup> year 1.5%<br>4 <sup>th</sup> year 1.5%<br>5 <sup>th</sup> year 1.5%  |
| BC Public Service Agency<br>British Columbia Government & Service Employees' Union<br><i>Industrial Relations Bulletin (BC), 46(1) Dec.-Jan. 2014.</i>                      | 25,000                | 60   | 2019-03-31  | 1 <sup>st</sup> year 0.0%<br>2 <sup>nd</sup> year 1.0%<br>3 <sup>rd</sup> year 1.5%<br>4 <sup>th</sup> year 1.5%<br>5 <sup>th</sup> year 1.5%<br>Increases on Feb 1, 2016, 2017, 2018 and 2019 also contain the Economic Stability Dividend. |
| <b>Manitoba</b>   |                       |      |             |  |
| City of Winnipeg<br>Winnipeg Association of Public Service Officers<br><i>Canadian Labour Reporter, Feb. 18, 2014.</i>  | 640<br>Administrative | 48   | 2015-10-11  | 1 <sup>st</sup> year NA<br>2 <sup>nd</sup> year 1.0%<br>3 <sup>rd</sup> year 2.5%<br>4 <sup>th</sup> year 2.5%   |
| <b>Newfoundland and Labrador</b>  |                       |      |             |  |
| Government of Newfoundland and Labrador<br>Newfoundland & Labrador Association of Public & Private Employees<br><i>Canadian Labour Reporter, Feb. 18, 2014.</i>             | 3,470                 | 48   | 2016-03-31  | 1 <sup>st</sup> year 0.0%<br>2 <sup>nd</sup> year \$1400 lump sum<br>3 <sup>rd</sup> year 2.0%<br>4 <sup>th</sup> year 3.0%  |
| <b>Ontario</b>  |                       |      |             |  |
| University of Western Ontario<br>University of Western Ontario Staff Association<br><i>Canadian Labour Reporter, Feb. 10, 2014.</i>   | 1,000                 | 48   | 2017-06-30  | 1 <sup>st</sup> year 1.50% plus \$750<br>2 <sup>nd</sup> year 1.25%<br>3 <sup>rd</sup> year 1.00%<br>4 <sup>th</sup> year 1.00%  |
| Private Sector  |                       |      |             |  |
| Parties   | No. of EEs            | Term | Expiry Date | Wage Settlements   |
| <b>British Columbia</b>   |                       |      |             |  |
| Canadian Forest Products Ltd. (Canfor)<br>United Steelworkers local 1-424<br><i>Industrial Relations Bulletin (BC), 46(1) Dec.-Jan. 2014.</i>                               | 1,500                 | 60   | 2018-06-30  | 1 <sup>st</sup> year 3.0%<br>2 <sup>nd</sup> year 2.0%<br>3 <sup>rd</sup> year 2.5%<br>4 <sup>th</sup> year 2.5%<br>4 <sup>th</sup> year 3.0%  |
| <b>Quebec</b>   |                       |      |             |  |
| IKEA<br>Federation du Commerce<br><i>Canadian Labour Reporter, Feb 24, 2014.</i>  | 310                   | 36   | 2015-12-31  | 1 <sup>st</sup> year 1.5%<br>2 <sup>nd</sup> year 2.0%<br>3 <sup>rd</sup> year 2.0%  |
| <b>Saskatchewan</b>   |                       |      |             |  |
| Saskatchewan Transportation Company<br>ATU Local 1374<br><i>Canadian Labour Reporter, Feb 18, 2014.</i>   | 230                   | 48   | 2016-12-31  | 1 <sup>st</sup> year 2.00%<br>2 <sup>nd</sup> year 1.50%<br>3 <sup>rd</sup> year 1.75%<br>4 <sup>th</sup> year 1.75%   |

## Wage Settlements in Alberta Weighted Average % Annual Change by Industry

Wage data reflects the average yearly% change taking effect in the indicated year.

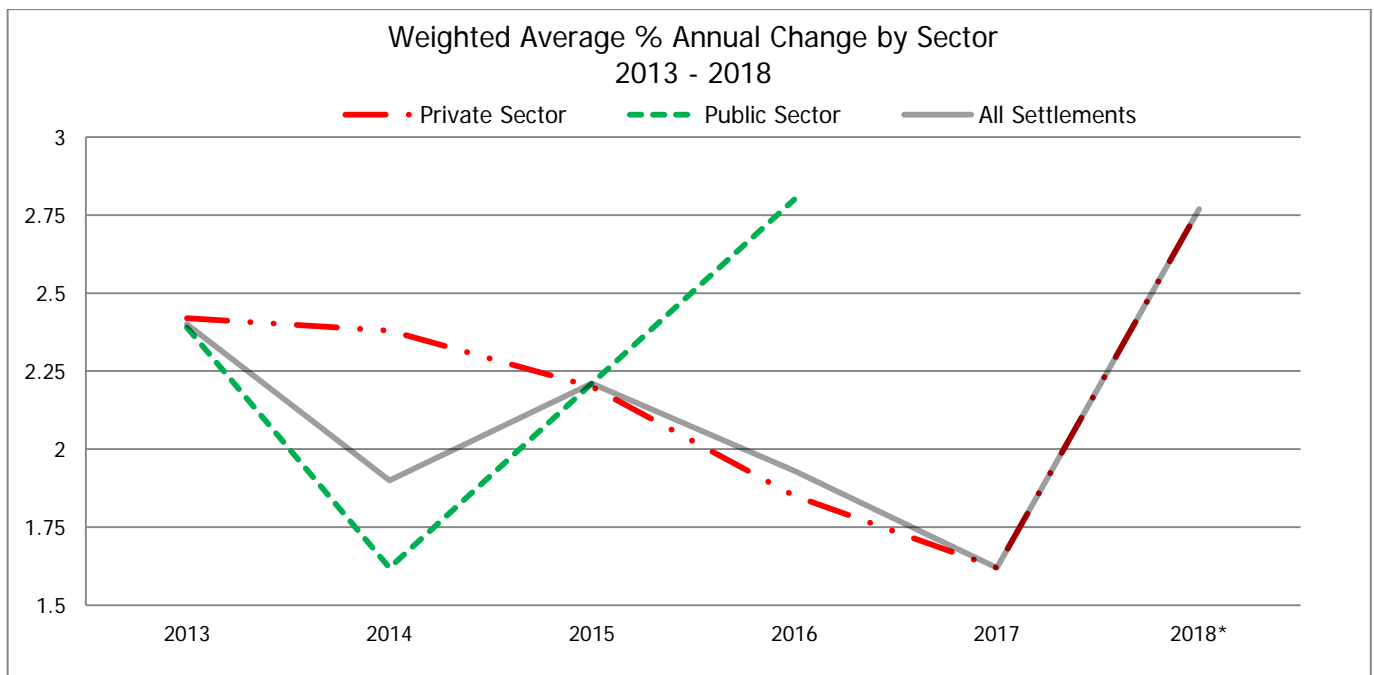
| Industry Sector   | 2014       |                |            | 2015       |               |             | 2016      |               |             |
|---|------------|----------------|------------|------------|---------------|-------------|-----------|---------------|-------------|
|   | CBAS       | Employees      | % Change   | CBAS       | Employees     | % Change    | CBAS      | Employees     | % Change    |
| Accommodation and Food Services                                       | 13         | 1,185          | 3.40       | 10         | 530           | 3.72        | 1         | 136           | 2.91        |
| Administrative and Support, Waste Management and Remediation Services | 6          | 485            | 3.12       | 4          | 105           | 1.11        | 1         | 53            | 0.00        |
| Arts, Entertainment, and Recreation                                   | 17         | 2,316          | 2.43       | 4          | 679           | 2.14        | 1         | 16            | 2.00        |
| Construction  | 33         | 8,190          | 2.39       | 7          | 2,509         | 1.55        |           |               |             |
| Educational Services  | 107        | 53,018         | 0.64       | 84         | 35,632        | 2.03        | 5         | 1,110         | 2.47        |
| Finance and Insurance   | 1          | 55             | 3.25       | 1          | 55            | 3.00        |           |               |             |
| Health Care and Social Assistance                                     | 69         | 28,508         | 2.88       | 21         | 1,430         | 3.50        | 1         | 133           | 4.00        |
| Information and Cultural Industries                                   | 16         | 927            | 1.83       | 5          | 512           | 2.67        |           |               |             |
| Manufacturing   | 99         | 13,513         | 2.14       | 59         | 8,816         | 2.28        | 19        | 4,324         | 2.03        |
| Mining and Oil and Gas Extraction                                     | 18         | 4,786          | 2.53       | 6          | 710           | 3.57        | 2         | 575           | 3.80        |
| Other Services (except Public Administration)                         | 12         | 349            | 2.06       | 5          | 130           | 1.87        | 1         | 14            | 3.00        |
| Professional, Scientific, and Technical Services                      | 2          | 1,655          | 2.97       |            |               |             |           |               |             |
| Public Administration   | 61         | 4,901          | 3.17       | 18         | 1,571         | 3.23        | 2         | 160           | 3.69        |
| Real Estate and Rental and Leasing                                    | 1          | 20             | 2.75       |            |               |             |           |               |             |
| Retail Trade  | 15         | 12,256         | 2.20       | 6          | 11,718        | 1.72        | 3         | 8,744         | 1.58        |
| Transportation and Warehousing  | 25         | 2,620          | 2.81       | 14         | 1,602         | 2.78        | 1         | 73            | 2.94        |
| Utilities   | 20         | 4,439          | 3.54       | 14         | 2,348         | 3.62        | 3         | 100           | 3.68        |
| Wholesale Trade   | 18         | 3,751          | 2.77       | 15         | 3,602         | 3.12        | 7         | 1,018         | 2.10        |
| <b>All Settlements</b>  | <b>533</b> | <b>142,974</b> | <b>1.9</b> | <b>273</b> | <b>71,949</b> | <b>2.21</b> | <b>47</b> | <b>16,456</b> | <b>1.93</b> |



## Wage Settlements in Alberta Weighted Average % Annual Change by Sector 2013-2018

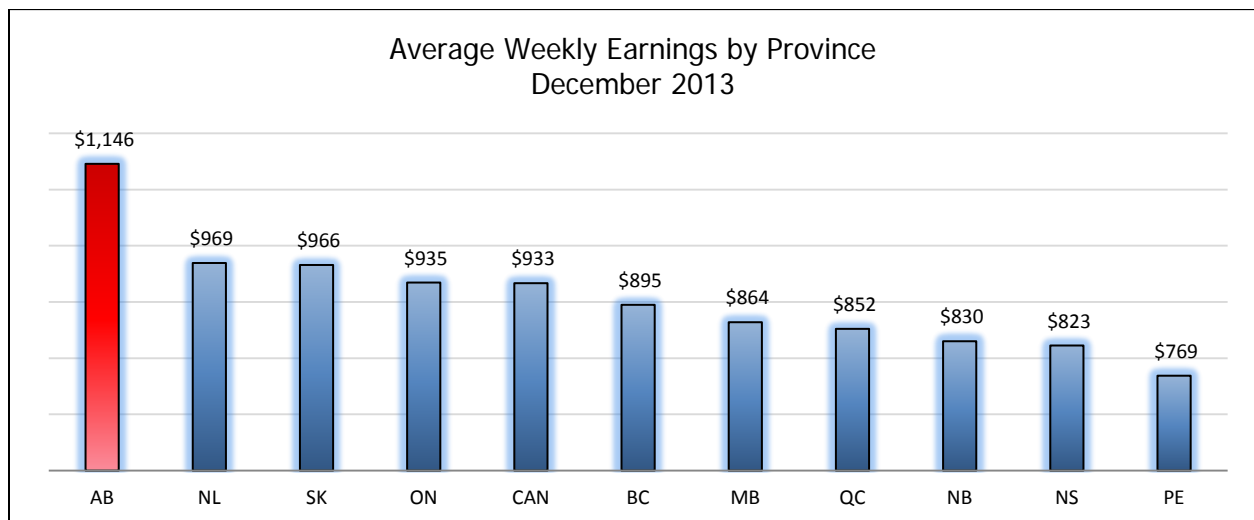
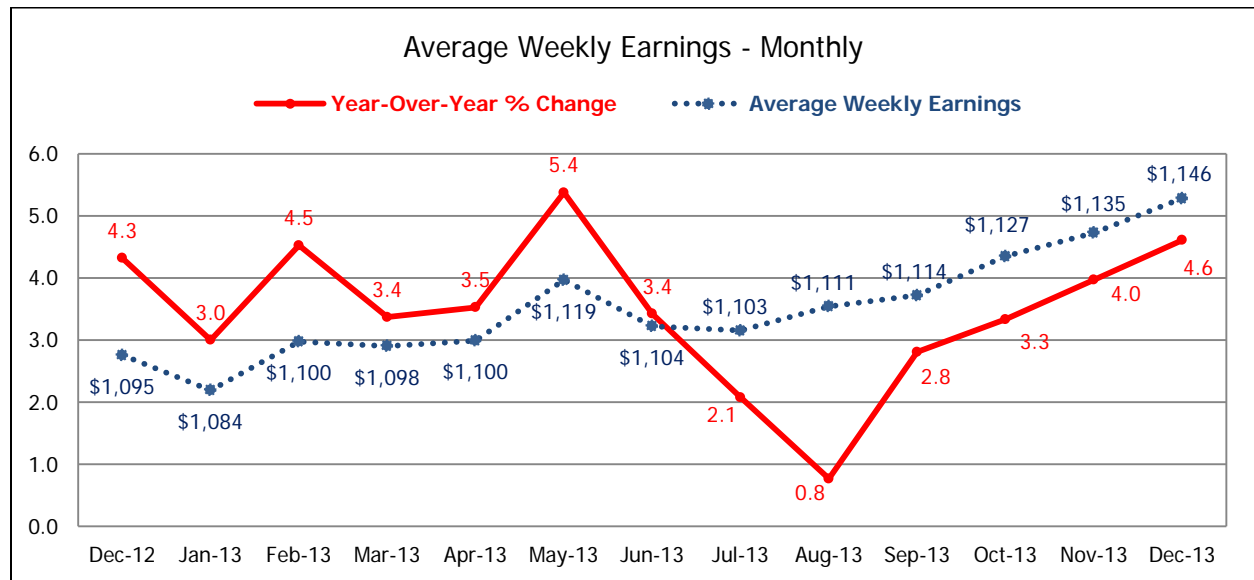
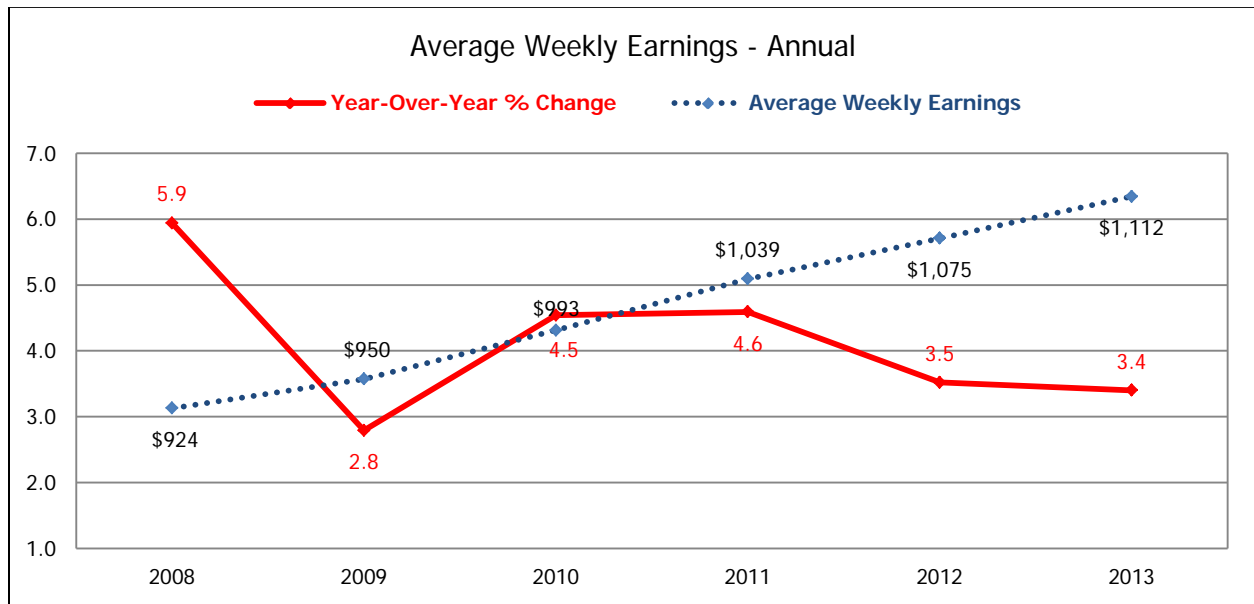
Wage data reflects the average yearly % change taking effect in the indicated year.

|              | Sector                 | Agreements | Employees      | Weighted Average % Annual Change |
|--------------|------------------------|------------|----------------|----------------------------------|
| <b>2013</b>  | Private Sector         | 480        | 131,242        | 2.42                             |
|              | Public Sector          | 437        | 170,343        | 2.39                             |
|              | <b>All Settlements</b> | <b>917</b> | <b>301,585</b> | <b>2.4</b>                       |
| <b>2014</b>  | Private Sector         | 264        | 51,753         | 2.38                             |
|              | Public Sector          | 269        | 91,221         | 1.62                             |
|              | <b>All Settlements</b> | <b>533</b> | <b>142,974</b> | <b>1.9</b>                       |
| <b>2015</b>  | Private Sector         | 137        | 31,343         | 2.2                              |
|              | Public Sector          | 136        | 40,606         | 2.21                             |
|              | <b>All Settlements</b> | <b>273</b> | <b>71,949</b>  | <b>2.21</b>                      |
| <b>2016</b>  | Private Sector         | 35         | 14,937         | 1.85                             |
|              | Public Sector          | 12         | 1519           | 2.8                              |
|              | <b>All Settlements</b> | <b>47</b>  | <b>16,456</b>  | <b>1.93</b>                      |
| <b>2017</b>  | Private Sector         | 10         | 9,300          | 1.62                             |
|              | Public Sector          | 0          | 0              | 0                                |
|              | <b>All Settlements</b> | <b>10</b>  | <b>9,300</b>   | <b>1.62</b>                      |
| <b>2018*</b> | Private Sector         | 2          | 96             | 2.77                             |
|              | Public Sector          | 0          | 0              | 0                                |
|              | <b>All Settlements</b> | <b>2</b>   | <b>96</b>      | <b>2.77</b>                      |



Details of the calculation methodology can be obtained from the Collective Bargaining Information Services Unit of Alberta Jobs, Skills, Training and Labour by calling (780) 427-8301 or emailing [cba.submissions@gov.ab.ca](mailto:cba.submissions@gov.ab.ca).

## Average Weekly Earnings Alberta (AWEA)\*



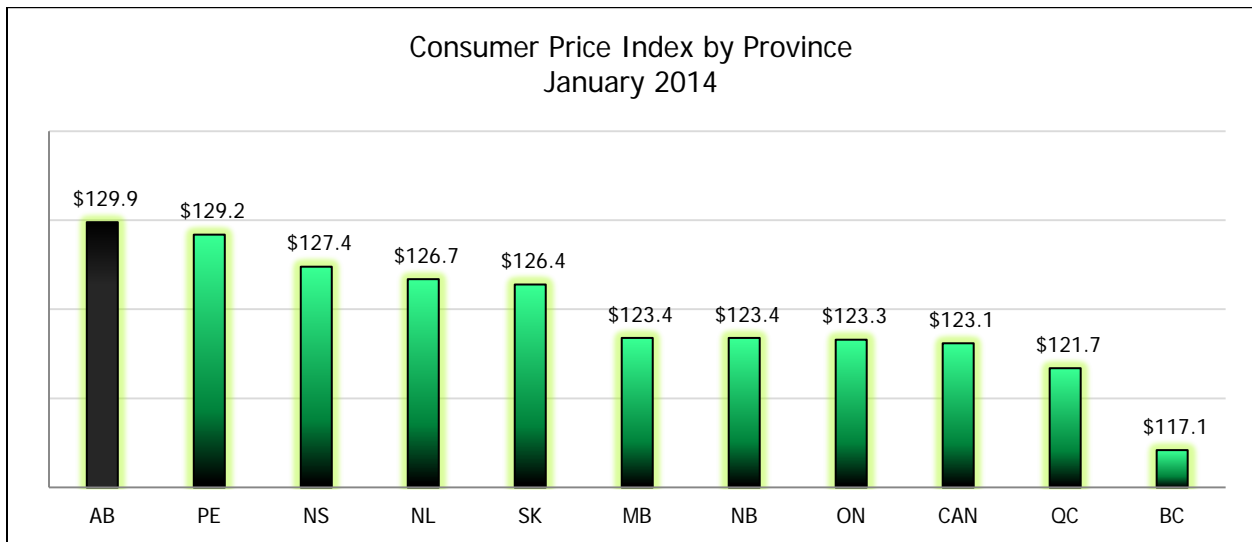
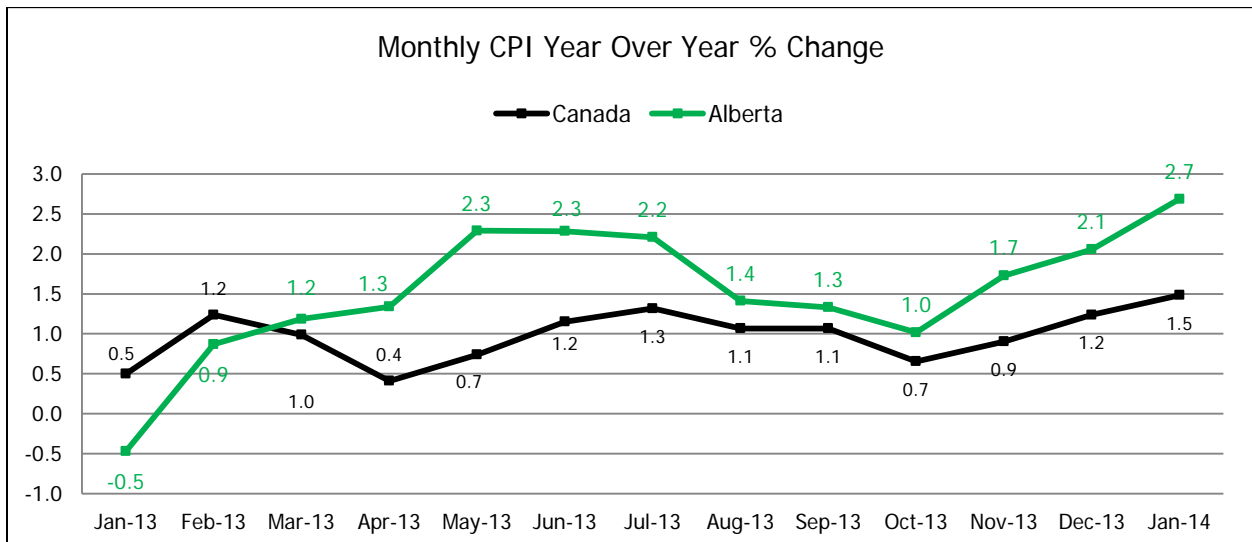
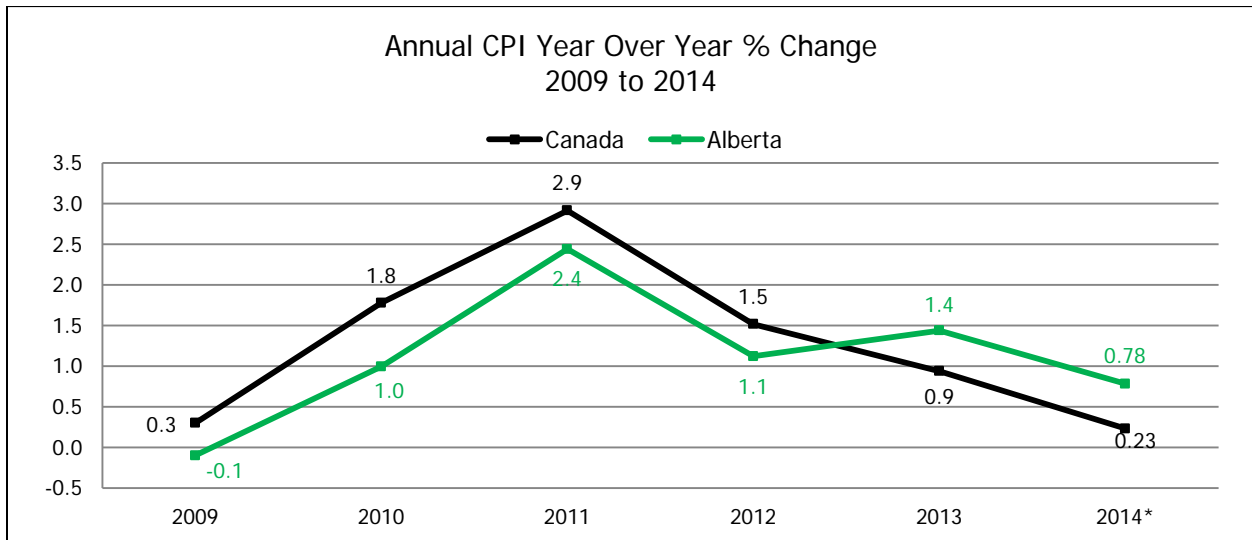
\*To date preliminary figures. Graph data available upon request.

<sup>1</sup> Year over Year % Change (Monthly) - (Current month AWEA - Same month previous year AWEA) / Same month previous year AWEA x 100

<sup>2</sup> Year over Year % Change (Annual) - (Ave. of current year AWEA - Ave. of previous year AWEA) / Ave. of previous year AWEA x 100

Source: Statistical data supplied by Statistics Canada

## Consumer Price Index (CPI), 2002=100



\*Year to date – Graph data available upon request.

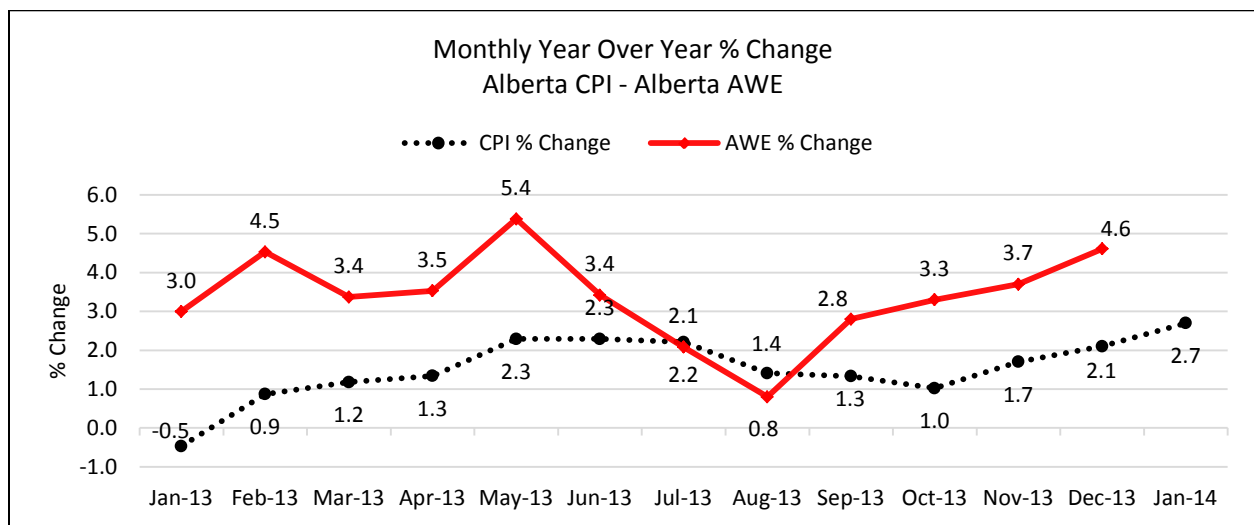
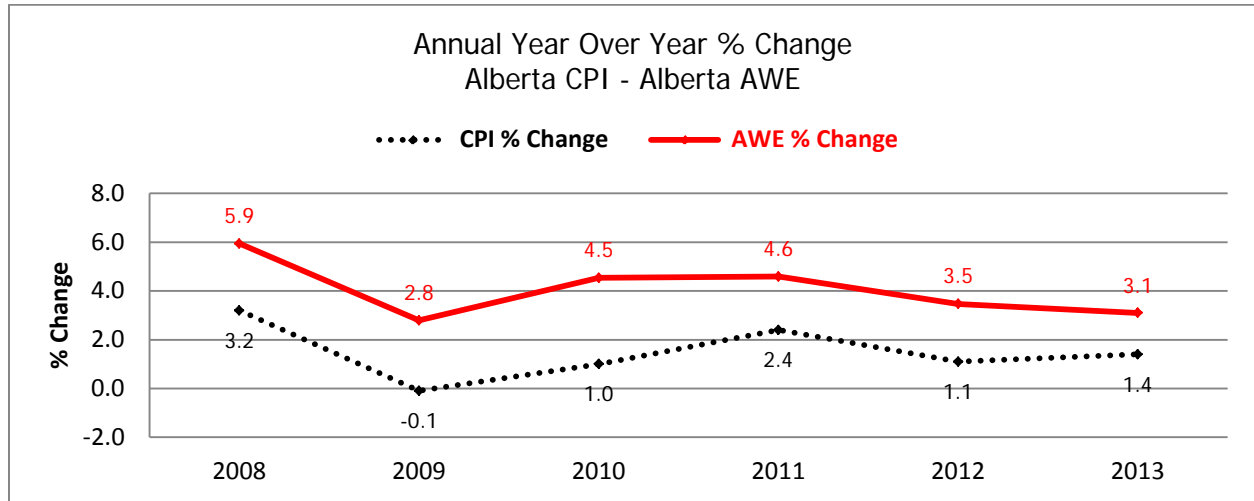
<sup>1</sup> **Year over Year % Change (Annual)** - (Ave. of current year CPI - Ave. of previous year CPI) / Ave. of previous year CPI x 100

<sup>2</sup> **Year over Year % Change (Monthly)** - (Current month CPI - Same month previous year CPI) / Same month previous year CPI x 100

**Source:** Statistics Canada Consumer Price Index



## Alberta CPI and AWE Comparison



| Consumer Price Index |        |          |         |          |          |          |         |          |
|----------------------|--------|----------|---------|----------|----------|----------|---------|----------|
| Month                | Canada |          | Alberta |          | Edmonton |          | Calgary |          |
|                      | CPI    | % Change | CPI     | % Change | CPI      | % Change | CPI     | % Change |
| Jan 13               | 121.3  | 0.5      | 126.5   | -0.5     | 126.8    | -0.4     | 126.3   | -0.3     |
| Feb 13               | 122.7  | 1.2      | 127.7   | 0.9      | 128.0    | 0.9      | 127.5   | 1.0      |
| Mar 13               | 122.9  | 1.0      | 128.1   | 1.2      | 128.3    | 1.0      | 127.9   | 1.3      |
| Apr 13               | 122.7  | 0.4      | 128.7   | 1.3      | 129.0    | 1.3      | 128.5   | 1.4      |
| May 13               | 123.0  | 0.7      | 129.5   | 2.3      | 129.7    | 2.1      | 129.3   | 2.5      |
| Jun 13               | 123.0  | 1.2      | 129.8   | 2.3      | 130.0    | 2.2      | 129.7   | 2.5      |
| Jul 13               | 123.1  | 1.3      | 129.6   | 2.2      | 129.5    | 1.9      | 129.6   | 2.5      |
| Aug 13               | 123.1  | 1.1      | 129.4   | 1.4      | 129.4    | 1.2      | 129.3   | 1.7      |
| Sep 13               | 123.3  | 1.1      | 129.5   | 1.3      | 129.5    | 1.1      | 129.5   | 1.6      |
| Oct 13               | 123.0  | 0.7      | 129.3   | 1.0      | 129.2    | 0.5      | 129.4   | 1.5      |
| Nov 13               | 123.0  | 0.9      | 129.5   | 1.7      | 129.3    | 1.3      | 129.6   | 2.1      |
| Dec 13               | 122.7  | 1.2      | 129.1   | 2.1      | 128.9    | 1.5      | 129.3   | 2.6      |
| Jan 14               | 123.1  | 1.5      | 129.9   | 2.7      | 129.6    | 2.2      | 130.2   | 3.1      |

| Average Weekly Earnings |            |            |            |            |            |            |            |            |            |            |            |            |            |
|-------------------------|------------|------------|------------|------------|------------|------------|------------|------------|------------|------------|------------|------------|------------|
|                         | Dec 12     | Jan 13     | Feb 13     | Mar 13     | Apr 13     | May 13     | Jun 13     | Jul 13     | Aug 13     | Sep 13     | Oct 13     | Nov 13     | Dec 13     |
| AWE \$                  | \$1,095.14 | \$1,083.82 | \$1,099.51 | \$1,098.08 | \$1,099.83 | \$1,119.34 | \$1,104.47 | \$1,103.08 | \$1,110.83 | \$1,114.41 | \$1,126.96 | \$1,134.55 | \$1,145.63 |
| AWE %                   | 4.32       | 3.00       | 4.53       | 3.37       | 3.53       | 5.38       | 3.42       | 2.08       | 0.77       | 2.81       | 3.33       | 3.97       | 4.61       |

<sup>1</sup>Year to date – Graph data available upon request.

<sup>1</sup> Year over Year % Change (Annual) - (Ave. of current year CPI - Ave. of previous year CPI) / Ave. of previous year CPI x 100

<sup>2</sup> Year over Year % Change (Monthly) - (Current month CPI - Same month previous year CPI) / Same month previous year CPI x 100

Source: Statistics Canada Consumer Price Index

## Employer Name Listing

**ASBA** – Alberta School Boards Association  
**AHS** – Alberta Health Services

**GPMC** – General Presidents' Maintenance Committee for Canada  
**CLR** – Construction Labour Relations

## Union Name Listing

**ACTRA** -Alliance of Canadian Cinema, Television and Radio Artists

**ATA** – Alberta Teachers' Association

**ATU** – Amalgamated Transit Union

**AUPE** – Alberta Union of Provincial Employees

**BCGEU** – British Columbia Government Employees' Union

**BCTGM** – Bakery, Confectionery, Tobacco and Grain Millers International Union

**Boilermakers** – International Brotherhood of Boilermakers, Ironship Builders, Blacksmiths, Forgers, and Helpers

**Bricklayers** – International Union of Bricklayers and Allied Craftworkers

**CAAMSE** – Central Alberta Association of Municipal and School Employees Union

**Carpenters** – United Brotherhood of Carpenters and Joiners of America

**CAW**[Canada National Automobile, Aerospace, Transportation and General Workers Union of Canada] see **Unifor**

**CEP**[Communications, Energy and Paperworkers Union] see **Unifor**

**CEWA** – Canadian Energy Workers Association

**CISIW** – Canadian Iron, Steel and Industrial Workers

**CLAC** – Christian Labour Association of Canada

**Communications Workers** – Communications Workers of North America

**COPE** – Canadian Office and Professional Employees Union

**CSU 52** – Civic Service Union 52

**CUPE** – Canadian Union of Public Employees

**CUSW** – Canadian Union of Skilled Workers

**CWA-SCA** – Media and Communications Workers of America (Canada)

**Elevator Constructors** – International Union of Elevator Constructors

**GCC** – Graphics Communications Conference (Teamsters)

**Glass, Molders, Pottery, Plastics** – Glass, Molders, Pottery, Plastics and Allied Workers International Union

**Glass Workers** – Aluminum, Brick and Glass Workers International Union

**HSAA** – Health Sciences Association of Alberta

**IAFF** – International Association of Firefighters

**IATSE** – International Alliance of Theatrical Stage Employees and Moving Picture Machine Operators of the United States and Canada

**IBEW** – International Brotherhood of Electrical Workers

**Insulators** - International Association of Heat and Frost Insulators and Allied Workers

**Iron Workers** – International Association of Bridge, Structural and Ornamental Iron Workers

**IUOE** – International Union of Operating Engineers

**Machinists** – International Association of Machinists and Aerospace Workers

**Marine Workers** – Marine Workers & Boilermakers Industrial Union

**Millwrights** – Millwrights, Machinery, Erectors and Maintenance Union

**Mine Workers** – United Mine Workers of America

**Musicians** – American Federation of Musicians of the United States and Canada

**NASA** – Non-Academic Staff Association

**Painters** – International Brotherhood of Painters and Allied Trades

**Plasterers/Cement Masons** – Operative Plasterers and Cement Masons International Association of the United States and Canada

**Plumbers** – The United Association of Journeymen and Apprentices of the Plumbing and Pipefitting Industry of the United States and Canada

**PPWC** – Pulp, Paper and Woodworkers of Canada

**PSAC** – Public Service Alliance of Canada

**SEIU** – Service Employees International Union

**Sheet Metal Workers** – Sheet Metal Workers International Association

**Steelworkers** - United Steel, Paper and Forestry, Rubber, Manufacturing, Energy, Allied Industrial and Service Workers International Union

**Teamsters** – International Brotherhood of Teamsters

**TWU** – Telecommunications Workers Union

**UFCW** – United Food and Commercial Workers

**UNA** – United Nurses of Alberta

**Unifor** – Amalgamation of CEP and CAW

**UNITE HERE** – Union of Needletrades, Industrial and Textile Employees and Hotel Employees and Restaurant Employees

**UUWA** – United Utility Workers Association

Please note that industry associations may not appear in the above listing

## Resource List

### **Other Alberta labour market resources:**

- [Alberta Labour Relations Board \(ALRB\)](#) - ([Active ALRB certificates](#))
- [Alberta Chamber of Commerce](#)
- [Alberta Economic Reviews](#) (contains key economic indicators, updated monthly)
- [Alberta Employment and Immigration Labour Market reports](#)
- [Alberta Labour Force Statistics](#)
- [Alberta Regional Labour Market News](#)
- [Alberta Learning Information Service \(ALIS\)](#)
- [City of Edmonton Economic Statistics](#)
- [City of Calgary Economic Reports](#)
- [Alberta Federation of Labour \(AFL\)](#)

### **Other Provinces' CBA and Mediation listings:**

- [Newfoundland/Labrador](#)
- [Ontario](#)
- [Manitoba](#) (various research resources)
- [Saskatchewan Mediation](#)
- [British Columbia CBA listing](#)
- [British Columbia Bargaining Database](#)

### **Federal Organizations:**

- [Human Resource and Social Development Canada \(HRSDC\)](#)
- [Canadian Labour Congress \(CLC\)](#)
- [Negotech](#) (Federal CBA search page)
- [Federal Public Service CBA listings](#)
- [University of Toronto resources](#) (various labour relations resources)

### **International:**

- [United States Department of Labor Contracts Database](#)

Please note: These links are available online at <http://humanservices.alberta.ca/working-in-alberta/6484.html>