

2011 Alberta Wage and Salary Survey Overview



The results of the 2011 Alberta Wage and Salary Survey are now available at www.alis.alberta.ca/wageinfo

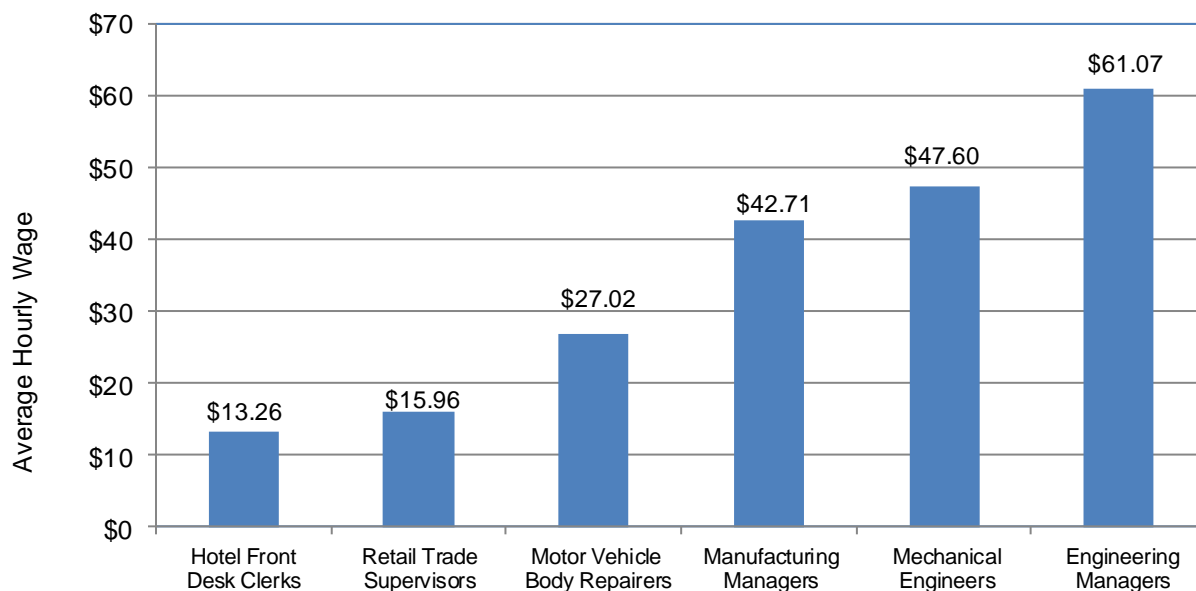
The survey is commissioned by the governments of Alberta and Canada, and the Workers' Compensation Board – Alberta, to provide information on wages and salaries for full and part-time employees by occupation, region and industry. The survey helps Albertans make career and education choices and helps organizations determine pay scales. Over 6,700 employers employing 365,000 Albertans participated in the survey.

Summary

- Alberta's average overall wage was \$24.84 per hour. In 2009, the overall average wage was \$23.80.
- 38 per cent of recruiting employers reported they had difficulty in hiring for one or more occupational groups.

Select Survey Results

Average Hourly Wages for Selected Occupations, 2011



Note: All AWSS data can be found at: www.alis.alberta.ca/wageinfo.

Skill Shortages – Occupations in Demand

- Of employers who recruited over the previous two years, 38 per cent indicated they had experienced hiring difficulties in one or more occupational groups.
- 2011 AWSS results identified those occupations that are most in demand across Alberta. The following table shows some occupations with a job vacancy rate higher than the provincial average (4.0%).

Selected Occupations by Job Vacancy Rates and Average Hourly Wages, 2011

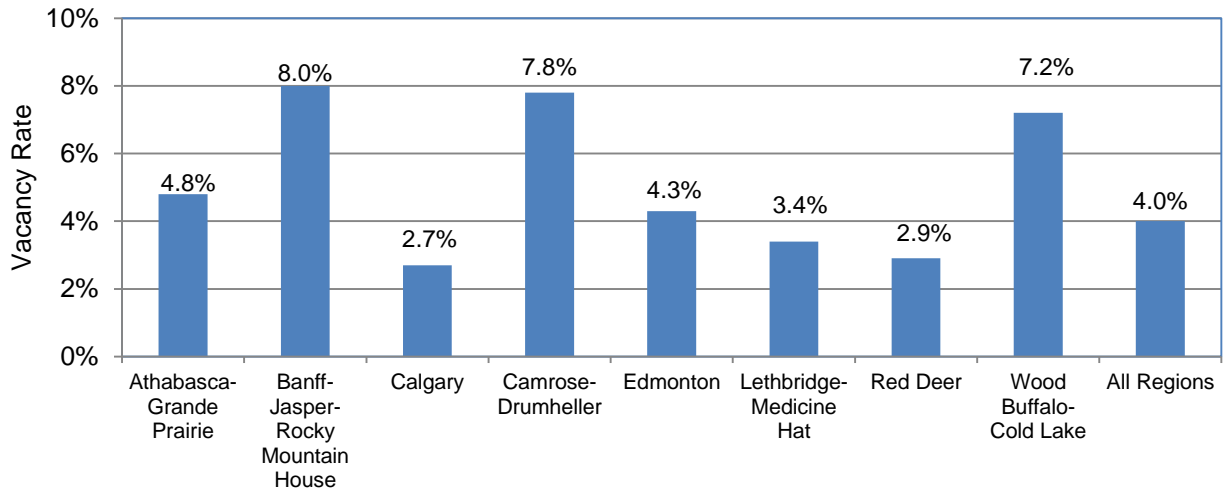
Occupation Title	Job Vacancy Rate	Average Hourly Wage
Food Service Supervisors	16.0%	\$13.28
Chefs	11.8%	\$20.11
Hairstylists and Barbers	11.8%	\$19.32
Motor Vehicle Body Repairers	9.5%	\$27.02
Heavy-Duty Equipment Mechanics	9.1%	\$31.41
Electronic Service Technicians (Household and Business Equipment)	8.6%	\$26.14
Restaurant and Food Service Managers	8.5%	\$19.10
Mechanical Engineers	6.7%	\$47.60
Non-Destructive Testers and Inspectors	6.7%	\$31.89
Automotive Service Technicians, Truck and Bus Mechanics and Mechanical Repairers	6.6%	\$29.99
Hotel Front Desk Clerks	6.5%	\$13.26
Light Duty Cleaners	6.0%	\$14.39
Manufacturing Managers	5.8%	\$42.71
Estheticians, Electrologists and Related Occupations	5.6%	\$14.69
Retail Trade Supervisors	4.8%	\$15.96
Engineering Managers	4.7%	\$61.07

Note: All AWSS Data can be found at: www.alis.alberta.ca/wageinfo

Regional Data

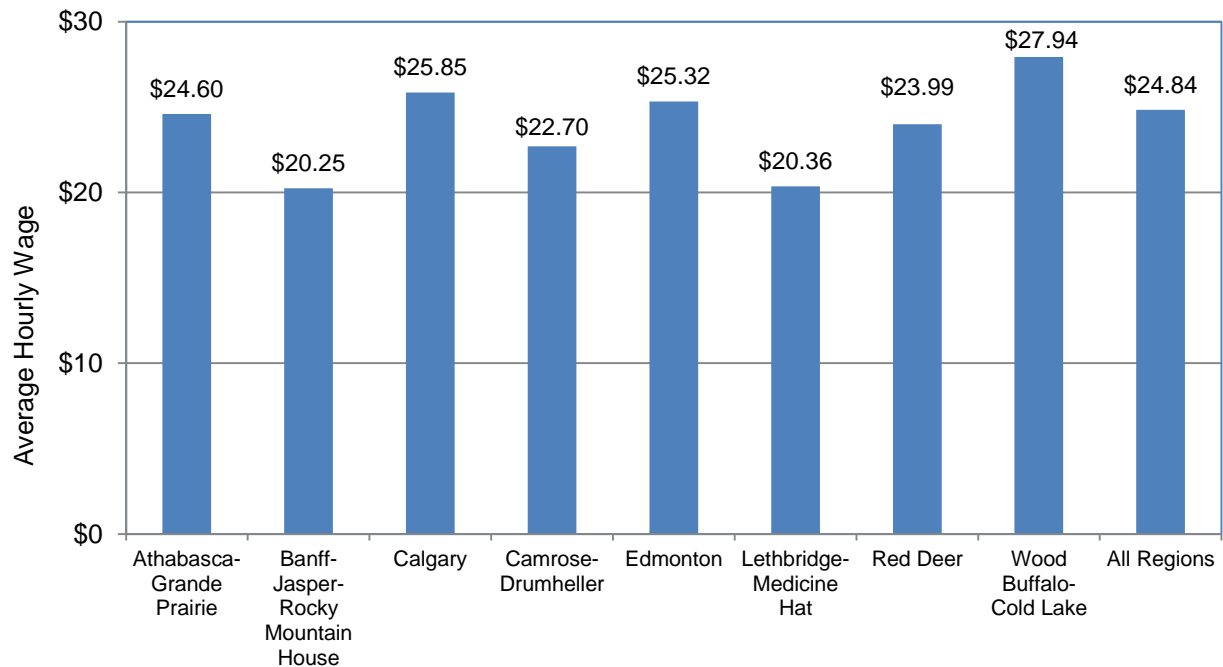
- The following illustrates job vacancy rates among Alberta's eight economic regions.

Job Vacancy Rates by Economic Region, 2011



- The average overall hourly wage for the province was \$24.84 for 2011. On a regional basis, the average hourly wage varied from \$20.25 in Banff - Jasper Rocky - Mountain House to \$27.94 in Wood Buffalo-Cold Lake.

Average Hourly Wage by Economic Region, 2011



To illustrate the type and range of regional information available, wages and hiring difficulties for Cashiers, Shippers and Receivers and Retail Trade Managers are shown below.

Average Hourly Wages paid for Selected Occupations by Economic Region, 2011			
Region	Cashiers	Shippers and Receivers	Retail Trade Managers
Athabasca-Grande Prairie	\$12.48	\$17.03	\$30.29
Banff-Jasper-Rock Mountain House	\$11.69	\$16.34	\$23.25
Calgary	\$11.48	\$18.68	\$30.97
Camrose-Drumheller	\$11.61	\$15.46	\$26.44
Edmonton	\$12.61	\$18.35	\$31.16
Lethbridge-Medicine Hat	\$11.20	\$18.05	\$26.26
Red Deer	\$11.88	\$19.18	\$27.49
Wood Buffalo-Cold Lake	\$12.57	\$17.01	\$28.86
Alberta	\$11.86	\$18.51	\$29.48

Percent of Employers with Hiring Difficulties for Selected Occupations by Economic Region, 2011			
Region	Cashiers	Shippers and Receivers	Retail Trade Managers
Athabasca-Grande Prairie	54.1%	39.1%	50.1%
Banff-Jasper-Rock Mountain House	45.9%	N/A	23.3%
Calgary	24.4%	19.6%	27.3%
Camrose-Drumheller	47.6%	46.6%	46.8%
Edmonton	51.0%	28.3%	40.3%
Lethbridge-Medicine Hat	41.8%	17.1%	28.8%
Red Deer	32.3%	5.7%	34.7%
Wood Buffalo-Cold Lake	87.2%	30.6%	52.5%
Alberta	46.1%	26.3%	37.2%

Note: All AWSS data can be found at: www.alis.alberta.ca/wageinfo.