


Alberta



DOMESTIC VIOLENCE HANDBOOK

for Police and Crown Prosecutors in Alberta

Alberta Justice Communications

3rd Floor, Bowker Building
9833 – 109 Street
Edmonton, Alberta T5K 2E8

Tel: 780.427.8530
Fax: 780.422.7363

Website:

www.justice.gov.ab.ca/home/

For toll-free access to Alberta government offices, dial 310-0000 and then enter the ten digit number, or press 0 and hold for operator assistance.

ISBN 0-7785-4152-5
Revised January 2008

**This Handbook is dedicated to the memory of
Cole Harder and all other innocent victims of
domestic violence homicides.**



Naomi Manuel with her two-year old son Cole Harder.

Table of Contents

1) Preface.....	7
2) Introduction.....	9
3) Definition of Domestic Violence.....	11
4) Family Violence Initiatives in Alberta.....	13
5) What We Know About Domestic Violence.....	25
6) Understanding the Abuser.....	29
7) Understanding the Victims of Domestic Violence	33
8) Aboriginal Victims of Domestic Violence	39
9) Children Exposed to Family Violence.....	41
10) Best Practices for Police Investigating Domestic Violence.....	47
11) Gathering and Documenting Evidence	61
12) Investigating Criminal Harassment.....	69
13) Dominant Aggressor / Dual Charging	81
14) Strangulation / Choking	91
15) Assessing Risk for Further Violence	95
16) Primary Risk Factors for Homicide	99
17) Safety Planning for Victims.....	103
18) Show Cause Hearings	107
19) Best Practices for Crown Prosecutors Addressing Victim's Issues.....	111
20) Review of Civil Orders Used in Domestic Violence Cases.....	117
21) Firearms	127
22) Sentencing Domestic Violence Cases.....	133

23) Information for Victims of Crime.....	139
24) Elder Abuse.....	141
25) Relationship Between Animal (Pet) Abuse and Family Violence.....	149
26) Domestic Violence and People Who Have a Disability	151
27) Gay/Lesbian/Bisexual/Transsexual Victims of Domestic Violence.....	153
28) Language Barriers and Immigration Status	155
29) Coordination and Collaboration.....	157
30) A True Story	163
31) Bibliography	165

PREFACE

On September 1, 2001, the Crown prosecutors' office in Edmonton created a specialized "Domestic Violence Unit." All domestic violence cases were set down for trial in one courtroom with two designated prosecutors. My memory of the first few months exclusively prosecuting domestic violence cases consists of two images: The first is watching in helpless disbelief as most victims, often with children in tow, left the courtroom only to return to abusive and dangerous situations. The second image is that of dedicated police officers exiting the courtroom in frustration and anger, as yet another domestic violence charge was either stayed or dismissed for lack of evidence.¹

Locating and compelling victim witnesses to appear was challenge enough. When we were actually successful in having them appear for trial, many had become reluctant or hostile toward the proceedings. Since the vast majority of domestic violence occurs in the privacy of the home, independent witnesses are practically non-existent and most of the Crown's case was dependent on the victim being a credible witness in court.

Three years after the Domestic Violence Unit began, the Family Protection Unit now consists of six designated prosecutors in three specialized courtrooms. A significant achievement is the collaboration we enjoy with the Spousal Violence Intervention Teams and John Howard Society who are dedicated to participating in our docket court. Victims are now receiving essential support and fewer cases are falling through the cracks. The knowledge and skill we obtain from our collaborations significantly improves the way in which we now conduct bail hearings and respond to victims. In some cases, we have been able to secure convictions after trial without victim testimony. In at least one case, our collaborative intervention prevented a suicidal abuser from carrying out threats to murder his estranged wife and children.

After reading volumes of research and literature on domestic violence, consulting experts from a number of community agencies and systems, attending conferences, training sessions and learning risk assessment, it became apparent that for a domestic violence prosecution program to succeed, all participants in the system – Crown, police, judges, social service providers, crisis intervention and treatment providers, must have a sound understanding of domestic violence and be willing to work collaboratively.

This handbook is a compilation of the research, best practices, and knowledge that experts in the area of family violence would agree are essential to effective response by the criminal justice system. It is, in my opinion, the "what you need to know" type of information that is necessary to effectively respond to domestic violence and hopefully, save lives in the process.

Valerie J. Campbell
Coordinator of Family Violence Initiatives, Alberta Justice and Attorney General

¹ When batterers slip through the cracks they have reason to believe that even the vast power of the criminal justice system cannot stop them.

INTRODUCTION

On July 8, 1982, the House of Commons unanimously adopted a motion that “Parliament encourages all Canadian police forces to establish a practice of having the police regularly lay charges in instances of wife beating, as they are inclined to do with any other case of common assault.”² This motion was initially greeted with “laughter and jeers.”³ On July 15, 1982, the Solicitor General of Canada wrote a letter to the Canadian Association of Chiefs of Police requesting their support and co-operation in addressing spousal abuse and strongly encouraged them to lay charges in wife assault cases.⁴

Today, charging and prosecution policies on domestic violence remain in effect in all provinces and territories. All jurisdictions continue to support a similar criminal justice system response, the primary objective of which is the criminalization of spousal abuse. This sends a strong and clear message to society that this type of violence is wrong and seeks to prevent the individual abuser from committing further acts of domestic violence.

The criminal justice system still faces many challenges in ensuring a sensitive, responsible and constructive response to family violence. Despite pro-charge and pro-prosecution policies, advances in legislation such as the *Protection Against Family Violence Act*, and the provision of a wide range of services for victims and offenders, the effects of domestic violence still mar many individuals in Alberta. Its impact on families, communities, and society is long lasting, damaging, and serious.

It is argued that the response by police, prosecutors and the judiciary has been inadequate to meet the needs of the victims in these cases. The criminal justice system has traditionally been focussed on incidents occurring between strangers. The introduction of family relationships into this traditional paradigm poses many challenges. The highest proportion of these challenges are recanting and reluctant victims/witnesses and the ambiguous impacts of dispositions on perpetrators and victims. Further, in some jurisdictions there is a concern that systemic pressure on the courts prevents a thorough hearing of domestic violence cases.

Alberta Justice acknowledges that domestic violence needs to be more effectively addressed by the criminal justice system. Police services must properly respond to, and handle domestic calls, no matter how frequent, since failure to do so could expose individuals and the community to danger up to and including death. The system as a whole must provide consistent and responsive support to the victim. The Crown must recognize the complex dimensions of such cases and be knowledgeable about risk factors and available options to protect victims.

² Canada, House of Commons, *Debates* (8 July 1982) at 19119-19120.

³ Keri Sweetman, “Male MPs’ guffaws at wife beating query enrage female MPs” *The Ottawa Citizen* (13 May 1982).

⁴ Department of the Solicitor General Canada, *The Myth of “The Mandatory National Charging Policy,”* [unpublished draft] (1993) at 14.

Because domestic violence can and does have disastrous consequences for victims and their children, every criminal justice response to a domestic violence incident should be executed with sensitivity, diligence and above all, a firm understanding of the issues surrounding domestic violence.

By creating and widely distributing this Domestic Violence Handbook, the Alberta government is demonstrating its commitment to eradicating family violence. Alberta's dedication to ending family violence is ongoing, and as such, this Handbook will be electronically up-dated as the need arises to keep abreast of new developments in family violence research and programming. If you wish to learn about the current services available to those affected by family violence, the latest research, or how changes to family violence-related legislation may affect you, please visit the Alberta Justice website at: <http://www.justice.gov.ab.ca/home/>, or the Alberta Solicitor General and Public Security website at: <http://www.solgps.gov.ab.ca/home/> to access the most current version of the handbook. Guidelines to develop domestic violence Police and Crown Protocols will be included in an upcoming electronic version of the Handbook.

Definition of Domestic Violence

DOMESTIC VIOLENCE is defined as any use of physical or sexual force, actual or threatened, in an intimate relationship. It may include a single act of violence, or a number of acts forming a pattern of abuse through the use of assaultive and controlling behaviour. The pattern of abuse may include:

- Physical abuse
- Emotional abuse
- Psychological abuse
- Sexual abuse
- Criminal harassment (stalking)
- Threats to harm children, other family members, pets, and property

The violence is used to intimidate, humiliate or frighten a partner of an intimate relationship, or to make them powerless.

INTIMATE RELATIONSHIP is defined as between opposite-sex or same-sex partners. These relationships vary in duration and legal formality, and include:

- Current and former dating relationships
- Current and former common-law relationships
- Current and former married relationships
- Persons who are the parents of one or more children, regardless of their marital status or whether they have lived together at any time

Domestic violence is also commonly referred to as:

- Domestic abuse
- Domestic assault
- Domestic conflict
- Spousal abuse
- Spousal assault
- Battering
- Intimate partner abuse
- Intimate partner assault
- Relationship abuse
- Family violence

PLEASE NOTE - While the terms “domestic violence” and “family violence” appear interchangeably throughout this Handbook, the intended focus is on intimate partner violence.

Family Violence Initiatives in Alberta

Throughout Alberta's history, we have made great strides in helping to prevent, and deal with family violence. Starting with the introduction of the Office for the Prevention of Family Violence in 1984, and culminating with the Alberta Roundtable on Family Violence and Bullying in 2004, the following is a summary of the development of family violence initiatives in Alberta.

OFFICE FOR THE PREVENTION OF FAMILY VIOLENCE (1984)

In 1984, Alberta Family and Social Services established the Office for the Prevention of Family Violence to provide support and leadership in developing an effective response to family violence. The office distributes educational materials, develops government policies, and funds women's shelters and prevention projects. The Office for the Prevention of Family Violence was the first of its kind in Canada. In 1990, the United Nations commended Alberta for its progress in addressing family violence through the efforts of this office.

SPOUSAL ASSAULT GUIDELINES (1985)

In 1985, the Alberta Attorney General and the Alberta Solicitor General wanted to send out the message that family violence is real and that victims do not have to stop it on their own – police and prosecutors can, and will, take a lead role. As well, the Alberta government wanted to let abusers know that family violence cannot remain hidden and that there are serious consequences for abusing a partner. To reinforce these messages, the Assistant Deputy Minister, Criminal Justice Division, Alberta Attorney General's department, first issued spousal assault guidelines in 1985. These guidelines called for:

- Police to lay charges where facts and circumstances warrant, rather than placing the responsibility on the complainant.
- Crown prosecutors to request the court to consider including a condition of treatment in sentencing, where indicated.
- Crown prosecutors to withdraw cases only in exceptional cases, even when the victim indicates a desire not to proceed and to advise the victim of any support services available.
- Crown prosecutors to reflect, in their sentencing submissions or breach of peace bond charges, the serious nature of such offences or breaches.
- Crown prosecutors to make greater use of bail, interim release and probation to restrict the movement of offenders and thereby offer greater protection to the victim.

POLICE GUIDELINES (1990)

In October 1990, the Alberta Solicitor General's department introduced family violence policing initiatives after consultation with all Alberta police services and police commissions. The family violence guidelines were issued to all municipal police services and the RCMP to establish a uniform policy for handling family violence complaints. The nine general guidelines stated:

- Police shall assign the same priority to calls involving incidents of family violence as to any call where the safety of a person is being threatened.
- During the course of their investigation, police shall interview the complainant and the alleged abuser separately.
- A charge shall be laid when police officers have reasonable and probable grounds to believe an offence has occurred. The decision should not be dependant on the complainant's wishes.
- When a charge has been laid, police shall endeavor to obtain a signed statement from the complainant, as well as medical reports and photographs of injuries when injury is evident.
- Police shall offer assistance to the complainant in arranging medical attention, transportation to a safe place, and referrals to legal and community services.
- Police shall complete and file a report on all incidents of family violence regardless of what subsequent action was taken.
- Police shall make telephone contact with the complainant within one week after responding to a call to ensure the complainant's safety and to answer any questions regarding court proceedings.
- On a quarterly basis, police shall submit a Family Violence Report to the Department of Justice.
- Police shall receive specialized training on family violence.

PROSECUTOR GUIDELINES (1990)

In support of the Policing Guidelines issued to police services in 1990, guidelines were issued to all Chief Crown Prosecutors in March 1991, re-emphasizing the spousal assault guidelines first issued in 1985.

In addition, the March 1991 guidelines encouraged Crown prosecutors, in cases where detention in custody was not appropriate, to seek imposition of conditions in the release document which would assist in stabilizing the domestic situation and reducing the possibility of further violence. Such conditions included: banning the accused from the family residence, proscribing or limiting contact with the victim(s) or witnesses, banning the possession of firearms and abstention from the consumption of alcohol.

On December 17, 1993, the Assistant Deputy Minister, Criminal Justice wrote to all law enforcement agencies and Chief Crown prosecutor offices to provide guidance in relation to the recent *Criminal Code* amendments (including the new stalking offence and the new conditions of bail in Section 515) and to emphasize the following points:

- There is a need to focus on protection and support for the victim between the time of charging and the trial date.
- Section 264 of the Criminal Code, the criminal harassment (stalking) charge may be particularly useful in the period between a charge and the court appearance date, if the accused is attempting to intimidate the victim through actions which fall short of assault.

The Assistant Deputy Minister, Criminal Justice also sought police and prosecutor commitment to adopting an innovative, multidisciplinary approach to addressing enforcement and prosecution challenges associated with family violence.

In April 1995, Agents Manual Guideline #44 was issued. It reaffirms Alberta Justice's position that spousal assaults are serious criminal offences and are to be prosecuted accordingly. It consolidates key points on judicial interim release and sentencing.

PROTECTION AGAINST FAMILY VIOLENCE ACT (1999)

On June 1, 1999, the *Protection Against Family Violence Act* was proclaimed in Alberta. One of the provisions of this legislation allows police or social workers to obtain an Emergency Protection Order (EPO) by contacting a Justice of the Peace, on a 24-hour basis. The EPO is a temporary order that can order the respondent to stay away from family members and the residence, and allow the claimant (victim of violence) to remain in the home if it is safe. The legislation also allows a person to apply directly for a Queen's Bench Protection Order (a longer-term order) and allows police to obtain a Warrant of Entry to assist victims of family violence.

REVIEW OF BAIL PROCEDURES – SERIOUS DOMESTIC VIOLENCE CASES (1999)

Guidelines were announced on July 29, 1999 to improve bail notification and protection to victims of serious domestic violence. These guidelines allow police and Crown prosecutors around the province to identify cases where victims are considered to be at risk, and to notify the victims of offenders being released on bail.

- Police can flag cases where victims are deemed to be at particular risk, and victims can ask for notification. The speed of notification will depend on the ability of the police or Crown to contact the victim. The guidelines recommend telephone or personal notification whenever possible.
- Victims will be notified of the results of initial bail hearings and bail review hearings.
- Cases of spousal violence that have been flagged will be referred to specialized police spousal units, where such units exist.
- Crown prosecutors are to be individually assigned to cases of serious domestic violence, to ensure continuity throughout all stages of the case.
- Victim bail notification procedures will be included in domestic violence training programs for people employed in the criminal justice system.
- Police and Crown prosecutors are encouraged to develop local risk factoring tools to identify those accused who are most likely to offend while on bail.

CHILD, YOUTH AND FAMILY ENHANCEMENT ACT (2004)

The *Child, Youth and Family Enhancement Act* emphasizes that for families who experience domestic violence, intervention services should be provided in a manner that supports the abused family members and prevents the need to remove the child from the custody of an abused family member, while keeping in mind that the safety of children is of paramount concern. Family violence has been highlighted in the *Child, Youth and Family Enhancement Act*, and the definition of emotional injury has been expanded to include exposure to family violence. As well, police may now be required to report every family violence incident where children are present in the home.

SPECIALIZED CROWN AND COURTS

Calgary

In 2000, a domestic violence court commenced operation in Calgary. The Calgary Domestic Violence Court is a docket and trial court with four dedicated Crown prosecutors. The Calgary Justice Working Committee and Calgary's Action Committee Against Violence developed the Calgary Justice Working Project, of which the Domestic Violence Court is one component. The Calgary Justice Working Project, now called HomeFront, is a specialized, coordinated response that is integrated with community services.

HomeFront started in May of 2000 as a four-year demonstration project funded by the federal government bringing together social service agencies, law enforcement and the criminal justice system to help reduce domestic violence in Calgary through a coordinated community response. Based on the clear positive impact the work was making, HomeFront evolved into an agency in 2004. The agency operates as a coordinated response of law enforcement, criminal justice, and more than 60 community social service agencies. The combination of legal sanctions and counselling is designed to break the cycle of abuse.

From its inception, HomeFront recognized the necessity of accurate and verifiable measurement of the results of its efforts. Synergy/RESOLVE was contracted to perform a rigorous evaluation over the four-year HomeFront demonstration project. The study compared and analyzed data before and after the inception of HomeFront. During the evaluation, offenders were tracked for a period of two years to see if they re-offended. The results of the evaluation were released in October 2004 and demonstrated the rate of recidivism had dropped by two-thirds. The norm for recidivism within two years of an offence before the inception of HomeFront was 34.1 per cent. After the HomeFront model was implemented, that figure was reduced to 12.2 per cent. When offenders completed court-ordered batterer treatment programs, recidivism was reduced to only 5.7 per cent.

The evaluation found an additional success: a significant increase in the involvement of complainants in the justice system. HomeFront court caseworkers were successful in contacting 71 per cent of complainants. As a result of that contact, information about family history, issues relating to children, safety concerns, mental health and substance abuse, and requests for no contact orders – all from the victim's perspective – were available to the court team during the pre-court conferences.

HomeFront provides an excellent example of how a coordinated community response can provide an effective means of dealing with family violence.

Edmonton

In January of 2002, the Edmonton Domestic Violence Trial Court started hearing cases. Since that time, the Family Protection Section of the Edmonton Crown Prosecutors' Office has assumed responsibility for prosecutions related to intimate partner violence, elder abuse, and crimes against children. There are eight designated prosecutors that handle everything that comes into the Section, but the majority of cases are domestic violence-related. The Provincial

Court of Alberta has dedicated 2 full-time trial courtrooms including a “child-friendly courtroom,” and 2 half-day docket sittings, to hear these matters. There is also one child-friendly courtroom in the Court of Queen’s Bench. These “child-friendly” courtrooms are designed to reduce the potential trauma some children experience in a traditional courtroom setting.

Lethbridge

Lethbridge opened a Domestic Violence Court in March 2004. The court initially heard docket matters one afternoon a week, but it evolved into a court that included trial days dedicated to domestic violence cases. Lethbridge Crown prosecutors work with police, corrections, treatment and support providers, known as the “Domestic Violence Court Team” to ensure a better response to domestic violence for both the victim and the perpetrator by creating a coordinated, integrated strategy. Protocols outline policy and procedures for every step of the response process, from intervention through to rehabilitation.

Red Deer

Red Deer’s Domestic Violence court started in October 2005. In Red Deer Provincial Court, the first appearance date for domestic violence cases is set within 14 days from the date of the offence. Domestic violence cases are referred to the Resolution Unit at the docket stage or immediately after a trial is set. Resolution is pursued when suitable. Referral of offenders to the Freeman counselling service for a treatment program of 6 to 8 months, supervised by a Probation Officer, is a consistent goal of the Crown in Domestic Violence Court. A Case Coordinator works directly with victims, the police and the Crown to give victims direct input to the outcome of the case. The RCMP also has a Domestic Violence Unit which has a social worker embedded to interface with victims, the Women’s Shelter and the Women’s Outreach Society.

The Red Deer Domestic Violence Court is a docket court only and does not have a trial court component. Three prosecutors are dedicated on a rotation basis to the Court, as scheduling permits, in order to achieve consistency of approach. The Red Deer Crown Prosecutors Office is also represented on a steering committee dealing with domestic violence issues together with the City of Red Deer, the RCMP, the Women’s Shelter, Women’s Outreach, the Crisis Centre, Jim Freeman and Associates, Mental Health, AADAC, SPCA, Native Counselling, and other interested community groups for the purpose of attaining a coordinated community response.

Medicine Hat

Beginning in October 2005, one half-day per week has been dedicated to domestic violence docket court in Medicine Hat Provincial Court. The Medicine Hat Police Service (MHPS) and local RCMP agencies commit to scheduling first appearances within two weeks of a reported family violence incident. Correctional Services, MHPS, Victim’s Services, Child Protection and the Phoenix Safe House all dedicate employees or volunteers to meet with the Crown prosecutor to discuss files prior to the domestic violence court commencing. Further, a Prevention of Family Violence and Bullying Coordinator has been hired to organize and synchronize domestic violence initiatives in Medicine Hat.

Fort McMurray

In January 2006, Fort McMurray Provincial Court started setting aside a courtroom for a half day each week to hear domestic violence cases. The dedicated court allows for earlier intervention of domestic violence cases — one of the key factors in reducing repeat offences. This specialized court recognizes the unique nature of domestic violence cases, where the victim and offender are in a relationship that often includes children, finances and emotional ties.

The court allows government, police services and community agencies to work together to address family violence. They will share information and:

- Provide counselling,
- Assist with safety planning, and
- Ensure offenders abide by court orders.

Airdrie

In June 2006, the Airdrie and District Domestic Violence Intervention Court opened as the first circuit court in Alberta to implement special processes to hear domestic violence matters. The Airdrie circuit court only sits one day per week, so the goal of the court is early resolution of family violence docket matters. First appearance dates for these cases are shortened to within two weeks of the offence date.

The establishment of the Airdrie Domestic Violence Court was driven by a number of community stakeholders who felt strongly that the court would positively address Airdrie's family violence cases. The court creates an avenue for government ministries, police and community agencies to work together to address family violence and participate collectively in the criminal justice response. This community collaboration is the most effective way to address the variety of factors contributing to family violence. In responding, these organizations share information, provide counselling, assist with safety planning, and ensure offenders abide by court orders. The new specialized domestic violence court in Airdrie serves the community with quicker access to justice, more targeted services, and counselling for both victims and the accused.

Grande Prairie

In January 2007, Grande Prairie Crown prosecutors met with local judges, police officers, and probation representatives to discuss the possibility of establishing a Domestic Violence Court. As a result of this meeting and other collaborative community efforts, it was decided that a Domestic Violence docket and summary disposition court for domestic violence would commence every second Wednesday, starting in February of 2007. For each docket date, a member of the domestic violence unit of the RCMP, a probation officer, and a victim services representative will be available to assist the Crown with domestic violence files. This new program will be reviewed after a few months to determine if it requires some alterations.

COORDINATOR OF FAMILY VIOLENCE INITIATIVES FOR ALBERTA JUSTICE

On April 1, 2004 a specialized Crown prosecutor from Edmonton's Family Protection Unit was seconded as the Alberta Justice Coordinator for Family Violence Initiatives to take a lead role on provincial initiatives to reduce and prevent family violence. This handbook is one of those initiatives. She works with community and government stakeholders and with Alberta Solicitor General and Public Security, Alberta Children's Services, and police services developing province wide domestic violence protocol for police and Crown prosecutors. She also develops and delivers province wide training to prosecutors, police and other front line professionals to assist them with domestic violence cases.

SPECIALIZED POLICE SERVICES

Calgary

Calgary Police Service street personnel initiate all domestic violence investigations. Upon completion, each report is forwarded to the Domestic Conflict Unit, which consists of ten specialized investigators. Every report is reviewed and assessed for level of risk and determination of further involvement by the Unit. The Unit looks for cases of high risk, dangerousness or habitual behaviour. The Unit specializes in risk assessment, risk management, additional charges, breach enforcement and criminal harassment/stalking offences. The Domestic Conflict Unit is partnered with HomeFront, who are co-located within the Unit. HomeFront provides caseworkers that work with every victim of domestic violence where criminal charges have been laid. Working in the domestic violence docket court, the HomeFront caseworkers provide referrals to community agencies and services. The caseworkers also recognize high-risk victims and refer their cases directly to a Domestic Conflict investigator. This collaboration allows a diverse approach to addressing the needs of the victims. The Unit provides an investigator to the domestic violence courtroom, offering assistance to the Crown and court team. This daily monitoring also recognizes high-risk offenders and victims. The Domestic Conflict Unit also provides assistance to street personnel and numerous community partners.

Edmonton

The Spousal Violence Intervention Teams are a joint venture of Edmonton Community Services and the Edmonton Police Service that resulted from the Mayor's Task Force on Safer Cities. Each Spousal Violence Intervention Team is made up of an Edmonton Police Service detective partnered with a social worker from Edmonton Community Services. Once the initial investigation is complete, copies of the report are sent to the Spousal Violence Intervention Team in the geographic area in which the incident occurred. The files are reviewed, then based on a group of selection criteria and personal experience, the file is rated as high, medium or low risk. For the victim, working with the team is optional. If a victim does not wish to work with a team, information is provided about where to get help and about developing a safety plan. The Teams work closely with the Crown prosecutors' office to provide as much information on the accused and the investigation as possible. The teams have dedicated themselves to the Family Protection Unit docket court where they assist victims and Crown.

Medicine Hat

The Medicine Hat Police Service provides policing to a community of 56,000. Street personnel initiate all domestic violence investigations by the Medicine Hat Police Service. Upon completion, each report is flagged to the Family Crime Unit (FCU) in the Criminal Investigations Section of the Police Service. Within the Family Crime Unit, two constables are dedicated to investigating crimes involving family violence, sexual assault, child abuse and elder abuse. One Child Protection worker, employed with the Southeastern Alberta Child and Family Services Authority, works alongside the constables in the Family Crime Unit. The Family Crime Unit was initiated in September 2004, and is based out of the Police Service building as a result of a joint investigative initiative signed by the two parties. The child protection worker has full access to police files, and police have access to child protection files. The team jointly investigates domestic violence, sexual assault and child abuse cases when children are involved or are exposed to risks. The Unit is also responsible for assessing levels of risk and completing risk assessments in all domestic violence files. The purpose of the joint investigative initiative is to provide an improved interdisciplinary response to complaints of victims and children at risk.

Lethbridge

The Lethbridge Regional Police Service provides policing to the communities of Lethbridge and Coaldale. The Major Crimes section of the service has two detectives dedicated to investigating crimes involving family violence and sexual assault. The other detectives of the section can fill in these roles as required. In addition, for the past four years, two child protection workers employed with Southwest Alberta Child and Family Services Authority have worked along side and out of the Police headquarters building as a result of a joint investigative initiative signed by the two parties. The child protection workers have full access to police files, and all members of the police service have access to the child protection workers. The team jointly investigates family violence and sexual assault cases, if children are involved or are exposed to risks. The purpose of this joint investigative initiative is to provide an improved interdisciplinary response to complaints of children at risk.

In March 2004 a Domestic Violence Court was set up in Lethbridge and all initial domestic violence cases are now heard at 2pm every Tuesday afternoon. This Domestic Violence Court saw further collaboration between the police, Crown, child protection, Harbour House, defense lawyers, and the Lethbridge Regional Police Victim/Witness Services workers in dealing with domestic violence.

RCMP

RCMP detachments throughout Alberta have established family violence initiatives at the community level. From Sylvan Lake to Thorsby, and from Lac La Biche to Boyle, innovative programs to prevent and address domestic violence have been instituted throughout the province. For more information, please visit:

http://www.rcmp-grc.gc.ca/ab/news/2006/Edmonton_FamViol_Bkgd_Initiatives_Nov01-06.htm

ZEBRA CHILD PROTECTION CENTRE - EDMONTON

Since 2002, The Zebra Child Protection Centre has been lending strength to victims of child abuse within Edmonton. This interdisciplinary partnership of child protection professionals (i.e. EPS child protection detectives, Children's Services special investigators, Child at Risk Response Teams, child and family advocates, Crown prosecutors, Stollery forensic pediatricians) supports children and their caregivers throughout the disclosure, investigation, court and recovery/healing process. By providing an integrated system of services under one roof and in a child-centred, community based environment, the Centre works to minimize stress and trauma and foster healing. The majority of investigations/files originate from EPS Patrol and Children's Services Crisis Centre. This community model provides for child-centred services including a child-friendly facility; multi-disciplinary team investigations; taped forensic interviews; child advocates and supportive services for families; medical services referrals; Child at Risk Response Teams; mental health services referrals and outreach/education programs. The intervention, advocacy, educational and outreach services are supported by volunteers and funding from individuals, organizations and the government.

CHILD AT-RISK RESPONSE TEAMS

The Edmonton and Calgary Police Services also provide Child At-Risk Response Teams (CARRT) in situations where children are considered at risk. The CARRT Teams are made up of two-person teams, consisting of a police officer and a social worker. They are first responders to calls that originate from police communications, the child abuse unit, and the agency's crisis unit. A computerized database of case files is accessible by both police and social workers. Each team investigates situations that pose immediate safety concerns involving children at risk. The goal of this collaborative effort is to protect children from all forms of abuse, exploitation, and neglect. The CARRT teams give presentations that increase the public's knowledge of ways to protect children.

POLICE-BASED VICTIM SERVICE UNITS

Police-based victim service units are available to deliver services to victims of crime in 98% of Alberta. Although victim service units work closely with the police, they are independent organizations. They operate out of police facilities and deliver ongoing, frontline services to victims of crime that includes providing information about available programs and services, updates on the status of court cases, court preparation and court accompaniment. Victims of crime are referred to victim service units by police and collaboration occurs with many community partners to provide education and increase awareness. Victim service units provide information, assistance and support to victims of family violence during the police investigation and any subsequent court proceeding. In some communities, the victim service unit may be the only service available to victims of family violence.

For more information on police-based victim service units, please visit:
http://www.solgen.gov.ab.ca/victim/related_agencies.aspx#0

ALBERTA ROUNDTABLE ON FAMILY VIOLENCE AND BULLYING (2004)

In October 2003, Premier Klein announced that family violence would be a priority for the provincial government. Following seven months of consultation that included; 13 workshops, 33 focus groups, 423 submitted questionnaires, and 571 entries in the “My Alberta” contest for youth, the Alberta Roundtable on Family Violence and Bullying took place in Calgary on March 7, 2004, with over 300 delegates. Using the recommendations from the Alberta Roundtable, a Cross Ministry Business Plan - Strategy for the Prevention of Family Violence and Bullying 2005-08 was developed under the lead of Children’s Services. Alberta Justice was an active participant in the Roundtable.

ALBERTA RELATIONSHIP THREAT ASSESSMENT AND MANAGEMENT INITIATIVE (ARTAMI)

The Alberta Relationship Threat Assessment and Management Initiative (ARTAMI) is a provincial, multidisciplinary threat assessment unit dedicated to reducing and preventing relationship violence and stalking. It is the first threat assessment unit in Canada to involve experts from various fields as well as multiple law enforcement agencies who deal solely with relationship violence and stalking.

ARTAMI is a resource for police, prosecutors, child intervention caseworkers, women’s shelters, corrections personnel, and mental health experts to help victims of high-risk relationship violence or stalking situations. In creating a multi-disciplinary team of experts, ARTAMI provides an integrated, pro-active response to relationship violence and stalking by providing:

- Recommendations in respect of investigations, charges, court orders, victim safety requirements and strategies.
- Formal Threat Assessments and Case Management Plans.
- Expert court testimony for purposes of bail and sentencing hearings; child custody and access hearings; and guardianship applications.
- Participation in case conferencing.
- Delivery of training province wide in the area of relationship violence, stalking, threat assessment and risk reduction.

WORLD CONFERENCE ON PREVENTION OF FAMILY VIOLENCE (2005)

From October 23-26, 2005 the World Conference on Prevention of Family Violence was held in Banff, Alberta. More than 1,200 delegates, presenters, observers and volunteers from 30 countries on six continents attended the World Conference. Speakers and delegates represented the full range of faith communities and countries at all levels of development. International leaders, researchers, and policy and program experts shared best practices in family violence prevention, intervention, support, and follow-up.

Conferences such as this heighten global awareness of family violence, strengthen leadership networks and collaborative partnerships, and point the way for a generation free of family violence. The World Conference on Prevention of Family Violence 2005 was the first truly

international conference to focus on prevention of family violence in all its forms. It was also unique in that a provincial government took the lead role in bringing together experts, academics and practitioners from around the globe to share information and learn from each other.

PROTECTION AGAINST FAMILY VIOLENCE AMENDMENT ACT (2006)

The *Protection Against Family Violence Amendment Act* received Royal Assent on March 23, 2006, and became law on November 1, 2006. The *Protection Against Family Violence Amendment Act*:

- Adds a preamble to set out the underlying principles and objectives of the Act.
- Amends the definition of family members to include relatives, whether or not they reside together.
- Amends the definition of family violence so that the intention of the respondent is not a factor. Now, family members must be intimidated or harmed, but the respondent doesn't have to have intended the intimidation.
- Adds stalking to the definition of family violence.
- Amends the section that sets out what the judge or Justice of the Peace (JP) must determine, and the things that must be considered, before granting an Emergency Protection Order (EPO). New things to consider include where there has been controlling behaviour by the respondent, whether the family violence is repetitive or escalating, the vulnerability of elderly claimants, the effect of exposure to family violence on children, and the claimant's need for a safe environment to arrange for longer term protection.
- Sets out circumstances that do not preclude the granting of an EPO. These include: the fact that there have been previous protection or no contact orders and the respondent has previously complied with same; the respondent is temporarily absent from the residence at the time of the application; the claimant is temporarily in a women's shelter or other safe place; criminal charges have or may be laid; and the claimant has a history of returning to the residence and residing with the respondent after family violence.
- Increases the amount of time within which the review of the EPO must be scheduled from 7 working days to 9 working days after the granting of the EPO.
- Under a Queen's Bench Protection Order - now allows only the respondent (rather than any family member) to be ordered for counselling.
- Under a Queen's Bench Protection Order- may authorize counselling for a child without the consent of the respondent (this ensures that an abusive parent cannot stand in the way of a child getting the help they need).
- Clarifies who can apply for an order and stipulates that clerks can provide the address of the claimant if it is part of the court order.

FAMILY VIOLENCE SERVICES IN THE COMMUNITY

Many community organizations throughout Alberta provide services to families impacted by family violence. Women's shelters, community agencies, churches, psychologists, psychiatrists and many other service providers work diligently to provide programs and services to victims and children, and perpetrators of family violence.

There are many examples of community agencies carrying out this important work, including: the YWCA Family Violence Program which provides family violence victims with a 24-hour crisis line, counseling, legal assistance, referral and advocacy services, and traditional housing; and the Edmonton John Howard Victim Assistance Program which provides services to victims of domestic violence appearing in domestic violence courts. Changing Ways in Edmonton and the Calgary Coalition on Family Violence are grass roots agencies that assist victims and provide programming for perpetrators of family violence.

What We Know About Domestic Violence

It is difficult to obtain a complete picture of the full extent of domestic violence in Canada because it often remains hidden. A person who is being abused may endure the abuse for a long time before seeking support, while some victims never tell anyone about the abuse. The Alberta Council of Women's Shelters estimates that eighty per cent of women sheltered do not plan on reporting the abuse to police.

A person who is being abused may be reluctant, unable to talk about, or report abuse for many different reasons.⁵ They may:

- Be emotionally attached to the abusive partner
- Have strong beliefs about keeping their relationship or family together
- Fear that the abuser will retaliate against them or their loved ones
- Fear being stigmatized by others
- Be economically dependent on the abusive partner
- Live in an isolated area
- Be socially isolated from others
- Face communications, language or cultural barriers
- Feel ashamed or powerless and lack access to information, resources and support.

In particular, victims may be reluctant to involve authorities because they:

- Do not want the abuser to be removed from the home, go to jail, or have a criminal record.
- Do not believe that involving the criminal justice system will stop the abuse.
- Do not believe that the criminal justice system can help or protect them.

According to Statistics Canada, between 1994 and 2003, spousal homicides represented approximately one-in-five solved homicides in Canada (18%) and almost half of all solved family homicides (47%).⁶ There were 1,695 family-related homicides between 1994 and 2003. Overall, six out of ten family-related homicides involved female victims. Rates of spousal homicide among the four Western provinces were higher than all other regions.

In 2003, there were a total of 78 persons who were killed by their spouse in Canada, of which 64 were female victims and 14 were male victims. A history of family violence was present in 6 out of 10 spousal homicides. As well, in 2003, there were 59 homicides committed against children and youth (under the age of 18 years), representing 11% of all homicides in Canada. Slightly more than half of these homicides (53%) were committed by a family member. Finally, there were 35 homicides committed against older adults (aged 65 years and older), representing about

⁵ Canada, Statistics Canada, Family Violence in Canada: A Statistical Profile 2002 (Ottawa: Statistics Canada, 2002).

⁶ Canada, Statistics Canada, Family Violence in Canada: A Statistical Profile 2005 (Ottawa: Statistics Canada, 2005).

6% of all homicides in Canada. Almost one-third of these homicides (31%) were committed by a family member.

Violence experienced by women tends to be more severe - and more often repeated - than the violence directed at men. For example, compared to men, women were:⁷

- Six times more likely to report being sexually assaulted
- Five times more likely to report being choked
- Five times more likely to require medical attention, as a result of an assault
- Three times more likely to be physically injured by an assault
- More than twice as likely to report being beaten
- Almost twice as likely to report being threatened with, or having a gun or knife used against them
- Much more likely to fear for their lives, or be afraid for their children as a result of the violence
- More likely to have sleeping problems, suffer depression or anxiety attacks, or have lowered self-esteem as a result of being abused
- More likely to report repeated victimization.

Some researchers have noted that women also experience higher levels of certain types of emotional abuse. Compared to men, women:

- Were four times more likely to report being threatened, harmed, or having someone close to them threatened or harmed
- Were four times more likely to report being denied access to family income
- Were more than twice as likely to report having their property damaged or their possessions destroyed
- Reported a higher incidence of being isolated from family and friends
- Reported a higher rate of name-calling and put-downs.

ALBERTA STATISTICS

In 2004, a total of 5,520 spousal abuse incidents were reported to police in Alberta, resulting in 3,865 charges being laid.⁸ In 2005, this number rose to a total of 6669 spousal abuse incidents reported to police, resulting in 4187 charges being laid.

According to Statistics Canada, women in Alberta experience the highest rates of domestic violence in Canada (10%).⁹ Women in Alberta also experienced the highest stalking rates in Canada, with 13% of women reporting a stalking incident within the past five years. A Canadian

⁷ Information about the extent of spousal abuse in Canada comes from the 1999 General Social Survey on Victimization (GSS). This victimization survey asked almost 26,000 women and men in Canada about their experiences of abuse including experiences of violence and emotional abuse in their current or previous marriages and common law partnerships.

⁸ Statistics from Alberta Solicitor General and Public Security

⁹ Canada, Statistics Canada, Family Violence in Canada: A Statistical Profile 2005 (Ottawa: Statistics Canada, 2005).

Institute for Health Information Report released in September 2003, (based on 1999 statistics), showed that Alberta has a higher proportion of cases involving domestic violence against women than any other province.

For the fiscal year April 2006 – March 2007, nearly 13,000 women and children were resident in Alberta's shelters.¹⁰ Shelters also received over 100,000 crisis calls, marking a 15% increase over the previous year.

To respond effectively, criminal justice professionals should approach domestic violence cases with the following factors in mind:

Domestic violence:

- Is a serious crime
- Is an abuse of trust
- Takes many forms, although only behaviour that is “criminal” can trigger prosecution
- Can have devastating effect upon the victim, families, and children who witness or live with the consequences of that violence
- Is likely to become more frequent and more serious the longer it continues
- Can result in death.

Historically, the legal system has become involved only after:

- The pattern of abuse is well established
- The level of physical injury has become serious
- The violence has spread beyond the intimate relationship or family.

In some cases, victims of domestic violence:

- Continue to live with their abuser
- Are financially, emotionally, and psychologically dependent on their abuser
- Experience continuing threats to their safety
- Find it difficult to give evidence in court because of the complex nature of domestic violence
- Have difficult decisions to make that will affect their lives and the lives of those close to them (particularly those who may have suffered over a considerable period of time)
- May blame themselves or feel that agencies may blame them
- Do not make complaints of domestic violence in a timely fashion or at all for fear of reprisals, intimidation or a number of other factors
- May fear reporting offences, especially if they are disabled people or elderly and the abuser is also the caregiver

¹⁰ Alberta Council of Women's Shelters. Available at: <http://www.acws.ca/news/stats.php>

- A victim's first contact with law enforcement or the courts rarely happens after the first or second domestic violence incident
- A victim may be involved in a criminal proceeding, a civil matter, custody, support and visitation proceedings, and a matrimonial action, in multiple courts. This fragmentation coupled with differing standards of proof and rules of procedure can demoralize and inadvertently endanger victims and their children.
- The costs of being involved with the criminal justice and legal systems in money, time, work, privacy, and retaliation by the abuser can be daunting for victims.
- The lives of others (including children) may be at risk.
- Failure to obey a subpoena, or failure to testify against the abusive partner may be a product of the victim's judgment, that it is better not to aggravate the abuser by testifying.

Early intervention and a coordinated response to domestic violence:

- Provides the best path to protecting the victims and their children
- Prevents the escalation of a pattern of abuse
- Reduces the rate of domestic homicide and serious assaults
- Where possible, maintains family stability.

Understanding the Abuser

The primary motivation of an abuser is to maintain control over the victim. Although many still believe that anger is the cause, power and control over the victim is the prime objective of the abuser. Tactics that abusers employ may include isolation, threats, occasional indulgences, and demonstrations of omnipotence, degradation, and enforcement of trivial demands. Abusers may employ similar patterns of physical, sexual, financial and emotional coercion to control their victims. These tactics prevent victims from leaving abusive relationships. Control tactics may also include:¹¹

- Emotional abuse
- Threats/acts to kidnap, sexually abuse, or physically harm victim's children
- Controlling finances
- Sexually abusing victim
- Threats of suicide/homicide
- Harassment.

According to the National Judicial Institute on Domestic Violence, there are five central characteristics of domestic violence:

- Domestic violence is learned behavior
- Domestic violence typically involves repetitive behaviour; encompassing different types of abuse
- The batterer, not substance abuse, the victim, or the relationship, causes domestic violence
- Danger to the victim and children is likely to increase at the time of separation
- The victim's behaviour is often a way of ensuring survival.

Some abusers extend their controlling tactics to situations within the courtroom, before, during or after the proceedings. These may include:

- Physical assaults or threats of violence against the victim, those providing refuge, and others inside the courtroom
- Threats to take the children through custody/access
- Coercion to withdraw the charges or recant
- Following victim in or out of court
- Sending notes or "looks" during proceedings (an abuser can send threatening messages to the victim through body language, that will go unnoticed by all others present)
- Bringing family or friends to court to intimidate the victim
- Speeches about how the victim "made me do it"
- Statements of profound devotion or remorse to the victim and court
- Repeated requests for delays in proceedings

¹¹*Enhancing Judicial Skills in Domestic Violence Cases*, Presented by The National Judicial Institute on Domestic Violence, April 25-28, 2004, Sofitel Chicago Water Tower, Chicago, Illinois.

- Changing counsel or failure to follow through with appointments
- Intervening in the delivery of information from the court to the victim so that the victim will be unaware of when to appear
- Requests for mutual orders of protection as a way to continue control over the victim and manipulate the court
- Continually testing the limits of parenting time or support arrangements (e.g. arriving late or not appearing at appointed times, failing to make support payments)
- Threats and/or initiation of custody fights to gain leverage in negotiations over financial issues
- Initiating retaliatory litigation against the victim or others who support the victim
- Enlisting the aid of parent rights groups to verbally harass the victim (and sometimes courts) into compliance with demands
- Using any evidence of damage resulting from the abuse as evidence that the victim is an unfit parent.

It is important to remember that because domestic abuse takes many forms, only behaviour that is defined as criminal can trigger prosecution. On the other hand, the emotional or financial abuse frequent in most battering relationships will go unchallenged.

HOW TO ASSESS MUTUAL CLAIMS OF ABUSE

According to University of New Brunswick Professor, Linda C. Neilson,¹² careful scrutiny of past conduct and the power and control dynamics of the relationship are critical to accurate assessment when intimate partners make allegations of abuse against each other. She asserts that when male partners claim that female partners are also violent, this can be a reflection of several distinct realities, including:

- Women and men do engage in acts of violence, usually relatively minor acts of violence, during conflict in non-abusive relationships
- Such acts of violence tend to be far less dangerous than abusive violence
- While no violence can be condoned, female victim violence within an abusive relationship is more complicated and thus more difficult to understand
- Women who are victims of intimate-partner abuse do engage in violence and violent self-defence, violent retaliation, violent reaction to abuse, violent resistance
- Victims of abuse may even initiate violence in an effort to get imminent violence over with, as a reaction to past abuse, or to deflect violence against children
- The vast majority of victims of domestic violence are women
- Abusive violence causes more psychological and physical damage, is more likely to escalate, and is far more dangerous than non-threatening, isolated violence
- Domination, intimidation, degradation, and control are the essential elements of abusive violence

¹² Linda C. Neilson, "Assessing Mutual Partner-Abuse Claims In Child Custody and Access Case," *Family Court Review*, Vo. 42 No. 3, July 2004, 411-438.

- When domination and control are absent, it is questionable that what is being reported is abusive violence. It is more likely that what is being reported is a form of violence during conflict
- Although abuse victims can and do commit violent acts, the violence is not abusive because it is the abuser, not the victim, who is dominating, intimidating, degrading, and controlling.

When partners are abusive, they do not have to use violence to terrorize. Threats in the face of prior violence will suffice. Despite the absence of objective, observable violent action, patterns of abuse may continue. A victim of abuse will quickly learn to read signals from the abuser – certain words, or body language may easily convey threats of harm if understood in the context of that relationship.

In sum, Neilson states that the only way to assess mutual claims of intimate-partner violence is by careful consideration of context including:

- Indicators of domination and control
- Patterns of violent action
- Emotional abuse
- Social and cultural context
- Victim vulnerability
- Psychological (as well as physical) impact on victim.

In order to assess the existence of control, it is important to be able to recognize what control is.

CONTROL TACTICS

- Isolation
- Keeps victim focused on abuser
- Depletes victim's inner resources
- Occasionally indulgences victim to ensure compliance
- Powerful and feared
- Threatens
- Enforces trivial demands

INDICATORS THAT SOMEONE IS BEING CONTROLLED

- Protective of partner
- Minimizes, denies abuse
- Minimizes, denies danger to self and/or children
- Hopeful, believes abuse will not happen again
- Views abuse as their fault, believes they provoked it
- Dependent upon approval from others
- May have witnessed abuse or been abused in childhood
- Looks to others or partner for direction and approval
- Focuses on positive aspects of partner

- Rationalizes or explains abuse in relation to partner's problems or stresses
- Numb, flat affect
- Holds belief that partner is more important
- Views self as weak, dependent and needy of partner¹³

DOMESTIC TERRORIST

The following characteristics identify the “domestic terrorist”¹⁴ personality. According to experts, the “domestic terrorist” has a very high lethality index:

- Unpredictable outbursts
- Unpredictable physical violence (biting almost universal)
- Undermines partner's sense of autonomy:
 - Controls sleep/wake cycle
 - Controls personal hygiene
 - Controls toilet routine/schedule
 - Controls eating patterns (deprivation)
- Sexual enslavement
- Sexual violence – bondage, clamping devices, strangulation, foreign object insertions (anal), forced sex with others

Police are encouraged to refer perpetrators of domestic violence to the National Domestic Violence Hotline at 1-800-799-SAFE (7233), 1-800-787-3224 (TDD), or www.ndvh.org/. They can provide you with helpful contact information.

Refer to section on Dominant Aggressor/Dual Charging for further explanation and indicators of control and the battering personality.

Appendix #1 - Includes a document entitled, “Signs to Look for in a Battering Personality.”

¹³ Violence Prevention Council of Durham Region, Durham Response to Woman Abuse (2000) available at: <http://www.durhamresponsetowomanabuse.com/protocol/approach.html>.

¹⁴ Dr. Marc Nesca, on Spousal Assault Risk Assessment.

Understanding the Victims of Domestic Violence

While often frustrating for professionals, the ambivalence, denial, and helplessness that often characterize abuse victims may be learned messages that have allowed the victim to survive the abuse. Victims of domestic violence may not behave like victims of other violent crimes. While some victims want prosecution to the fullest extent of the law, many do not.

In *Lavallee v. The Queen*¹⁵ Madame Justice Wilson stated that the effect of battering a spouse requires an expert to assist the court in understanding the unique nature of these offences:

“Expert evidence on the psychological effect of battering on wives and common law partners must, it seems to me, be both relevant and necessary in the context of the present case. How can the mental state of the appellant be appreciated without it? The average member of the public (or the jury) can be forgiven for asking: Why would a woman put up with this kind of treatment? Why should she continue to live with such a man? How could she love a partner who beat her to the point of requiring hospitalization? We would expect the woman to pack her bags and go. Where is her self-respect? Why does she not cut loose and make a new life for herself? Such is the reaction of the average person confronted with the so-called “battered wife syndrome.” We need help to understand it and help is available from trained professionals.”

In many cases, victims’ decisions to stay or leave an abusive relationship, or cooperate in prosecution are based on survival. Due to the complexities involved in these cases, leaving is a process, not an event. Factors victims consider may include:

- Fear
- Surviving escalations in violence that often follow separation
- Raising children alone in poverty
- Facing the potential loss of their children to abusive partners in custody battles
- Safety issues
- Complexity of relationship with abuser
- Challenges victims face having to provide for themselves and their children.

BARRIERS TO A VICTIM ESCAPING AN ABUSIVE RELATIONSHIP:

- Belief that staying is best for the children
- Lack of employment skills
- Financial dependency on abuser
- Inability to afford legal assistance with divorce, custody, or protection order proceedings
- Fear of court system intervention
- Isolation of victim from social or family connections

¹⁵ *Lavallee v. The Queen* [1990] 55 C.C.C. (3d) S.C.C.

- Victim is attempting to change in the hopes abuse will stop
- Abuser expresses remorse and promises to change
- Abuser has degraded victim to the point that victim believes statements and lacks self-confidence necessary to leave
- Religious, cultural constraints
- Lack of trust in the criminal justice system.

THE FOLLOWING LISTS COMMON SURVIVAL OR COPING STRATEGIES THAT VICTIMS MAY DISPLAY:

- Minimizing or denying the violence
- Taking responsibility for the violence
- Using alcohol or drugs as a numbing effect
- Self-defense
- Seeking help
- Remaining in the abusive relationship to avoid escalation of violence
- Initiating violence as a means of gaining some control.

FURTHERMORE, PROFESSIONALS NEED TO UNDERSTAND THAT FOR SOMEONE TO LEAVE AN ABUSIVE RELATIONSHIP THEY MAY HAVE TO:¹⁶

- Give up the denial and helplessness that have been part of her/his survival
- Acknowledge the extent, severity and danger of the abuse
- Begin feeling, thinking and acting in her/his own interests with clarity, strength and decisiveness
- Act in spite of the threats of harm to victim or children
- Take action to protect her/himself and her/his children
- Accept that the abusive partner may follow or find him/her
- Accept that leaving may place him/her and the children in further danger
- Ignore the threats of losing the children through custody
- Overcome the belief that abusive partner is all powerful and omnipotent
- Ignore constant phone calls from abuser crying and pleading
- Ignore the shock and disbelief of friends and colleagues who think abuser is a nice person
- Ignore the statements of people or professionals who subtly or blatantly blame the victim
- Overcome cultural, religious, political, and family messages pressuring victim to stay and work it out
- Ignore the sadness and insecurity of the children who miss the abusive parent and plead with the victim to take him/her home
- Accept that he/she will not give her/him money unless she/he returns
- Accept that she/he may have to request financial assistance
- Accept that often, at least temporarily, she/he has lost the home and her/his security
- Cope with all this and remain strong and decisive when she/he has been isolated from friends and family.

¹⁶ Violence Prevention Council of Durham Region, Durham Response to Woman Abuse (2000).

As a result, victims may leave and return many times during their process of working through these issues.

A victim's reluctance is often misunderstood by police, prosecutors, judges, and juries who come to believe that the victim does not care and that they should not bother to proceed or convict. Ironically, victims who are eager witnesses are sometimes disbelieved and suspected of being vindictive or of seeking an edge in a divorce or custody battle.

For the reasons above, police and prosecutors must always anticipate that the victim will become unavailable. However, early contact with victim advocates who provide information and support about domestic violence, the court process, and victim's role help to encourage cooperation. Working together, police and prosecutors can develop proof of the cases so that they can proceed to conviction without the victim's testimony. Other serious crime is regularly prosecuted without eyewitness testimony: murder cases for example.

RECANING VICTIM

Where practicable, the investigating officer should be asked to obtain the following information from the victim. Where the investigating officer is unavailable, the Crown prosecutor should conduct the interview (only in the presence of a peace officer or independent witness) in order to ascertain:

- Whether there is a history of an abusive relationship
- Whether there has been a recent separation
- Whether there is a history of harassment
- Whether there are divorce/child access/custody proceedings in progress
- Whether the accused has a psychiatric history
- Immigration status of victim and accused to the extent that whether a finding of guilt could affect Canadian residency for either party
- Whether the accused has ever threatened the victim or victim's children in any manner
- Whether there are serious financial difficulties facing the family unit
- Whether the accused is employed
- Whether the victim is financially dependent on the accused
- Whether the accused has a related criminal record
- Whether the accused has an alcohol or drug dependency
- Why the victim is recanting
- When and under what circumstances was the recantation made
- Whether the accused has used, or threatened to use a weapon against the victim and/or children
- Whether the accused has access to weapons.

The purpose of the interview is to:

- Assist in determining the genuineness of the recantation
- Provide insight into the motivation for the recantation
- Assess the victim's reliability as a witness
- Reassure and encourage the victim to testify as to what occurred
- Inform the victim about any relevant bail conditions imposed on the accused
- Confirm victim has been made aware of available community services
- Communicate the Crown's position with respect to the prosecution and possible sentence of the offender.

HELP FOR VICTIMS ESCAPING ABUSIVE RELATIONSHIPS

Albertans in abusive situations can get help 24 hours a day, seven days a week through Alberta Works. All they need to do is call 1-866-644-5135 toll-free in Alberta or 644-5135 in Edmonton to find out what is available. These financial supports are available through Alberta Works, providing the program's eligibility criteria are met.

Getting to safety

- Emergency transportation to a safe place is provided (such as a women's shelter).
- If shelters are full or not available, emergency accommodation is arranged in hotel or motel.
- A \$56 allowance to cover incidental expenses not covered by the shelter.
- Emergency items not available through shelters are covered, such as prescription drugs, dental or optical services and childcare.
- Relocation costs within Alberta or Canada are covered if a person must move out of their community to escape the threat of violence.

Setting up a new household

- A \$1,000 allowance is issued to help set up a new home.
- Damage deposit to secure a residence is covered.
- Financial help provides for needs such as food, clothing, shelter and other basic needs, free from the expectation to seek employment, so personal or family matters can be dealt with.
- A \$50 monthly benefit is provided with the recognition that Albertans fleeing abuse are not ready to go to work.

Starting a new life

- \$30 per month for telephone costs and \$60 per month for transportation costs are provided to ensure access to additional supports, such as being able to call for help and travel to get counselling or legal advice.
- Employment and training services are available to help find jobs.
- Child support from the other parent(s) is arranged, if it does not endanger the family's safety.

- To help people increase their income through working, earnings exemptions take only a portion of their wages into account when their monthly financial support is calculated.
 - Single parents get the first \$230 in monthly earnings (plus 25 per cent of any amount over \$230) without any deductions from their financial benefits.
 - Single people or couples without children get the first \$115 in monthly earnings (plus 25 percent of any amount over \$115) without any deductions from their financial benefits.
- Supplementary health coverage continues for the whole family after they stop receiving financial support, to make the transition into working easier.
- Extended health coverage for children – through the Alberta Child Health Benefit – is available to all families with limited incomes.

There is also help available to assist victims in finding the services they need. One such example is the new community service number – “211.” 211 is an easy to remember telephone number that connects people to a full range of non-emergency social, health and government services in the community. Twenty- four hours a day, seven days a week, Certified Information and Referral Specialists answer 211 calls, assess the needs of each caller, and link them to the best available information and services.

Starting in October 2005, Edmonton & Calgary will be holding the official launch of 211 to the general public. It is hoped that the general public will embrace this service and advocate for it all across the province. For more information, please visit www.211.ca.

Victims escaping abusive relationships may also want to visit Justice Canada’s *Family Violence Initiative* website at: <http://canada.justice.gc.ca/en/ps/fm/>, or its *Family Violence Youth Site* at: <http://www.familyviolencehurts.gc.ca/>.

Appendix #2 - Includes a comprehensive Safety Planning document recommended by the Ontario Solicitor General that can be easily incorporated into local responding agencies’ practice guidelines.

Appendix #3 - Includes information regarding the introduction of “211,” a phone number that connects people to a full range of non-emergency social, health and government services.

Aboriginal Victims of Domestic Violence

It is very important for the police and Crown to note that there is tremendous within-group diversity in the Aboriginal culture. Aboriginal victims across Canada have different languages, traditions, and spiritual beliefs. Further complicating the issue of heterogeneity is the continuous migration between reserves and urban areas. A battered Aboriginal may have a different framework based on whether she/he grew up in an urban setting or on a reserve. There are also political and economical differences that must be considered.

Some Aboriginal victims have resided on the same reserve for their entire lives. If a battered individual leaves her/his home to go to a shelter, she/he is forced to leave both familiar surroundings and a support system.

Many victims residing on reserves live in such poverty that they do not have access to telephones, transportation, or childcare. In many cases, the remote areas in which they live do not even have telephone lines or a transportation system. Some battered Aboriginals do not speak English. All these factors severely impact the victim's help-seeking behaviour.

When dealing with individual victims of violence, it is important to understand that victims must deal with a multitude of issues. Health Canada provides the following examples:¹⁷

- Their resources may be very limited
- Their support system may be in the very community in which they live
- Their perpetrator could be an important member of the community
- The perpetrator may have possession of the house
- Suspicion about the justice system may discourage many Aboriginal people from seeing it as an option
- Victims are loath to put a perpetrator in a system that is viewed as racist
- Many victims in cases of spousal violence fear police will take their children
- In many instances, there are no culturally appropriate services.

Family violence is a significant problem for Aboriginal communities. It is important that police and the Crown recognize the special history and circumstances of Aboriginal people so that they can deliver culturally sensitive services.

¹⁷ Health Canada. *Family Violence in Aboriginal Communities: An Aboriginal Perspective*. From the National Clearinghouse on Family Violence, 1996.

Children Exposed to Family Violence

The development and emotional well being of children living with domestic violence are significantly compromised. The impact of directly or indirectly witnessing one's parent being emotionally and/or physically injured is intensified when another parent figure is responsible for the violence.¹⁸

The *Child, Youth and Family Enhancement Act* was proclaimed November 1, 2004. The definition of emotional injury in the *Child, Youth and Family Enhancement Act* includes exposure to domestic violence. In light of this, when police respond to a domestic violence situation and there are children present, consideration should be given to making a referral to Children's Services since it is recognized that exposure to domestic violence can place a child in need of intervention. It is important to note that the *Child, Youth and Family Enhancement Act* emphasizes providing intervention services that support the abused family members and prevent removing the children from abused family members custody, keeping in mind that child safety is of paramount concern.

Children in need of protection will be assessed individually, and if needed, intervention services will be provided. Detailed procedures as to how this will occur and plans to provide additional Children's Services resources have not yet been finalized.

SPECIAL CONSIDERATIONS FOR POLICE OFFICERS

Children living with domestic violence may experience physical harm in a direct manner or by accident due to their presence at the scene of a violent event. They are also at increased risk of experiencing neglect, and emotional, sexual, or physical abuse.¹⁹ Evidence shows that these experiences may influence victims' lives well into their teen and adult years.²⁰

Responding police officers should:

- Identify and interview all children in the home and document where they were during the incident.
- Determine if children are harmed or hurt.²¹
- Interview children old enough to provide a verbal interview alone, and in an age appropriate manner.
- Document the child's statements and demeanour and record all excited utterances.

¹⁸ *Children Exposed to Violence*, A Handbook for Police Trainers to Increase Understanding and Improve Community Responses, Linda L. Baker, Peter G. Jaffe, Steven J. Berkowitz, Miriam Berkman.

¹⁹ For more information on children exposed, see www.childtrauma.org and www.lfcc.on.ca.

²⁰ (Baker, Jaffe 2002).

²¹ It is important for police officers to find out if the children are physically hurt or in distress. Children may be hiding in another part of the house. They may be sleeping or pretending to be asleep. Children have likely learned that what they are witnessing is a secret that should not be discussed with others. Threats may have been made to ensure their silence on this occasion and/or in the past. Many children learn that keeping quiet and out of the way are good survival strategies.

- Reassure children to let them know someone cares.
- Address the child at eye level.
- Use simple, direct, age-appropriate language.
- Honour a child's loyalty to an abusive parent. Do not criticize or demean the abusive parent.
- Acknowledge a child's right not to speak. Do not coerce a child to talk if he/she is not comfortable doing so.
- Remember, children are affected by more than the criminal act.²²
- Take extreme care in not asking leading questions.
- Conduct videotape interview of child pursuant to s. 715.1 of the *Criminal Code*, when circumstances of offence warrant.

Communication with a child:

- Empowers the child
- Gives the child a sense of security
- Sets up a rapport between the child and police if there are more incidents in the future.

It is the intention of this section to provide guidance where children have only been exposed to violence in the home. If a child is also a victim of the violence warranting criminal charges, police should refer to their local child abuse protocol for direction.

RECOGNIZING INJURY, PHYSICAL AND SEXUAL CHILD ABUSE

Evidence suggests that children are harmed not only by their exposure to family violence, but as direct recipients of threats and abuse themselves. People who physically abuse partners commonly also physically abuse their children. Research indicates that between 49 and 70 percent of parents who physically abuse partners also physically abuse their children.²³ It has been estimated that the extent of overlap between woman abuse and child physical or sexual abuse is approximately 30 to 60 percent.

According to child expert Lydia D. Walker, the following lists are indicators that are helpful in identifying child physical and sexual abuse. This list is not all-inclusive, but is based on the experiences of one domestic violence consultant. Several indicators can be related to neglect, physical child abuse, and/or sexual child abuse; however, individual police officers and Crown prosecutors must rely on notes from training plus experience as guide.

²² The majority of domestic violence crimes occur within an ongoing pattern of psychological and physical abuse. The abuse often involves using children to control the adult victim. By the time police arrive, children have often been exposed to violence for a substantial length of time and may be experiencing the accumulated impacts of ongoing violence.

²³ Lundy Bancroft & Jay G. Silverman, *The Batterer as Parent. Addressing the Impact of Domestic Violence in Family Dynamics* 118-122 (2002) at 42-43.

SIGNS OF NEGLECT

- Pseudo-maturation
- Lack of supervision
- Indiscriminate affection/help seeking
- Unsuitable child-care arrangements
- Developmental delays
- Underweight
- Infants: failure to thrive
- Little distress in separation
- Clinging/dominating style for attention
- Ill fitting/non-seasonal clothing
- First there, last to leave
- Nutritional illness/severe lack of medical attention
- Lack of basic care

SIGNS OF PHYSICAL ABUSE

- Multiple plane bruising/other suspicious injury
- Spanking/slapping: bruising with hands
- Fingertip bruising (“restraint marks”)
- Fixed object injury
- Cigarette burns (cigars)
- Immersion/scalding: gloving, socking, “classic” lower body immersion burns
- Friction burns/drag marks
- Burns from cigarette lighters
- Pinching: crescent moon marks
- Developmental delays/short attention span
- Excessive self-control
- Lack of curiosity
- Unusual modesty/unusual clothes for cover
- Depressed/withdrawn vs. aggression/acting out
- Lack of caution in play
- Nightmares
- Bedwetting
- Unrealistic expectations by parent
- Fear of adults/flinch reactions
- Obsessive/compulsive behaviors
- Excessive concern about parent’s needs
- Temper tantrums; especially in children six and older
- Overly compliant
- Nervous disorders: tics
- Injury inconsistent with occurrence report
- Occurrence report developmentally impossible

- Public verbal abuse; rough/harsh public handling
- Regressive behavior vs. pseudo maturation
- Flat affect (usually sexual abuse, but...)

SIGNS OF SEXUAL ABUSE

HARD SIGNS

- Sexualized play
- Sexualized behavior
- VD/STD
- Child gives a sexual abuse report (false reports are so extremely rare, this is listed as a hard sign)

SOFT SIGNS

- Over-familiar affection
- Vaginal infections/anal itching
- Young boys: fear of bathroom
- Lack of privacy in the home
- Reports of nudity/partial nudity of the abuser
- Unusual behaviors around chores/checking on the kids
- Reports of child not wanting to be alone with the abuser
- Frequent urination (also seen in adult survivors)
- Explicit knowledge of sex
- Public masturbation in kids over 5
- Worry/fear for younger/other siblings
- Self-mutilation
- Suicidal ideation/attempts
- Bladder/yeast infections
- Sore throats/stomach aches
- Running away
- Sleeping in clothes
- Jealous father: no dating
- Use of words “slut,” “whore,” etc. towards daughter
- Holocaust eyes (flat affect)
- Wariness of physical contact
- Pain with walking/sitting
- Promiscuity/prostitution in teenagers
- Hoarding
- Pseudo-maturation/sexualized dress in clothing/make-up (check for gifts)
- Consistent visitation by a spouse abuser
- Bite marks on buttocks, inner thighs; assaults focused on genitals/breasts
- Perpetrator history of sexual abuse

Again, where evidence of crimes against children exists, police are to refer to their local protocol for interviewing and investigation guidelines.

RISK ASSESSMENT, RISK REDUCTION AND SAFETY PLANNING FOR CHILDREN

In domestic violence situations, children's safety is strongly linked to the safety and well being of the victimized parent. The safety of both children and adult victims is increased through the use of risk assessment tools.

Victim advocates within the police service or community often play important roles in risk assessment and safety planning. The main components in domestic violence safety plans are:²⁴

- How to leave safely
- Where to go to be safe
- Where to keep important papers and documents
- Which neighbors to tell about the violence so they can call police if necessary
- Teach children how to call the police
- How to protect self and children in dangerous situations
- Local telephone numbers for shelter, crisis center, police, child protection agency
- Importance of practicing and reviewing safety plan regularly with children
- Possible safety measures at home (e.g. locks, lights, rope ladders, smoke detectors and fire extinguishers, code words for children to be picked up by another adult, to call police or to get out of the house quickly)
- Inform school of pick-up permission for children if necessary
- Inform employer and co-workers of risk
- Other friends, neighbors, family members who can look after children and support the non-offending parent when stress/depression/anxiety levels are high.

Each intervener in the criminal justice system must ensure that the relevant information is obtained on each person who uses violence in his/her relationship, that the information is shared with other interveners who need the information, and that the information is incorporated into the decisions about how the case is handled.²⁵

To contact the **Child Abuse Hotline**, please call: 1-800-387-KIDS (5437), or after hours, please call: 1-800-638-0715.

Appendix #2 - Includes a comprehensive Safety Planning document recommended by the Ontario Solicitor General that can be easily incorporated into local responding agencies' practice guidelines.

²⁴ *Children Exposed to Violence, A Handbook for Police Trainers to Increase Understanding and Improve Community Response*, Linda L. Baker, Peter G. Jaffe, Steven J. Berkowitz, Miriam Berkman, 2002.

²⁵ Metropolitan Nashville Police Department, (2000). *A Guide to Domestic Violence Risk Assessment, Risk Reduction and Safety Plan*. Nashville, Tennessee: Metropolitan Nashville Police Department.

Appendix #4 - Includes a document entitled “Reminders for Domestic Violence Work with Children.”

Appendix #5 – Includes a sample form that may be used by police to report children exposed to family violence. Because of the new *Child, Youth and Family Enhancement Act*, there may be a positive duty on police to report children exposed to domestic violence to Children’s Services.

Appendix #6 – Includes information regarding safe visitation services in Alberta.

Best Practices for Police Investigating Domestic Violence

Every response to a domestic call should include a substantive investigation of the incident that will involve the gathering of background information, the gathering of physical evidence including pictures, clothing, and statements from direct and indirect witnesses including children and neighbours. Victims of domestic violence should be treated with respect and dignity and be given all available assistance by police services in Alberta.

BEST PRACTICES

Best practices for police responding to domestic violence include:

- Developing and maintaining procedures for undertaking and managing investigations into domestic violence occurrences that address:
 - Communications and dispatch
 - Initial response
 - Enhanced investigative procedures
 - The mandatory laying of charges where there are reasonable grounds to do so, including cases where there is a breach of bail condition, probation, parole, or protection order
 - The use of a risk assessment tool.
 - Children exposed
 - High-risk cases and repeat offenders
 - Occurrences involving members of a police service
 - Post-arrest procedures
 - Support to victims
 - Safety planning.
- Ensuring that police service's response to domestic violence occurrences are monitored and evaluated.
- Ensuring that police service's personnel receive appropriate training in domestic violence.

COORDINATION AND COLLABORATION

Work in partnership with the following community service providers, systems, and agencies:

- Local Crown prosecutors' office
- Probation
- Victim's Services
- Children's Services
- Social Services

- Municipalities
- Women's shelters
- Community representatives responsible for issues related to domestic violence
- Other local service providers.

Establish a domestic violence coordinating committee with the above community service providers, systems and agencies, for the purposes of:

- Defining roles and responsibilities of organizations involved in providing services to victims
- The provision of assistance to victims and children in cases which do not proceed to court, or where no charges have been laid
- Establishing criteria for case and/or systems review
- Subject to privacy requirements, sharing case specific information among relevant member organizations to provide a coordinated response
- Monitoring and evaluating the responses by organizations
- Reviewing the availability of services to victims
- Risk assessment and safety planning
- Developing local community strategies and responses to address and prevent repeat victimization, including promoting and supporting follow-up with victims of domestic violence, and
- Developing initiatives/programs for prevention and early intervention.

Please view the Alberta Roundtable on Family Violence and Bullying website to compile a list of domestic violence resources in your community:

http://www.familyviolenceroundtable.gov.ab.ca/crisis_line.asp.

COMMUNICATIONS AND DISPATCH PERSONNEL

Best practices for police services responding to domestic violence include:

- Ensuring that persons who provide communications functions are trained regarding domestic violence occurrence calls for service.
- Requiring that all domestic violence occurrence calls be responded to as a priority call for service *even if the call is withdrawn*, including calls relating to alleged:
 - Breach of bail conditions
 - Breach of probation conditions
 - Breach of protection orders.
- Requiring that when a suspect has threatened violence and there is reason to believe that the suspect intends to go to the victim's location, the police will immediately go to the victim's location.
- Requiring communications personnel to attempt to obtain as much of the following information from the caller as is possible, and provide all this information to responding officers:

- Name?
- Address?
- Telephone number?
- Address where incident is occurring?
- Caller's relation to the incident (i.e.: Witness, victim)?
- Suspect's relationship to victim?
- Suspect's current location?
- Suspect's description?
- Has suspect any known mental illnesses? Suicidal threats? History of abuse/violence?
- Extent of injuries, if known?
- Whether the suspect or other residents of the household are under the influence of drugs or alcohol?
- Whether firearms or other weapons are known to be present at the scene or accessible to the suspect from some other location?
- Whether the suspect or anyone in the household has been issued or refused an authorization to acquire a firearm, Firearms License, or registration certificate?
- Whether the suspect is known to have access to firearms?
- Whether children or other persons are present in the household and their location within the dwelling?
- Whether there has been one or more previous domestic violence occurrence calls to the address?
- Nature of previous incidents?
- Whether weapons have been involved in the past?
- Whether the suspect, or anyone in the household, is subject to conditions of a:
 - Peace Bond?
 - Restraining Order?
 - Probation Order?
 - Emergency Protection Order?
 - Bail Order?
- What the caller said so the investigating officer can assess the content for evidentiary purposes and disclose it in the report.
- Require communications personnel to have an audiotape of 911 call available to investigating officer.

Due to the nature of information often provided in 911 communications, it is highly recommended that all domestic violence calls be taped and disclosed to the investigating officer and Crown prosecutor. 911 recordings will often obtain the following types of valuable evidence:

- Spontaneous utterances made by the suspect, victim or a child witness
- Name and address of an independent witness so police can interview and obtain a statement
- Confession by suspect (any statement against interest)
- Recording of crime in progress (threats, shouting, furniture breaking)
- Evidence of victim who was strangled/choked (hoarseness, loss of voice).

911 audio recordings can be admissible as original evidence – simply to prove the call was made. It discloses what was said, by whom, and the full dramatic effect of certain spoken words. It can also be used simply to refresh the witness’ memory; in either case, the hearsay rule is not offended.

More importantly, a 911 recording can be admitted as an exception to the hearsay rule for proof of the truth of its content. In which case the evidence can be admitted as a spontaneous utterance or Res Gestae – a traditional exception to the hearsay rule - as proof of the truth of the contents (and not merely to attack the witness’ credibility), or pursuant to *R. v. B. (K.G.)*, a principled exception to the hearsay rule - as proof of the truth of the contents (and not merely to attack the witness’ credibility).²⁶

To ensure that the proper information is taken, all communications and dispatch personnel should be provided with a checklist or reference sheet that sets out the above information.

The safety of domestic violence victims, whether the threat of violence is imminent or remote, should be the primary concern to 911 call-takers. The 911 responder should advise the victim to ensure her/his safety. For example, a victim could wait for officers at a neighbour’s house or remain on the 911 line.

INITIAL RESPONSE PROCEDURES

- Quickly separate the parties.
- Assist any party in obtaining medical assistance, if necessary.
- Ascertain if language is a barrier, and arrange to provide a translator when necessary. Children or family members should **not** be used as interpreters.
- Gather and preserve evidence in accordance with the police service’s investigative procedures, which should include making detailed notes of the actions and utterances of the parties; and a detailed occurrence report regardless of whether any charges were laid or an offence is alleged.²⁷
- Ensure that any children at the scene are provided with appropriate support/assistance in compliance with the *Child, Youth and Family Enhancement Act* - www.child.gov.ab.ca.
- All officers responding to a domestic violence occurrence should make detailed notes, including the actions and utterances of all parties involved.

²⁶ *R. v. B. (K.G.)*, [1993] 1 S.C.R. 740. For a review of cases admitting out of court statements, see *R. v. V. (W.T.)*, 2001 CarswellOnt 9587 (S.C.). 911 tape admitted for the proof of the truth of its contents. Satisfied both the traditional exception to the hearsay rule of Res Gestae and the new Principled Approach. See also *R. v. Henry*, 1983 CarswellBC 1639 (C.A.), *R. v. Dakin*, 1995 CarswellOnt 4827 (C.A.), *R. v. Oliver*, 1996 CarswellNWT 78 (S.C.), *R. v. Collins* [1997] 118 C.C.C. (3d) 514 (B.C.C.A.), *People v. Buie* [1995] 86 N.U.2d 501, *R. v. Hartley* [2000] O.J. No. 5635 (Ont. C.J.), *R. v. Grand-Pierre* (1998) 124, C.C.C. (3d), *R. v. Mahoney* (1979), 11 C.R. (3d) 65 (Ont. C.A.), *R. v. U. (F.J.)*, *R. v. King* [1997] O.J. No. 5836, *R. v. Mohamed* [1997] O.J. No. 1287, *R. v. Campbell*, 1997 CarswellOnt 4547 (C.A.), *R. v. Letourneau*, 1994 CarswellBC 1094 (C.A.), *R. v. J.H.*, 1996 CarswellOnt 3663 (C.A.), *R. v. Pritchett*, 1995 CarswellOnt 1102 (G.D.), *R. v. S.H.*, 1998 CarswellOnt 1043 (C.J.).
²⁷ Disconnected 911 call gives police the right to enter premises without warrant *R. v. Godoy* (1999) 131 C.C.C. (3d) 129 Affirming 115 C.C.C. (3d) 272 (SCC).

- A detailed occurrence report should be completed for every domestic violence occurrence regardless of whether any charges were laid or an offence alleged, and that information entered on the police service's information system for future reference.

USE OF DOMESTIC VIOLENCE REPORT FORM

It is recommended that whenever there are charges laid in a domestic violence occurrence, the investigating office use a standardized Domestic Violence Report Form that:²⁸

- Serves as an investigative checklist
- Identifies factors that need to be considered by police officers, supervisors and Crowns regarding possible bail opposition in domestic violence occurrence cases
- Identifies or allows for monitoring of follow-up steps regarding the completion of the investigation (e.g., photos of injuries within 24 hours, video taped statements, etc.)
- Provides Crowns with a quick/easy-to-read overview of the cases that supplements information set out in the Show Cause Report and Crown Brief
- Provides Children's Services with information in compliance with the *Child, Youth and Family Enhancement Act*
- Focuses on well-known lethality indicators present in many domestic homicide cases.

INTERVIEWING PROCEDURES

Method

- Interviews of the parties should be conducted in complete and total separation from each other.
- If required, using an interpreter outside the family, where practical.
- Complying with police agency procedures and considerations for interviewing child witnesses, including the appropriateness of interviewing the child.
- Officers should have the victim review and sign the officer's record of their statement, or any other statement that has been provided, including the date.

Parties

Interview the victim(s), suspects(s), and witnesses, including:

- Reporter to police communications
- Neighbours
- Family members
- Emergency personnel
- Medical personnel who treat the victim
- Children (where appropriate) Co-workers

²⁸ The Ministry of the Solicitor General, and the Ontario Provincial Police (O.P.P.) Behavioural Sciences Section, has developed a Domestic Violence Supplementary Report Form which is based on existing supplementary forms being used by a number of different police services across Ontario

- Service providers – newspaper, utilities, deliveries
- Bystanders
- Past relationships
- Any other person who observed or heard evidence of an offence.

Type of statement

- Where available, practical and appropriate, tape statements in accordance with the *R. v. KGB* guidelines.

Risk Assessment

For purposes of witness statements, risk assessments, and show cause hearings, officers should endeavour to obtain the following information:

- **Current** status of relationship?
- **History** of separations?
- During past separations, has the offender **stalked** or **harassed** the victims?
- **History** of **violence or abuse** in the relationship – physical, sexual, verbal, financial and emotional abuse?
- Has the abuse escalated during the past 12 months?
- Has the abuse required medical treatment?
- Has the offender ever hurt, injured or threatened to hurt the **victim, a family member**, another person or **animal**?
- Has the offender ever used **weapons** against the victim or **threatened** the use of weapons?
- Does the offender own a firearm or have plans of acquiring a **firearm**?
- Any **children** under the age of 18 who have witnessed the abuse or who have been abused by the offender?
- Has **Children's Services** ever been involved with this family?
- Has the offender ever **abducted** or threatened to abduct the children?
- Offender **employment** - Has the offender's employment history changed during the previous 12 months or become less stable?
- What is the offender's current status in the **legal system**?
- Has the offender ever **violated** a court order, including no contact orders or peace bonds?
- Have **drugs or alcohol** ever been a problem for the offender?
- Does the offender have a history of **mental illness**?
- Has the offender ever idealized **homicide or suicide**?
- Other considerations:
 - Current **emotional crisis** or loss of **social support network**
 - History of **torturing or disfiguring** intimate partners
 - Sexual **sadism**
 - Extreme minimization or **denial** of assaultive history

COLLECTING EVIDENCE

Gather and document evidence as set out herein. At a minimum, this would include:

- Ascertaining whether the victim was physically assaulted
- Ascertaining whether the victim was sexually assaulted
- Determining whether any internal or external injuries occurred
- Ascertaining signs/symptoms of choking/strangulation
- Obtaining consent for release of medical information from victim
- With the victim's consent, photographing the victim's injuries and taking additional photographs within 24-48 hours of the initial occurrence when the injuries are more visibly apparent (if possible by a member of the same gender)
- Photographing the crime scene (i.e. overturned furniture or destroyed property), including the use of videotaping, where available and practical
- Seizing weapons
- Gathering any other evidence, including answering machine tapes, medical records, torn and/or blood stained clothing, or fingerprint evidence if the suspect has broken into the victim's residence
- Reviewing and preserving 911 audiotapes that record the call for service
- Using search warrants to obtain relevant evidence.

CRIMINAL HARASSMENT (STALKING)

In all domestic violence occurrences, officers should consider whether there is any evidence of criminal harassment, and should also follow the police service's procedures on criminal harassment investigations. The procedures should highlight:

- That stalking creates *psychological harm* such as fear and loss of control over the victim's life. It may also be a precursor to subsequent violent acts.
- That marriage or cohabitation does *not* prohibit a charge and conviction.
- The importance of safety planning and intervention for victims.
- Recognition of controlling behaviours/characteristics consistent with stalking.
- Methods of evidence gathering to support stalking charges.

The Criminal Harassment section contained within this Handbook includes information on the provisions of Section 264(1) of the *Criminal Code*, the advantages of using criminal harassment in domestic violence cases, examples of harassment, information specific to victims, etc. As well, it may be useful to view, "Criminal Harassment: A Handbook for Police and Crown Prosecutors" at: www.canada.justice.gc.ca/en/ps/fm/pub/harassment.

MANDATORY CHARGE POLICY

In all domestic violence occurrences an officer is to lay a charge where there are reasonable grounds to do so, including:

- Where a person has breached a condition of bail, parole, probation, a peace bond, or an Emergency Protection Order (*Protection Against Family Violence Act*) - www.child.gov.ab.ca
- For any offence committed under the *Criminal Code*, including obstruction of justice (i.e. dissuading the victim from testifying)
- When there is a contravention of a valid order under sections of the *Child, Youth and Family Enhancement Act*.

The following factors should not be determinant when making the decision to lay a charge(s):

- Marital status/cohabitation of the parties
- Disposition of previous police calls involving the same victim and suspect
- Verbal assurances by either party that the violence will cease
- The officer's concern about reprisals against the victim by the suspect
- Gender, race, ethnicity, disability, socioeconomic status or occupation of the victim and suspect.

Providing evidence exists to support the laying of a charge(s), the following factors should not be determinant when making the decision to lay a charge(s):

- The officer's belief that the victim will not cooperate
- Denial by either party that the violence occurred (providing evidence exists to support a charge).

Procedures should:

- Require that an officer explain to both the victim and the suspect that it is their duty to lay a charge when there are reasonable grounds to believe that an offence has been committed, and that only a Crown prosecutor can withdraw the charge.
- Address the use of warrants to enter a dwelling house for the purpose of arrest or apprehension in accordance with the relevant sections of the *Criminal Code*.
- Provide that if the suspect is not present when officers arrive, and reasonable grounds exist to lay a charge, a warrant for the arrest of the suspect should be obtained as soon as possible. Once obtained, a warrant should be entered on CPIC as soon as practicable and no later than within 24 hours. Every reasonable effort should be made to locate and apprehend the suspect.
- Ensure that all domestic violence related occurrences are appropriately flagged.

DUAL CHARGING AND ASSESSING MUTUAL CLAIMS OF ABUSE

Police should exercise great caution when contemplating dual charges and highlight the importance of determining:

- Who the principal excessive aggressor is (also referred to as primary or dominant aggressor)
- The difference between assault and defensive self-protection
- The recognition of abusive behaviours/characteristics
- The recognition of victim behaviours/characteristics
- The context of the relationship to assist in identifying abusive partner
- The appropriate party to arrest when dual charges are warranted
- Injuries consistent with victim
- Injuries consistent with abuser.

BAIL PROCEDURES

In all domestic violence occurrences officers will at minimum, comply with *R. v. Bleile* (2000) Alta. Q.B. C.R. 31 (5th) and obtain the following information prior to speaking to bail:

- Whether there is a history of violence
- Whether victim fears further violence and the basis of that fear
- The victim's opinion on the likelihood that the suspect will obey a term of release, especially a no contact order
- Whether the suspect has a history of alcohol or drug problems, or mental illness.

Officers should comply with *Victims of Serious Domestic Violence Notification & Protection Guideline, 1999*, Criminal Justice Division, Alberta Justice:

<http://www.solgps.gov.ab.ca/publications/default.aspx?id=394>.

Furthermore, officers should:

- Obtain the details of all previous domestic violence charges and convictions to be included in Police Report
- Obtain the "Risk Assessment" information outlined in "Interviewing Procedures"
- Assume responsibility for notifying and informing the victim as soon as possible about the release of the suspect, time and location of the bail hearing, bail conditions and the criminal justice process
- Where there has been a breach of bail, (or about to be a breach), comply with the police service's procedures relating to breach of bail.

Release from Custody

- Police should speak to the victim before deciding whether to release the suspect.
- In cases where the suspect has been arrested, the following release options are inappropriate due to an absence of conditions to protect victims:

- Summons (to Court).
- Appearance Notice.
- Promise to Appear (unless accompanied by an Undertaking with appropriate conditions).

When an accused is being released from custody, the following conditions should be considered:

- Abstaining from communicating, directly or indirectly, with the victim or other specified person(s)
- Abstaining from going within 200, 500 or 1000 meters of any specified places such as the victim's residence and place of work
- Abstaining from consuming alcohol or other intoxicating substances or drugs, except in accordance with a medical prescription
- Abstaining from possessing firearms, and surrendering any license, registration certificate or authorization
- Reporting at specified times to a Peace Officer or other designated person
- Other conditions as appropriate to the individual case (consult the victim).

Procedures should include that the suspect be required to attend court within seven days of the initial occurrence, wherever possible.

FIREARMS

The procedures should provide that in all domestic violence occurrences the officers involved will:

- Follow the police service's procedures on responding to occurrences involving firearms, regardless of whether any charges are laid.
- Where violence has occurred, threats of violence have been made, or the risk assessment process indicates the potential for new or continued violence, determine if firearms are located in the residence or are available to the party making the threats.
- Where firearms are present, determine whether there is compliance with the sections of the *Criminal Code* and *Firearms Act* relating to safe storage of firearms.
- Where appropriate, perform seizure of weapons with a warrant in compliance with the *Criminal Code*.
- Providing grounds exist, perform seizure without a warrant in compliance with the *Criminal Code*. If exigent circumstances such as possible danger to the safety of any person make obtaining a warrant impracticable, the responding officer may conduct a warrantless search.
- Where appropriate, obtain preventative prohibition orders in compliance with the *Criminal Code*.
- Where appropriate, obtain prohibition as a condition of bail in compliance with the *Criminal Code*.
- Obtain a prohibition order for use and possession of regulated weapons if such person lives with or associates with a suspect who is the subject of prohibition order.

RISK ASSESSMENT AND SAFETY PLANNING

Officers should ensure that:

- Whenever a charge is laid in a domestic violence occurrence, the “Risk Assessment” provided in the “Interviewing Procedures” section will be completed prior to any decision to release or detain the suspect for a bail hearing.
- The completed “Risk Assessment” will be included with the Crown brief/show cause report.
- Officers should ensure that issues surrounding the victim’s safety are thoroughly addressed, including providing the victim with information on safety planning and assistance within the community.
- Where there is a risk of repeat victimization, the officer should warn the victim about the potential risk to the victim or any children, and assist them with completing the Safety Plans and Referrals contained in the Handbook.
- In extremely high-risk cases, referral should be made to the Alberta Relationship Threat Assessment and Management Initiative (ARTAMI).
- Where grounds for charges *do not* exist, police officers should contemplate applying for an Emergency Protection Order on behalf of the victim pursuant to the *Protection Against Family Violence Act (PAFVA)*. Alternately, police could provide referrals to other agencies listed as designated persons who may apply for an Emergency Protection Order on the victim’s behalf.

CHILDREN EXPOSED/AT RISK

Officers should address issues relating to children in accordance with the police service’s procedures on child abuse and neglect and the police service’s protocol with Children’s Services.

Procedures will require police officers to comply with the *Child, Youth and Family Enhancement Act*.

Procedures should require police officers to complete a standardized method of notification to the department of Children’s Services when complying with the *Child, Youth and Family Enhancement Act*.

For further information on children exposed see Children’s Services website at www.child.gov.ab.ca or the London Family Court Clinic website at www.lfcc.on.ca.

HIGH RISK CASES AND REPEAT OFFENDERS

The investigative supports that may be available to assist in cases determined to be high risk, or where there is a repeat offender with a history of domestic violence with the same or multiple victims, include:

- The use of physical surveillance
- Electronic interception
- Video and photographic surveillance
- In extremely high-risk cases, referral should be made to the Alberta Relationship Threat Assessment and Management Initiative (ARTAMI).

Additionally, officers should:

- Obtain the details of all previous domestic violence charges and convictions to be included in the Police Report
- Conduct Risk Assessment and Safety Planning as outlined above and in the Handbook
- Assist Crown prosecutors with gathering documentation when Dangerous Offender, Long Term Offender, or Ss. 810.1 or 810.2 applications are contemplated pursuant to the *Criminal Code of Canada*.

In cases involving high risk offenders, or where there is a repeat offender, the offender should be entered into the “SIP” category on CPIC as soon as possible, and no later than within 24 hours.

SUPPORT TO VICTIMS

Officers who respond to domestic violence occurrences should provide assistance to the victim, including:

- Assisting the victim in obtaining medical assistance, if necessary.
- Remaining at the scene until they are satisfied there is no further immediate threat to the victim.
- Addressing any special needs of the victim (i.e. dealing with communication barriers).
- Addressing the needs of children exposed to domestic violence occurrences, (whether actually witnessing or not), including encouraging the child’s primary caregiver to consider obtaining assistance for the child from a counselor.
- Attending to the residence of the victim to ensure peaceful entry when the victim or suspect returns to take possession of personal belongings if concerns for the victim’s safety exist. If either party contests property removal, the officers should advise the parties of the need to seek a civil remedy.
- Arranging for transportation to a shelter or place of safety, if necessary, with the location remaining confidential to the suspect and third parties.
- Providing information to the victim on services that are available, and offer immediate contact with victim services.
- Providing a localized pamphlet on domestic violence that includes information on local resources to assist victims.

TRAINING

Training should be approved by the departments of the Solicitor General and Public Security and Justice and Attorney General to satisfy the key elements outlined in the curriculum described below:

- The dynamics of abusive relationships including the effects of physical assault and psychological abuse
- The initial police response to domestic violence occurrences, including officer safety
- Interviewing procedures, including child witnesses
- Collection, care and handling of evidence
- Search, seizure and warrants
- Firearms seizures and legislation
- Mandatory charge and primary aggressor policy
- Choking/Strangulation investigations
- Court orders (i.e. Restraining orders, peace bonds, Emergency Protection Orders), judicial interim release orders, other relevant legislation and probation
- Victim assistance and local victim services, as well as victims with special needs
- Risk factors for further violence and homicide
- Risk assessment
- Procedures relating to post-arrest
- Strategies for addressing repeat victimization and high-risk cases
- Safety planning
- Issues relating to children who witness violence
- How to establish domestic violence working groups/collaborate with the community
- Encourage first responders to participate in cross-sector training.

MONITORING AND SUPERVISION

Every police service should designate a domestic violence coordinator who will be responsible for:

- Monitoring the response to, and investigation of, domestic violence occurrences, including compliance with the police service's procedures by supervisors, officers and other members
- Monitoring and evaluating follow-up to domestic violence cases
- Liaising with the Crown prosecutor, Probation and Parole Services, Victim's Services, Children's Services and other local services and community representatives responsible for responding to issues related to domestic violence occurrences
- Informing the public and media about the police service's domestic violence occurrences procedures
- Ensuring that statistical data are kept on domestic violence occurrences and provided to the Ministry of the Solicitor General in the form designated by the Ministry.

Appendix #1 - Includes a document entitled, “Signs to Look for in a Battering Personality.”

Appendix #2 - Includes a comprehensive Safety Planning document recommended by the Ontario Solicitor General that can be easily incorporated into local responding agencies’ practice guidelines.

Appendix #5 – Includes a sample form that may be used by police to report children exposed to family violence. Because of the new *Child, Youth and Family Enhancement Act*, there may be a positive duty on police to report children exposed to domestic violence to Children’s Services.

Appendix #7 - Includes an “Information Sheet on Sworn Videotaped Statements in Domestic Violence Occurrences.”

Appendix #8 - Includes a “Domestic History Questionnaire,” recommended by the DVDRC. This form is a generic collection of questions that captures well-recognized lethality indicators and can assist proper risk assessment.

Appendix #9 - Includes a sample “Domestic Violence Investigation” form that can be utilized by police agencies when responding to a domestic violence incident.

Gathering and Documenting Evidence

When gathering and documenting evidence, police officers should follow these procedures:

➤ DOCUMENT:

- Victim's, suspect's, and child's condition and demeanour
- Torn clothing
- Smeared make-up
- Whether the victim is pregnant
- Disarray in house
- Suspect's symptoms of alcohol or controlled substance use
- Ask victim and suspect if they have pain even if there are no visible injuries
- Determine whether the victim was physically assaulted and whether any internal or external injuries occurred and noting their response (including where possible on a diagram). Be sure to look for and document:

➤ WITH RESPECT TO VICTIM:

- Signs/symptoms of strangulation/choking (refer to Strangulation/Choking section)
- Injuries under hair
- Injuries behind ears
- Bikini area injuries

➤ WITH RESPECT TO SUSPECT:

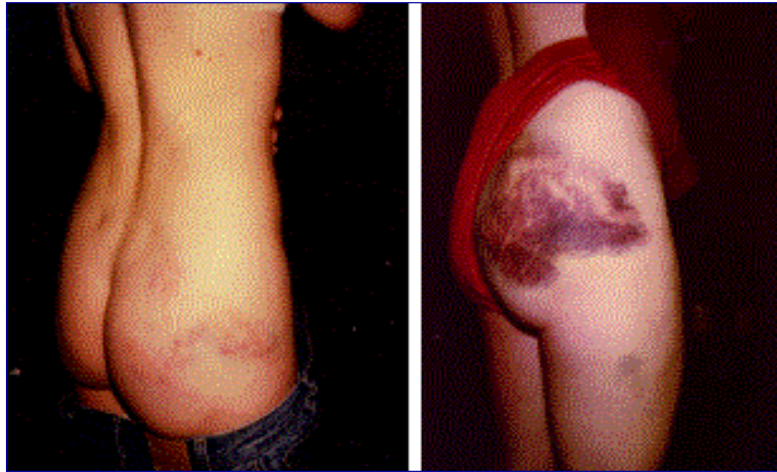
- Offensive injuries (e.g. scraped knuckles)
- Injuries inflicted in self-defense by victim
- Document the size of the victim and the suspect in relation to each other. This will help to determine the dominant aggressor.
- In apparent 'mutual combat' situations, try to determine who was the dominant aggressor (dual arrests are discouraged, when appropriate, but not prohibited – refer to section on Dominant Aggressor/Dual Charging)

➤ PHOTOGRAPH:

- Crime scene (e.g., overturned furniture or destroyed property, blood stains)
- With the victim's consent, the victim's injuries at the time of the occurrence
- With the victim's consent, the victim's injuries within 24-48 hours of the initial occurrence when the injuries are more visibly apparent (if possible by a member of the same gender; consideration should be given to using Polaroid photographs when appropriate)
- Suspect's injuries (e.g., offensive injuries such as scraped knuckles or injuries depicting self-defence actions of victim such as scratch/bite marks to hands)

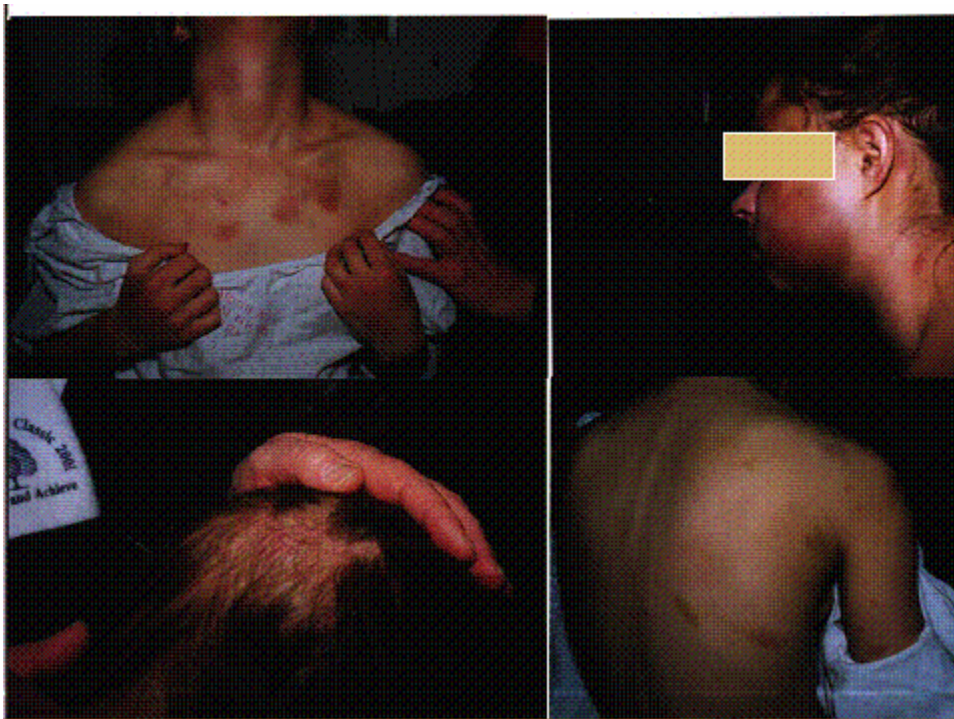
This victim sustained serious structural injuries to the left side of her face requiring surgical reconstruction. The first photograph taken the day of the offence does not reflect the serious harm. Below, the photograph taken a few days after the offence is a much better reflection of the trauma actually sustained.





Courtesy San Diego Domestic Violence Unit

Left: Taken first day of assault Right: 4 days after assault



Photograph all signs of injuries

➤ **GATHER ANY OTHER EVIDENCE, INCLUDING:**

- Voice message tapes
- Torn and/or blood stained clothing from suspect and victim
- Damaged telephone
- Weapons
- Anything used as weapon
- Fingerprint evidence if the suspect has broken into the victim's residence
- Seize firearms/weapons.

➤ **DETERMINE WHETHER:**

- The suspect has any guns, or any access to other firearms or other weapons
- The suspect has a licence, registration certificate or authorization, or a document issued under the *Criminal Code* provisions
- The suspect ever had a licence, registration certificate or authorization for a firearm revoked.

➤ **OBTAIN MEDICAL INFORMATION:**

- Victim's consent to release of medical information
- Hospital/Emergency Room records
- Sexual Assault Response Report
- Victim's spontaneous utterances made to medical staff.

➤ **OBTAIN AND DISCLOSE 911 TAPES THAT RECORD THE CALL FOR SERVICE.**

➤ **OBTAIN AND DOCUMENT THE NAMES AND DATES OF BIRTH OF ALL CHILDREN PRESENT, OR WHO NORMALLY RESIDE, IN THE HOME. INCLUDE INFORMATION ON THEIR WHEREABOUTS AFTER THE INCIDENT. NOTE THAT SUSPECTED CHILD ABUSE MUST BE CROSS-REPORTED.**

➤ **CHECK FOR THE EXISTENCE OF ANY RESTRAINING ORDERS, EMERGENCY PROTECTION ORDERS, PEACE BONDS, PROBATION ORDERS ETC. AGAINST THE SUSPECT.**

➤ **BE SURE TO OBTAIN SEARCH WARRANTS WHEN REQUIRED TO OBTAIN EVIDENCE.**

➤ **WHERE THE VICTIM IS BEING STALKED/HARASSED, INVESTIGATIVE TECHNIQUES TO GATHER CORROBORATIVE EVIDENCE MIGHT INCLUDE THE FOLLOWING:**

- Photograph any items vandalized, damaged or written on
- Check for fingerprints on vandalized items or other objects sent to or left for the victim

- Obtain telephone and cellular phone records of the victim and suspect, which may provide evidence of calls
- Have the victim obtain a telephone answering machine and retain recorded messages
- Interview any potential witnesses, such as neighbours, family members, friends and co-workers
- Research the suspect's whereabouts during times of alleged acts to rebut or verify "alibi defences"
- In serious cases, consider surveillance, which may include static surveillance of the victim's residence or other locations where harassment is occurring, mobile surveillance of the victim at points of vulnerability (such as times when they are travelling between home and work) to gather evidence that the suspect is following the victim, and surveillance of the suspect.

➤ **SEIZE ALL PHYSICAL EVIDENCE; DO NOT LEAVE THIS EVIDENCE WITH THE VICTIM. COMMON SOURCES OF EVIDENCE INCLUDE THE FOLLOWING:**

- Taped phone messages (record all relevant voice mail messages)
- Letters, notes, documents, photographs, diaries and any other record or item made by the suspect regarding the victim
- Documents containing the signature and handwriting or hand printing of the suspect; computer hard drives and computer disks containing, for example, e-mail messages and poems by the suspect that concern the victim or were sent to the victim
- Hard copies of e-mail messages from the suspect to the victim.

RISK ASSESSMENT

Risk factors that will assist police officers, Crown prosecutors and victims in domestic violence occurrences have been identified in a number of studies.²⁹

²⁹ For a comprehensive review of the existing Risk Assessment tools, see:

1. *Brief Spousal Assault Form for the Evaluation of Risk* (B-SAFER). This tool, developed by P. Randall Kropp, Ph.D., Stephen D. Hart, Ph.D., and Henrik Belfrage is a checklist or guide for assessing risk for spousal assault in criminal and civil justice (i.e. forensic) settings. The B-SAFER is intended to help people exercise their professional discretion when conducting risk assessments; it is not a replacement for professional discretion. Its purpose is to introduce a systematic, standardized, and practically useful framework for gathering and considering information when making decisions about violence risk. It draws directly from the scientific and professional literatures on spousal violence risk assessment and victim safety planning.
2. *Ontario Domestic Assault Risk Assessment* (ODARA). ODARA is a general violence-screening tool dealing with recidivism. It does not concern itself specifically with the question of lethality. The form contains 13 questions where "yes" answers are given a one-point score. If a person scores between 7 and 13, there is a 70% risk that the individual may commit another assault. This tool may be of great value as a general violence screening to raise "red flags" for the potential of a victim being at risk of future violence.
3. *Danger Assessment Instrument*. DA-2 developed by Jacquelyn C. Campbell, Ph.D., R.N. of the John Hopkins University School of Nursing, a leading expert and researcher in the United States. Her instrument first asks the victim to record specific examples of abuse on a calendar. The instrument then poses 20 questions on lethality requiring a "yes/no" answer. It establishes a pattern of frequency and severity of the violence during the past year, and serves as an important safety-planning tool, especially for victims who often minimize their level of risk.

For purposes of witness statements, risk assessments, and show cause hearings, officers should endeavour to obtain the following information:

- **Current** status of relationship?
- **History** of separations?
- During past separations, has the offender **stalked** or **harassed** the victims?
- **History** of **violence or abuse** in the relationship – physical, sexual, verbal, financial and emotional abuse?
- Has the abuse escalated during the past 12 months?
- Has the abuse required medical treatment?
- Has the offender ever hurt, injured or threatened to hurt the **victim, a family member**, another person or **animal**?
- Has the offender ever used **weapons** against the victim or **threatened** the use of weapons?
- Does the offender own a firearm or have plans of acquiring a **firearm**?
- Any **children** under the age of 18 who have witnessed the abuse or who have been abused by the offender?
- Has **Children’s Services** ever been involved with this family?
- Has the offender ever **abducted** or threatened to abduct the children?
- Offender **employment** - Has the offender’s employment history changed during the previous 12 months or become less stable?
- What is the offender’s current status in the **legal system**?
- Has the offender ever **violated** a court order, including no contact orders or peace bonds?
- Have **drugs or alcohol** ever been a problem for the offender?
- Does the offender have a history of **mental illness**?
- Has the offender ever idealized **homicide or suicide**?
- Other considerations:
 - Current **emotional crisis** or loss of **social support network**
 - History of **torturing or disfiguring** intimate partners
 - Sexual **sadism**
 - Extreme minimization or **denial** of assaultive history.

-
4. *Spousal Assault Risk Assessment Guide* (SARA). SARA is a clinical checklist of risk factors for spousal assault. The instrument is a two-page form with 20 questions that are rated 0–2. Like the above checklists, no specific information is recorded to source the answers.
 5. Initial Screening Tool and Comprehensive Risk Assessment Interview Guide (Durham Region). A 21-question screening tool was created for all family court personnel to use in their initial contact with a family. If domestic violence was identified, then a comprehensive risk assessment interview guide covering 25 areas was available to aid community experts in assessing for further risk and conducting appropriate safety planning.
 6. Domestic History Form (Huron County). The Crown Attorney’s office in Huron County in Ontario is currently using the Assessing Dangerousness in Domestic Cases form to ensure that information on risk assessment has evidentiary value in domestic violence proceedings. For more information, visit: www.bcifv.org.

Appendix #7 - Includes an “Information Sheet on Sworn Videotaped Statements in Domestic Violence Occurrences.”

Appendix #8 - Includes a “Domestic History Questionnaire,” recommended by the DVDRC. This form is a generic collection of questions that captures well-recognized lethality indicators and can assist proper risk assessment.

Appendix #9 - Includes a sample “Domestic Violence Investigation” form that can be utilized by police agencies when responding to a domestic violence incident.

Investigating Criminal Harassment

Criminal harassment (“stalking”) has been a crime in Canada since 1993. In Canada, the primary motivation for stalking another person relates to a desire to control a former partner. Therefore, in many cases, it is an extension of domestic violence. Indeed, a significant factor in the swift enactment of section 264 was the increasing concern among criminal justice personnel that existing *Criminal Code* provisions did not adequately capture “stalking” conduct, which was emerging as a new form of violence against women.

The psychological effect of stalking on victims can produce an intense and prolonged fear. This fear usually includes an increasing fear of the escalation of the frequency and nature of the conduct (for example, from non-violent to life-threatening) and is accompanied by a feeling of loss of control over the victim’s life. Although stalking in and of itself is harmful to victims, it may also be a precursor to subsequent violent acts. Victims experience intimidation, psychological distress and emotional distress.

Criminal Code of Canada Section 264 (1) - No person shall, without lawful authority and knowing that another person is harassed or recklessly as to whether the other person is harassed, engage in conduct referred to in subsection (2) that causes that other person reasonably, in all the circumstances, to fear for their safety or the safety of anyone known to them.

- a. The conduct mentioned in subsection (1) consists of:
 - i. Repeatedly following from place to place the other person or anyone known to them;
 - ii. Repeatedly communicating with, either directly or indirectly, the other person or anyone known to them;
 - iii. Besetting or watching the dwelling-house, or place where the other person, or anyone known to them, resides, works, carries on business or happens to be; or
 - iv. Engaging in threatening conduct directed at the other person or any member of their family.

Despite its purpose and the best intentions of police and prosecutors, criminal harassment continues to be overlooked in many domestic violence cases. This oversight can have tragic consequences, particularly for victims who have left abusive relationships.³⁰

³⁰ Stats from the Domestic Violence Death Review Committee “Annual Report to the Chief Coroner: Case Reviews of Domestic Violence Deaths, 2002.”

ADVANTAGES IN THE USE OF CRIMINAL HARASSMENT IN DOMESTIC VIOLENCE CASES

- Marriage or cohabitation is not a bar to a conviction under s. 264.³¹
- Evidence of pre-charge conduct and similar fact evidence is relevant to prove two elements of the offence:³²
 - Whether the victim had a reasonable fear for her/his safety, and
 - Whether the accused knew or was reckless as to whether his/her conduct harassed the victim.
- One incident/threat, considered together with the offender's past conduct towards the victim, could constitute threatening conduct.³³
- The maximum sentence for criminal harassment is now 10 years (when proceeding by indictment) making it possible:
 - To argue that criminal harassment fits the criteria of a "serious personal injury offence" for the purpose of recognizance orders under s. 810.2 of the *Criminal Code*, and
 - For bringing Long Term Offender or Dangerous Offender applications under Part 24 of the *Criminal Code*. See "Sentencing" section for more information on these applications.
- S. 231(6) of the *Criminal Code* makes murder committed in the course of criminally harassing the victim a first-degree murder offence, irrespective of whether it was planned and deliberate. The relevant inquiry breaks down into four parts:
 - At the time of the murder, was the accused engaged in any conduct that would constitute criminal harassment, as set out in section 264(2)?
 - If so, did the accused know that the victim was harassed or was the accused reckless as to whether or not the victim was harassed by such conduct?
 - Did the accused have any lawful authority for such conduct?
 - Did any such conduct cause the victim, reasonably in all the circumstances, to fear for their safety or the safety of anyone known to them?

Every responding professional should be adept at recognizing stalking behaviours and take the necessary steps to protect the victims with adequate safety planning and intervention. In many cases, this may only be achieved through collaboration with victims, police, Crown, judges, social agencies, treatment and correctional services. Remember, because an abuser's primary motivation is power and control over the victim, continued attempts to control often occur and intensify after separation.

³¹ *R. v. Browning* (1995), 42 C.R. (4TH) 170 (Ont. Ct.Prov.Ct.).

³² *R. v. Ryback* (1996), 105 C.C.C. (3d) 240 (B.C.C.A.), leave to appeal to S.C.C. refused, [1996] S.C.C.A. No. 135 (QL). Also, *R. v. S.B.*, 1996 CarswellOnt 1576 (Ontario Court of Justice, General Division) (QL) held that in domestic violence cases, evidence of pre-charge conduct is frequently admissible to provide narrative context or background to the charges before the court.

³³ *R. v. Kosikar* (1999), 138 C.C.C. (3D) 217 (Ont. C.A.), leave to appeal to S.C.C. refused (2000), [1999] S.C.C.A. No. 549 (QL).

The prohibited conduct can be one, all, or any combination of the following behaviours:

- Repeatedly following from place to place the victim, or anyone known to them
- Repeatedly communicating with, either directly or indirectly, the victim or anyone known to them
- Besetting or watching the dwelling-house, or place where the victim, or anyone known to them, resides, works, carries on business or happens to be
- Engaging in threatening conduct directed at the victim or any member of their family.

Some examples of continued attempts to control through harassment may include:

- Physical assaults or threats against those providing refuge to the victim
- Threats to take the children through custody/access
- Coercion to withdraw the charges or recant
- Threatening messages to the victim through body language that will go unnoticed by all others present
- Engaging family or friends to intimidate the victim
- Repeated requests to meet or speak with abuser
- Intervening in the delivery of information from the court to the victim so that the victim will be unaware of when to appear
- Requests for mutual orders of protection as a way to continue control over the victim and manipulate the court
- Continually testing the limits of parenting time or support arrangements (e.g. arriving late or not appearing at appointed times, failing to make support payments)
- Threats and/or initiation of custody fights to gain leverage in negotiations over financial issues
- Initiating retaliatory litigation against the victim or others who support the victim
- Enlisting the aid of parent rights groups to verbally harass the victim (and sometimes courts) into compliance with demands
- Using any evidence of damage resulting from the abuse as evidence that the victim is an unfit parent.

The following sections 1-13 are taken from Justice Canada's "Criminal Harassment: A Handbook for Police and Crown Prosecutors" (2004), also available online at <http://canada.justice.gc.ca>.³⁴

1. VICTIM INTERVIEW

- Obtain a detailed chronology of all relevant incidents, including words uttered or gestures made by the suspect and conversations and other communications with the suspect.
- Determine whether and how the victim has directly or indirectly, through family or friends, indicated to the suspect that any contact is unwelcome.
- Ascertain where and when the conduct occurred, as these factors can affect the victim's fear.

³⁴ Justice Canada. "Criminal Harassment: A Handbook for Police and Crown Prosecutors," March 2004.

- Ascertain whether the incident(s) involved others or occurred in the presence of others (such as family, friends, co-workers and/or neighbours).
- Obtain background information on any previous relationship with the suspect (such as whether there have been any previous incidents of domestic violence).
- Obtain information about the impact that the suspect's conduct has had on the victim. Has the conduct caused the victim to fear for their safety or that of someone known to them and if so, how?
- Has the victim taken any security or preventative measures, such as getting an unlisted telephone number, or changing their residential or work address?
- Has the victim sought medical treatment or counselling?
- Where the victim and suspect had a prior intimate relationship involving children, are they currently involved in a custody/access legal action?
- Determine what, if any, custody or access terms and conditions apply.
- Is the suspect subject to any peace bonds; civil restraining orders; recognizance, bail or probation conditions; or weapons or firearms prohibition orders? If so, can the victim provide a copy of the order(s) and/or the relevant details?
- Does the suspect have any guns, or any access to other firearms or other weapons? Does the suspect have a license, registration certificate or authorization, or a document issued under the *Criminal Code* provisions? Has the suspect ever had a license, registration certificate or authorization for a firearm revoked?

2. **ADVICE TO THE VICTIM**

- That the potential threat remains, even if they have reported the incident to police and/or have obtained a restraining order.
- They have a primary role to play in ensuring their own safety and that the victim may be required to alter their lifestyle and usual routines, schedules, transportation routes and places regularly frequented.
- **Not** to initiate contact with the suspect, or agree to such contact.
- Maintain a log of all contact (date, time, nature and summary of contact) with the suspect, including drive-bys and all unusual events, no matter how trivial they seem or whether they can be definitively attributed to the suspect.
- Retain for police all notes, gifts, telephone answering machine tapes and messages, and electronic mail and postings, and any other evidence related to the investigation.
- Not to handle or open any items received from the suspect, in order to prevent further distress to him or herself and to ensure that they do not contaminate the evidence for purposes of forensic analysis.
- To use available telephone services that may help police trace telephone calls. Such pay-per-use services may include "last call return" and "name that number" (which enables the victim to obtain the name and locality associated with a given telephone number).
- Consider subscribing to other telephone services, including call screening and call display.
- Inform relatives, neighbours, friends, co-workers, employers, property managers and doormen of the on-going harassment and, if possible, provide them with a photograph of the suspect.
- To carry a copy of any criminal or civil protection/restraining order at all times.

3. VICTIM WELFARE

Take appropriate action to increase the victim's security, such as the following:

- Inform the victim about the importance of security measures, such as making safety or contingency plans; carrying a cellular phone; installing better locks, improved lighting and a security system; getting a guard dog; and identifying safe places, including police stations, domestic violence shelters and busy public areas.
- Have a panic alarm installed, either privately or through local victim protection programs.
- Flag the victim's address on police databases (such as premise history on CAD systems).
- Request special attention from area patrols, parade briefings, and notify the watch commander.
- If the suspect does not have any firearms, apply for a preventative prohibition order under section 111 of the *Criminal Code*. If the suspect does have firearms, seize the firearms pursuant to section 117.04 of the *Criminal Code*;
- Relocate the victim when the threat level is high or, in extreme cases, suggest that the victim consider seeking a new identity.
- Address the special needs of victims who face particular barriers. Cultural, communication, mobility, age and other barriers can increase the victim's risk.
- Help the victim protect their children. Children's safety and emotional health are affected, whether or not they witness the threats or violence.
- Help the victim contact victim services for support and assistance as soon as practicable after the complaint has been made. Victim service workers play a significant role in helping victims to identify risks and to develop and implement a personal safety plan for themselves and their children.
- Provide the victim with an occurrence report or incident number, and advise the victim to quote that number when making future complaints or inquiries. Provide the name of one officer who will be responsible for coordinating the investigation, even if other officers become involved.
- Victims and police need to be aware of dramatic moments and highest risk times, such as the termination of a relationship; the arrest of the suspect; court dates, custody proceedings; and release or escape from custody.

4. COLLECTING EVIDENCE – INFORMATION TO INVESTIGATE AND DOCUMENT

Ask the victim about, and query all relevant databases for, information on the suspect. Search under known aliases as well. Databases queried should include CPIC, CFRO, SIP, FIP, local and provincial information systems, and available probation information (for summary conviction offence details not captured by CNI/Level II).

Where applicable, immigration and refugee authorities may have relevant information. These queries should include searches for criminal records, prior contact with police and contact with police in communities where the suspect may have previously lived. If the criminal record indicates similar charges determine the identity of the victim in those cases and the nature of their relationship with the accused. These queries should cover the following:

- The nature, frequency, and specific details of threats and actual violence against the victim or someone known to the victim (note whether they are increasing in frequency and intensity)
- Any prior threats against the victim or someone known to the victim
- Any actual pursuit or following of the victim or someone known to the victim
- Any history of violence (including sexual assault) against the victim or someone known to the victim
- Any violations of civil restraining orders, peace bonds, recognizances, or bail or probation conditions
- Any information on the suspect's tendency toward emotional outbursts or rage
- Other incidents involving threatening, violence or pursuit, including cruelty to animals
- Homicidal or suicidal behaviour or threats
- Major stress factors, such as loss of employment or termination of a relationship
- Vandalism to the victim's property
- Intense jealousy, including sexual jealousy
- A history of mental illness
- Substance abuse problems.

In the case of former intimates involving children, include any history of involvement with child protection authorities.

Determine possession of or interest in weapons or access to weapons (search CPIC including CFRO and FIP). Determine the following, for example:

- Whether there are any weapons prohibition orders flowing from conviction or discharge, as a condition of bail or recognizance, or in preventative prohibition orders.
- The type of firearms documentation the person has (for example, does the suspect have restricted firearms, and how many firearms does the suspect have?).
- Whether authorities have ever refused or revoked a license, registration certificate or authorization (or Firearms Acquisition Certificate, permit or registration certificate under the former firearms provisions of the *Criminal Code*).

Any information discovered should be entered into the FIP database. This would include any conduct that gives rise to concerns about violence, including criminally harassing behaviour. If the information is not entered in FIP, then Chief Firearms Officers (CFOs) will not be advised. They will not know whether to consider revoking existing licenses and will not have this information when considering new applications. This type of information is crucial when CFOs are deciding whether to issue or revoke a license.

5. ADDITIONAL INVESTIGATIVE TECHNIQUES

Investigative techniques to gather corroborative evidence might include the following:

- Photograph any items vandalized, damaged or written on
- Check for fingerprints on vandalized items or other objects sent to or left for the victim

- Obtain telephone and cellular phone records of the victim and suspect, which may provide evidence of calls
- Have the victim obtain a telephone answering machine and retain recorded messages
- Interview any potential witnesses, such as neighbours, family members, friends and co-workers
- Research the suspect's whereabouts during times of alleged acts to rebut or verify "alibi defenses"
- In serious cases, consider surveillance, which may include static surveillance of the victim's residence or other locations where harassment is occurring, mobile surveillance of the victim at points of vulnerability (such as times when they are travelling between home and work) to gather evidence that the suspect is following the victim, and surveillance of the suspect.

6. PHYSICAL EVIDENCE

Seize all physical evidence; do not leave this evidence with the victim. Common sources of evidence include the following:

- Taped phone messages (record all relevant voice mail messages)
- Letters, notes, documents, photographs, diaries and any other record or item made by the suspect regarding the victim
- Documents containing the signature and handwriting or hand printing of the suspect
- Computer hard drives and computer disks containing, for example, e-mail messages and poems by the suspect that concern the victim or were sent to the victim
- Hard copies of e-mail messages from the suspect to the victim.

7. SEARCH WARRANTS

If necessary, seek advice from experts to assess the type of stalking behaviour in question, in order to determine what collateral material might be included in the warrant, and whether to seek a public safety warrant under s. 117.04 of the *Criminal Code* or a weapons search warrant under s. 487. Where reasonable grounds exist, consider executing search warrants of the suspect's residence, vehicle and any recreational property to seek the following:

- Photographs of the victim
- Photographs, diagrams or drawings of the victim's home or workplace
- Writings, logs or diaries kept by the suspect that describe stalking activities or thoughts or fantasies about the victim or other victims, including information contained in computer files or on diskettes
- Personal items belonging to the victim
- Video or audio tapes that might contain information concerning the stalking, such as surveillance footage
- Any collateral material—including books, journals, or other materials and electronic documentation or data—describing stalking techniques or containing subject matter dealing with stalking, harassment or violence
- Any equipment that appears to have been used to "stalk" the victim, such as cameras, binoculars, video recorders, computer hard drives and computer disks

- Clothing worn by the suspect during the stalking episodes
- Firearms, weapons, knives and ammunition belonging to the suspect.

Note that firearms and weapons are treated separately under the *Criminal Code*, as shown by the following examples:

- **Section 117.02** authorizes a warrantless search for weapons, except in a dwelling house, where an offence has been committed and the grounds for obtaining a warrant exist but, because of exigent circumstances, it is not practicable to obtain the warrant.
- **Section 117.03** allows police to seize firearms and other items if they find someone in possession of such an item without proper documentation.
- **Subsection 117.04(1)** enables police to apply to a justice for a warrant to search for and seize any weapon (including firearms), prohibited device, ammunition, prohibited ammunition or explosive substance, as well as any licenses, registration certificates or authorizations held by or in the possession of the suspect, if there are reasonable grounds to believe that continued possession of weapons by the suspect poses a risk to public safety.
- **Subsection 117.04(2)** authorizes such a search and seizure without a warrant in exigent circumstances. If police do not find any documents relating to seized weapons, all such documents held by the suspect at that time are automatically revoked.

8. “EXPERT” ASSISTANCE

Investigators may wish to seek the assistance of experts in this area, who may include forensic psychologists and psychiatrists, criminal police threat specialists, computer forensic specialists and firearms investigation specialists. Expert assistance can include the following:

- Risk assessment
- Risk management strategies
- Assistance in obtaining search warrants, public safety warrants, or weapons prohibition orders
- Interview strategies
- Intervention strategies
- Expert evidence
- Determination of characteristics and traits of an unidentified or unknown suspect (suspect profiling).

9. INTERVENTION STRATEGIES

- **Face-to-face deterrence.** Warning the alleged offender shows the victim that the police have taken their complaint seriously, and informs the offender that the behaviour is inappropriate. It also gives the offender an opportunity to explain their conduct at an early stage, so that police can make more informed case management decisions.

- **Peace Bonds, and Emergency Protection Orders** should be considered when the victim fears for their safety and the suspect poses a risk of physical violence, but there is insufficient evidence to support a charge. Peace bonds and civil protection orders are not substitutes for criminal charges. Charges should be laid where there is evidence to support the charges.
- **An application for an order under s. 810.2** should be considered where there is fear that the suspect will commit a “serious personal injury offence.” Note that the definition of “serious personal injury offence” in s. 752 includes “severe psychological damage.” More extensive conditions are available for a recognizance under s. 810.2 than under s. 810, including a condition that prohibits the defendant from being in possession of firearms or ammunition, and a condition that requires the offender to report to police or a correctional authority. Section 810.2 has been particularly useful in cases where prior incidents of physical harm resulted in a sentence that is now finished, and the accused has contacted the victim again.
- **Prohibition against possessing weapons.** Where appropriate, obtain a weapons prohibition order as a preventive measure.
 - a) If the suspect does not currently possess weapons and police want to prevent the suspect from obtaining them in the future, police can apply to a provincial court judge for an order under section 111 of the *Criminal Code* prohibiting the person from possessing weapons where they have reasonable grounds to believe that it is not in the interests of public safety for the person to possess weapons. This prohibition may last up to five years.
 - b) If the suspect possesses weapons and police have seized them, there will be a disposition hearing (provided the Return to a Justice was made immediately after the seizure and the Application for Disposition was made within 30 days of the seizure). At the hearing, the judge may impose a weapons prohibition order lasting up to five years.
 - c) Consider, as well, an application under section 117.011 of the *Criminal Code*. When a person is prohibited from possessing weapons, this provision is designed to limit their access to weapons belonging to someone with whom they live or associate. Accordingly, even if the suspect is already prohibited by a court order from possessing weapons for up to five years, if the suspect lives with another person who is not prohibited from possessing weapons and who has several firearms, an application can be brought to a provincial court judge for an order against this other person to restrict the suspect’s access to the firearms.

10. **ARREST AND CHARGES**

A strong and consistent response to criminal harassment requires that all allegations of criminal harassment be taken seriously. If there are reasonable and probable grounds to believe that the suspect has committed the offence of criminal harassment, arrest and charge(s) should likely result in all but the most exceptional circumstances (keeping in mind that different

considerations apply in determining whether to make an arrest versus whether to lay charges). Arrest will often be necessary under subsection 495(2)(iii) in order to prevent the continuation or repetition of the criminal harassment, either by having the suspect enter into an undertaking to abide by certain conditions, or by seeking to have the suspect detained in custody.

Where one or more of the incidents giving rise to the complaint of criminal harassment can be construed as a single criminal offence other than criminal harassment, consider laying both the separate charge and the inclusive count of criminal harassment. Examples of other criminal offences include the following:

- Intimidation (section 423)
- Uttering threats (section 264.1)
- Mischief (section 430)
- Indecent or harassing telephone calls (section 372)
- Trespassing at night (section 177)
- Assault (section 265)
- Assault with a weapon or causing bodily harm (section 267)
- Aggravated assault (section 268)
- Aggravated sexual assault (section 273)
- First degree murder (subsection 231(6))
- Failure to comply with a condition of undertaking or recognizance (subsection 145(3))
- Disobeying court order (section 127)
- Breach of recognizance (section 811)
- Failure to comply with a probation order (section 733.1).

Consideration should also be given to laying charges relating to serious incidents in the past.

An accused who has outstanding charges against them and (a) has contravened, or was about to contravene, their form of release, or (b) has committed an indictable offence after having been released in any of the manners described in subsection 524(8), should be arrested under section 524, as well as under the provisions related to the breaches.

Being arrested under section 524 gives the accused notice that any previous forms of release may be cancelled.

11. CODING OR SCORING FILES/INCIDENTS

Many police agencies collect statistical information on the occurrence of criminal harassment incidents. The Royal Canadian Mounted Police collect statistical information on the incidence of crimes using the Operational Statistical Reporting (OSR) system. Police agencies using the OSR system of coding or scoring files for incidents of criminal harassment should follow the OSR tables, as follows:

- Code: AC41
- Nature of Event: criminal harassment or stalking crimes
- Effective Date: 1993-08-01

Officers using systems other than the OSR system should consult the appropriate people in their agencies to determine the appropriate coding to use in reporting incidents of criminal harassment.

12. RELEASE FROM CUSTODY

Given the nature of criminally harassing conduct, when an officer in charge determines that it is appropriate to release the accused pursuant to section 499 or subsection 503(2.1) of the *Criminal Code*, such a release should normally be made subject to the suspect entering into an undertaking prohibiting contact with, or proximity to, the complainant or other witnesses. If possible, the police should speak to the victim before deciding whether to release the suspect; such a discussion will help the officer assess the risk to the victim and determine which conditions might decrease that risk if the suspect is released. The following undertakings should be considered:

- Abstaining from communicating, directly or indirectly, with the victim or other specified person
- Abstaining from going within 200, 500 or 1000 meters of any specified places, such as the victim's residence and place of work
- Abstaining from consuming alcohol or other intoxicating substances or drugs, except in accordance with a medical prescription
- Abstaining from possessing firearms, and surrendering any license, registration certificate or authorization
- Reporting at specified times to a peace officer or other designated person.

Where the accused is released on a recognizance, forward the Report to Crown Counsel as soon as possible so that the Crown prosecutor can address any application by the accused to change bail conditions before the first appearance.

Advise the victim of the fact of the release and any release conditions.

13. REPORT TO CROWN COUNSEL

The Report to Crown Counsel must clearly address and document the key elements of the offence.

- Include information on the prohibited conduct.
- Document reasons why the victim reasonably fears for his/her physical, emotional or psychological safety. Include all historical information that has contributed to the fear, such as details of previous incidents of domestic abuse.
- Details of changes the victim has made in response to the fear. For example, note whether the victim has done any of the following:

- Moved to a new location or obtained a new phone number
 - Recorded all telephone conversations and messages
 - Told friends, family, co-workers or building security of the harassment and given photos of the suspect to these persons
 - Arranged escorts to their car and work site
 - Changed their work schedule or route to work
 - Stopped visiting places previously frequented
 - Taken a self-defense course
 - Installed a security system
 - Acquired a guard dog
 - Received counseling or other psychotherapy
 - Altered their behaviour in any other ways
- Include evidence of the suspect's intent to harass the victim, or of the suspect's recklessness as to whether the victim was harassed.
 - Address any steps the accused has taken since the incident to address emotional, attitudinal or other problems. What factors in the accused's life tend to show either stability or instability (for example, place to live, family support, job changes, and stability of employment)?
 - Include all available information necessary for a bail application hearing relating to a detention order or to pre-trial release conditions. This information should specifically address the risk to the victim if the accused is released. Consider recommending appropriate or necessary conditions that the Crown should seek at a pre-trial release hearing.

Appendix #2 - Includes a comprehensive Safety Planning document recommended by the Ontario Solicitor General that can be easily incorporated into local responding agencies' practice guidelines.

Dominant Aggressor / Dual Charging

Dual arrests may occur for a variety of reasons. Police responding to family violence calls may be confronted with sharply conflicting accounts of what transpired, with each party claiming to be the victim. The victim may have used justifiable force against the abuser in self-defence. A false cross-complaint may be made by the abuser. Both parties may exhibit some injury. The police may fear that failure to arrest both parties may result in civil liability.

Incidents of dual charges in domestic cases have been recognized as inappropriate in most cases (increasingly over the last two years). Domestic violence Crown prosecutors, community groups, Alberta Solicitor General and Public Security (for police and corrections) and Alberta Justice and Attorney General (for the Crown) have identified this issue.

The following issues are some of the problems associated with dual charges:

- The true victims are further victimized
- There is a decreased chance of victims seeking further help
- If victims don't seek further assistance then it may place them and their children at risk of emotional, psychological and/or physical harm
- In some jurisdictions, victims can't access Victim Services or Victims Assistance Programs and/or other community agencies
- Dual charges severely decrease the ability to prosecute (there is no reasonable likelihood of conviction when both parties are charged)
- There is an increased liability for police services
- There is an increased potential for eventual homicide by the abuser
- There is a (total) lack of offender accountability
- It could bring the administration of justice into disrepute.

Consequences of dual arrest include:

- They are always prosecuted and almost never successful
- Children may need temporary placement or care
- The aggressor gains more power, continues to be a threat in the home
- It leaves the victim with other serious issues
 - They are NOT protected
 - They experience the fright of being arrested
 - They may NOT call police again when in danger
 - They get a criminal record.

It is common for abusers to try to convince police officers that they were the victims and were injured by their partners, or that the violence was mutual. In these cases, every attempt should be made to identify the dominant (primary) aggressor. The term "dominant aggressor" or

“predominant aggressor” refers to the individual who was the principle excessive aggressor rather than the individual who initiated the violence.

Police must have reasonable and probable grounds to lay charges. They must evaluate to determine:

- Who is the primary aggressor (dominant aggressor)?
- Is this self-defence?

HOW TO ASSESS MUTUAL CLAIMS OF ABUSE

According to University of New Brunswick Professor, Linda C. Neilson,³⁵ careful scrutiny of past conduct and the power and control dynamics of the relationship are critical to accurate assessment when intimate partners make allegations of abuse against each other. She claims that when male partners claim that female partners were also violent, this can be a reflection of the following several distinct realities:

- Women and men do engage in acts of violence, usually relatively minor acts of violence, during conflict in non-abusive relationships.
- Such acts of violence tend to be far less dangerous than abusive violence.
- While no violence can be condoned, female victim violence within an abusive relationship is more complicated and thus more difficult to understand.
- Women who are victims of intimate-partner abuse do engage in violence and violent self-defence, violent retaliation, violent reaction to abuse, violent resistance.
- Victims of abuse may even initiate violence in an effort to get imminent violence over with or as a reaction to past abuse.
- The vast majority of victims of domestic violence are women.
- Abusive violence causes more psychological and physical damage, is more likely to escalate, and is far more dangerous than non-threatening, isolated violence.
- Domination, intimidation, degradation, and control are the essential elements of abusive violence.
- When domination and control are absent, it is questionable that what is being reported is abusive violence - it is more likely that what is being reported is a form of violence during conflict.
- Although abuse victims can and do commit violent acts, the violence is not abusive because it is the abuser, not the victim, who is dominating, intimidating, degrading, and controlling.

³⁵ Linda C. Neilson, “Assessing Mutual Partner-Abuse Claims In Child Custody and Access Case,” *Family Court Review*, Vo. 42 No. 3, July 2004, 411-438.

When partners are abusive, they do not have to use violence to terrorize. Threats in the face of prior violence will suffice. Despite the absence of objective, observable violent action, patterns of abuse may continue. A victim of abuse will quickly learn to read signals from the abuser – certain words, or body language may easily convey threats of harm if understood in the context of that relationship.

In sum, Neilson states that the only way to assess mutual claims of intimate-partner violence is by careful consideration of context, including:

- Indicators of domination and control
- Patterns of violent action
- Emotional abuse
- Social and cultural context
- Victim vulnerability
- Psychological (as well as physical) impact on victim.

In order to assess the existence of control, it is important to be able to recognize what control is.

CONTROL TACTICS

- Isolation
- Keeps victim focused on abuser
- Depletes victim's inner resources
- Occasionally indulges victim to ensure compliance
- Powerful and feared
- Threatens
- Enforces trivial demands

INDICATORS THAT SOMEONE IS BEING CONTROLLED

- Protective of partner
- Minimizes, denies abuse
- Minimizes, denies danger to self and/or children
- Hopeful, believes abuse will not happen again
- Views abuse as their fault, believes they provoked it
- Dependent upon approval from others
- May have witnessed abuse or been abused in childhood
- Looks to others or partner for direction and approval
- Focuses on positive aspects of partner
- Rationalizes or explains abuse in relation to partner's problems or stresses
- Numb, flat affect
- Holds belief that partner is more important
- Views self as weak, dependent and needy of partner

SIGNS TO LOOK FOR IN A BATTERING PERSONALITY

There are actions and behaviours that involve physical violence, but that can be distinguished from patterns of abuse. When partners are abusive, they do not have to use violence to terrorize. Threats in the face of prior violence will suffice. Despite the absence of objective, observable violent action, patterns of abuse may continue. A victim of abuse will quickly learn to read signals from the abuser – certain words, or body language may easily convey threats of harm if understood in the context of that relationship. Victims may retaliate, or initiate violence, based on the context of their experience.

The following checklist may assist in determining the dominant (primary) aggressor:³⁶

- Jealousy
- Controlling behaviour
- Quick involvement
- Unrealistic expectations
- Isolation
- Blames others
- Hypersensitivity
- Cruelty to animals and or children
- “Playful” use of force in sex
- Verbal abuse
- Rigid sex roles
- Explosiveness and sudden mood changes
- History of abuse/battering (What does the paper trail show? Are there medical records from past incidents? What do police records show? What information does the dispatcher have? Has the victim been to a shelter or obtained assistance in the past because of the abuse? Are protective orders on file?)
- Threats of violence
- Destruction of property
- Any force during an argument
- Fear (Who looks and appears scared?)
- Body language (Who has an aggressive stance? What is the relative size of the persons involved?)
- Expresses ownership - assertion of proprietary interest in family members
- Speaks for partner
- Statements of neighbours and witnesses (What are the witnesses telling you about what happened? What do neighbours know about this and past incidents?)
- Excited utterances (Spontaneous declarations) (What statements are adults and children blurting out to you while still upset and under stress of the incident? Is there a “911 call”? What is their emotional state?)

³⁶ Walker, Lydia D. “Signs to Look for in a Battering Personality.” Getting a Firm Foundation (Training handout: 1981).

- Crime Scene (What objects are damaged? Who is upset that the objects are broken? Whose belongings have been destroyed?)
- Injuries (Who has injuries? What caused the injuries? Have weapons been used or threatened? Are any of these defensive injuries? What is the likelihood of future injuries to each person?)
- Evidence of substance abuse (Is there evidence that alcohol or other drugs have been used? Are liquor bottles or drug paraphernalia present?)
- The comparative extent of inflicted injuries or serious threats creating a fear of physical injury.

DOMESTIC TERRORIST

The following characteristics identify the “domestic terrorist”³⁷ personality. According to experts, the “domestic terrorist” has a very high lethality index:

- Unpredictable outbursts
- Unpredictable physical violence (biting almost universal)
- Undermines partner’s sense of autonomy:
 - Controls sleep/wake cycle
 - Controls personal hygiene
 - Controls eating patterns (deprivation)
 - Controls toilet routine/schedules
- Sexual enslavement
- Sexual violence – bondage, clamping devices, strangulation, foreign object insertions (anal), forced sex with others.

The presence of these characteristics in a suspect should be considered very high risk. A complete and thorough investigation and follow up, including risk assessment and safety planning is crucial.

INJURIES IDENTIFYING DOMINANT AGGRESSOR

There are typical injuries that are strong indicators (red flags) of the injuries having been made by the other person acting in self-defence. They include:

- Bite/scratch marks
- Injuries to genital area
- Offensive injuries – scraped/cut knuckles (see photographs below).

In a physical attack, females are more likely to scratch their aggressor as a way to deflect attack or try to escape injury. Scratches are a common injury to a male aggressor when attempting to choke or strangle a female. A female may claw the male’s hands or face to escape serious injury or death.

³⁷ Dr. Marc Nesca, on Spousal Assault Risk Assessment.

Bites to the chest occur when the aggressor is holding the victim down, straddling or in a bear hug. Bite marks on the arms occur when the victim is being held in a chokehold or arm lock. These are “defensive injuries.”



Offender has offensive injuries to his knuckles after using his fists to punch the victim.

INJURIES TO VICTIM CONSISTENT WITH ABUSE

Victims of domestic violence sustain physical injuries to the body including broken bones, bruises, burns, choking, bites and sexual assault. Most injuries are inflicted on the head, neck, chest, abdomen and breasts. Injuries occur on the hands and arms, which are used to deflect the blows.



Severe trauma to back of hands and arms from attempts to deflect blows.

INJURIES ON VICTIM:

- Injuries to face, neck, throat, chest, abdomen, genitals
- Spiral fractures
- Evidence of sexual assault
- Chronic pain or repeated injuries
- Injuries during pregnancy, vaginal bleeding, threatened abortion, spontaneous abortion
- Multiple injuries in various stages of healing including contusions, abrasions, and minor lacerations
- Bruises on back of arms, legs, or hands
- Bruises on back of buttocks and lower back because women typically curl into a fetal position to escape injury
- Bruising/swelling inside mouth and under lips
- “Bikini” injuries – sophisticated batterers will leave marks where no one else can see them
- Head injuries hidden under hairline
- Injuries behind the ears
- Hair loss – bald spots
- Symptoms of being choked: hoarseness, nausea, throat pain, loss of consciousness, involuntary urination/defecation, uncontrollable shaking, scratches, abrasions, scrapes to

neck, scrapes to chin by lowering to protect, petechiae around eyes and in orbital region, blood red eyes, ligature marks, and swelling of neck.³⁸



Bald spot from hair pulled out

³⁸Strack, Gael B. and McClane, Dr. George. "How to Improve Investigation Your Investigation and Prosecution of Strangulation Cases." Edited by David C. James, Deputy San Diego Attorney (October 1998, updated May, 1999) 1-16. According to the Strack and McClane study, where over 300 strangulation cases were reviewed, most victims of strangulation lack sufficient physical evidence of being strangled because they either had no visible injury (50%) or their injuries were too minor to photograph (35%). Significant visible injuries, such as red marks, bruises, or rope burns, were found in 15 percent of the cases. While these injuries were significant enough to photograph, the majority of these photographs were unusable due to a lack of technical expertise on the part of first responders in close-up photography, suggesting a need for police officer training. Victims sought medical attention in only 3 percent of the cases, primarily due to persistent pain, voice changes, or trouble swallowing.

Look for Injuries from the Sophisticated Batterer

- ⌘ Leaves no marks
- ⌘ Hits in places where it is difficult to leave or see marks
- ⌘ Hits in places where you won't look



Courtesy San Diego Domestic Violence Unit

Injury from breast being twisted by abuser

OTHER SIGNS CONSISTENT WITH ABUSE - VICTIM'S BEHAVIOURAL AND EMOTIONAL CUES:

- Nervous or inappropriate laughter or smiling
- Signs of anxiety, crying, sighing
- Defensiveness/anger
- Lack of eye contact or fearful eye contact
- Substantial delay between onset of injury and reporting
- Suicidal ideation or suicide attempt
- An overly attentive or aggressive partner
- Describes the alleged “accident” in a hesitant, embarrassed or evasive manner
- Minimizes the seriousness of an injury.

Domestic violence victims often report other symptoms resulting from the stresses associated with abuse including the following:

- Headache
- Musculoskeletal pain
- Fatigue, decreased concentration
- Insomnia
- Chest pain/palpitations
- Hyperventilation
- Gastrointestinal disorders/appetite disturbances
- Depression/anxiety
- Sexual dysfunction/gynaecologic problems
- Drug abuse/addiction

Dual Charge does not mean dual arrest. The basic purpose of arrest is:

- To ensure person will be available to court
- To prevent continuation of the offence
- To secure the person so that an offence(s) may be investigated

If the above reasons for arrest have been satisfied then arrest should not be continued or initiated. The 2nd charge being considered does not have to be made immediately but deserves a thorough investigation and consultation with a supervisor or Spousal Violence detective.

If a (primary) dominant aggressor is identified, that person should be arrested and charged. Police officers should continue the investigation and through consultation (with a DVI trained supervisor) determine if a charge against the other person is warranted. All of the arrest/charging decisions need not be made at the same time.

Appendix #1 - Includes a document entitled, "Signs to Look for in a Battering Personality."

Strangulation / Choking

Historically, “choking” was minimized and rarely prosecuted as a serious offence because victims will minimize the level of violence and uninformed officers and prosecutors may fail to recognize it. With proper training and education, we can all improve our documentation, investigation, and prosecution of strangulation cases with immediate results.

Strangulation is one of the most lethal forms of domestic violence. When perpetrators use strangulation to silence their victims, this is a form of power and control. This form of power and control has a devastating psychological effect on victims and a potentially fatal outcome. Ten percent of violent deaths in the U.S. each year are due to strangulation, six females to every male.³⁹

It is suggested that police and Crown prosecutors use the term “strangle” as opposed to the word “choke.” “Strangle” means to obstruct seriously or fatally the normal breathing of a person. “Choke” means having the windpipe blocked entirely or partly by some foreign object like food. Police officers are encouraged to investigate all strangulation cases as attempted homicides or aggravated assault cases.

WHAT YOU NEED TO KNOW ABOUT STRANGULATION/CHOKING

- Only eleven pounds of pressure placed on both carotid arteries for ten seconds is necessary to cause unconsciousness. However, if pressure is released immediately, consciousness will be regained within ten seconds. To completely close off the trachea, three times as much pressure (33 lbs.) is required. Brain death will occur in 4 to 5 minutes, if strangulation persists.
- Victims may have no visible injuries whatsoever, with only transient symptoms — yet because of underlying brain damage by lack of oxygen during the strangling, victims have died as long as several weeks later.
- Because of unforeseen consequences of injuries from a strangulation attempt that may appear minor to the untrained, police officers at the scene should radio for medics for a medical evaluation of all victims who report being strangled.

LOOK FOR SYMPTOMS (AS OPPOSED TO INJURIES)

- Voice changes occur in up to 50 percent of victims
- Hoarseness or complete loss of voice
- Swallowing changes
- Breathing changes
- Difficulty breathing

³⁹ Strack, Gael B. and McClane, Dr. George. “How to Improve Investigation Your Investigation and Prosecution of Strangulation Cases.” Edited by David C. James, Deputy San Diego Attorney (October 1998, updated May, 1999) 1-16.

- Mental changes, restlessness, and combativeness due to temporary brain anoxia and/or severe stress reaction
- Involuntary urination and defecation
- Visible injuries to the neck include scratches, abrasions, and scrapes
- Redness to the neck may be fleeting, but may demonstrate a detectable pattern:
- These marks may or may not darken to become a bruise
- Bruises may not appear for hours or even days
- Chin abrasions, redness or bruising as the victim lowers the chin in an instinctive effort to protect the neck
- Injuries inside mouth – bruising or swelling inside lips
- The tiny red spots (petechiae) due to ruptured capillaries—the smallest blood vessels in the body—sometimes may be found under the eyelids, around the eyes, face, and neck:
 - Tend to be most pronounced in ligature strangulation
- Blood red eyes due to capillary rupture in the white portion of the eyes suggests a particularly vigorous struggle between the victim and assailant
- Ligature marks:
 - Ligature marks are a clue that the hyoid bone may be broken
 - As a general rule, on a post-mortem exam, if a hyoid bone is fractured the death will be a homicide from strangulation until proven otherwise
 - However, because the two halves of the hyoid do not fuse until age 30, the hyoid may not break in younger victims who die as the result of strangulation
 - One third of manual strangulation victims have fractured hyoids
- Lung damage due to vomit inhaled by the victim during strangulation
- Swelling of the neck may be caused by any one or combination of the following:
 - Internal bleeding, injury of any of the underlying neck structures, or fracture of the larynx allowing air to escape into the tissues of the neck.

INVESTIGATING STRANGULATION

- Take full body photographs of the victim, and close-ups of the face and neck area, including the front, back, and sides of the neck and chest area.
- Take follow-up photographs 24, 48, or 72 hours later (or as long as visible injuries are present).
- Identify the dominant/primary-aggressor. It is crucial to be aware that depending on the method of strangulation being used, the suspect may be the only individual with visible injuries.⁴⁰

⁴⁰ Frequently, in attempted strangulation cases there are claims of mutual combat or self-inflicted injuries. Because victims fear for their lives, they may protect themselves by trying to get perpetrators to release their holds by either pushing them back, biting them, scratching their faces, or pulling their hair.



Top left photograph reveals no sign of physical injuries shortly after police arrival, notwithstanding that the victim had been strangled to unconsciousness three times (bottom left photograph reveals redness to the chin from lowering to protect her neck). Suspect then forced his hand down the victim's throat attempting to suffocate her (photographs on the right display bruising to the inside of lips). Due to lack of visible injuries on victim, and scratches and bite marks on suspect's hands inflicted by victim in self-defence, appropriate charges were not initially laid. Four months after this occurrence, the suspect shot and killed the couple's two-year old son and himself.⁴¹

- Encourage the victim to seek medical attention.
- Police officers should note their experience and training in domestic violence cases and strangulation training in their report.⁴²
- Obtain copies of your 911 tapes. At least 50 percent of strangulation victims experience voice changes.
- Tape-record your follow-up investigations wherever possible.⁴³
- Conduct follow-up:
 - Ask the victim to describe and demonstrate how he/she was strangled.
 - Take photographs of the victim's injuries.
 - Document whether victim was strangled with 1 or 2 hands? Forearm? Objects?
 - If an object was used to strangle the victim, locate, photograph, and impound the object.

⁴¹ Cole Harder murder/suicide December 1, 2002, Camrose, Alberta.

⁴² For example: "Based on my experience and training, I know that strangulation can cause serious injury. Unconsciousness can occur within seconds. Death can occur within minutes. The symptoms and injuries in this case are consistent with someone being strangled. I strongly encouraged the victim to seek medical attention."

⁴³ As a result of the strangulation training and application of the follow-up questions, San Diego Police detectives noted that in approximately 8 out of 10 cases victims reported changes in their voices. Based on this anecdotal evidence, it is important to tape record or videotape your follow-up investigations in order to document voice changes for later evaluation by medical experts.

- Determine if the suspect was wearing any jewelry, such as rings or watches. Look for pattern evidence.
- If an object was used, how did it get there? Determine if the suspect brought the object with him to the crime scene. This information may be used to show premeditation.
- What did the suspect say when he/she was strangling the victim? Use quotes.
- Describe the suspect's demeanor and facial expression.
- Was the victim shaken simultaneously while being strangled?
- Was the victim thrown against the wall, floor, or ground? Describe surface.
- How long did the suspect strangle the victim?
- How many times and how many different methods were used to strangle the victim?
- How much pressure or how hard was the grip?
- Did the victim have difficulty breathing or hyperventilate?
- Any complaint of pain to the throat?
- Any trouble swallowing?
- Any voice changes? Complaint of a hoarse or raspy voice?
- Any coughing?
- Did the victim feel dizzy, faint, or lose consciousness?
- What did the victim think was going to happen? (e.g. Did he/she think he/she was going to die?)
- Did the victim urinate or defecate as a result of being strangled?
- Was the victim pregnant at the time?
- Did the victim feel nauseated or vomit?
- Is there any visible injury, however minor? If so, take photograph and follow-up photos.
- Any prior incidents of strangulation?
- Any pre-existing injuries?
- Were injuries shown to anyone? Any subsequent photos taken?
- Did the victim attempt to protect her or himself? Describe.
- Any medical treatment recommended or obtained? If so, obtain medical release.
- Any witnesses?

Appendix #10 - Includes the "Strangulation Documentation Form," complete with diagrams.

Appendix #11 - Includes a document entitled the "Domestic Violence Strangulation Investigation" form.

Appendix #12 - Includes a document entitled, "Questioning the Expert in Strangulation Cases."

Assessing Risk for Further Violence

Current research links certain types of behaviour or “indicators” with an increased risk of domestic violence. Risk assessment checklists may assist in a variety of areas, including:

- Raising “red flags” as to the potential for a victim being at risk of future violence
- Assessing the level of risk and danger the victim may be exposed to
- Collecting evidence for those engaged in the criminal justice system
- Providing evidence for the bail hearing
- Alerting the Crown and the Court that a psychological assessment of dangerousness by a professional is in order
- Providing evidence at sentencing
- Assisting victim to develop a safety plan.

It is crucial to determine how the specific incident of violence relates to the **overall history and context of violence in the relationship**. Dangerousness is situational. It is not so much assessing the individual that is important, but assessing that individual in the context of the immediate overall situation. Once factors associated with dangerousness have been identified, it is also necessary to intervene in a meaningful way to prevent further violence. The best person to assess risk is generally the investigating police officer.

RISK ASSESSMENT

Risk factors that will assist police officers, Crown prosecutors and victims in domestic violence occurrences have been identified in a number of studies.⁴⁴

⁴⁴ For a comprehensive review of the existing Risk Assessment tools, see:

1. *Brief Spousal Assault Form for the Evaluation of Risk* (B-SAFER). This tool, developed by P. Randall Kropp, Ph.D., Stephen D. Hart, Ph.D., and Henrik Belfrage is a checklist or guide for assessing risk for spousal assault in criminal and civil justice (i.e. forensic) settings. The B-SAFER is intended to help people exercise their professional discretion when conducting risk assessments; it is not a replacement for professional discretion. Its purpose is to introduce a systematic, standardized, and practically useful framework for gathering and considering information when making decisions about violence risk. It draws directly from the scientific and professional literatures on spousal violence risk assessment and victim safety planning.
2. *Ontario Domestic Assault Risk Assessment* (ODARA). ODARA is a general violence-screening tool dealing with recidivism. It does not concern itself specifically with the question of lethality. The form contains 13 questions where “yes” answers are given a one-point score. If a person scores between 7 and 13, there is a 70% risk that the individual may commit another assault. This tool may be of great value as a general violence screening to raise “red flags” for the potential of a victim being at risk of future violence.
3. *Danger Assessment Instrument*. DA-2 developed by Jacquelyn C. Campbell, Ph.D., R.N. of the John Hopkins University School of Nursing, a leading expert and researcher in the United States. Her instrument first asks the victim to record specific examples of abuse on a calendar. The instrument then poses 20 questions on lethality requiring a “yes/no” answer. It establishes a pattern of frequency and severity of the violence during the past year, and serves as an important safety-planning tool, especially for victims who often minimize their level of risk.

For purposes of witness statements, risk assessments, and show cause hearings, officers should endeavour to obtain the following information:

- **Current** status of relationship?
- **History** of separations?
- During past separations, has the offender **stalked** or **harassed** the victims?
- **History of violence or abuse** in the relationship – physical, sexual, verbal, financial and emotional abuse?
- Has the abuse escalated during the past 12 months?
- Has the abuse required medical treatment?
- Has the offender ever hurt, injured or threatened to hurt the **victim, a family member**, another person or **animal**?
- Has the offender ever used **weapons** against the victim or **threatened** the use of weapons?
- Does the offender own a firearm or have plans of acquiring a **firearm**?
- Any **children** under the age of 18 who have witnessed the abuse or who have been abused by the offender?
- Has **Children's Services** ever been involved with this family?
- Has the offender ever **abducted** or threatened to abduct the children?
- Offender **employment** - Has the offender's employment history changed during the previous 12 months or become less stable?
- What is the offender's current status in the **legal system**?
- Has the offender ever **violated** a court order, including no contact orders or peace bonds?
- Have **drugs or alcohol** ever been a problem for the offender?
- Does the offender have a history of **mental illness**?
- Has the offender ever idealized **homicide or suicide**?
- Other considerations:
 - Current **emotional crisis** or loss of **social support network**
 - History of **torturing or disfiguring** intimate partners
 - Sexual **sadism**
 - Extreme minimization or **denial** of assaultive history.

-
4. *Spousal Assault Risk Assessment Guide (SARA)*. SARA is a clinical checklist of risk factors for spousal assault. The instrument is a two-page form with 20 questions that are rated 0–2. Like the above checklists, no specific information is recorded to source the answers.
 5. Initial Screening Tool and Comprehensive Risk Assessment Interview Guide (Durham Region). A 21-question screening tool was created for all family court personnel to use in their initial contact with a family. If domestic violence was identified, then a comprehensive risk assessment interview guide covering 25 areas was available to aid community experts in assessing for further risk and conducting appropriate safety planning.
 6. Domestic History Form (Huron County). The Crown Attorney's office in Huron County in Ontario is currently using the Assessing Dangerousness in Domestic Cases form to ensure that information on risk assessment has evidentiary value in domestic violence proceedings. For more information, visit: www.bcifv.org.

When a file has been flagged based on risk factoring, a Crown prosecutor should be assigned responsibility for the file. A Crown prosecutor should be assigned to the case at the earliest opportunity and, where practicable, should remain assigned to the case until its conclusion. In cases with a higher risk of violence (flagged files), the victim should also be provided with the name of the Crown prosecutor who is specifically assigned the file. Reasonable efforts should be made to accomplish this. If the assigned Crown prosecutor is changed, the victim should be notified.

It is preferable that the assigned Crown prosecutor should interview the victim prior to the trial or preliminary hearing. The victim should be referred to a victim assistance program where available if the police have not already done so. Where a change of Crown prosecutor is necessary, arrangements should be made to have the newly assigned Crown prosecutor review the file and then meet with the victim.⁴⁵

Appendix #2 - Includes a comprehensive Safety Planning document recommended by the Ontario Solicitor General that can be easily incorporated into local responding agencies' practice guidelines.

Appendix #8 - Includes a "Domestic History Questionnaire," recommended by the DVDRC. This form is a generic collection of questions that captures well-recognized lethality indicators and can assist proper risk assessment.

⁴⁵ Valverde, M., L. MacLeod and K. Johnson, eds. Crown Policy Manual, Ontario Attorney General - Appendix A of Wife Assault and the Canadian Criminal Justice System (1995).

Primary Risk Factors for Homicide

In Alberta, and in various other jurisdictions throughout Canada and the United States, killings have continued to occur between intimate and ex-intimate partners, and sometimes their children and other family members. These tragedies serve as reminders of why domestic violence needs to be taken more seriously and how much more work still needs to be done to address the complexities of preventing these deaths.

In the Fekete case in Red Deer (murder/suicide 2003) and the Cole Harder case in Camrose (murder/suicide 2003), primary risk factors for homicide were present. In 2004, domestic violence murder/suicides occurred in Sundre, Airdrie, and Bonnyville. Again, primary risk factors were present. Friends, family, and the police were aware that each of these situations was potentially explosive, but may not have had the proper tools to assess risk and prevent harm.

There is a growing recognition that these deaths are preventable and studies have been done both in Canada and the United States to seek a better understanding of how and why domestic homicides occur.

In a recent studies done by the Domestic Violence Death Review Committee in Ontario (“DVDRC”), information was collected to establish the context of the deaths, including the history, circumstances, and conduct of the abusers/perpetrators, the history and circumstances of the victims and their families, as well as community and systemic responses. The purpose was to determine the primary risk factors in those cases and identify possible points of intervention, with the goal of preventing similar deaths in the future.⁴⁶

The DVDRC found that many domestic homicides may have been prevented if the criminal justice system, doctors, clergy, counsellors, lawyers, co-workers, families, friends, and neighbours had better engaged the victim in risk assessment and safety planning and taken appropriate action when they recognized risk in a perpetrator’s behaviour. In the 2004 DVDRC report, it was determined that eight of the nine incidents of domestic violence were predictable and preventable with the benefit of hindsight and the analysis of well-known risk factors. In all homicides reviewed, seven or more risk factors were clearly identifiable in the history of the family circumstances.⁴⁷

The best person to assess risk is generally the investigating police officer.

⁴⁶ Ontario. Domestic Violence Death Review Committee. “Annual Report to the Chief Coroner: Case Reviews of Domestic Violence Deaths, 2002.” Available at:

http://www.mpss.jus.gov.on.ca/english/publications/comm_safety/DVDRC_Report_2003.pdf.

⁴⁷ Ontario. Domestic Violence Death Review Committee. “Annual Report to the Chief Coroner: 2004.” Available at: http://www.mpss.jus.gov.on.ca/english/publications/comm_safety/DVDRC_2004.pdf.

PRIMARY RISK FACTORS FOR HOMICIDE IDENTIFIED BY THE DVDRC ARE:

- Prior history of domestic violence
- Pending or actual separation or estrangement⁴⁸
- Escalation of violence
- Threats to kill
- Threats of suicide or attempted suicide
- Obsessive behaviour
- Possession of or access to firearms
- Excessive alcohol and/or drug abuse
- Depression or other acute mental health or psychological problems
- Common-law unions
- Isolation of victim
- Child custody and access issues
- New partner in victim's life
- Perpetrator's unemployment
- Presence of stepchildren in the home (i.e. children that have not been sired by the abuser)
- Forced sexual acts or assaults during sex
- Hostage taking
- Destruction of victim's property
- Violence against family pets
- Extreme minimization or denial of spousal assault history
- Attempts to isolate the victim
- Controls most or all of victim's daily activities
- Assaulted victim while pregnant
- Chokes victim
- Young age
- Perpetrator witnessed domestic violence as child

Every effort has to be made to collect information on these cases to enhance collaboration amongst different service providers and to permit proper assessment and intervention with high-risk domestic violence cases. This has the potential to save lives if the information helps victims to engage in effective safety planning and if perpetrators are challenged by the community to find alternatives to their threatening behaviour.

Cautions are noted regarding the use of risk assessment tools adapted for use at different stages of the justice system, to evaluate the likelihood of repeated violence. For example, assessments are only relevant for a specific period of time, and decisions based on their results need to be re-evaluated later in the justice process. Further, service providers should remember that violence could occur even in the absence of identified risk markers.

⁴⁸ The factor of actual or pending separation of the involved persons was present in 82 percent of the deaths reviewed by the Report to the Ontario Coroner's Office by the Domestic Violence Death Review Committee, 2004.

The work of the DVDRC Committee is ongoing and the Risk Assessment Tools are a work in progress. It is recommended to keep abreast of any advancement made in future studies.

It is recommended that risk assessment be followed by victim safety planning, which is discussed in the following section.

Appendix #2 - Includes a comprehensive Safety Planning document recommended by the Ontario Solicitor General that can be easily incorporated into local responding agencies' practice guidelines.

Appendix #8 - Includes a "Domestic History Questionnaire," recommended by the DVDRC. This form is a generic collection of questions that captures well-recognized lethality indicators and can assist proper risk assessment.

Safety Planning for Victims

While victims cannot always avoid violent incidents, in order to increase safety, they should be given a list of safety strategies. Furthermore, it is helpful to work through a safety plan with victims. It is also a good idea to refer victims to shelter staff or other safety-planning experts about additional safety planning to meet the needs of a given situation.⁴⁹ Women's shelters provide a wide range of family violence services, including outreach programs, crises lines, and training on family violence-related topics. Some shelters have also been trained in conducting danger assessments.

Victim advocates within the police service or community often play important roles in risk assessment and safety planning. The main components in domestic violence safety plans are:

- How to leave safely
- Where to go to be safe
- Where to keep important papers and documents
- Which neighbors to tell about the violence so they can call police if necessary
- Teach children how to call the police
- How to protect self and children in dangerous situations
- Local telephone numbers for shelter, crisis center, police, child protection agency
- Importance of practicing and reviewing safety plan regularly with children
- Possible safety measures at home (e.g. locks, lights, rope ladders, smoke detectors and fire extinguishers, code words for children to be picked up by another adult, to call police or to get out of the house quickly)
- Inform school of pick-up permission for children if necessary
- Inform employer and co-workers of risk
- Other friends, neighbors, family members who can look after children and help support the non-offending parent when stress/depression/anxiety levels are high.

Each intervener in the criminal justice system must ensure that the relevant information is obtained on each person who uses violence in his/her relationship, that the information is shared with other interveners who need the information, and that the information is incorporated into the decisions about how the case is handled.

It is also important to:

- Ensure perpetrator is no longer a threat in the current situation
- Carry out risk assessment with the victim to determine risk of the current situation
- Listen to victim's assessment of risk and offer feedback
- Discuss safety planning
- Make referrals for more comprehensive risk assessment and safety planning.

⁴⁹ Ontario, Ministry of the Solicitor General, Policing Services Division, A Guide to the Domestic Violence Supplementary Report Form (Toronto: 2000).

Victims should also be informed about:

- Victim Impact Statements
- Financial Benefits Program, and
- Requesting Restitution Programs.

Information about these programs is available at <http://www.solgps.gov.ab.ca/victim/default.aspx>.

Victims interested in safety planning should also visit Justice Canada's *Family Violence Initiative* website at: <http://canada.justice.gc.ca/en/ps/fm/>, or its *Family Violence Youth Site* at: <http://www.familyviolencehurts.gc.ca/>.

FOLLOW UP TO ENSURE VICTIM RISK IS BEING MINIMIZED

Police are in the best position to follow up with victims. The greater the risk, the more closely the police should monitor victims' safety. Conditions imposed as a result of a bail hearing should be entered on the Canadian Police Information Centre (CPIC) using the probation category currently used for entry of restraining orders, conditions on probation, and firearms prohibitions.⁵⁰

Police services should also be aware of "Spousal Assaults" or "Other Family Violence" caution flags, which, as of January 1997, may now appear on the Criminal Record Synopsis when checking the CPIC system. Police services should ensure that the new sections of fingerprint form C-216 allowing for the flagging of convictions for a number of offences, including these new "Spousal Assaults" and "Other Family Violence," are used where applicable. This tool provides police services with immediate recognition that a subject they may be dealing with or responding to a complaint about has had previous convictions for spousal assaults or family violence. It is also information that can be immediately relayed to the Crown prosecutor on bail applications.

ALBERTA RELATIONSHIP THREAT ASSESSMENT AND MANAGEMENT INITIATIVE (ARTAMI)

The Alberta Relationship Threat Assessment and Management Initiative (ARTAMI) is a provincial, multidisciplinary threat assessment unit dedicated to reducing and preventing relationship violence and stalking. It is the first threat assessment unit in Canada to involve experts from various fields as well as multiple law enforcement agencies who deal solely with relationship violence and stalking.

ARTAMI is a resource for police, prosecutors, child intervention caseworkers, women's shelters, corrections personnel, and mental health experts to help victims of high-risk relationship

⁵⁰ Alberta Justice Domestic Violence Registry.

violence or stalking situations. In creating a multi-disciplinary team of experts, ARTAMI provides an integrated, pro-active response to relationship violence and stalking by providing:

- Recommendations in respect of investigations, charges, court orders, victim safety requirements and strategies.
- Formal Threat Assessments and Case Management Plans.
- Expert court testimony for purposes of bail and sentencing hearings; child custody and access hearings; and guardianship applications.
- Participation in case conferencing.
- Delivery of training province wide in the area of relationship violence, stalking, threat assessment and risk reduction.

Appendix #2 - Includes a comprehensive Safety Planning document recommended by the Ontario Solicitor General that can be easily incorporated into local responding agencies' practice guidelines.

Appendix #13 - Includes a schedule of Emergency Women's Shelters in Alberta, as provided by the Alberta Council of Women's Shelters:
<http://www.acws.ca/home.php>.

Appendix #14 - Includes a document entitled, "Emergency Help for Albertans Fleeing Abuse," which can help direct victims to safety during an after hours crises situation.

Appendix #15 - Includes a list of agencies to assist victims of crime, as provided by the Ministry of the Solicitor General and Public Security.

Show Cause Hearings

According to the Alberta Queen's Bench decision of *R. v. Bleile*, in cases of domestic violence, the Crown cannot address bail without the following specific background information:⁵¹

- Whether there is a history of violence
- Whether complainant fears further violence and the basis of that fear
- The complainant's opinion on the likelihood that accused will obey a term of release, especially a no contact order
- Whether the accused has a history of alcohol or drug problems or mental illness.

Therefore, as stated in the Alberta Crown Attorneys' Bulletin released July 14, 2004, "bail applications relating to spousal or intimate partner abuse can no longer be allowed to proceed without the Crown having the background information outlined above."

In *R. v. Bleile* Justice Martin said at page 278:

"The proper administration of justice requires that the judge determining bail understand the circumstances of the offence and the background of the offender in order to decide whether the offender is likely to resort to further violence or intimidation if released. That information can only be produced at a bail hearing if it has been elicited during the investigation and passed on to the Crown prosecutors' office, and from the Crown to the court. Unfortunately, that is not being done in all cases. As a consequence, some decisions as to release of persons charged with assaulting their partners are not as informed as they should be. Sadly, Canadian legal history has been punctuated with cases where offenders charged with spousal assault have been released on bail and thereafter visited even greater violence on the victim."

This case highlights the importance of gathering the appropriate information at the first instance and ensuring that it is available for speaking to bail.

Use bail hearings and sentencing hearings as opportunities to disclose history of abuse, dynamics of relationship and impact on victims and children. Obtain details of all past police reports involving domestic violence occurrences involving the accused. Use 911 recordings and photographs to show the extent of fear and suffering caused by the accused's actions, and to deflect claims by reluctant/recanting victims.

The following Risk Assessment captures all of the information required to conduct bail hearings in compliance with *R. v. Bleile*, and will assist police and Crown with necessary information gathering:

⁵¹ *R. v. Bleile*, (2000) 31 C.R. (5th) (Alta. Q.B.).

- **Current** status of relationship?
- **History** of separations?
- During past separations, has the offender **stalked** or **harassed** the victims?
- **History of violence or abuse** in the relationship – physical, sexual, verbal, financial and emotional abuse?
- Has the abuse escalated during the past 12 months?
- Has the abuse required medical treatment?
- Has the offender ever hurt, injured or threatened to hurt the **victim, a family member**, another person or **animal**?
- Has the offender ever used **weapons** against the victim or **threatened** the use of weapons?
- Does the offender own a firearm or have plans of acquiring a **firearm**?
- Any **children** under the age of 18 who have witnessed the abuse or who have been abused by the offender?
- Has **Children's Services** ever been involved with this family?
- Has the offender ever **abducted** or threatened to abduct the children?
- Offender **employment** - Has the offender's employment history changed during the previous 12 months or become less stable?
- What is the offender's current status in the **legal system**?
- Has the offender ever **violated** a court order, including no contact orders or peace bonds?
- Have **drugs or alcohol** ever been a problem for the offender?
- Does the offender have a history of **mental illness**?
- Has the offender ever idealized **homicide or suicide**?
- Other considerations:
 - Current **emotional crisis** or loss of **social support network**
 - History of **torturing or disfiguring** intimate partners
 - Sexual **sadism**
 - Extreme minimization or **denial** of assaultive history.

Procedures should include that the suspect be required to attend court within seven days of the initial occurrence, wherever possible.

WHEN AN ACCUSED IS RELEASED FROM CUSTODY – CROWN PROSECUTORS

Crown prosecutors should:

- As far as practicable, give victims the opportunity to make their wishes known regarding the terms of any orders of protection, conditions of pretrial release, contemplated plea agreements and recommendations for conditions of probation
- Take reasonable efforts to ensure that information is current
- Where violence has occurred, threats of violence have been made, or the risk assessment process indicates the potential for new or continued violence, determine if firearms are located in the residence or are available to the party making the threats

- Consider the following release options inappropriate due to an absence of conditions to protect victims:
 - Summons (to court)
 - Appearance Notice
 - Promise to Appear (unless accompanied by a Form 11.1 Release by Officer in Charge, containing appropriate conditions).

When the accused is being released from custody, the following conditions should be considered:

- Abstaining from communicating, directly or indirectly, with the victim or other specified person(s)
- Abstaining from going within 200, 500 or 1000 meters of a specified place such as the victim's residence and/or place of work
- Abstaining from consuming alcohol or other intoxicating substances or drugs, except in accordance with a medical prescription
- Where appropriate, obtain a prohibition order for use and possession of regulated weapons in compliance with the *Criminal Code*, and surrendering any licence, registration certificate or authorization
- Pursuant to s. 117.011(1), obtain a prohibition order for use and possession of regulated weapons if such person lives with or associates with an accused that is the subject of prohibition order
- Reporting at specified times to a Peace Officer or other designated person
- Other conditions as appropriate to the individual case
- Orders for protection should be clear, specific and tailored to the individual circumstances of the case, protect the safety and interests of children in the household, and specify locations in addition to the victim's primary residence, such as the homes of family members.

Appendix #16 - Includes guidelines issued by Alberta Justice in 1999 regarding bail notification for victims of domestic violence.

Best Practices for Crown Prosecutors

Addressing Victim's Issues

THE UNIQUE NATURE OF DOMESTIC VIOLENCE

Victims of domestic violence face different problems from those of other victims of violent crimes. Legitimate survival and safety strategies employed by victims (such as unwillingness to give information, resistance to testifying, recanting all or part of previous statements) may come into conflict with the goals or needs of the legal system.

Crown prosecutors should be committed to understanding the unique dynamics of an abusive relationship including the cycle of violence and the particular social, economic and psychological problems faced by the victim. To respond effectively, Crown prosecutors should approach domestic violence cases with the following factors in mind:

Domestic violence:

- Is a serious crime
- Is an abuse of trust
- Takes many forms, although only behaviour that is “criminal” can trigger prosecution
- Can have devastating effect upon the victim, families, and children who witness or live with the consequences of that violence
- Is likely to become more frequent and more serious the longer it continues, and
- Can result in death.

Historically, the legal system has become involved only after:

- The pattern of abuse is well established
- The level of physical injury has become serious, or
- The violence has spread beyond the intimate relationship or family.

In some cases, victims of domestic violence:

- Continue to live with their abuser
- Are financially, emotionally, and psychologically dependent on their abuser
- Experience continuing threats to their safety
- Find it difficult to give evidence in court because of the complex nature of domestic violence
- Have difficult decisions to make that will affect their lives and the lives of those close to them (particularly those who may have suffered over a considerable period of time)
- May blame themselves or feel that agencies blame them
- Do not make complaints of domestic violence in a timely fashion or at all for fear of reprisals, intimidation, or a number of other factors

- May fear reporting offences, especially if they are disabled people or elderly and the abuser is also the caregiver.
- A victim's first contact with law enforcement or the courts rarely happens after the first or second domestic violence incident.
- A victim may be involved in a criminal proceeding, a civil matter, custody, support and visitation proceedings, and a matrimonial action, in multiple courts. This fragmentation coupled with differing standards of proof and rules of procedure can demoralize and inadvertently endanger victims and their children
- The costs of being involved with the criminal justice and legal systems in terms of money, time, work, privacy, and retaliation by the abuser can be daunting for victims.
- The lives of others (including children) may be at risk.
- Failure to obey a subpoena, or failure to testify against the abusive partner may be a product of the victim's judgment, that it is better not to aggravate the abuser by testifying.

Early intervention and a coordinated response to domestic violence:

- Provides the best path to protecting victims and their children
- Prevents the escalation of a pattern of abuse
- Reduces the rate of domestic homicide and serious assaults, and
- Where possible, maintain family stability.

Prosecutors can use a variety of approaches in their dealings with victims to help restore some of what the victim has lost and help end the battering, namely:

- **EARLY CONTACT WITH VICTIM:**

View the victim's request to have the charges dropped as an opportunity to make early contact and establish rapport and provide information respecting:

- Steps in the criminal justice process
- Community resources
- Safety planning
- Shelters
- Public assistance/victim services units
- Victim Impact Statements, the Financial Benefits Program, and restitution
- Social service agencies.

2. **SHIFT TRADITIONAL THINKING:**

- Shift focus to the accused
- Ask why the batterer batters, not why the victim stays.

3. VICTIM CONSULTATION/EDUCATION:

- Conduct victim interview in presence of a police witness
- Engage the victim in a discussion about keeping him/her safe, and how that might be achieved with or without criminal prosecution
- Often times, the victim will cooperate once it is explained that jail is not necessarily the outcome and treatment and counseling for the abuser can be ordered
- Make it clear that the goal is to stop the violence in the victim's life
- Give the victim opportunity to express her/his desired outcome
- Allow the victim input on appropriate offender treatment disposition
- Connect the victim with local service agencies
- Let the victim know that their reluctance is normal and understood.

4. PREPARE TO RUN ABSENT VICTIM PROSECUTIONS AND EVIDENCE BASED PROSECUTIONS USING:⁵²

- Crime scene photos
- Photos of victim's injuries
- Photos of suspect's wounds inflicted by victim in self-defense
- 911 recordings⁵³
- Independent witnesses
- Spontaneous utterances of victim, suspect
- Confessions
- Medical records/reports
- Sexual Assault Response Team (SART) report
- Expert testimony
- Out of court statements – exception to hearsay rules, Res Gestae and principled approach (Sworn statements or (KGB)).⁵⁴

⁵² In *R. v. Lafferty*, 1999 CarswellNWT 64 (S.C.), the Northwest Territories Supreme Court heard an appeal from a spouse convicted of assault against his spouse. At trial, defence counsel had asked the trial judge to draw an adverse inference against the Crown from its failure to call the complainant as a witness in the proceedings. The appeal court upheld the trial judge's decision stating that there was ample evidence upon which the trial judge could reasonably convict the accused of all charges, without hearing evidence from the victim.

⁵³ 911 recordings will often contain valuable evidence such as spontaneous utterances made by the suspect, victim or a child witness, independent witnesses, confessions, recording of crime in progress (threats, shouting, furniture breaking) and evidence of victim who was strangled/choked (hoarseness, loss of voice). More importantly, a 911 recording can be admitted as an exception to the hearsay rule for proof of the truth of its content. In which case the victim's prior out of court statement can be admitted as a spontaneous utterance or Res Gestae as proof of the truth of the contents (and not merely to attack the witness' credibility), or pursuant to *R. v. B. (K.G.)*.

⁵⁴ *R. v. Esford*, 2003 CarswellOnt 1885 (C.J.). Six out of court statements made by domestic assault/threatening complainant, who later disappeared, admitted into evidence under traditional Res Gestae exception to hearsay rule and also found to be necessary and reliable under principled exception.

5. SIMILAR FACT EVIDENCE

- In many domestic violence cases, there is a possibility of the Crown introducing similar fact evidence, either by way of similar acts of domestic violence by the accused towards the same victim or towards another victim. This can include external similar fact – acts not alleged in the Indictment, or internal similar fact – acts alleged in the Indictment.

6. EVIDENCE OF PRIOR CONDUCT

- Victims of abuse who engage in violent resistance tend to be left with little or no protection. In part this has been because the dynamics of partner abuse have been poorly understood; in part it has been because evidentiary rules seemed to preclude admission of evidence of prior bad conduct. This made it difficult for courts to consider the nature and the meaning of violent action in the context of the power and control dynamics of the relationship. As discussed earlier, abusive violence can only be understood in context. Two recent Canadian Court of Appeal decisions, *R. v. F.D.S.*⁵⁵ and *R. v. C. (D.A.R.)*⁵⁶ make it clear that courts may consider evidence of past conduct and the dynamics of the relationship in domestic violence cases. This broadened access to information may enhance judicial assessments in partner-abuse cases.

7. USE EXPERT WITNESS AT TRIAL

- When necessary, expert testimony should be used to explain the victim's absence or hostility.⁵⁷ It is also useful in strangulation cases. Even when the victim has not obtained medical treatment, it is important to use medical experts at trial in order to inform the jury and the judge about the seriousness of strangulation. Jurors and Judges need to know that strangulation can cause unconsciousness within seconds and death within minutes. They also need to know that symptoms (as opposed to physical signs) are important evidence of strangulation, and that victims can die from strangulation without a single mark. (Refer to Strangulation/Choking section for further information on strangulation).

8. EFFECTIVE ADVOCACY PRACTICES IN DOMESTIC VIOLENCE CASES

- Use Bail Hearings and Sentencing Hearings as opportunities to disclose history of abuse, dynamics of relationship and impact on victims and children. Obtain details of all past police reports involving domestic violence occurrences involving the accused. Use 911 recordings and photographs to show the extent of fear and suffering caused by the accused's actions, and to deflect claims by reluctant/recanting victims.
- To explain domestic violence, prosecutors can inform triers of fact by eliciting certain information from victim witnesses. Simply asking the victim in direct examination why she/he stays in the relationship can satisfy questions a reasonable jury would have, as long as the questioning is properly constructed: For example: "For those of us who have never

⁵⁵ *R. v. F. (D.S.)* 132 C.C.C. (3d) 97 (1998) (Ont. C.A.).

⁵⁶ *R. v. C. (D.A.R.)* 170 C.C.C. (3d) 64 (P.E.I. C.A.).

⁵⁷ *R v. Lavallee* (1990) 55 C.C.C. (3d) 97.

experienced violence in a relationship, we wonder why you would not have left by now? Can you explain what keeps you in this relationship?”

- Asking a victim how she/he felt when they were being assaulted can result in an answer that clearly defines the victim’s perspective and in particular, the degree of fear that she/he may have of the abusive partner.
- A trier of fact can get a good glimpse of how violent and enraged the accused can be if the victim witness is asked to explain what he/she looked like and said during the attack.
- Closing and/or sentencing submissions could include quoting for the court Madam Justice Wilson’s remarks about battered women from *R. v. Lavallee*. This should send a clear message that battered victims do stay in abusive relationships and it should not be a factor used to minimize, excuse, or deny the violent behavior.
- Sentencing submissions should include the details of all prior domestic violence convictions that reveal an accused’s propensity for abusing intimate partners and his/her response to treatment in the past.

9. SOME OTHER MEASURES OF SUCCESS IN DOMESTIC VIOLENCE PROSECUTIONS

- The victim feels that the criminal justice system is available to them if and when they need to use it in the future
- Victim is informed about criminal justice system
- Victim is connected with necessary community services
- Victim is made aware that treatment is available for abusive partner
- Victim is given information on what domestic violence is, typical battering personality, risk factors for further violence and lethality, and risks of exposing children to domestic violence
- Victim and children have safety plans in place
- Victims recognize that the Crown has special training and knowledge in the area of domestic violence

Prosecutors wanting more information on victims of family violence may wish to visit Justice Canada’s *Family Violence Initiative* website at: <http://canada.justice.gc.ca/en/ps/fm/>, or its *Family Violence Youth Site* at: <http://www.familyviolencehurts.gc.ca/>.

Appendix #2 - Includes a comprehensive Safety Planning document recommended by the Ontario Solicitor General that can be easily incorporated into local responding agencies’ practice guidelines.

Appendix #5 – Includes a sample form that may be used by police to report children exposed to family violence. Because of the new *Child, Youth and Family Enhancement Act*, there may be a positive duty on police to report children exposed to domestic violence to Children’s Services.

Appendix #8 - Includes a “Domestic History Questionnaire,” recommended by the DVDRRC. This form is a generic collection of questions that captures well-recognized lethality indicators and can assist proper risk assessment.

Review of Civil Orders Used in Domestic Violence Cases

EMERGENCY PROTECTION ORDER (EPO)

What is an EPO?

- An EPO is a civil order available under the *Protection Against Family Violence Act* that the police, a designated Children's Services worker, or the claimant (victim) may apply for to provide immediate protection to claimants, children and other family members who are residing with the claimant.
- An EPO contains provisions similar to restraining orders such as no contact provisions, removal of respondents and personal belongings, removal of weapons, but also may contain a provision for exclusive occupation of the family home and any other provision deemed necessary for the immediate protection of the claimant.

Applying for an EPO

- Applications for EPOs are made either to a Provincial Court judge or to a presiding Justice of the Peace (JP). Applications to a JP are often done over the phone by the police.
- EPOs can be applied for by designated Children's Services workers and Police 24 hours a day, 7 days a week.
- To apply for an EPO, there must be "family violence," as defined under the *Act*.
- The violence must be between family members, including adult interdependent partnerships, but not dating relationships (unless they are parents of one or more children), as defined under the *Act*.
- Obtaining an EPO usually requires that family members reside together or have resided together in the past, except if they have had a child together.
- The order must be necessary by "reason of seriousness or urgency" for the protection of the claimant. If the seriousness or urgency of the situation does not warrant the issuing of an EPO the claimant may apply directly to the Court of Queen's Bench for a Queen's Bench Protection Order (see below). The claimant must consent to the process before an EPO can be applied for.
- In Edmonton and area, the Edmonton Protection Order Program (780-422-9222) can provide information about options and help claimants who wish to apply for an EPO. Calgary Legal Guidance has a similar program to assist victims (403-716-6484).

Steps Police Should Follow When Applying for an EPO

1. Conduct an investigation and gather information:
 - Ask the risk assessment questions contained within the "Best Practices for Police Investigating Domestic Violence" section or by utilizing other approved resources.
 - Complete the EPO Intake Sheet.

- These form part of your notes and must be referred to when speaking to the J.P.
 - In the “Nature of Family Violence” section, include all the information you know about the respondent, including unreported incidents.
2. Locate the nearest fax machine to your location. This can be a house, business, etc. When the EPO is granted, a copy will be faxed to you by the J.P.
 3. You will be giving sworn testimony; if you want to swear on the Bible, find one. You may also affirm. Whenever possible have the claimant present, as they may also be asked questions by the J.P. All sworn testimony forms part of the official transcript of the hearing and will be used at the Queen’s Bench review of the EPO within the nine working days.
 4. If available, fill out an EPO Consent Form and have the claimant sign it. This will enable police to share appropriate documents with counsel or Victim Services.
 5. Phone the J.P. and request an EPO. Make sure to provide a telephone number where you can be reached, as the J.P. will call you back.
 - This facilitates the set up of the transcriptional recording of your evidence.
 6. Once granted and faxed to you, make three (3) copies of the EPO.
 - Give a copy to the claimant for their records.
 - Serve a copy on the respondent. If the respondent is not there, make arrangements for personal service of the copy of the EPO. If personal service is not likely you must apply for permission and directions for substitutional service.
 - If the order directs, remove the respondent from the residence.
 - Submit a copy of the EPO to your report/records management unit.
 7. After service of the EPO complete an Affidavit of Service and have it sworn by a Commissioner of Oaths.
 8. Fax (or hand deliver) a copy of the EPO and Affidavit of Service to CPIC. Include the police case #.
 9. Deliver a copy of the EPO and Affidavit of Service to the appropriate Clerk of the Queen’s Bench Court within 24 hours.
 10. Advise the claimant of the following:
 - There must be a review of the EPO by a Queen’s Bench Justice, within nine working days of the EPO being granted. The review hearing date will be indicated on the EPO.
 - At the review, the Queen’s Bench Justice will determine if the EPO should be revoked, confirmed, or revoked and replaced by a Queen’s Bench Protection Order (QBPO). The Queen’s Bench Justice may also direct that an oral hearing is required.

Warning – These steps contain abbreviated segments of the *Protection Against Family Violence Act*. The *Act* itself is more detailed, but the above steps should be sufficient for most cases. If in doubt, direct your questions to the Justice of the Peace at the time of your application.

Cost of an EPO

- There is no cost to the claimant in obtaining an EPO. Both the claimant and respondent are able to represent themselves in court or may hire counsel of their choosing or may receive free legal assistance from Legal Aid.

Notifying the Respondent

- The police must serve EPOs on the respondent, unless the judge or JP orders otherwise.

EPO must be entered on CPIC

- All EPO's must be entered on CPIC by the appropriate police agency.

EPO Review

- A review in Court of Queen's Bench is scheduled within 9 working days of the EPO being granted. The time for the review will appear on the Emergency Protection Order.
- It is a good idea to have legal assistance during the review. Free legal assistance may be available for the review for both claimants and respondents.
- In Edmonton and area, legal assistance is provided to claimants through the Edmonton Protection Order Program (through the Family Law Office of Legal Aid (780-422-9222). In Calgary, assistance to claimants is provided through Calgary Legal Guidance (403-716-6484). In the rest of the province, private lawyers on Legal Aid rosters provide assistance to claimants.
- If respondents have questions about the meaning and effect of an EPO or they would like a lawyer to represent them at the review hearing, they can contact the Atlas Call Center, a project of Legal Aid, at 1-866-845-3425 (toll free) or Legal Aid at (780) 427-7575. Duty counsel will be appointed through Legal Aid for the review.
- At the review, the Court may:
 - Revoke the EPO
 - Direct that an oral hearing be held
 - Confirm the EPO
 - Revoke the EPO and grant a Queen's Bench Protection Order
- The Queen's Bench clerk's office will often provide information to the police regarding what happened at the review hearing. This information is essential in ensuring information on CPIC is current and accurate.

Breach of an EPO

- A breach of an EPO or a Queen's Bench Protection Order may elicit either criminal charges or civil contempt proceedings. Section 127 (disobeying a court order) is a dual procedure offence that may be used as a criminal remedy. Where police decide to proceed civilly, the EPO includes a provision authorizing police, on a breach of any of the terms, to arrest and bring the respondent before a Queen's Bench justice at the earliest time (the next available

chambers appearance) to show why the respondent should not be held in contempt of court and face one of the associated penalties.

Information Regarding the Court Procedure

- There is a Court Procedure Booklet available at Court of Queen's Bench locations or online to assist people in the review of EPOs. Contact the Family Law Information Center in Calgary (403-297-6600) or in Edmonton (780-415-0404) or online at www.albertacourts.ab.ca/familylaw/ropo.htm for assistance.

QUEEN'S BENCH PROTECTION ORDER (QBPO)

What is a QBPO?

- A QBPO is an order under the *Protection Against Family Violence Act*.
- A QBPO can contain the same provisions as an EPO, plus the following:
 - Reimbursement for monetary losses suffered by the claimant, any children of the claimant or any child in the custody of a claimant
 - Temporary possession of property
 - A provision restraining either party from taking, converting, damaging or otherwise dealing with property that the other party may have an interest in.
 - Require the respondent to post a bond to ensure compliance
 - Require the respondent to receive counseling
 - Authorize counseling of a child without the consent of the respondent
- A QBPO may be in force for up to one year and may be extended for further one-year periods, on application to the Court.

Applying for a QBPO

- There are two ways to obtain a QBPO:
 - a) Through review of an EPO, or
 - b) By application directly to the Court of Queen's Bench.
- Legal assistance may be useful. Calgary Legal Guidance has a program to provide information about options, do risk assessments and help claimants who want to apply for a protection order (403-716-6484).
- Claimants and respondents can either represent themselves or hire counsel of their choosing for the QBPO process.

Cost of a QBPO

- There is no cost to the claimant in obtaining a QBPO.

Notifying the Respondent

- QBPO applications directed to the Court of Queen's Bench require the claimant to make application of notice to the respondent.
- Service of a notice or a QBPO is the responsibility of the claimant.
- Police agencies may assist with but are not obliged to assist, in the service of a QBPO upon the respondent.

Notifying the Police

- Claimants are advised to forward a certified copy of the QBPO, affidavit of service and statement of description to the police for entry on CPIC.

QBPO must be entered on CPIC

- All QBPO's must be entered on CPIC by the appropriate police agency.

Breach of a QBPO

- A QBPO is an order of the court. A breach of the order can attract either criminal or civil remedies. Section 127 of the *Criminal Code* states that any person who, without reasonable excuse, disobeys a court order is guilty of:
 - a) An indictable offence and is liable to imprisonment for up to two years, or
 - b) An offence punishable in summary conviction.
- Furthermore, the Court of Queen's Bench has the power to punish and cite in contempt those who disobey an order of the court, including an order made under the *Protection Against Family Violence Act*. The punishment could include a fine or imprisonment.
- If your partner does not comply with the order, call the police. If you have a lawyer, call that person as well.

Exception

- Neither remedy applies to a breach that requires money to be paid. In such situations the obligation would be enforced using the Maintenance Enforcement Program.

Information Regarding the Court Procedure

- There is a Court Procedure Booklet available at all QB locations and online to assist people in making an application for a QBPO. Contact the Family Law Information Center in Calgary (403-297-6600) or in Edmonton (780-415-0404) or online at www.albertacourts.ab.ca/familylaw/ropo.htm for assistance.

RESTRAINING ORDER

What is a Restraining Order?

- A restraining order is a civil order made by the Court of Queen's Bench that limits the conduct or contact by a person against whom the order is made. These orders can also limit contact with children.
- Restraining orders are often used in cases of domestic violence.
- Restraining orders are made independent of any other action but can be joined to another action for the purposes of filing the order in that action.

Applying for a Restraining Order

- When an unrepresented party is making the application, the form of order will be the sample order in the Family Law Practice Note in the Rules of Court.
- Restraining orders are applied for during normal court hours.
- In order to obtain a restraining order, the applicant must file a sworn affidavit (custodial parent's affidavit will suffice for the children in their care).
- Restraining orders can be obtained without police assistance.
- Restraining orders can be obtained without the assistance of a lawyer, though the assistance of a lawyer may be helpful (especially in stalking cases where the history is involved and a more lengthy affidavit is appropriate).
- Legal Aid may provide a lawyer to apply for a restraining order (provided their eligibility guidelines are met). These eligibility guidelines include evaluation of income and the facts of the case. In Calgary, Calgary Legal Guidance may assist with obtaining a restraining order (403-716-6484).

Cost of a Restraining Order

- There are no filing fees if the order is being applied for on its own.

Notifying the Respondent

- Restraining orders are not enforceable until the respondent has notice of the order.
- An ex parte restraining order is one made without notice to the respondent. This is only available if the court is of the view that there are good reasons for not notifying the respondent, such as imminent harm to the applicant. If there is counsel for the respondent, it is usually considered appropriate to give notice to them, though it may be short notice depending on the circumstances.
- The respondent must be served with the ex parte restraining order, which will provide information about the review date.

Notifying the Police

- Police are not served notice of the application but should be served with a certified copy of the order, as this will be entered on CPIC.

Restraining Order Review

- An ex parte order (one made without notice to the respondent) can be obtained in the chambers of a Queen's Bench Court Justice and will be scheduled for review by the court, normally within two to three weeks, to obtain a confirming order. A confirming order is an order that simply states that the ex parte order (and the terms therein) are confirmed and will have effect until the date stated in the confirming order. Usually this will be up to one year but longer ones (even permanent) have been granted.
- Once reviewed by the Court of Queen's Bench, the applicant should forward a certified copy of the confirmed order, affidavit of service and statement of description to the police to allow them to update CPIC.
- A certified copy of the order should always be given to the applicant(s).

Breach of a Restraining Order

- Breach of a restraining order is not a criminal offence. However, the order will usually include a provision ordering police, on a breach of any of the terms, to arrest and bring the respondent before a Queen's Bench justice at the earliest time (the next available chambers appearance). The applicant (or applicant's lawyer if that lawyer is still on record) will be given notice, if possible, and the respondent will appear to show why he should not be held in contempt of court and face one of the associated penalties. The applicant can respond to this if present.
- Restraining orders are not enforceable until the respondent has notice of the order. On a breach, this may be done by serving a copy of the order on the respondent and providing a reasonable amount of time for the respondent to comply. Thereafter, failure to comply is a breach.
- On the basis of case law prior to the decision in *Clement v. The Queen* (1981) 61 CCC (2d) 449 (S.C.C.), the generally accepted legal view was that the power of the Court to punish for contempt *exempted* the breach of a Restraining Order from constituting an offence under Section 127 of the *Criminal Code*.
- Some police departments questioned the power of the Court of Queen's Bench to issue Restraining Orders and direct immediate arrest and return before the Court for breach thereof. The *Clement* decision necessitates a reconsideration and clarification of policy in this area.

Procedure:

1. Breaches of restraining orders will ordinarily be dealt with by way of contempt proceedings and no charge should be laid under Section 127 of the *Criminal Code*.

If an offence is committed in the course of, but over and above a bare breach of the order, e.g., a sexual assault or other assault causing bodily harm, or significant property damage, etc., the appropriate charge should be laid as an additional matter over and above the contempt proceeding outlined.

2. Discretion rests with the Chief Crown Prosecutor to withdraw such additional charge if in his judgment the matter has been adequately addressed by the Queen's Bench justice by way of finding the offender in contempt of court.

Information Regarding the Court Procedure

- Court Procedure Booklets are available at the Court of Queen's Bench and online to assist people in getting an ex parte restraining order in a family law situation. Contact the Family Law Information Center in Calgary (403-297-6600) or in Edmonton (780-415-0404) or online at www.albertacourts.ab.ca/familylaw/ropo.htm for assistance.

PEACE BOND

What is a Peace Bond?

- Pursuant to Section 810(1) of the *Criminal Code*, an information may be laid before a justice by or on behalf of any person who fears on reasonable grounds that another person will cause personal injury to him or her or to his or her spouse or common-law partner or child, or will damage his or her property.
- If the justice or the summary conviction court is satisfied by the evidence adduced that the applicant has reasonable grounds for his or her fears, he or she can order that the defendant enter into a recognizance, with or without sureties, to keep the peace and be of good behaviour for any period that does not exceed twelve months, and comply with such other reasonable conditions prescribed in the recognizance, including conditions as the court considers desirable for securing the good conduct of the defendant.
- The justice or the summary conviction court is to consider whether it is desirable, in the interest of the safety of the informant, to add a radius restriction prohibiting the defendant from being at or within a distance of the informant or informant's spouse, common-law partner or child and prohibiting the defendant from communicating, in whole or in part, directly or indirectly, with the informant, informant's spouse or common-law partner or child.
- Before making an order, the justice or summary conviction court is to also consider whether it is desirable, in the interests of the safety of the defendant or any other person, to include a condition that the defendant be prohibited from possessing any weapons for any period specified in the recognizance.

Applying for a Peace Bond

- A peace bond can be obtained without assistance from the police or a lawyer (though this is seldom done). In Edmonton, the Victims Assistance Program (John Howard Society)

provides assistance to individuals who wish to obtain a peace bond in family violence situations. They can be reached at 780-422-0721.

- Complainants will often report an incident to the police and indicate why they are worried about their safety and get a file number from the police (though this is not necessary).
- The complainant will go to the local criminal court during regular court hours to arrange an appearance before a Provincial Court judge.

Cost of a Peace Bond

- A peace bond can be obtained at no cost.

Notifying the Respondent

- The judge will take evidence from the complainant under oath. If the judge considers that a case has been made to compel the other party to attend before the court, a court date will be set and a summons will be served on the other party.
- If a summons is issued, the Crown prosecutors' office will also get a copy of the information.
- In Edmonton and Calgary, it may be possible to have a presiding Justice of the Peace, rather than a Provincial Court judge, consider issuing the summons.
- If, at the court appearance, the other party disputes the issuance of the peace bond, the matter will be set down for a hearing. A Crown prosecutor will be in court to conduct the hearing.
- At the hearing, the complainant will give evidence and may be cross-examined.
- If the other party does not show up, normally a warrant or personal service of summons is requested. In some cases, the judge may hear evidence and, if satisfied, issue a peace bond.
- If a hearing is required, it can take several months for this process.

Breach of a Peace Bond

- Anyone found to be in breach of a peace bond could be charged and convicted of an offence pursuant to s. 811 of the *Criminal Code*.

To read some frequently asked questions regarding the *Protection Against Family Violence Act*, please refer to: <http://www.law-faqs.org/ab/pafva.htm> or <http://www.violetnet.org/info/pafva2.htm>.

Appendix #17 – Contains EPO-related forms, including: an EPO Intake Sheet, an EPO form, an Affidavit of Service, an Order for Substitutional Service of the EPO, an Application for a Warrant Permitting Entry, and a Warrant Permitting Entry.

Firearms

Access to firearms and weapons is a primary risk factor in domestic violence. Therefore, police and prosecutors should be familiar with the following sections of the *Criminal Code*:

SEIZURE WITH A WARRANT

Police are able to use the normal search warrant provision in s. 487 to obtain a warrant to search any place for firearms or devices that have been used in an offence, which are the subject matter of an offence or which are intended to be used to commit an offence.

- **When there are no reasonable grounds to believe that an offence has been committed**

The police are allowed to apply for a warrant under s. 117.04 (1) to seize firearms or other regulated items or registration or licensing documents, which have been issued for those items if they believe it is not desirable to the safety of any person that he/she possesses those items.

SEIZURE WITHOUT A WARRANT

- **Place other than dwelling house**

Section 117.02 permits a police officer to search any place other than a dwelling house where the officer has reasonable grounds to obtain a warrant but cannot do so because of exigent circumstances. A search under this section is undertaken to find evidence of an offence.

- **Dwelling house**

Section 117.04(2) allows the warrantless search of any place including a dwelling house for public safety reasons if the exigent circumstances that make obtaining a warrant impracticable specifically relate to the safety of any person.

SEIZURE

Section 117.03 allows a police officer to seize a firearm or other regulated item from a person who fails on demand to produce the documentation that authorizes the possession of the item. This section does not authorize a search. A demand can be made under the section only if the officer finds the person in possession of the firearm or other regulated item.

DISPOSITION OF SEIZED ITEMS

If firearms or other regulated items have been seized, they will either be held for court because a charge has been laid and they will be required as evidence, or they will have to be disposed of. In cases where charges will not be laid, the procedure by which seized firearms may be disposed of depends upon the circumstances of their seizure.

If a firearm was seized pursuant to a warrant issued under s. 487 of the *Criminal Code*, the usual report to a justice will be required under s. 490 and the procedure for disposition as provided in that section will be followed.

If a firearm was seized for public safety reasons under s. 117.04, whether the seizure was with warrant or not, a report to a justice must be prepared and the seized items must be listed. The report should also set out the reasons why a warrant was not obtained if the seizure was a warrantless one. A police officer must also apply to the justice within 30 days of the seizure for an order for the disposition of seized items. If this is not done, the items must be returned to the person from whom it was seized.

If the item has been seized under s. 117.03 because the possessor could not produce valid documentation, a peace officer must wait 14 days from the date of the seizure to allow the possessor to produce the required documentation. If the documents are produced within that time, the item will be returned. If not, the officer must make an application to a justice for an order of disposition.

Section 490 of the *Criminal Code* which sets out a procedure for the return of seized items has no application to any item which has been tendered as an exhibit in a criminal trial; *R. v. Spindloe*, 2001 CarswellSask 303 (C.A.).

PREVENTATIVE PROHIBITION ORDERS

There are two types of hearings that may lead to a preventative prohibition order.

Under s. 111 of the *Criminal Code* a police officer or firearms officer may apply to court for an order that would prohibit a person from possessing a firearm or other regulated item. If a court determines that it is not desirable in the interests of the safety of the respondent or any other person that the respondent possess firearms the court shall prohibit the respondent from possessing any or all of the following items:

- Firearms
- Cross-bows
- Prohibited weapons
- Restricted weapons
- Prohibited devices
- Any kind of ammunition
- Explosive substances

If the circumstances change, a person may apply under s. 112 to have a prohibition order made under s. 111 revoked.

A court may also make a prohibition order under s. 117.05 of the *Criminal Code*. This section applies when police have seized weapons or documents but there has been no criminal conviction that would allow a court to impose an order under either s. 109 or s. 110. A section 117.05 hearing will be required if a police officer has seized a firearm or other regulated item for public safety reasons and applies to a justice for directions on how the item should be disposed.

The strict rules of evidence applicable in criminal proceedings do not apply in these kinds of hearings. Thus, hearsay evidence is admissible; *R. v. Zeolkowski* (1989), 50 C.C.C. (3d) 566 (S.C.C.).

PROHIBITION ORDERS

There are various situations in which a court is either required to make, or required to consider making, an order that prohibits a person from possessing a firearm or other regulated item.

MANDATORY ORDERS UNDER SECTION 109 OF THE CRIMINAL CODE

If an accused is convicted of:

- an indictable offence punishable by a maximum term of imprisonment of 10 years in which violence was used, threatened, or attempted
- an offence under s. 85, 95(1), 99(1), 100(1), 102(1), 103(1), or s. 264
- a drug trafficking offence contrary to the *Controlled Drugs and Substances Act* or
- any offence involving a firearm or other regulated item that the offender was prohibited by court order from possessing

the court must impose a minimum 10-year prohibition order under s. 109. This order applies to all firearms and other regulated items.

DISCRETIONARY PROHIBITION ORDERS UNDER S. 110

A court is obligated to consider making an order of prohibition under s. 110 when an accused is convicted of:

- A summary conviction offence involving actual, threatened or attempted violence
- An indictable offence of the same nature with a maximum sentence of less than ten years
- Any offence involving a firearm or other regulated item where the person was not already the subject of a prohibition order.

The court must consider whether it is desirable, in the interests of the safety of any person, to make such an order. If the person has been convicted of an offence as described in s. 110(1) and the court does not make a prohibition order or the court makes an order of prohibition that does not prohibit possession of all classes of firearms or other regulated items, the court is obligated to state reasons for not making the order or making an incomplete order.

There is no minimum period of prohibition under this section.

OTHER TYPES OF PROHIBITION ORDERS

A) PROHIBITION AS A CONDITION OF BAIL

Section 515(4.1) of the *Criminal Code* obligates a court to at least consider whether to prohibit an accused person from possessing any firearm or other regulated item if that person is released on bail after being charged with any offence involving actual or threatened violence, a drug trafficking offence or any offence involving a firearm, cross-bow or other regulated item. If the court does not believe the safety of any person would be threatened if a prohibition order were not made, it may decline to make a prohibition order. However, it must state the reasons for not making a prohibition order.

If the court does make an order of prohibition as part of a bail order, the court must specify how the items the accused possesses, but which are subject to the prohibition order, are to be disposed of. The court must also specify the method by which the accused is to surrender all licenses, authorizations and registration certificates.

B) PROHIBITION AS A CONDITION OF PROBATION

Section 732.1(3) allows a court to impose a condition of probation that prohibits a person from owning or carrying a weapon.

C) PROHIBITION UNDER A RECOGNIZANCE

When a court is considering what conditions to impose on a person who is being ordered into a recognizance under s. 810, s. 810.01 or s. 810.2, it must consider whether to prohibit the person from possessing firearms or other regulated items. If the court does not impose that condition, it must state why.

- **What if the suspect is residing with someone other than partner where there are firearms?**

D) LIMITATIONS ON ACCESS ORDERS

Consider, as well, an application under section 117.011 of the *Criminal Code*. When a person is prohibited from possessing weapons, this provision is designed to limit their access to weapons belonging to someone with whom they live or associate. Accordingly, even if the suspect is already prohibited by a court order from possessing weapons for up to five years, if the suspect lives with another person who is not prohibited from possessing weapons and who has several firearms, an application can be brought to a provincial court judge for an order against this other person to restrict the suspect's access to the firearms. While these orders must be minimally intrusive, they are still an important preventive measure that may require the other person to either add to the storage security requirements already in place or to store the firearms at another location for a period of time.

FOR ADDITIONAL INFORMATION CALL:

11. National Weapons Enforcement Support Team (NWEST)
12. 1-800-731-4000 ext. 2053

Sentencing Domestic Violence Cases

Section 718.2 of the *Criminal Code* mandates that the court shall consider abusing the offender's spouse or common-law partner or child, to be an aggravating factor, and increase the sentence accordingly and mandates that if the offender abuses a position of trust in committing the offence, it too shall be deemed an aggravating factor.

The Alberta Court of Appeal decision in *R. v. Highway, Brown and Umpherville*⁵⁸ is the leading sentencing authority in domestic violence cases. The court recognized that the phenomenon of "repeated beatings of a wife by a husband" is a serious problem in our society and that the courts have an opportunity, by their sentencing policy, to denounce wife-beating in clear terms and to attempt to deter its recurrence on the part of the offender as well as other men.

The court went on to say that the sentencing court must examine circumstances peculiar to the relationship between the parties and that when a man assaults his wife or other female partner, his violence toward her constitutes a breach of a position of trust and is an aggravating factor. Such an assault constitutes an abuse of power and control and the vulnerability of women is increased by the financial and emotional situation in which they find themselves, which makes it difficult for them to escape. The paramount considerations must be general deterrence and denunciation. Rehabilitation and individual deterrence are of secondary importance.

The court must consider whether:

13. The assault is relatively minor in nature
14. The assault is an isolated incident
15. There are circumstances that make it desirable that the sentence not be counter-productive to the possibility that the family relationship will be preserved.

Use Bail Hearings and Sentencing Hearings as opportunities to disclose history of abuse, dynamics of relationship and impact on victims and children. Obtain details of all past police reports involving domestic violence occurrences involving the accused. Use 911 recordings and photographs to show the extent of fear and suffering caused by the accused's actions, and to deflect claims by reluctant/recanting victims.

Be sure to detail for the court the following:

16. Total number of prior assault related convictions
17. Total number of prior domestic violence convictions
18. Total number of prior convictions for assaulting same victim
19. Details of past domestic assaults
20. Dispositions for related offences
21. Responses to court ordered sentences in past

AGGRAVATING FACTORS (NOT EXHAUSTIVE)

⁵⁸ *R. v. Highway, Brown and Umpherville* (1992) 73 C.C.C. (3d) 242 (AB CA).

22. History of spousal abuse
23. Previously assaulted same victim
24. Criminal record for violence or related convictions
25. Spouse or common law spouse - breach of trust
26. Serious injuries to complainant
27. Planned or pre-meditated
28. Use of weapon
29. Children witnessed the assault or were present when the assault occurred
30. Offence occurred in the sanctity of home
31. Degradation of victim
32. Separate acts occurring over a period of time
33. No remorse
34. Home invasion⁵⁹
35. Intoxicated at time of offence

MITIGATING FACTORS

36. Early guilty plea
37. Youthfulness of accused
38. No previous violence on record
39. Remorseful accused

LONG TERM OFFENDER AND DANGEROUS OFFENDER APPLICATIONS

It is strongly recommended that Crown prosecutors consider applying for Long Term Offender and/or Dangerous Offender designations for offenders with a history of serious domestic violence.

DANGEROUS OFFENDER APPLICATIONS

If a Crown prosecutor believes that an individual may be an appropriate candidate for proceedings under the Dangerous Offender (DO) provisions of the *Criminal Code of Canada*, the accused must be convicted following trial or guilty plea of a "serious personal injury offence." In addition, Crowns and the police should be aware that recent case law has indicated that a certain level of harm must have occurred in the commission of the crime for the court to consider a Dangerous Offender application.

⁵⁹ In *R. v. Nadolnick*. Of significance is the Court's use of *R. v. Matwiy*, despite the fact that not all of the prerequisites to a home invasion robbery were evident.

A "SERIOUS PERSONAL INJURY OFFENCE" IS DEFINED IN THE CANADIAN CRIMINAL CODE AS (SEC. 752):

752. (a) an indictable offence, other than high treason, treason, first degree murder or second degree murder, involving

(i) the use or attempted use of violence against another person, or

(ii) conduct endangering or likely to endanger the life or safety of another person or inflicting or likely to inflict severe psychological damage on another person,

and for which the offender may be sentenced to imprisonment for ten years or more, or

(b) an offence or attempt to commit an offence mentioned in section 271 (sexual assault), 272 (sexual assault with a weapon, threats to a third party or causing bodily harm) or 273 (aggravated sexual assault).

LONG-TERM OFFENDER APPLICATIONS⁶⁰

An application for a finding that an offender is a Long-Term Offender (LTO) can be brought as a stand-alone application (after conviction) or, having not met the standard for a Dangerous Offender designation, a Dangerous Offender application can be changed to a Long-Term Offender application. This process, however, does not work in the reverse direction and a stand-alone Long-Term Offender application cannot result in a Dangerous Offender finding. The application to have the offender declared a Long-Term Offender is heard by judge alone.

As in the Dangerous Offender application, an assessment of the offender's psychological state and behavioural patterns is required. The assessment process is the same and the final report would be substantially the same as in a Dangerous Offender application assessment. However, where the DO assessment report would comment upon the potential dangerousness of the offender in the future, the LTO assessment report should comment upon the possibility of eventual control of the offender in the community after a period of federal incarceration. After such an assessment has been presented to the court, the court may find an offender to be a Long-Term Offender if the court is satisfied that:

Section 753.1 (1) (a) it would be appropriate to impose a sentence of imprisonment of two years or more for the offence for which the offender has been convicted;

(b) there is a substantial risk that the offender will re-offend; and

(c) there is a reasonable possibility of eventual control of the risk in the community.

⁶⁰ For an excellent resource on high-risk offenders, please refer to: Solicitor General Canada. "High Risk Offenders: A Handbook for Criminal Justice Professionals," May 2001.

The *Criminal Code* goes on to define the concept of "substantial risk" for the court.

Long-Term Offender orders are primarily about management of risk and protection of society, with less emphasis on rehabilitation of the offender. Unlike breaches of probation (which are a dual process offence), breaches of Long-Term Offender orders carry a maximum sentence of ten years incarceration (s. 753.3(1)). This difference demonstrates that Parliament regarded breach of Long-Term Offender order conditions as being more serious than breach of probation. The Alberta Court of Appeal has held that the protection of society is the paramount goal when sentencing an offender who has breached a condition of his/her Long-Term Offender order. **If the condition breached is connected to the offender's risk of re-offending, it will call for a more significant sentence.**⁶¹

ALBERTA JUSTICE NATIONAL FLAGGING PROGRAM

Alberta implemented a "flagging system" in 1995 to enhance public safety by targeting high-risk violent offenders. Through the flagging system, case information is made available to other Crown prosecutors and law enforcement agencies about high-risk violent/dangerous offenders before crucial decisions are made with regard to appropriate charges and prosecution strategies, including commencing a Dangerous Offender or Long Term Offender Application.

As of 2007, in excess of 2600 offenders have been identified, profiled, and are currently being tracked. All of their names have been listed in JOIN on a developed program. Each week JOIN produces a list of those offenders who have again been charged with a new offence that has been entered on the tracking system. If the new offence is a serious personal injury offence, the Crown prosecutors' office responsible for the new offence is notified that file material has been developed for that offender.

If a Crown prosecutor believes an accused should be flagged, or considered for a Dangerous Offender or Long Term Offender designation, contact the National Flagging Coordinator, Alberta Justice, at (780) 427-5781.

⁶¹ R. v. W. (H.P.), 2003 CarswellAlta 564 (C.A.).

DOMESTIC VIOLENCE CASE LAW

SEPARATION OF THE PARTIES:

R. v. Lee, 2004 ABCA 46. Sentences should reflect the need to deter violence during the period following separation or termination of a relationship.

R. v. Evans (1997), 196 A.R. 207. Sentences imposed for offences occurring after separation of the parties must still consider the need to deter violence as “this period is characterized by a reluctance on the part of the abuser to give up control over the person.”

CONTROL DYNAMIC:

R. v. Harris [1993] A.M. No. 814. The important thing to analyse in domestic violence cases is the control dynamic. Sentencing principles in *R. v. Brown* will apply regardless of the fact that a complainant is in a new relationship.

DETERRENCE AND ISOLATED ACTS OF VIOLENCE:

R. v. Ollenberger, 1994 CarswellAlta 323 (C.A.). It is as necessary to deter isolated instances of spousal assault as it is to deter repeated instances. A sentencing judge faced with a first assault has no way of knowing whether it will be an isolated incident, or whether it will turn out to be the first of many.

“The message which this court wishes to send out, however, is that domestic violence is a serious problem, and that it will not be tolerated by this court. We are prepared to do everything within our power to help society to deal with this social problem. The only way we can do this is to impose sentences on those convicted of domestic assaults, which will deter them and others from committing such offences. Those sentences must also denounce domestic violence and express the condemnation of such conduct by society” (at par. 33).

INAPPROPRIATENESS OF CONDITIONAL SENTENCE ORDERS IN DOMESTIC VIOLENCE CASES:

R. v. Hunter (1998) ABCA 125 C.C.C. (3d) 121. In cases of spousal assault, the aims of deterrence and denunciation usually would not be met by the imposition of a conditional sentence.

Appendix #18 - Includes a Sentencing Checklist for adults.

Appendix #19 - Includes an example of a Probation Order specific to family violence.

Appendix #20 - Includes information for victims of crime regarding Victim Impact Statements.

Information for Victims of Crime

VICTIM IMPACT STATEMENT

Under section 722 of the *Criminal Code of Canada*, a Victim Impact Statement allows victims of domestic violence to express in writing to a judge how being a victim of crime has affected them and their family.

The Victim Impact Statement should describe the harm done, the loss suffered by the victim, and the emotional impact that they have experienced.

Information or evidence regarding the offence should already have been included in the witness statement provided to police and should not be included on the victim impact statement. The statement should not contain criticisms of the offender or recommendations as to the severity of punishment.

Once completed, the statement will be provided to the court and will be considered by the judge at the time the offender is sentenced.

A victim may be cross-examined in court on the contents of his/her statement.

FINANCIAL BENEFITS PROGRAM

The Financial Benefits Program assists direct victims of violent crime in Alberta, who have suffered physical and emotional injury, by providing one-time payments based on the injuries they received. Victims make their own decisions on the use of the money depending on their own individual priorities. Victims usually do not need to submit anything else to the program except a completed application form.

There is an application deadline of 2 years from the date of the incident. Eligibility is not dependent on an offender being convicted or charged. For information on how to apply, contact Financial Benefits at (780) 427-7217, or the victim service program in your community.

RESTITUTION

If a victim has suffered financial loss as a result of a crime, they may have the right to seek restitution from the offender. Restitution is a way for the offender to repay the victim for the loss that they have suffered. Restitution may be ordered by the court as a result of:

40. **Damage, destruction, and loss of property:** restitution order will not exceed the value of property and will be reduced by the value of any property that has been returned.
41. **Bodily harm:** the restitution order will cover monetary loss including income or support.

42. **Expenses incurred in moving out of the offender's house:** the restitution order will cover any reasonable expenses.
43. **Losses incurred by unknowingly purchasing or lending money on stolen property:** where the property has been returned to its lawful owner, the restitution order will cover the loss you have incurred. The order will not exceed the original amount you paid or the amount outstanding on a loan.

Information about restitution and a Request for Restitution form is available from the police. Once the victim has completed the form and established the amount of restitution that they are seeking, they should return the form to the police as quickly as possible. The form is then given to the Crown prosecutor who may make application to the court for a Restitution Order.

CONTACT INFORMATION

Alberta Solicitor General and Public Security helps communities assist victims of crime. Victims of crime who want further information or feel they have not been treated fairly can contact:

Victims Programs
Telephone: (780) 427-3460
Fax: (780) 422-4213

For more information on applying for benefits for injuries suffered as a result of crime contact:
Financial Benefits Program
Telephone: (780) 427-7217
Fax: (780) 422-4213

Alberta Solicitor General and Public Security
10th Floor, J.E. Brownlee Bldg.
10365 – 97 Street, Edmonton, AB T5J 3W7

See also “Victims of Family Violence – Information and Rights”
<http://www.solgen.gov.ab.ca/victim/default.aspx?id=1692>

Victims may also wish to visit Justice Canada's *Family Violence Initiative* website at: <http://canada.justice.gc.ca/en/ps/fm/>, or its *Family Violence Youth Site* at: <http://www.familyviolencehurts.gc.ca/>.

Appendix #15 - Includes a list of agencies to assist victims of crime, as provided by Alberta Solicitor General and Public Security.

Appendix #20 - Includes information for victims of crime regarding Victim Impact Statements.

Elder Abuse⁶²

Elder abuse is the maltreatment of an older person by someone they know and trust, most often a close family member. It is a breach of trust in highest sense. It is chronic in nature and usually occurs within in the home.

The problem of elder abuse has only recently come to public attention. While there are few statistics on the incidence and prevalence of elder abuse, Statistics Canada's 1999 General Social Survey on Victimization suggests that 7% of seniors have experienced some form of emotional or financial abuse in the five-year period preceding the survey. The survey indicated that an adult child, caregiver or spouse usually perpetrates the abuse.

COMMON TYPES OF ABUSE

PSYCHOLOGICAL ABUSE

Psychological abuse includes behaviours such as:

- Threatening to use violence
- Threatening to abandon them
- Intentionally frightening them
- Making them fear that they will not receive the food or care they need
- Lying to them
- Failing to check allegations of abuse against them
- Insulting, swearing, yelling, or name calling
- Making them uncertain about themselves and their abilities (lowering their self esteem)
- Making derogative or slanderous statements about them to others
- Ignoring or excluding the person
- Socially isolating them from meaningful events or activities, or failing to let them have visitors
- Withholding important information that they have a right to know
- Demeaning them because of the language they speak
- Repeatedly raising the issue of death with them
- Telling them that they are too much trouble, or criticizing them
- Treating them like servants or children.

⁶² We would like to acknowledge the Edmonton Elder Abuse Intervention Teams for their valuable input into this section.

FINANCIAL ABUSE

Financial abuse includes behaviours such as:

- Misusing a power of attorney
- Persuading, tricking, or threatening the older adult out of money, property, or possessions (and this includes attempts to do any of these)
- Cashing pension or other cheques without authorization
- Use of the older adult's money for purposes other than what was intended by the older adult.

Financial abuse also includes unduly pressuring older adults to:

- Move from, sell or relinquish their home or other personal property
- Make or change a will
- Sign legal documents that they do not fully understand
- Change or keep their marital status
- Give money to relatives or caregivers
- Engage in paid work to bring in extra money
- Care for children or grandchildren.

FRAUDS AND SCAMS

Frauds and scams relating to seniors are generally not addressed by any specific response to elder abuse in this province. These are for the most part crimes perpetrated by strangers who target vulnerable individuals, which sadly often includes seniors. These crimes are best handled by specialized units, front line police officers or where appropriate, Service Alberta. Service Alberta is responsible for compliance and enforcement of the *Fair Trading Act*.

The Consumer Information Centre 1-877-427-4088

Information is available online, at:

<http://governmentservices.gov.ab.ca/index.cfm?fuseaction=section:consumers>

NEGLECT

Neglect entails failing to provide:

- Adequate nutrition, clothing and other necessities
- Adequate personal care, e.g. failing to turn a bedridden older adult frequently
- Safe and comfortable conditions
- A clean environment
- Prerequisites for personal cleanliness
- Sufficient bathroom space for privacy
- Sufficient space for personal privacy
- Transportation to necessary appointments

- (At least occasional) outings.

It may also include:

- Leaving incapacitated older adults alone too long or failing to remain with those who need help
- Abandonment.

SELF NEGLECT

Self-neglect refers to a person's inability to provide care and support to him or herself. Self-neglect can happen as a result of an individual's choice of lifestyle, or the person may:

- Be depressed
- Have poor health
- Have cognitive (memory or decision-making) problems
- Be physically unable to care for self.

PHYSICAL ABUSE

Physical abuse may include, for example:

- Beating the person
- Punching
- Burning or scalding
- Pushing or shoving
- Hitting with a hand or instrument or slapping
- Rough handling or physical coercion
- Stabbing
- Tripping
- Spitting.

Physical abuse against older adults may also include:

- Tying them to furniture
- Using or misusing physical restraints
- Restraining them through the use of alcohol, tranquilizers or other medication
- Forcing them to remain in beds or chairs
- Forcing them to remain in rooms (including locking them in).

SEXUAL ABUSE

Sexual abuse is any kind of sexual behaviour directed towards an older adult without the person's full knowledge and consent. It includes sexual assault, sexual harassment, and rape. Sexual abuse can happen to mentally capable seniors by their spouse, partner, a family member or trusted people in their lives. It can also happen to mentally incapable older adults.

VIOLATION OF RIGHTS

Common examples of rights violations include:

- Withholding information
- Mail censorship (going through their mail)
- Denying the person privacy
- Denying the person visitors
- Restricting the person's liberty and freedom.

MEDICATION ABUSE

As with anyone on medication, a senior may not be self-managing their drugs properly (self-neglect) for a number of reasons:

- Confusion – what, when and how much to take
- Unable to afford required medications / selling them to allow for other needs
- Giving them to other family members
- Self-adjusting dosage and frequency.

When a caregiver (most often a family member) is assisting with dispensation, has access to a senior's medication, or has influence into prescriptions being obtained, abuse may occur:

- Caregivers may over or under medicate in order gain relief from the stress or burden they are under
- Medications may be use improperly as a restraint
- Over / under medication of the senior to cause confusion in order to gain advantage or control (change will, sign cheques, move them into care facilities, obtain legal power)
- Theft of the medication for self-use or resale.

OTHER FORMS OF ABUSE

There are other forms of abuse or neglect that are recognized. Spiritual abuse or neglect may include:

- Using their religious or spiritual beliefs to exploit, manipulate, dominate or control them
- Ridiculing their beliefs
- Preventing them from engaging in spiritual or religious practices

- Acting in a disrespectful way toward their spirituality.

PROTECTION FOR PERSONS IN CARE ACT

In January 1998, Alberta enacted legislation relating to mandatory reporting of abuse occurring in publicly funded care facilities:

“Every individual or service provider who has reasonable and probable grounds to believe and believes that there is or has been abuse against a client shall report that abuse to the Minister of Seniors and Community Supports or a police service...”

Alberta Seniors and Community Supports operates a direct reporting line. * The complaints are subsequently assigned to a contracted investigator who responds to the complaint and conducts an investigation. It is not the intention of the *Act* to find guilt or innocence, but to better protect the health, safety and well being of adults in care. Therefore, recommendations are made to the facility involved and are also sent to the complainant. Complaints received by a police service may be forwarded on to the department of Seniors and Community Supports.

*** To report abuse call: 1-888-357-9339**

POLICE RESPONSE TO COMPLAINTS OF ELDER ABUSE

It is vital that police officers (and other responders) recognize that seniors seldom report when they are being abused. There are numerous reasons for this, many of which we are familiar with from our experience with family violence and many that are unique to seniors, including:

- Love for the abuser - a close family member who needs help
- Hope for change / belief things will get better
- Fear of losing relationships with family members, especially grandchildren
- Fear of being institutionalized
- Fear of losing a present or future caregiver
- Unable to report due to physical frailty or cognitive impairment
- Overwhelming sense of hopelessness - the abuse has often be going on for many years
- Shame - the abuse is usually a guarded family secret
- Guilt - seniors tend to blames themselves
- Unaware of resources or a lack of faith in “the system” to help or protect them.

When seniors do report problems, they will often hold back incident details. They rarely name the abuse or give a full history of problems. Calls are often dealt with by the police superficially – “guest refusing to leave,” “trouble with drunk relative” or “family argument.”

Reports of abuse against seniors most often come from a third party – a neighbour, a family member, or a professional the senior has come into contact with. These reports may be difficult to evaluate for a lack of detailed information. Police may be reluctant to respond, preferring to have the reporter urge the senior to call them directly.

Whenever a concern for the wellbeing of an older person is reported, the police (or other responders) should take the complaint seriously and every effort should be made to meet with the senior promptly. Delayed Response, Community Station Reporting and Wait Listing may not be appropriate. Extra effort will be required in drawing out information from the senior victim and collateral information should be sought out as soon as possible.

CRIMINAL INVESTIGATIONS OF ELDER ABUSE

Where abuse appears to be criminal, a full and thorough investigation is required.

When violence is involved, the dynamics are similar to spousal violence. The decision to lay charges is not left with the complainant. The perpetrator is almost always a close family relative (son, son-in-law, daughter, spouse, etc.). The cycle of violence is the same and the same principles apply respecting the police response.

Where elder abuse is not spousal, the abuse is usually related to financial or material advantage (as opposed to power and control), which amount to a breach of trust.

The majority of elder abuse cases involve financial or material abuse. When property crimes are occurring, charges should be laid where possible. A cycle of abuse similar to the cycle of violence is occurring and the same principles apply.

As with spousal victims, seniors will be reluctant to press charges. Be prepared to explain your role, the role of the justice system and the zero tolerance policy of this province.

Gathering corroborating evidence in cases of crimes committed against seniors is as important as it is in case of spousal violence. Many seniors are going to have difficulty in court due to frailty, cognitive impairments, intimidation by the system and fear of facing their abuser. Some seniors will not be able to attend court or give evidence, and the investigation should be conducted with this in mind. Police should:

- Consider doing videotaped interviews with older victims and witnesses. Courts are allowing these to be used as evidence under some circumstances and hopefully they will become more accepting in the future.
- Photograph injuries, property damage, crime scenes, etc. Photographs will greatly aid a victim who has difficulty remembering or giving descriptions.
- Seek out witnesses who can provide corroboration or details – a neighbour who heard arguing, a family member who saw the injury or someone who received a disclosure.
- Review 911 / complaint-line recordings and secure copies for evidence as needed.
- Obtain copies of all medical records, and have all related witnesses identified.
- Attempt to videotape interviews with the suspect.

- Consider making a polygraph request, where appropriate.

It is important to remember our roles and authorities under the law. Police officers only need reasonable and probable grounds to lay a charge. By laying charges where appropriate, the offender is held accountable for his actions, and court ordered protection is available for the victim. The accused has the opportunity to take responsibility for his wrongdoing and receive rehabilitative services that may not otherwise be available to him.

The Crown's test of "reasonable likelihood of conviction" should not be weighed fully until the day of trial. The ability of a victim or other witness to give evidence may well improve during the time period between the offence and the trial date. Once the abuse has stopped, many seniors become less frail. Their memory may improve and they may regain the courage to face their abuser. Services to support the senior should be utilized, including court preparation programs. New evidence may be developed even after the preliminary hearing and right up until the day of trial (providing reasonable disclosure is provided to the defense).

For additional information regarding elder abuse, please visit:

The Canadian Network for the Prevention of Elder Abuse: <http://www.cnpea.ca/>

Alberta Seniors and Community Supports - Raising Awareness of Abuse of Older Adults: http://www.seniors.gov.ab.ca/services_resources/elderabuse/index.asp

Relationship Between Animal (Pet) Abuse and Family Violence

According to the American Humane Association, the correlation between animal abuse, family violence, and other forms of community violence has been well established.⁶³ Child and animal protection professionals have recognized this link, noting that abuse of both children and animals is connected in a self-perpetuating cycle of violence. When animals in the home are abused or neglected, it is a warning sign that others in the household may not be safe. In addition, children who witness animal abuse are at a greater risk of becoming abusers themselves.

In a 2001 collaborative study⁶⁴ (the Calgary Humane Society, YWCA Family Violence Prevention Centre, researcher Sue C. McIntosh, supported by RESOLVE Alberta) of 100 women in shelters who owned pets:

- 25% delayed leaving an abusive situation out of fear of what would happen to their pet. (In an earlier Hamilton, ON study, the number was 48%).
- 56% reported that their abuser either threatened to and/or actually hurt their pet (61% in Hamilton).
- 21% were aware that their abuser had abused animals as a child or adolescent.⁶⁵

Of those women with both children and pets, who stated their partner had abused their pet:

- 65% reported that their children were aware that their pets were being abused.
- 65% believed that their children were impacted by the abuse of their pets.
- 59% talked with their children about their pets being hurt or threatened, but only 19% discussed the impact of such abuse with anyone else.

For many victims of domestic violence, their relationship to their pet is the strongest positive connection with another living being. In abusive relationships, pets are often targeted by the abusive partner and threatened or killed in order to exert power and maintain control over the victim. In part, such behaviour could occur out of jealousy. It could also occur as a cruel attempt to inflict hurt on the victim. Taken together, these findings indicate that companion animals play important roles in violent relationships. Through animal cruelty, abusers:

- Demonstrate their power
- Teach submission
- Isolate victim(s) from a network of support
- Express rage at self-determined action by victim(s) and their children
- Perpetuate the context of terror
- Launch a pre-emptive strike against a victim leaving
- Punish and terrorize by stalking and executing an animal

⁶³ American Humane Association Fact Sheet, "Understanding the Link Between Animal Abuse and Family Violence," 2003.

⁶⁴ McIntosh, Sue C.

⁶⁵ The statistics above and below are taken from Alberta SPCA "Animal Cruelty and Family Violence – A Resource Book for Albertans," 2005.

- Force the victim to become involved in the abuse
- Confirm their power.

WHAT ARE THE LAWS PROTECTING ANIMALS?⁶⁶

Animal protection is covered under both provincial legislation and the *Criminal Code of Canada*. Alberta's *Animal Protection Act* Section 2(1) protects animals from distress due to neglect or abuse. The *Criminal Code* Sections 444 to 447 refer to wilful acts of cruelty or neglect, either by an animal's owner or someone else. Parliament has been considering amendments to the *Criminal Code* since 1999, but as of August 2005, none have been passed. The law has remained virtually unchanged since 1892. Alberta's *Animal Protection Act* was recently amended; the amendments allow charges to be laid against anyone who abuses an animal, not just the owner or person responsible for the animal. It also provides protection to those who report animal abuse.

In some cases of domestic violence where there is animal abuse in addition to spousal or child abuse, the animal abuse may be easier to prove or more readily reported by a victim or witness.

WHAT CAN I DO ABOUT SUSPECTED ANIMAL ABUSE?

If you believe that animal abuse is occurring in a family, you should call the appropriate SPCA or humane society in your area. Outside of regular hours, call your local police or the Alberta SPCA's toll free number (1-800-455-9003) to get recorded instructions about how to proceed.

WHAT CAN BE DONE IN THE COMMUNITY?

In many communities, human services, animal services, and police services are sharing resources and expertise to address family violence. Professionals are encouraged to engage in cross-training and cross-reporting through interagency partnerships, and humane societies are encouraged to team up with domestic violence shelters to provide emergency shelter for pets of domestic violence victims.

⁶⁶ Ibid. Special thanks to Tim Battle, Director of Education, The Alberta Society for the Prevention of Cruelty to Animals.

Domestic Violence and People Who Have a Disability

Individuals with disabilities are particularly vulnerable to family violence. As such, the following information from Health Canada has been assembled to inform police services and Crown prosecutors about the special considerations that people with disabilities face when dealing with domestic violence.⁶⁷

Probably the single biggest factor affecting the incidence of family violence against a person with disabilities is the extent of the victim's "families." Victims with disabilities must often depend on a variety of people to provide them with assistance in carrying out their everyday lives. For this reason, their family is understood to include not only parents, siblings, spouses and other relatives, but also friends, neighbours and caregivers.

Individuals who live in institutional settings, and people who are multiply or profoundly disabled, are most vulnerable to abuse because they are more dependent upon even larger numbers of people, and less able to get away. According to Health Canada, it is estimated that women with disabilities are 1.5 to 10 times more likely to be abused than non-disabled women, depending on whether they live in the community or in institutions.

FORMS OF VIOLENCE

Violence against individuals with disabilities can take many forms, which can occur at the same time. It occurs not only as deliberate maltreatment and abuse, but also in the more passive form of neglect:

- **Neglect** - denial of food, lack of or inappropriate personal or medical care
- **Physical abuse** - assault, rough or inappropriate handling, inappropriate personal or medical care, over-use of restraint, inappropriate behaviour modification, over-medication, confinement
- **Psychological abuse** - verbal abuse, intimidation, social isolation, emotional deprivation, denial of the right to make personal decisions, threat of having her children taken away
- **Sexual abuse** - denial of a woman's sexuality, denial of sexual information/education (eg. about birth control and childbirth), verbal harassment, unwanted sexual touching, assault, forced abortion or sterilization
- **Financial exploitation** - denial of access to and control over her own funds, misuse of financial resources.

⁶⁷ Health Canada. *Family Violence Against Women With Disabilities*. From the National Clearinghouse on Family Violence, Issue 35, Summer 1998. While this Health Canada study focused on abused females with disabilities, the same considerations equally apply to men.

Some domestic violence victims have special needs because of their limited physical or mental abilities. These factors make it extremely difficult for them to report their victimization, call for assistance, or participate fully in the investigation and prosecution of their case.

Officers should refer these victims to specialized support services to ensure that the victim receives protection, physical assistance, medical treatment or other services as needed.

When an individual with a disability experiences violence, every effort should be made to determine if and how her/his disability has been affected. For example, a victim with epilepsy may be more prone to seizures after an attack. Also, a victim with a learning disability or head injury may be more easily distracted, disorganized and less able to cope with stressful situations. At the same time however, remember that the most important part of the service provider's reaction is to deal with the incident of violence without an over-emphasis on the victim's disability. If unsure about the best method of communication, ask the individual directly about her/his needs - take the lead as you would with non-disabled individuals. Speak to the person with a disability directly, not to her/his personal aide, family member, interpreter, or other person accompanying her/him.

Gay/Lesbian/Bisexual/Transsexual (G/L/B/T) Victims of Domestic Violence

Researchers and workers in the lesbian and gay community generally agree that the incidence of domestic violence in same sex relationships is comparable to that in heterosexual relationships. The forms that domestic violence may take in all intimate relationships include physical abuse, isolation, psychological and emotional abuse, threats and intimidation, sexual abuse, economic abuse, and property destruction. As well, there are additional forms of abuse that are unique to lesbian and gay relationships - abuses which arise as a direct result of the heterosexist and homophobic nature of society. The following information from Lee Vickers will help to inform police services and Crown prosecutors about domestic violence in the G/L/B/T community.⁶⁸

Partners who abuse often use homophobia and heterosexism as a weapon of control over their partner in a variety of ways:

- By 'outing' or threatening to out their partner to friends, family, employer, police, church or others in the wider community
- By telling a partner that no one will help him or her because the police and the justice system are homophobic
- By telling a partner that she/he will not be believed because homosexuals do not rape or abuse their lovers
- By telling a partner that she/he deserves it because she/he is homosexual. This type of abuse is indicative of internalised homophobia or self-hatred by an abuser
- By telling a partner that she/he is not a 'real' homosexual because she/he used to relate to men or women, has male/female friends, is a 'breeder,' or prefers certain sexual practices or behaviours, etc.
- Because of the pervasiveness of heterosexism, an abuser may attempt to convince a partner that the abusive behaviour is normal and that the abused party does not understand gay or lesbian relationships
- Abusers can also rely on heterosexist and sexist stereotypes to hide abuse and increase power and control over their partner by portraying the violence as mutual or consensual combat
- By telling a male partner that the behaviour is not domestic violence but an expression of 'masculinity'
- Forcing sex or certain sex acts, forcing sex with others, assaulting parts of their partner's body, withholding sex, criticizing sexual performance, refusing safer sex, disrespecting 'safe words' or violating boundaries of a 'scene'
- Getting in the way of medical treatment, withholding medications, destroying important documents, threatening to reveal HIV status to friends, family, employers, immigration or governmental authorities.

⁶⁸ Lee Vickers. "The Second Closet: Domestic Violence in Lesbian and Gay Relationships: A Western Australian Perspective." *Murdoch University Electronic Journal of Law* 3.4 (1996).

G/L/B/T victims of domestic violence often have difficulties with reporting their abuse to police. Some reasons for this reluctance are as follows:

- G/L/B/T victims of abuse think that they won't be believed
- To explain abuse, G/L/B/T victims have to provide details of their sexuality that may incite homophobia
- The police tell a G/L/B/T victim that they can't tell who the abuser is, despite often clear physical evidence of injury
- Police take the attitude that two men 'duking it out' is not domestic violence, just two men fighting
- Police cannot believe that one woman would batter another woman
- The police do not treat the matter seriously, or minimize the violence, because the relationship is homosexual. In the words of one gay male victim:

"My opinion of the police is the same as most other gay men. I'd never have gone to them in a million years. They treat gay violence as a huge joke."

- G/L/B/T victims are afraid that they will be ridiculed or harassed by police because of their homosexuality
- The police treat G/L/B/T domestic violence as 'mutual fighting' and try to calm the parties rather than ensure the safety of the abused party by pursuing a pro arrest policy
- G/L/B/T victims who disclose abuse risk alienation from the gay and lesbian community, particularly given the denial surrounding same sex domestic violence and prevailing attitudes towards the police.

Police and the Crown must be sensitive to the concerns of gay and lesbian victims of domestic violence. Myths surrounding same-sex relationships make it difficult for gay partners to disclose abuse. Recognize that the needs of all victims must be met, and that the abuse suffered by a gay/lesbian victim may be qualitatively different than that experienced by a heterosexual victim. Consultation with a local gay/lesbian organization or support group may be helpful.

For additional information on abuse in G/L/B/T relationships, please refer to the Alberta Children Service's booklet entitled, "Abuse in Same-Sex and LGBTQ Relationships," available at: <http://www.teachers.ab.ca/NR/rdonlyres/CE9A6337-1071-4930-BEE6-87E5706373BD/0/AbuseinLGBTQRelationshipsBooklet.pdf>

Language Barriers and Immigration Status

According to the Canadian Department of Justice, immigrant victims of domestic violence need a great amount of support from service providers.⁶⁹ They may feel alone, have trouble talking with or relating to Canadians, or be overcome with fear. They may not have knowledge of Canadian law, their Charter rights, or the support services available to them.

Language difficulties make it difficult for an immigrant to navigate the legal system and to access services. In some cases, battered immigrant victims who are sponsored by spouses who are legal residents of Canada, may be reluctant to report the abuse because the batterer has threatened to withdraw sponsorship.

Many immigrant women are fearful of any police involvement. In most cases, this is because of past experiences with the police in their home countries, especially if the victim is from a country where the police are symbols of human rights violations. This is why it is very important for police to explain to victims what their role is.

WHAT CAN POLICE DO?

- Explain that the police respond to and investigate all complaints of family violence and are able to arrest an abusive partner if an offence has occurred.
- Explain to victims what help is available in the community.
- Apply to court on a victim's behalf for an Emergency Protection Order. Explain to them that if they are a Canadian citizen or permanent resident that they cannot be deported for leaving an abusive situation. (A permanent resident is sometimes called a landed immigrant).
- If the victim does not know whether or not she/he is a Canadian citizen, tell them to call their local citizenship office. Look in the blue pages of the telephone book under "Citizenship and Immigration."
- If the victim has been found to be a refugee, tell them that they can apply on their own to be a permanent resident.
- If language is a barrier, officers will use a translator when necessary. Children or family members should **not** be used as interpreters. As well, it is important that translation services have no ties to, or knowledge of, the perpetrator.
- Explain that being married or separated has no effect on their status.
- If a victim is a dependent of a refugee and she/he is in the process of applying for permanent residence for both of them, she/he can cancel the application. In this case, tell the victim to apply to be a refugee himself or herself, or tell them that they can apply to be a permanent resident on compassionate and humanitarian grounds. They would need to show why they should stay in Canada.
- Make sure to tell the victim that they should get legal advice.

⁶⁹ Department of Justice Canada. *Abuse is Wrong in any Language*, 2003. Find at: <http://justice.gc.ca/en/ps/fm/publi.html>

- Call Citizenship and Immigration Canada at 1-888-242-2100, or visit their website at www.cic.gc.ca to get more information.

A sponsored immigrant would not be deported solely because their sponsorship has broken down. Furthermore, if the abuser is a citizen, he/she cannot be deported. If the abuser is a refugee or a permanent resident, he/she could be deported if a court convicts him/her of assault or another criminal offence. The deportation process, however, could take a long time.

Coordination and Collaboration

This handbook outlines the complexities and important issues for police services and Crown prosecutors in Alberta, for their information and guidance in domestic violence cases. The Crown and police must work together with the advocacy community on collaborative efforts that improve the referral network and the criminal justice response to these cases. As well, the Crown and police should engage in joint training and education programs that seek to improve the level of understanding of what is needed to successfully prosecute a domestic violence case.

In a number of recent studies, the following key areas have been identified as important for improving community and system responses to domestic homicides:

- Communication/coordination of services
- Increased access to or availability of services for victims and abusers
- Standardizing risk assessment instruments
- Greater attention to victim safety
- Training
- Education
- Data collection.⁷⁰

This handbook has been developed with these areas of improvement in mind, in the hopes that it will assist police, prosecutors and all front line professionals to help make Alberta families safer and free from violence.

It is recommended that police and prosecutors build and improve links with community partners at the local level. To compile a list of domestic violence resources in your community, please contact the Office for the Prevention of Family Violence and Bullying toll-free at: 310-0000 then (780) 422-8519, or visit the Alberta Roundtable on Family Violence and Bullying website at: http://www.familyviolenceroundtable.gov.ab.ca/crisis_line.asp.

DOMESTIC VIOLENCE COURTS

Specialized domestic violence courts have been established in five Alberta jurisdictions to improve the response of the justice system to incidents of spousal abuse or decreasing court processing time; increasing conviction rates; providing a focal point for programs and services for victims and offenders; and, in some cases, allowing for the specialization of police, Crown prosecutors and the judiciary in domestic violence matters.

⁷⁰ Annual Report to the Chief Coroner: Case Reviews of Domestic Violence Deaths, 2002.

In order to effectively respond to the unique nature of domestic violence crime, it is recommended that all jurisdictions continue to explore options to improve the handling of spousal/partner abuse cases through delivery of a coordinated justice system response, including specialized court processes providing:

- Methods to expedite cases
- Sensitive, informed, appropriate service by trained justice professionals
- Coordination of justice system response (in policy and practice)
- Coordination with a range of other service providers
- Early access to treatment by offenders (to capitalize on offender motivation to change and allow for a more immediate response)
- Monitoring of offender compliance with meaningful sanctions to hold offenders accountable.
- Access to support, information, and referral by victims
- Monitoring and evaluation of systems to assess effectiveness, and to identify areas requiring change or improvement.⁷¹

THE GOAL OF SPECIALIST DOMESTIC VIOLENCE COURTS⁷²

Commonly stated aims of specialist domestic violence courts are to provide for:

- Best practice in policing and prosecuting domestic violence offences
- Expedition of cases
- Information, support, advocacy and services for victims of domestic violence and their children
- Safety for victims of domestic violence and their children as the primary outcome
- Safety for victims at court
- Validation and empowerment of victims of domestic violence and their children
- Responsibility and accountability for domestic violence to be accepted by offenders
- Reduction and prevention of domestic violence.

⁷¹ Final Report of the Ad Hoc Federal-Provincial-Territorial Working Group Reviewing Spousal Abuse Policies and Legislation http://canada.justice.gc.ca/en/ps/fm/reports/spousal_e.pdf.

⁷² Stewart, Julie. "Specialist Domestic/Family Violence Courts Within the Australian Context." Australian Domestic & Family Violence Clearinghouse, University of New South Wales. Issues paper 10, 2005. The following four lists are taken directly from this paper.

OUTCOMES OF SPECIALIST DOMESTIC VIOLENCE COURTS⁷³

- Increased level of awareness of domestic violence within the community and the agencies which respond to it.
- Raised awareness of offenders and victims that action will be taken if a domestic violence offence is reported to police.
- Increased rate of reporting of domestic violence offences.
- Increased victim participation, a lessened rate of victims' withdrawal from proceedings.
- Proactive policing and improved investigation methods in domestic violence offences.
- Increased rate of guilty pleas and convictions for domestic violence offences, due in part to better evidence and brief preparation.
- Increased rate of prosecution of domestic violence offences.
- Decreased rate of withdrawal of charges.
- Higher level of safety of victims of domestic violence and their children.
- More appropriate protection orders, tailored to victims' circumstances.
- Increased quality of service delivery.
- Increased interagency co-operation.
- Consistency of approach to domestic violence.
- Co-ordination of services.
- Accountability of courts and its personnel to the community and service providers.
- Reduction and prevention of further domestic violence.
- Victim satisfaction with the process.

ROLE OF POLICE IN DOMESTIC VIOLENCE COURTS⁷⁴

The role of police investigating a domestic violence offence is vital to achieving the aims of the specialist domestic violence court. In particular, the role is proactive and more professional:

- Appropriate and timely responses to calls for assistance to domestic violence incidents
- Appropriate and timely police intervention and action, proceeding by way of arrest and charge when a domestic violence offence has occurred and not by way of summons or court attendance notice
- Improved investigation of offences, commencing with treatment of the site of the offence as a crime scene and the gathering of physical evidence (exhibits and forensic evidence), including photographing and videotaping the crime scene, photographing the victim's injuries, involvement of forensic scientists or scene of crime officers, improved statement-taking, canvassing of neighbours, family and friends
- Taped evidence of the emergency call to be made available and obtained by the investigating officer
- Ensuring safety and protection of victims and family members through appropriate police bail determination and by applying immediately for interim protection orders

⁷³ Ibid.

⁷⁴ Ibid.

- Medical evidence relating to the incident and to prior incidents to be obtained by the investigating officer
- Videotaping or audiotaping of statements of victims and records of interview with defendants; this requires skill in planned interview techniques
- Ensuring logging and continuity of exhibits
- Follow-up interviews with victims to ensure orders sought meet the specific needs of the victim and family and continue to be appropriate
- Provision of information and notice of the requirement to attend court
- Referral to appropriate agencies for further assistance
- High quality brief preparation
- Timely disclosure to the defendant/defence counsel
- Liaison with and detailed briefing of prosecutors, including provision of details for submissions on bail and conditions of orders to be made by the court
- Ongoing contact with the victim to ensure victim 'co-operation.'

ROLE OF CROWN PROSECUTORS IN DOMESTIC VIOLENCE COURTS⁷⁵

Literature refers to the desirability of specialist prosecutors being appointed to specialist courts given their critical role in achieving the goals of the court. They have a highly significant role in:

- Ensuring the brief of evidence is thorough and all relevant evidence is included and admissible
- Ensuring appropriate charges have been laid
- Ensuring exhibits are available as and when required
- Ensuring expeditious hearing dates
- Meeting with and interviewing the victim witness to obtain further information and to provide information about procedures
- Ensuring appropriate bail conditions and orders are imposed
- Liaising with victim court advocates, as appropriate
- Making submissions on sentencing with the victim's safety in mind
- Providing a positive attitude to prosecution of the offence to the victim to encourage participation and attendance at court
- Providing timely disclosure to the defence
- Prosecuting offences at a high level of skill
- Participating in specialist court forums to improve and develop streamlined processes and procedures
- Ensuring that the victim-centred objectives of the specialist court are facilitated and fulfilled.

⁷⁵ Ibid.

EIGHT CHARACTERISTICS AND ACTIVITIES OF AN EFFECTIVE COLLABORATIVE COORDINATED COMMUNITY RESPONSE

The Domestic Abuse Intervention Project in Duluth, Minnesota has identified eight characteristics and activities of an effective coordinated community response. These are summarized below:

- Developing a common philosophical framework. The community and practitioners should agree on a common understanding about battering and the complicated dynamics of domestic violence. This helps create an atmosphere conducive to holding offenders accountable and avoiding all victim blaming.
- Creating consistent policies for intervening agencies that respect the efforts of other agencies and incorporate the goals of intervention.
- Monitoring and tracking individual cases to ensure practitioner accountability. Each agency must have a clear understanding of its role and the role of other agencies in responding to domestic violence.
- Coordinating the exchange of information and inter-agency communications. (For examples, see “Assessing the Justice System Response to Violence Against Women: A Tool for Communities” located at www.vaw.umn.edu).
- Providing resources and services to victims.
- Ensuring sanctions, restrictions and services for offenders.
- Working to protect children.
- Evaluating the coordinated justice system response from the victim’s perspective.

A True Story

The first domestic violence offender in Canada designated a Dangerous Offender was in 1995.⁷⁶

The accused was charged with assault causing bodily harm and unlawful confinement against his common-law wife. At trial the victim was un-cooperative and reluctant to testify. Instead, she wanted the charges withdrawn and became even more hostile when she learned of the Dangerous Offender application. Part way through the trial, and after the victim's teenaged son testified, the accused pleaded guilty. Although the accused's criminal history consisted primarily of domestic violence related offences, the Crown proceeded with a Dangerous Offender application. This was an unusual step in 1995.

The expert psychiatrist held the belief that although the offender was a high risk to re-offend, it was inappropriate to pursue a Dangerous Offender Designation because he was not a safety risk to the public, only to his wife. To counter this opinion another expert, Dr. Peter Jaffe, was called to testify on behalf of the Crown. Dr. Jaffe is the founding Director of the Centre for Children and Families in the Justice System, and a member of the Clinical Adjunct Faculty in the Department of Psychology as well as a part-time Professor in the Department of Psychiatry at the University of Western Ontario. Furthermore, Dr. Jaffe was a member of the Canadian Panel on Violence Against Women and an expert witness in two Ontario inquests into domestic violence, in addition to being appointed to the Joint Committee on Domestic Violence to provide advice to the Attorney General on the implementation of jury recommendations. After domestic violence was explained in the proper context, the accused was declared a dangerous offender - the first in Canada where the history relied on was solely domestic violence.

This process took over a year. The Crown was able to get the victim to testify at the hearing, although it was a tortured process. At first reluctant, the victim ultimately testified against the accused when she learned that he was writing another woman from jail. She was able to give a unique perspective into the victim's mind. She told the court that she was **more afraid of the accused when he was in jail, than when he was out**. When he was in jail, she didn't know who she should be afraid of, what contacts he may have, and who might be out to get her on his behalf. When he was out, at least she knew who the enemy was and she had learned coping mechanisms to try to avoid or deal with the violence.

⁷⁶ *R. v. Gaudry* (R.E.) 186, A.R. 91. The 32-year-old accused pleaded guilty to assault causing bodily harm and unlawful confinement. Victim was his common law spouse. Of the accused's total of 37 convictions, most related to domestic violence to common law spouses and peace officers, friends, health care professionals, etc., who tried to intervene. No remorse. History of reoffending a short time after release. Accused never took advantage of recommended therapy and treatment programs. Accused abused alcohol and came from an abusive family. Medical evidence opined that the accused was a high risk to reoffend against current or future female companions without long-term treatment. The trial judge found the accused a Dangerous Offender. Where the time needed to treat the accused exceeded what would be a fit determinate sentence, the court held that the appropriate disposition was an indeterminate sentence. Alberta Court of Appeal dismissed the appeal and affirmed the trial judge's decision to declare accused a Dangerous Offender.

Further, while she was able to testify about the physical abuse, she could not say aloud the names the accused had called her when he was verbally abusing her. Instead, the Judge allowed her to write them down. They were then entered as exhibits.

Even though the victim ultimately testified for the Crown, she was adamantly opposed to the Dangerous Offender application and expressed hostility towards the entire criminal justice process.

NOW THE REST OF THE STORY...

In 1997 or 1998, the Crown prosecutor was on the corner of 97 street and 103A Avenue, coming back from Court when a strange woman approached her. Although she looked familiar to the prosecutor, she looked nothing like the emaciated malnourished victim from the Dangerous Offender case. The woman now speaking was healthy, full-bodied and glowing. She told the prosecutor that she was glad to run into her because she needed to thank her. She said that the prosecutor had done the right thing and that she wanted to thank her and the Judge for saving her life. She now had a job and was off social assistance. Her son who testified against the accused was in University and doing well. Her other children were also in school and doing well.

Bibliography

- Alberta, Alberta Justice, Bail: Victims of Serious Domestic Violence Notification & Protection Guideline, 1999 (November 5, 1999).
- Alberta, Alberta Solicitor General & Alberta Justice, Spousal Abuse Status Report (Edmonton: 2001).
- American Humane Fact Sheet, “Understanding the Link Between Animal Abuse and Family Violence,” 2003.
- Alberta SPCA “Animal Cruelty and Family Violence – A Resource Book for Albertans,” 2005.
- Baker, L.L., Jaffe, P.G., Berkowitz, S.J., and M. Berkman, Children Exposed to Domestic Violence: A Handbook for Police Trainers to Increase Understanding and Improve Community Response (London, Ontario: 2002).
- Bancroft, Lundy and Jay G. Silverman, The Batterer as Parent: Addressing the Impact of Domestic Violence on Family Dynamics (Thousand Oaks, CA: Sage Publications, 2002).
- Campbell, Jacquelyn C., Danger Assessment Instrument (John Hopkins University School of Nursing: 1985, 1988).
- Canada, Debates of the House of Commons of Canada (Hansard) (Ottawa: 8 July 1982) 19119-19120.
- Canada, Department of Justice, Abuse is Wrong in any Language (2003). Find at: <http://canada.justice.gc.ca/en/dept/pub/awal/abusxdoj.html>.
- Canada, Department of Justice, Criminal Harassment: A Handbook for Police and Crown Prosecutors (Ottawa: March 2004).
- Canada, Department of the Solicitor General of Canada, High Risk Offenders: A Handbook for Criminal Justice Professionals, (May 2001).
- Canada, Department of the Solicitor General of Canada, The Myth of the Mandatory National Charging Policy [unpublished draft] (Ottawa: Solicitor General, 1993) 14.
- Canada, Health Canada, Family Violence Against Women With Disabilities (The National Clearinghouse on Family Violence, Issue 35, Summer 1998).
- Canada, Health Canada, Family Violence in Aboriginal Communities: An Aboriginal Perspective (National Clearinghouse on Family Violence, 1996).

Canada, Statistics Canada, Family Violence in Canada: A Statistical Profile 2002 (Ottawa: Statistics Canada, 2002).

Canada, Statistics Canada, Family Violence in Canada: A Statistical Profile 2004 (Ottawa: Statistics Canada, 2004).

Canada, Statistics Canada, Family Violence in Canada: A Statistical Profile 2005 (Ottawa: Statistics Canada, 2005).

Canada, Statistics Canada, The 1999 General Social Survey on Victimization (GSS) (Ottawa: Statistics Canada, 1999).

Federal-Provincial-Territorial Ministers Responsible for Justice, Final Report of the Ad Hoc Federal-Provincial-Territorial Working Group Reviewing Spousal Abuse Policies and Legislation (2002).

Kropp, P.R., S.D. Hart and H. Belfrage. Brief Spousal Assault Form for the Evaluation of Risk (B-SAFER) (Ottawa: Department of Justice Canada, 2005).

Kropp, P.R., S.D. Hart, C.D. Webster, and D. Eaves, Spousal Assault Risk Assessment Guide (SARA) (Multi-Health Systems: Toronto, 1999).

Metropolitan Nashville Police Department, A Guide to Domestic Violence: Risk Assessment, Risk Reduction and Safety Plan (Nashville, Tennessee: 2000).

National Judicial Institute on Domestic Violence, Enhancing Judicial Skills in Domestic Violence Cases (Chicago: A presentation at the Sofitel Chicago Water Tower, April 25-28, 2004).

Neilson, Linda C., "Assessing Mutual Partner-Abuse Claims In Child Custody and Access Cases" Family Court Review 42.3 (July 2004): 411-438.

Ontario Domestic Violence Death Review Committee, Annual Report to the Chief Coroner: Case Reviews of Domestic Violence Deaths, 2002 (Ontario: 2002).

Ontario Domestic Violence Death Review Committee, Annual Report to the Chief Coroner: 2004 (Ontario: 2004).

Ontario, Ministry of the Solicitor General, Policing Services Division, A Guide to the Domestic Violence Supplementary Report Form (Toronto: 2000).

Ontario Provincial Police and the Mental Health Centre, Penetanguishene, The Ontario Domestic Assault Risk Assessment (ODARA) (Ontario: 2004).

Strack, Gael B. and Dr. George McClane. "How to Improve Investigation Your Investigation and Prosecution of Strangulation Cases." Edited by David C. James, Deputy San Diego Attorney (October 1998, updated May, 1999) 1-16.

Sweetman, Keri, "Male MPs' guffaws at wife beating query enrage female MPs," The Ottawa Citizen (13 May 1982).

Stewart, Julie. "Specialist Domestic/Family Violence Courts Within the Australian Context." Australian Domestic & Family Violence Clearinghouse, University of New South Wales. Issues paper 10, 2005.

Vickers, Lee. "The Second Closet: Domestic Violence in Lesbian and Gay Relationships: A Western Australian Perspective." Murdoch University Electronic Journal of Law 3.4 (1996).

Violence Prevention Council of Durham Region, Durham Response to Woman Abuse (2000) available at: <http://www.durhamresponsetowomanabuse.com/protocol/approach.html>.

Walker, Lydia D. "Interview Approaches in Domestic Violence." Getting a Firm Foundation (Training handout: 1981).

Walker, Lydia D. "Questions You "Always" Ask: Essential Information for Assessment and Intervention in Domestic Violence." Getting a Firm Foundation (Training handout: 1981).

Walker, Lydia D. Recognizing Injury, Physical and Sexual Child Abuse (Training handout: 1983).

Walker, Lydia D. "Signs to Look for in a Battering Personality." Getting a Firm Foundation (Training handout: 1981).

Walker, Lydia D. Working With Children From Domestic Violence Homes (Training handout).

Signs to Look for in a Battering Personality

Lydia D. Walker

Many women are interested in knowing if there are any warning signs that someone is an abuser. There is no typical victim or perpetrator. Any woman can be battered regardless of age, race, nationality, sexual orientation, educational background, or **income**. Battering almost always occurs with a man abusing a woman. However, violence can exist in other domestic relationships as well; lesbian battering and older parents beaten by their adult children are examples.*

Below is a list of behaviors seen in people who beat their partners. If the person has three or more of these behaviors, there's indeed a strong potential for physical violence. In some cases, a batterer might have only a couple of behaviors that are quite strong (e.g., extreme jealousy). In the beginning of a relationship, the batterer will try to "explain" these behaviors as "love" and "concern." However, as time goes on, these behaviors become more extreme and serve to establish, keep, and strengthen power and control over the victim.

*The use of "he" for the abuser and "she" for the victim is used to facilitate reading and to emphasize the circumstances of most battering. This wording is not meant to discount the various situations in which domestic violence occurs.

1. **JEALOUSY:** At the beginning of a relationship, an abuser will say jealousy is a sign of love; jealousy has nothing to do with love, it's a sign of possessiveness and lack of trust. The abuser will question the woman about to whom she talks, accuse her of flirting, or be jealous of the time she spends with family, friends, and/or children. As the "jealous" behavior progresses, the abuser may call her frequently or unexpectedly drop by her home/workplace. The abuser may refuse to let her work saying he's "afraid" she'll meet someone else, or he may do strange things such as checking her car mileage or asking friends to watch her.
2. **CONTROLLING BEHAVIOR:** At first, the batterer may say this behavior is because of concern for the woman's safety and well-being. The abuser will be angry if the woman is "late" coming back from somewhere and will closely question her about where she went, to whom she spoke, etc. As this behavior gets worse, the abuser may not let the woman make personal decisions about the house, her clothing, or going to church/temple; he may keep all the money or even make her ask permission to leave the house or the room.
3. **QUICK INVOLVEMENT:** Most battered women dated or knew the abuser for less than six months (many for less than three months) before they were married, living together, or engaged. An abuser comes on like a whirlwind claiming "you're the only person I've ever been able to talk to," "I've never felt loved like this by anyone." The abuser will pressure the woman to commit to the relationship in such a way that later she may feel very guilty or feel she is "letting him down" if she wants to slow down involvement or break off the relationship.

4. **UNREALISTIC EXPECTATIONS:** Abusive people will expect their partner to meet all of their needs; the abuser expects the woman to be the perfect wife, mother, lover, and friend; abusers will say things like “if you love me, I’m all you need—you’re all I need.” She is supposed to take care of everything for the abuser emotionally and in the home. No matter how efficient/good she is, however, she is never good enough.
5. **ISOLATION:** The abusive person tries to cut the woman off from all resources and supports. If she has men friends, she’s a “whore;” if she has women friends, she’s a “lesbian;” if she’s close to her family, she’s “tied to the apron strings.” The abuser accuses people who are the woman’s supports of “causing trouble.” The abuser may want to live in the country without a phone, may not let the woman use the car or have one that is reliable, or may try to keep the woman from working, going to school, or going to spiritual/religious meetings.
6. **BLAMES OTHERS FOR PROBLEMS:** If the abuser is chronically unemployed, someone is “out to get him,” someone is always trying to do him wrong. The abuser may make mistakes and then blame the woman for upsetting him or keeping him from concentrating. The abuser will tell the woman she is at fault for almost anything that goes wrong.
7. **BLAMES OTHERS FOR FEELINGS:** The abuser will tell the woman “you make me mad,” “you’re hurting me by not doing what I tell you,” “I can’t help being angry.” The abuser really makes the decision about what he thinks and feels, but will use “feelings” to manipulate the woman. Less obvious are claims such as “only you can make me happy, and “you control how I feel.”
8. **HYPERSENSITIVITY:** An abuser is easily insulted, claiming his feelings are hurt when he is really mad, or taking the slightest setbacks as personal attacks. The abuser will rant and rave about the injustice of things that happen—things that are really just a part of life, like being asked to work overtime, getting a traffic ticket, being told a behavior is annoying, being expected/asked to help with chores.
9. **CRUELTY TO ANIMALS AND/OR CHILDREN:** An abuser often brutally punishes animals, is insensitive to their pain and suffering, and/or may kill them. The abuser may expect children to do things beyond their ability (spanks a two year old for wetting their diaper). The abuser may not want children to eat at the table or will expect them to stay in their room all evening when he’s at home.
10. **“PLAYFUL” USE OF FORCE IN SEX:** An abuser may like to throw the woman down or hold her down during sex. He may want to act out fantasies during sex in which the woman is helpless and will let the woman know the idea of rape is exciting. The abuser may show little concern about whether the woman wants to have sex and will use sulking behavior to manipulate her or

anger to pressure her into compliance. The abuser may start having sex with the woman while she is sleeping or demand sex when she is ill or tired.

11. **VERBAL ABUSE:** In addition to saying things meant to be cruel and hurtful, this can be seen when the abuser degrades the woman, curses her, and/or runs down her accomplishments. The abuser will tell the woman she is stupid and unable to function without him. This may involve waking the woman up to verbally abuse her or not letting her sleep.
12. **RIGID SEX ROLES:** The abuser may expect the woman to serve him, perhaps saying the woman must stay at home or saying she must obey in all things---even things criminal in nature. The abuser will see women as inferior, responsible for menial tasks, stupid, and unable to be a whole person without a relationship.
13. **DR. JEKYLL AND MR. HYDE:** Many women are confused by their abuser's "sudden" mood changes---they may think the abuser has some mental problem because one minute the abuser is really nice and the next minute he's exploding. Explosiveness and moodiness are typical of people who abuse their partners; these behaviors serve to intimidate and frighten the victim and are reflections of the abuser's alternate use of threat and manipulation to establish and maintain power and control.

*****The following four "signs" are not really "signs;" these are behaviors found in those who are certainly batterers*****

14. **PAST BATTERING:** An abuser may say he's hit women in the past, but it was the woman's fault or it was only one time. The woman may hear from relatives or ex-partners the person is abusive. A batterer will beat any woman he is with if the woman is with him long enough for control to be established and violence to begin; situational circumstances do not make a person abusive.
15. **THREATS OF VIOLENCE:** This includes any threat of physical force meant to control the woman: "I'll slap your mouth off," "I'll break your neck," "I'll make you sorry you were ever born," "I'll kill you." Non-violent people do not talk like this to their partners, but batterers will try to excuse these kinds of threats by saying "everybody talks like that."
16. **STRIKING OR BREAKING OBJECTS:** This behavior can be used as punishment (breaking loved possessions), but mostly it is used to terrorize the woman into submission. The abuser may beat on tables with his fist, throw objects around or near the woman, or put his hand through the wall. Again, this is very remarkable behavior and should never be minimized---there is great danger when someone thinks they "have the right" to punish or frighten a partner.

17. **ANY FORCE DURING AN ARGUMENT:** This may involve a batterer holding a woman down, physically restraining her from leaving a room, or pushing/shoving her. The abuser may hold the woman against the wall and say “you’re going to stand here and listen to me”! Many batterers in an attempt to deny or minimize past abuse will “tell stories” in which they “had to sit on a woman or hold her down” “for her own good.” These behaviors are found in the second level of the progression of abuse in domestic violence.

My Personal Safety Plan

Important: It is a good idea to talk to shelter staff or other safety planning experts about additional safety planning to meet the needs of your particular, unique situation.

Step 1: Safety During a Violent Incident. Victims cannot always avoid violent incidents. In order to increase safety, victims should consider some or all of these strategies, and to remember this list is not exhaustive.

- If I decide to leave, I will _____. (Practice how to get out safely; what doors, windows, elevators, stairwells or fire escapes will you use?)
- I can keep my purse / wallet / identification, passports, car keys, emergency cash ready and put them in (place) _____ in order to leave quickly.
- I can tell (list two trusted friends/neighbours and their phone numbers) _____ about the violence and request they call the Police if they hear suspicious noises coming from my house or if they cannot locate me.
- I can teach my children how to use the telephone to contact the Police and to provide quick and accurate information including directions to our home and neighbourhood.
- I will use _____ as my code word with my children or my friends so they can go for help.
- If I have to leave my home, I will go to _____.
(Decide this even if you don't think there will be another violent incident.) If I cannot go to the above location, then I can go to _____.
- I can also teach some of these strategies to my children.
- When I expect my partner and I are going to have an argument, I will try to move to a space that is lowest risk, such as _____.
(Remember to avoid the bathroom, kitchen, garage, rooms containing weapons and rooms without access to the outside.)
- I will use my judgment and intuition. If the situation is very serious, I should consider doing what I know will calm my partner down. I must remember that I have to protect myself and the children until we are out of danger.

Step 2: Safety When Preparing To Leave. Victims frequently leave the residence they share with the abusive partner. Leaving must be done strategically in order to increase safety. Batterers often strike back when they believe that a battered partner is leaving the relationship. Victims can use some or all of these strategies:

- I will leave money and an extra set of key with _____ so I can leave quickly.
- I will keep copies of important documents at _____.
- I will open a savings account by (date) _____ in order to increase my independence.
- Other things I can do to increase my independence include: _____.
- The local Rape Crisis Centre telephone number is: _____.
- The local Women's Shelter telephone number is: _____.
- The local Women and Children's Crisis Centre telephone number is: _____.
- To make emergency phone calls and to keep them private, I can keep change and Quick Change (an anonymous phone card) with me at all times. I understand that if I use my telephone credit card, the next month's bill will reveal the numbers I have called recently, including those made after I left. If I need a new telephone credit card immediately, I could borrow one from a friend for a limited time when I first leave. I will check with the phone service to make sure that the last number I have called cannot be accessed by my partner.
- I will contact _____ and _____ for a temporary place to stay and for emergency financial assistance.
- I can leave extra clothes with _____.
- I will sit down and review my safety plan every _____ (week? two weeks? month?) in order to plan the safest way to leave the residence. My case worker or friend _____ has agreed to help me review this plan.
- I will rehearse my escape plan and, as appropriate, practice it with my children.

Step 3: Safety in My Own Residence. There are many things that a victim can do to increase safety in their own residence. It may be impossible to do everything at once, but safety measures can be added step by step. Safety measures I can consider include:

- Can I change the locks on my doors and windows as soon as possible?
- Can I replace wooden doors with steel/metal doors?
- Can I install security systems including additional locks, window bars, poles to wedge against doors, an electronic system with “panic button,” etc.?
- Can I purchase rope ladders to be used for escape from second floor windows?
- Can I install smoke detectors and purchase fire extinguishers for each floor in my house/apartment?
- Can I install an outside lighting system that lights up when a person is coming close to my home?
- I will teach my children how to use the telephone to make a collect call to me and to (trusted friend/neighbour/relative) _____ in the event that my partner abducts the children.
- I will teach my children a code word that grants them permission to leave with a person other than myself only when that person uses that code word in direct communication with my children.
- I will remember to give my code word to the person(s) I instruct to collect my children in an emergency or any other unusual situation AND I will change the code word with my children frequently.
- I will tell people who take care of my children which people have permission to pick up my children and that my partner is not permitted to do so. The people I will inform about pick-up permission include:
 - (school) _____
 - (day-care staff) _____
 - (baby-sitter) _____
 - (Sunday School teacher) _____
 - (teacher) _____
 - (coach/instructor) _____
 - (others) _____
- I can inform (neighbour) _____, (religious leader) _____, and (friend) _____ that my partner no longer resides with me and they should call the Police if he is observed near my residence.

Step 4: Safety with a Court Order (peace bond {810, 810.2 Criminal Code}, release/bail conditions, recognizance with conditions, conditions of probation order)

Some abusers obey court orders such as peace bonds, where they promise the court that they will abide by all terms and conditions of such an order. Unfortunately, one can never be sure which violent partner will obey and which will violate a court order. Here are some steps that a person can take to help enforce her partner's court order:

- I recognize that I will have to report to the Police when my partner breaches any conditions of the court order. If a Police Officer does not assist me, I will report the breach of the court order to the Officer In Charge or to the Police Chief of the Police Service in the jurisdiction where the court order was violated. I understand that my partner may be charged if I contact him.
- I will get a copy of my partner's court order from the court office located at _____ and keep it with me at all times.
(If you change purses/wallet, that's the first thing to go in.)
- If my partner destroys my copy of his/her court order, I can get another copy from the court, located at: _____.
- If I relocate to another city/town, or if I work in a city/town other than where I reside, I will notify the Police Service/OPP detachment in that city/town, of my new address/work location AND of my partner's violent behaviour and the details of his court order.
- For further safety, if I often visit other cities/towns/countries, I will notify the Police service in the jurisdiction I am visiting, of my partner's violent behaviour and the details of his (her) court order.
- I will inform my employer _____, religious leader _____, closest friend _____, my outreach worker at the local safety network or shelter, and _____, that a court order has been issued against my partner, including all of the conditions that affect myself and my children.

Step 5: Safety on the Job and In Public: Each victim must decide if and when they will tell others that their partner can become violent and that they may be at continued risk. Friends, family and co-workers can help to protect the victim. Each victim should consider carefully which people to invite to help secure her safety. A victim could do some or all of the following:

- I can inform my boss, the security supervisor, and _____
_____ (secretary, co-workers, etc.), at work of my situation.
- I can ask _____ to help screen my telephone calls at work. I can also make use of telephone voice messaging to screen my calls.

- When leaving work, I can walk from the building _____ (accompanied by security, co-workers, friends) to ensure my safety.
- If problems occur while I am driving home, I can _____ (use my cellular telephone, in-car telephone, personal sound-alarm; honk my horn continuously, drive directly to a well-lit public place that is open and heavily populated, drive directly to the local Police service/OPP detachment for assistance).
- If I use public transit, I can _____ (sit close to the front by the driver; arrange to have someone meet me at my bus stop and walk me home; once I arrive home, call a friend or relative to let them know I arrived safely).
- I can use different grocery stores and shopping malls to conduct my business and shop at hours that are different from those I used when living with my partner.
- I can also _____.

Step 6: Safety and Drug or Alcohol Consumption: Most people in our culture consume alcohol. Many consume mood-altering drugs. Much of this consumption is legal and some is not. The legal outcomes of using illegal drugs can be very hard on a victim, may hurt relationships with the victim's children, and put the victim at a disadvantage in other legal actions with the abusive partner. Therefore, victims should carefully consider the potential cost of the use of illegal drugs. But beyond this, the use of any alcohol and other drugs can reduce a victim's awareness and ability to act quickly to protect both the victim and the victim's children from the batterer. Furthermore, the use of alcohol or other drugs by the abuser may give the abuser an excuse to use violence. Therefore, in the context of drug or alcohol consumption, a victim needs to make specific plans. They may include some or all of the following:

- If I am going to consume, I can do so in a safe place and with people who understand the risk of violence and are committed to my safety.
- I can also (call a friend, call alcoholics anonymous sponsor, etc.) _____.
- If my partner is consuming, I can (leave with the children, call a friend, call a friend of my partner's) _____.
- To safeguard my children, I can (remove them from the scene where my partner is consuming) _____.

Step 7: Safety and My Emotional Health. The experience of being abused and/or verbally degraded by partners is usually exhausting and emotional draining. The process of building a new life for yourself takes much courage and incredible energy. Here are some things a person can do to conserve emotional energy and resources, and to avoid hard emotional times:

- If I feel down and ready to return to a potentially abusive situation, I can (call a friend, relative or shelter worker for support) or, _____.
- When I have to communicate with my partner in person or by telephone, I can (advise him I am recording what he is telling me and then I will do so, I will arrange to have a trusted friend or close adult relative present during these meetings/communications, or make arrangements for all communication to go through a lawyer or another unbiased third party) or _____.
- I can use “I can ...” statements with myself and be assertive with others.
- I can tell myself, “I’m in charge of my life and confident in my decision-making abilities or (other positive statements about my abilities) _____” when I feel others are trying to control or abuse me.
- I can read (my spiritual teachings, poetry, self-help resources) or _____ to help me feel stronger.
- I can call (names of friends, family, other support people) _____ to be of support to me.
- Other things I can do to help me feel stronger are _____.
- I can attend workshops and support groups offered through the church, community resource centre, women’s shelter or women’s resource centre or Health Unit located at _____ to gain support and strengthen my relationships with other people.

Step 8: Items To Take With Me When Leaving: When victims leave partners, it is important to take certain items with them. Beyond this, victims sometimes give an extra copy of papers and an extra set of clothing to a friend, just in case the victim has to leave quickly. Items with asterisks on the following list are the most important to take, but are not in order of priority. If there is time, the other items might be taken or stored outside the home. Items to take when leaving should be placed ahead of time in one location so that they can be grabbed quickly if one has to leave quickly. Items to take:

1. My Identification (birth certificate, driver's licence, passport, etc.) *
2. Children's birth certificates *
3. Social Insurance Cards *
4. My partner's Social Insurance Number *
5. My health card *
6. My children's health cards *
7. School and vaccination records *
8. Money *
9. Cheque book, ATM card *
10. Credit cards *
11. Bank books *
12. Keys – house, car, office *
13. Medications / prescriptions *
14. Custody Orders *
15. Welfare / Mother's Allowance identification *
16. Work permits *
17. Lease / Rental agreements, property deed(s) *
18. Mortgage payment documents *
19. Photographs
20. Jewelry
21. Small salable objects
22. Immigration papers *
23. Passports *
24. Divorce documentation *
25. Medical records for all family members *
26. Insurance papers
27. Address book
28. Children's favourite toys and/or blankets *
29. Items of special sentimental value
30. Vehicle ownership documents *
31. Government of Ontario Senior's Card *
32. Native Person Status Card / documentation *
33. Employment / pension documentation *

Telephone Numbers I Need to Know:

Police, Fire, Ambulance: 911, or _____

Shelter for Women: _____

Rape Crisis Line: _____

Women and Children's Crisis Line: _____

Kid's Help Phone: 1-800-668-6868. Nationwide, 24 hours, both French and English;
not just a crisis line, but to answer any question anytime.

Doctor: _____

Religious Leader: _____

Lawyer: _____

Work: _____

Work Supervisor's Home: _____

Children's School: _____

Children's Daycare: _____

Social Worker: _____

Other Important Number: _____

Contact Police Officer: _____

NOTES / OTHER PHONE NUMBERS

Children's Safety Plan

Children require a safe environment in which to live. When their home-life is a battleground involving the adults who live there, it can be traumatic and possibly dangerous. As the non-violent caregiver, you need to develop a safety and escape plan with your children. This plan provides safeguards for your children and a means for them to alert immediate emergency assistance for you. The children need to understand that the violence is not their fault, nor is it their responsibility to try to intervene in an attempt to protect you from your abusive partner.

I will provide the following for my children:

- I will set up a safe room in our home for the children to go to in the event that my partner becomes abusive. This room will be (if possible), on ground level so the children can leave through a window, if necessary.
- The safe room will have a lock on the door and a cellular/cordless phone in a location known only by the children and I, with the Police emergency number preprogrammed on a speed dial.
- The children will become familiar with the telephone and the location of the emergency speed dial key. We will practice saying, someone is hurting my mommy (or: daddy / aunt / stepmom / stepdad / etc.) just in case one of the children has to call the police.
- I will teach my children our home phone number and complete address, including directions:

- The children and I will have a predetermined code word, _____ to alert the children to go immediately to the safe room. We will have an additional code word _____ to alert the children to immediately leave our home and to run to _____, our pre-arranged emergency friend (our neighbour's house, or the corner store, or a Block Parent house, etc.) and to have an adult call the police.
- The children know the location of the emergency friend and the fastest route to get there, _____.
- The children will contact their pre-arranged emergency care-giver, (my closest friend: _____, or, their grandparents _____, or our religious leader _____, or another pre-selected responsible adult _____, immediately after the emergency friend has called the police.

- The children will go with the emergency friend to their home where I will meet them as soon as I am able.
- We have discussed the Neighbourhood Block Parent Program. The children are familiar with the Block Parent red-and-white sign and when they see it in the window of a house or a store, they know it is a safe place where adults will be present and willing to help.

Referrals and Safety Plan – Not to be Disclosed

1. Do you have a personal safety plan in place to help protect you and your family in the event of a problem with your partner? If not, you may want to contact your local police service, women's shelter, or community agency.

2. Are the local police, your neighbours, your employer, and your children's school aware of any potential for problems?

3. Have you consulted a lawyer, or obtained a custody order or a restraining order?

4. Please provide a telephone number and address where you can be reached (home and work).

5. Please provide a telephone number and address of a friend or relative (home and work) who will know your whereabouts.



COMMUNITY CONNECTION

Get Help—Give Help—Dial 2.1.1

You have been waiting....and it has finally arrived!
211 is here.

The Support Network and 211 partners are pleased to announce the arrival of 211... During the months of June to September, we will be introducing 211 to community service organizations for our testing phase and we want you to be a part of it. Encourage your staff, your clients and your volunteers to call 211 for information on community services and resources.

In October, Edmonton & Calgary will be holding the official launch of 211 to the general public. With this new initiative, finding community services and resources are right at your finger tips.

THE 211 ADVANTAGE

Have you ever wondered how to find community service when you or someone you know needs help?

When you want to reach out and help by volunteering or donating, where do you turn?

Now there's help as close as your telephone and as easy as dialing 2-1-1.

- **211** is an easy to remember 3 digit telephone number that connects you to human services, community programs, and volunteer information.
- **211** services are free, and calls are confidential.
- **211** is an important first step in preventing problems from escalating and it is always there needed – 24 hours a day, 7 days a week.
- **211** Information and Referral Specialists are trained to assist callers in a professional and courteous manner.
- **211** services are available outside of the City of Edmonton by dialing 482-INFO (4636).
- **211** is a joint community initiative of The Support Network, The City of Edmonton, The Government of Alberta – Children's Services and the United Way of The Alberta Capital Region.

For more information please contact Nancy Douglas at 482-0198





FAQs

What is 211?

211 is an easy to remember telephone number that connects people to a full range of non-emergency social, health and government services in the community. Twenty four hours a day, seven days a week, Certified Information and Referral Specialists answer 211 calls, assess the needs of each caller, and link them to the best available information and services.

Is 211 new?

211 started in 1997 in Atlanta, Georgia. As of January 2004, 70 million Americans in 24 states have access to 211. In Canada 211 Toronto was launched in 2002. Edmonton and Calgary will be the next on board to launch 211 in October 2004. Vancouver, Winnipeg, Thunder Bay, Windsor, Simcoe County, York Region, Kingston, Ottawa and Halifax are currently planning to implement a 211 service.

Why should I use 211?

Over the past few decades, the number of health and social service organizations has mushroomed, over and above what is provided by governments. Lack of services is often not the problem; it is knowing what services exist, which are best suited to the situation and how to access them. 211 can help by pointing you in the right direction to the right program that suits you. **Examples of 211 calls could be;**

- A son seeking transportation for ageing parents
- A laid-off employee wanting to find out about employment insurance
- A teenager attempting to deal with school or social issues
- Someone looking to volunteer to help with children's literacy
- A family searching for child-care services in their community
- A concerned neighbor trying to help a friend in an abusive situation
- A single parent facing eviction that doesn't know where to turn for help
- A mom asking how to enroll her daughter into soccer
- A recent immigrant seeking assistance with language programs
- A homeless person seeking a place to get out of the cold
- A senior citizen looking for transportation to appointments
- Someone looking to donate their time, goods or money.

How is 211 different from 411 or 911?

211 is an easy to remember telephone number that connects people to a full range of non-emergency social, health and government services in the community. 411 is access to telephone directory listings. 911 is an emergency number only for medical, fire and police emergencies.

What are the hours of operation?

211 is available 24 hours a day, 7 days a week, 365 days a year.

When is it available to the general public?

211 will be available to the general public in October 2004.

Why is it only available in the City of Edmonton?

211 is available only within the city limits of Edmonton because of funding limitations. We are hoping that the general public will embrace this service and advocate for it in their regions and all across the province.

Who answers the calls?

Each 211 call center must submit to a rigorous, multi-year accreditation process. Certified Information and Referral Specialists are your direct point of access on all 211 calls. They have training in information referral, crisis intervention and have access to information on hundreds of services in the community.

What happens if I dial 211 and it doesn't work?

The 211 service will be available within the City of Edmonton only. In order to ensure broad caller service 482-INFO will connect callers where 211 is unavailable or if the caller is having difficulties.

How does 211 in Edmonton relate to 211 in other cities?

The project is a joint initiative with Information and Referral organizations, United Ways-Centraides and other partners in Canada. Visit www.211.ca for links to other 211 centres.

Who are the partners in Edmonton and what are their roles?

211 in Edmonton is a joint initiative of The Support Network, the City of Edmonton, the Government of Alberta and the United Way of Alberta Capital Region. The Support Network is the organization that is accredited to deliver the 211 service. As a Crisis and Information Centre, The Support Network has delivered this type of service for over 40 years. The City of Edmonton, the Government of Alberta and United Way of Alberta Capital Region were instrumental in making 211 happen in our region, providing support and funding to attain its endorsement by the City of Edmonton in 2004.

How can I get more information?

For information in Edmonton, please contact:

Nancy Douglas
211 Supervisor
The Support Network
#301 11456 Jasper Avenue
Edmonton Alberta T5K 0M1
(780) 482-0198

For all other information please go to www.211.ca.



COMMUNITY CONNECTION

Know the Facts

What is 211?

211 is an easy to remember telephone number that connects people to a full range of non-emergency social, health and government services in the community. Twenty four hours a day, seven days a week, Certified Information and Referral Specialists answer 211 calls, assess the needs of each caller, and link them to the best available information and services.

Why use 211?

Over the past few decades, the number of health and social service organizations has mushroomed, over and above what is provided by governments. Lack of services is often not the problem, it is knowing what services exist, which are best suited to the situation and how to access them. Whether you are a senior seeking home care, a victim of violence needing help, a recent immigrant seeking language training or a single parent facing eviction, 211 can help by pointing you in the right direction.

Why 211 works

Single access point. 211 provides a single access point to a community's full range of social, health and government services, reducing confusion and frustration for the caller

Targeted help. 211 Information and Referral Specialists are trained to seek out necessary information, assess the situation and find the organization and service that is best suited to provide help.

A personal touch. 211 lets people talk to people. Callers can explain their situation in their own words and get the help they need on their own terms.

Around the clock access. 211 is available 24 hours a day, seven days a week because often we need help outside of usual office hours.

Confidential. 211 offers a non-judgmental environment and provides confidential access to information

Free. 211 is accessible at no cost to callers.

Who benefits from 211?

People of all ages, backgrounds and needs benefit from 211. Callers can get help with day-to-day needs as well as in coping with distressful situations before they escalate into crisis. 211 call examples:

- A son seeking transportation for his ageing parents
- A laid-off employee wanting to find out about employment insurance
- A teenager attempting to deal with school or social issues
- Someone looking to volunteer to help with children's literacy
- A family searching for child-care services in their community
- A concerned neighbor trying to help a friend in an abusive situation
- A single parent facing eviction that doesn't know where to turn for help
- A mom asking how to enroll her daughter into soccer
- A recent immigrant seeking assistance with language programs
- A homeless person seeking a place to get out of the cold
- A senior citizen looking for transportation to appointments
- Someone looking to donate time, goods and/or money.

Service organizations benefit from 211 because it links their services with people who need them.

Volunteers benefit from 211 because it connects people who want to help the community with opportunities to donate time and/or goods or money.

Society benefits from 211 as it creates an integrated social infrastructure that supports people in times of personal difficulty and community crises. This integrated system can also provide a clearer picture of community needs across the country.

For more information on 211

Call Nancy Douglas at The Support Network
Phone: (780) 482-0198

Reminders for Domestic Violence Work with Children

Lydia D. Walker

1. **Consistency:** Consistency is the most healing thing that can be provided to kids who have been living in homes with domestic violence. A routine and consistent schedule is something even small projects without specific children's workers can provide. Trained volunteers come only once a week? Fine--just make sure they come on the same day and at the same time.
2. **Training for All Workers:** One of the ways that children are denigrated is the assumption that working with children is "just playing" and work with children isn't hard or important. Every worker who comes into your building, even if it's the book-keeper who comes once a month, should know all about domestic violence including basics about talking with kids, recognizing signs of physical and sexual abuse. A child might talk to anyone. Anyone might observe behaviour that is significant. Every worker and every volunteer represents your project and should be able to properly speak about domestic violence. Review and brush up on working with battered women and children at least every two years.
3. **DV Talk With Young Children Should be Very Short:** When young children (eight and under) talk about their feelings or about witnessing domestic violence, acknowledge their experience, perhaps reflect one other feeling, then move on to positive statements. Young children can be harmed and traumatized by being asked to talk about/think about harsh and frightening events. If Billy, age 6, says he gets mad when his dad hits his mom, a correct worker response could be "yes, and that can be scary too. Can you tell me something that makes you feel happy? Can you tell me something that makes you feel safe?" It would be an error for the worker to begin to ask Billy about details of what he saw, how often he saw things like this, has he seen other violence. Billy may talk about these things later when he's ready, but should not be pressed.
4. **Avoid Saying Things Demanding A Response:** Instead of asking "Are you worried about school?" use "sometimes" statements: "Sometimes kids worry when they start a new school." You can also use yourself: "I was always nervous on my first day at a new school." These kinds of comments not only invite children to talk rather than demand a response, but also can assure children even if they don't feel like talking.
5. **Use Specific Praise:** Avoid vague praise when talking to children. Instead of saying "You're playing so nice," say "I really like the way you're sharing the cars with Sarah;" instead of saying "What a pretty picture," say "I really like how you drew a face on the sun." When you use specific praise, children really know you're paying attention and also learn exactly what you think is good about their actions.

Children's Services Referral Form

Children's Services Referral Form

The following form will be completed and faxed to the appropriate Children's Services Agency by officers attending any scene where children are in the home and may be at risk. (i.e.: domestic violence, drug raids)

OFFICERS MUST INFORM THE PARENT / GUARDIAN THIS REFERRAL WILL BE MADE.

OFFICERS ENCOUNTERING CHILDREN IN NEED OF PROTECTION WILL COMPLY WITH THE *CHILD, YOUTH AND FAMILY ENHANCEMENT ACT*.

POLICE INCIDENT # _____ Date _____

NAME OF OFFICER (s) _____ ID # _____
_____ ID # _____

CHILD(REN) INFORMATION

Name	Address	D.O.B	Sex (m/f)
_____	_____	_____	_____
_____	_____	_____	_____
_____	_____	_____	_____
_____	_____	_____	_____

PARENT / GUARDIAN INFORMATION

Name _____	Name _____
Address _____	Address _____
Phone (H) _____ Phone (W) _____	Phone (H) _____ Phone (W) _____
D.O.B. _____	D.O.B. _____
Relationship / Role _____	Relationship / Role _____

NARRATIVE DETAILS – INDICATE REASON FOR CONCERN AS TO WELL BEING OF CHILD(REN) AND WHERE THEY WERE PHYSICALLY LOCATED DURING THE INCIDENT.

PLEASE FAX TO CHILDREN'S SERVICES



How Can Safe Visitation Services Support You? Information Sheet

The need for safe visitation was identified during the 2004 Alberta Roundtable on Family Violence and Bullying, a public consultation process that focused on finding solutions to prevent family violence and bullying.¹

The safety of children and families continues to be a top priority of the Government of Alberta.

Get Help

If you or someone you know is in immediate danger, phone 911.

For help in your community or for more information, phone the 24-hour Family Violence Info Line at **310-1818**, toll-free in Alberta, or visit **www.familyviolence.gov.ab.ca**.

Alberta Children's Services is proud to lead Alberta's Prevention of Family Violence and Bullying Initiative.

Family violence, separation and children

Children need contact with their parents, but what if there has been violence?

Research has shown that it is important for children to have safe and positive contact with both their parents. But when there has been family violence between parents and the parents are separated, visits can be stressful. You may want additional support to provide a positive experience for your children's visits with their non-custodial parent during this stressful time.

Safe visitation services may be able to help

The Alberta Government's Safe Visitation Initiative helps protect children and families in situations where there is a high risk of family violence between parents. Safe visitation provides an opportunity for children to visit with non-custodial parents in a safe and secure environment. Safe visitation services are provided by trained staff to help ensure children have a positive experience visiting with their parent.

You may be eligible for safe visitation services if...

- There has been and continues to be family violence between separated adults, and
- You are concerned that the children (or someone else) could be harmed without specialized supervision.
- You have discussed your concerns with Children's Services.
- You would like your child to have safe contact with the other parent, your child wishes to visit the other parent, or a court has ordered that a child must have the opportunity to visit the other parent.

What does the safe visitation service do?

- A caseworker from a Child and Family Services Authority (CFSA) or Delegated First Nations Agency (DFNA) may meet with you and help to assess the risk in your situation.
- The caseworker will connect you with trained staff from the safe visitation agency.
- The agency staff will meet with you and the other parent separately to develop safety measures that include no contact between the adults, allowing both parents to focus on the best interests of the child.
- The visit will take place outside of the parental homes in the community.
- The visit will be monitored and supported to enable your child to have a positive experience.



- Before and after the visit, the agency staff can assist you and other family members to access services, such as specialized counselling and parenting support.

If your situation does not require safe visitation services, the caseworker will connect you with other sources of help in the community.

Where is safe visitation available?

Safe visitation is being piloted in five sites:

- Calgary – YWCA Sheriff King
- Edmonton – YWCA Edmonton
- Grande Prairie – PACE
- Lethbridge – YWCA Lethbridge and District
- Red Deer – Central Alberta Women's Outreach Society (CAWOS)

Is there a cost? Do you need a court order?

There is no cost for families to access services from a safe visitation pilot site, and a court order is not necessary for a referral.

Find out more

Contact the CFSA in one of the following locations:

Calgary: (403) 297-2995

Edmonton: (780) 644-8386

Grande Prairie: (780) 538-5102

Lethbridge: (403) 381-5500

Red Deer: (403) 340-5400

Safe visitation services are an initiative by the Alberta government to support families impacted by family violence. The services have been designed based on information from other safe visitation programs and services from across North America.

Safe visitation sites are located in five communities where local organizations work together to respond to family violence, and where there is a domestic violence court. Experience from these five communities will assist in determining the need for safe visitation services in other areas of the province.

Information Sheet on Sworn Videotaped Statements in Domestic Violence Occurrences

Introduction

Sworn videotaped statements can be a valuable tool to support the effective investigation and prosecution of offences against victims of domestic violence. This overview provides police officers with information on when they should consider taking a sworn videotaped statement, and the procedures that are involved.

Admissibility of a Sworn Videotaped Statement (SVS)

The court must find that the videotaped statement is necessary and reliable before admitting it. Generally, to be admissible, a sworn videotaped statement should be taken in accordance with the following principles:

- the statement is made under oath/affirmation;
- the statement is made voluntarily and with informed consent;
- the witness is warned or cautioned, prior to making the statement, that prosecution may be initiated for any falsehood; and
- the statement is videotaped in its entirety.

What are the Benefits of Using Sworn Videotaped Statements in Domestic Violence Cases?

In domestic violence occurrences, the benefits of taking a sworn videotaped statement may include the following:

- providing a true-to-life account of the emotional/physical trauma experienced by the victim that may be shown in court;
- providing the Crown and court with the best evidence that may be available;
- the SVS may assist with the early resolution of the case;
- responding to the enormous pressures on victims in abusive relationships; and
- increasing the likelihood of a successful prosecution in the case.

When Should an SVS Be Taken?

Whenever appropriate and practicable, officers should consider obtaining a sworn videotaped statement from the victim in accordance with the principles for admissibility.

Officers must be sensitive to the victim's concerns/needs in order to reduce the likelihood of secondary victimization. The decision to obtain a sworn videotaped statement may be effected by the following factors:

- the potential reaction by the victim to the request, and the implications for the
- continued investigation of the occurrence;
- the most appropriate time for requesting and obtaining a sworn videotaped
- statement;
- generally speaking the sooner the statement can be taken the better; and/ or
- specific concerns of the victim which may need to be addressed (e.g. childcare,
- medical, travel or employment arrangements).

How Should an SVS Be Obtained?

Explanation to Victim/Witness

Prior to requesting that the victim attend the station, and immediately before taking an SVS, officers should explain the importance of providing a sworn videotaped statement. Officers should prepare the victim in a sensitive manner, and in doing so, may wish to stress the importance of the following:

- taking sworn videotaped statements in serious criminal offences is routine;
- the caution does not mean that police disbelieve or doubt the victim/witness, but rather, is read to stress the seriousness of the matter and the importance of telling the truth;
- the victim may still be required to provide testimony at court; and
- defense counsel will be provided a copy of the videotaped statement.

Request & Informed Consent

- Officers should request, rather than compel, the victim to attend the station.
- The statement's admissibility depends on the informed consent and voluntary participation of the victim.
- Victims should complete a consent form, which includes information on the interview, caution and oath.

Preamble to Videotaped Statement

On the record, and before commencing the statement, the officer should attempt to ensure that:

- the date, time, and place of the interview are stated;
- the participants are identified (officer(s); witness; and, if in attendance, the Commissioner of Oaths);
- a brief description of the nature/circumstances of the offence is provided;
- the victim/witness is cautioned and swears/ affirms the oath; and
- any relevant documentation/exhibits are identified and signed by the victim.

In the event that one, or more, of these conditions are not met the statement should still be provided to the Crown.

Swearing/ Affirming the Oath

- Where a Commissioner of Oaths is available, he/she should swear the witness.
- Commissioners should be as neutral as the circumstances allow.

Equipment & Evidential Issues

Ideally, where a sworn videotaped statement is taken, the following should be done:

- the time and date are recorded on the videotape;
- the faces of all participants are visible;
- the tape runs continuously throughout the duration of the statement; and
- a summary of the statement's contents should accompany the videotape for the Crown to review.

Sample Caution

This statement will be taken under oath, solemn affirmation or solemn declaration and will be videotaped.

(Victim/Witness name), as you are aware we are investigating an allegation of (state nature of offence) that took place on (date). As part of our investigation, we would like to interview you on videotape and under oath, and that is why we have asked you come here today.

Your statement is an important part of the police investigation. You should understand that it is a serious criminal offence to make a false statement to the police. If you make a false statement you can be charged with a number of serious criminal offences, including perjury and obstruction of justice. You must understand that your statement might be used against you if you are charged with one of these offences. Lastly, it is important that you understand the statement you provide may also be used at trial for the incident being discussed here today.

Are you voluntarily providing this statement today on video?

Do you understand this caution? If yes, can you explain it to me in your own words?

The victim/witness should then swear oath/affirmation on video.

Domestic History Questionnaire

Some important reminders in completing this form:

- This form is a generic collection of questions that capture well-recognized lethality indicators. The form itself will continue to be revised.
- Risk assessment is not an exact science - the major purpose of the exercise is to help victims and their support system and services identify the extent of perpetrator risk and engage in appropriate safety planning.
- This form is not a risk assessment tool. It is an information-gathering tool. Once the information is gathered, it will provide a factual context so that decisions about risk assessment can be made. The answers given in this form may assist in completing other risk assessment tools.
- Dangerousness is situational. High risk cases need to be immediately red-flagged with other professionals who are involved with the victim - most importantly the information gathered needs to be filed, flagged, and cross-referenced so future professionals who become involved, such as police officers and Crown Attorneys, know that the risk assessment exists and can be accessed.
- Disclosure of abuse often takes time and may require a trusting relationship - be prepared for the reality that the first version of this form may change over time with more disclosures of abuse and more details about these incidents, particularly in areas related to sexual abuse and traumatic memories. Incomplete information should not be held against victims at a future time.
- It is important to be aware of cultural considerations. Cultural interpreters and American Sign Language interpreters and/or other appropriate supports may be required. Explain the interviewing process thoroughly, including the various steps assuring the interviewee that they are not in trouble. Attempt to decrease the level of shame that may be experienced. When interviewing in a same-sex partner situation, biases should be left at the door and all questions should be thoroughly explored as in a heterosexual situation. Be aware of LGBT (lesbian, gay, bi, and trans) services in the community for appropriate referrals.
- It is extremely important to document and capture information in as much detail as possible from the victim. Please use quotation marks for direct quotes.

Helpful references in this area include the following:

Neil Websdale, (2000) *Lethality Assessment Tools: A Critical Analysis*. Violence Against Women Online Resources (www.vaw.umn.edu/Vawnet/lethality.htm).

Joint Committee on Domestic Violence. (1999). *Working Towards a Seamless Community and Justice Response to Domestic Violence: A Five Year Plan for Ontario*. Toronto: Attorney General of Ontario.

Jacquelyn Campbell, (1995). Prediction of Homicide of and by Battered Women. In *Assessing Dangerousness: Violence by Sexual Offenders, Batterers and Child Abusers*, pp. 96–113. Thousand Oaks, CA: Sage.

Holly Johnson, (1996). *Dangerous Domains: Violence Against Women in Canada*. Toronto: Nelson Canada.

OTHER:

[illegible]

2. To the best of your knowledge, has your partner assaulted or been abusive to any other person (e.g. socially, to co-workers or strangers)? Please explain.

3. To the best of your knowledge, has your partner assaulted or been emotionally or sexually abusive with any previous spouse(s)/intimate partner(s), family members, or children from another relationship? Please describe. How did you acquire this information?

YOUR CHILDREN

4. How old are your children/stepchildren? Which children are from this relationship? Were any children present during this incident? Did they witness the incident? Were they directly involved in this incident? Have they been present for any prior incidents? Have the children ever seen you being hit before this incident occurred?

5. Have your children/stepchildren been assaulted, and/or have they experienced emotional or sexual abuse by your partner? How do they feel about your partner?

YOUR PARTNER

STRESS

6. Is your partner experiencing an unusual degree of stress (family, financial, immigration, racism, homophobia, disability, work-related, medical, etc.)? How is your partner coping?

ISOLATION

7. Does your partner have friends, family, or outside agencies for support? Please list these persons. Do you think your partner's support system, if any, helps or hinders your partner's abusive behavior? Is your partner isolated from others?

CHILDREN

8. Has your partner ever removed children from your care? Has your partner ever not returned children when required to do so? Has your partner attempted or threatened to do so? Is your partner using the children to control or influence you? Do you fear for the safety of your children in the presence of your partner?

DRUGS AND ALCOHOL

9. Does your partner use drugs or alcohol? How much and how often does your partner drink? Is your partner drunk every day or almost every day? What type of drugs are used and how frequently are they used? Is your partner addicted to any drugs, and if so, what drugs?

MENTAL HEALTH

10. Is your partner under care for any mental health issues, or has your partner been under such care in the past? If so, for what? Does your partner suffer from any delusions, paranoia or depression? Explain.

11. Is your partner on any prescription medication? Please describe all prescription medications. Is your partner taking such medication as prescribed?

12. Has your partner ever participated in any treatment programs for alcohol/substance abuse or mental health issues? Has your partner ever refused to participate in such programs?

COUNSELLING

13. Has your partner ever participated or received counselling in a program designed to deal with domestic violence? Please describe. What was your partner's attitude about taking the program? Did your partner benefit from the program?

COURT ORDERS

14. Has your partner ever failed to obey any past family or criminal court order (e.g., breach of restraining order, breach of bail condition, breach of probation, breach of parole)? Explain.

FIREARMS/WEAPONS

18. In the past, has your partner owned or had access to any firearms or other weapons? If so, please describe the firearms/weapons and indicate whether they belonged to your partner or someone else.

19. Does your partner currently own or have access to any firearms or other weapons? If so, please describe these firearms/weapons, where they are presently located, and whether they are properly stored.

20. Has your partner ever possessed a firearms licence or FAC (Firearms Acquisition Certificate)? Does your partner currently possess one? Where does your partner keep his/her firearms documentation?

21. Is your partner currently prohibited from possessing firearms? Has your partner ever been prohibited from possessing firearms? When and where did the prohibition order get made? When did it start, and if over, when did it end? Why was the prohibition order made?

22. Is your partner familiar with the use of firearms or other weapons? Has your partner received any previous training (e.g. military, law enforcement)? Does your partner belong to any shooting clubs or ranges? Has your partner expressed an obsession or fascination with firearms or other weapons? Does your partner subscribe to or read any firearms or para-military publications?

23. Has your partner ever used, or threatened to use, firearms or other weapons on other occasions in the past? Explain.

SEPARATION

24. Have you ever separated or discussed separation with your partner? If so when? How is your partner reacting (e.g. aggressive, threatening, jealous, depressed, etc.)? Do you have any concerns for your safety?

CONTROLLING BEHAVIOURS

25. How does your partner behave with you? Please circle your answers.

- Is your partner obsessed, jealous, or controlling with you? Yes / No
- Has your partner ever confined you, or prevented you from using the telephone, leaving the house, going to work, or contacting family or friends? Yes / No
- Does he/she control most or all of your daily activities? Yes / No
- Does he/she tell you how much money you can use or when you can take the car? Yes / No
- Does your partner withhold medical care or support? Yes / No
- Are you dependent on your partner for attendant care or other daily needs? Yes / No
- Are you sponsored by your partner or your partner's family? Yes / No
- Does he/she control your immigration documents? Yes / No
- Has your partner threatened to "out" you to friends, co-workers, or family? Yes / No
- Has your partner ever isolated you, intimidated you, or belittled you? Yes / No

If you answered yes to any of these questions, please provide details.

26. To the best of your knowledge, has your partner displayed any of the behaviours listed in Question # 25 in previous relationships? How are you aware of this information?

THREATS TO HARM

27. Has your partner ever threatened to kill you or harm you? In these threats, have there been specific details of a plan or method (e.g. a specific weapon or dangerous act)? Has your partner ever attempted to act on such threats?

28. Has your partner ever threatened to kill or harm other family members, children, friends, or helping professionals? In these threats, have there been specific details of a plan or method (e.g., a specific weapon or dangerous act)? Has your partner ever attempted to act on such threats?

29. Has your partner ever threatened or tried to commit suicide? If so, when? In these threats, have there been specific details of a plan or method (e.g., a specific weapon or dangerous act)?

STALKING BEHAVIOURS

30. Has your partner engaged in any of the following behaviours with you in the past? Please circle your answers.

- Harassing phone calls or other communications to you, your friends, or family? Yes / No
- Watching, photographing, or video taping? Yes / No
- Letter writing? Yes / No
- Leaving notes? Yes / No
- Frequenting your workplace? Yes / No
- Following? Yes / No
- Contacting you through third parties? Yes / No

If yes, when did they occur, and under what circumstances? Did any of these behaviors result in face-to-face contact?

[illegible]

VICTIM'S FEARS AND CONCERNS

33. Do you believe your partner is capable of severely injuring or killing you (or your family or anyone else)? Do you believe your partner is capable of committing suicide? Do you have any fears for your safety, or the safety of others? What are your fears, and why?

If you are not aware of support services which may assist you with information, counselling, emergency shelter, and accommodation, please ask the interviewer who will assist you.

If circumstances have changed, or if you think of additional, relevant information, please immediately notify the interview, to update the information on this form.

Date: _____

Victim's Signature: _____

Witness's Signature: _____

SPOUSAL VIOLENCE INVESTIGATION

Initial ☐ Follow-up ☐

OFF CODES	REP	CBC	CBO	UNF

Case File Number
Master File Number
Cross Reference

Occurrence Type	Occurrence Date From / To	Occurrence Time From / To
Occurrence Location	Investigation Date From / To	Investigation Time From / To

Relationship to Suspect / Accused / Other

☐ Married ☐ Divorced ☐ Same-Sex Couple ☐ Length of Relationship _____
☐ Common-law ☐ Separated ☐ Dating ☐ Length of Separation _____

Injuries / Medical Treatment

Visible Injuries Sustained by All Parties:	Male	Female	Both	Describe Injuries (include part of body injured and appearance) in the body of your report
Death				
Major Physical				
Minor Physical				
None				

☐ Evidence of Choking / Strangulation ☐ Transported To Hospital By Police ☐ Transported by Ambulance

Name of Responding EMS Member	Name of Attending Physician
-------------------------------	-----------------------------

Weapons Involved

☐ Physical Force ☐ Firearm ☐ FAC ☐ Yes ☐ No ☐ Ammunition
☐ Threats Only, No Weapon ☐ Access ☐ Yes ☐ No ☐ U/K ☐ Access ☐ Yes ☐ No ☐ U/K
☐ Knife or other Piercing / Cutting Instrument ☐ Seized ☐ Yes ☐ No ☐ U/K ☐ Seized ☐ Yes ☐ No ☐ U/K
☐ Club or Blunt Instrument (specify) (specify)
☐ Other (Specify)

Action

☐ Victim / Children to a Shelter ☐ Domestic Violence Pamphlet Supplied
☐ Other Accommodation ☐ Victim Services Information Supplied

Children

☐ No Children Under 18 ☐ Children Present ☐ Directly Involved ☐ Aware of Previous Domestic Violence
☐ Children Not Present ☐ Eye Witness ☐ Overheard

Name of Child	Date of Birth	Not Present	Directly Involved	Overheard	Eye Witness

<input type="checkbox"/> CARRT Notified	Name of CARRT Member(s) Notified
<input type="checkbox"/> CARRT Responded	Name of CARRT Member(s) Responded
<input type="checkbox"/> Children's Services Notified	Name of Children's Services Member(s) Notified
<input type="checkbox"/> Children's Services Responded	Name of Children's Services Member(s) Responded

Victim Services <input type="checkbox"/> Notified <input type="checkbox"/> Responded		Copy of Report Sent To: <input type="checkbox"/> Children's Services <input type="checkbox"/> Victim Services <input type="checkbox"/> Child Protection Section <input type="checkbox"/> Sexual Assault Section						
Evidence / Weapons							Photographs	
Statements	Written	Video	KGB	Audio	Verbal	None	<input type="checkbox"/> Victim <input type="checkbox"/> Accused / Suspect <input type="checkbox"/> Scene <input type="checkbox"/> Referred to Ident <input type="checkbox"/> Polaroid <input type="checkbox"/> By Hospital <input type="checkbox"/> By Victim <input type="checkbox"/> Other _____	
Victim(s)	<input type="checkbox"/>	<input type="checkbox"/>	<input type="checkbox"/>	<input type="checkbox"/>	<input type="checkbox"/>	<input type="checkbox"/>		
Children	<input type="checkbox"/>	<input type="checkbox"/>	N/A	<input type="checkbox"/>	<input type="checkbox"/>	<input type="checkbox"/>		
Caller	<input type="checkbox"/>	<input type="checkbox"/>	<input type="checkbox"/>	<input type="checkbox"/>	<input type="checkbox"/>	<input type="checkbox"/>		
Witness(s)	<input type="checkbox"/>	<input type="checkbox"/>	<input type="checkbox"/>	<input type="checkbox"/>	<input type="checkbox"/>	<input type="checkbox"/>		
Accused / Suspect	<input type="checkbox"/>	<input type="checkbox"/>	N/A	<input type="checkbox"/>	<input type="checkbox"/>	<input type="checkbox"/>		
<input type="checkbox"/> 911 Tape Requested		<input type="checkbox"/> Other Video Evidence		<input type="checkbox"/> Scene Diagram				
History								
Criminal Record			<input type="checkbox"/> Yes (Attach) <input type="checkbox"/> No		Outstanding Charges <input type="checkbox"/> No <input type="checkbox"/> Yes (specify)			
CPIC Check (Year / Month / Day): _____			<input type="checkbox"/> Yes (Attach) <input type="checkbox"/> Not on File					
Previous Domestic Violence Repeat Offender			<input type="checkbox"/> Yes (Attach) <input type="checkbox"/> No					
Breach of Any Court Orders			<input type="checkbox"/> Yes (Attach) <input type="checkbox"/> No					
Outstanding Releases / Orders (If charged, attach copy)								
Recognizance / Undertaking			<input type="checkbox"/> Yes		Conditional Sentence <input type="checkbox"/> Yes			
Probation			<input type="checkbox"/> Yes		EPO <input type="checkbox"/> Yes			
Parole			<input type="checkbox"/> Yes		Other (Specify)			
Peace Bond			<input type="checkbox"/> Yes					
Previous Domestic EPS Involvement <input type="checkbox"/> Yes (List file numbers and dates in body of report)								
Vulnerability Factors to Consider								
<input type="checkbox"/> Pregnancy			<input type="checkbox"/> Immigration status			<input type="checkbox"/> Likelihood of retaliation for reporting		
<input type="checkbox"/> Children			<input type="checkbox"/> Disability/medical problems			<input type="checkbox"/> Addictions		
<input type="checkbox"/> Lack of Access to Telephone			<input type="checkbox"/> Financial dependency			<input type="checkbox"/> Pregnant		
<input type="checkbox"/> Isolation Social/physical			<input type="checkbox"/> Language/cultural					
Risk Indicators to Consider (Check Applicable Boxes)								
Any one of these factors renders the victim at higher risk.								
1	Threats: has the accused ever threatened to kill or maim the victim, friends, and family?							<input type="checkbox"/>
2	Homicidal Tendencies: Does the victim believe that the accused/suspect could actually kill them?							<input type="checkbox"/>
3	Suicidal Tendencies: Has the accused/suspect ever threatened or attempted suicide?							<input type="checkbox"/>
4	Mental health: does the accused/suspect have a history of mental health problems or depression? Does he/she currently exhibit irrational or bizarre behaviour?							<input type="checkbox"/> <input type="checkbox"/>
5	Choking/Strangulation: Has the accused/suspect ever choked/strangled the victim?							<input type="checkbox"/>
6	Biting: Has the accused/suspect ever bitten the victim?							<input type="checkbox"/>
7	Hostage taking: Has the accused/suspect ever detained the victim against their will?							<input type="checkbox"/>
8	Breach of Court Orders: Has the accused/suspect breached current or prior protective/restraining orders?							<input type="checkbox"/>
9	Use of weapons: Has the accused ever threatened/assaulted the victim with a weapon? If so does he/she have current access weapons?							<input type="checkbox"/> <input type="checkbox"/>
10	Stalking: Is there current or historical incidence of; harassing phone calls, watching, following, frequenting the victim's work place, sending repeated unwanted letters or gifts?							<input type="checkbox"/>
11	Cruelty to Animals: Has the accused ever tortured or killed a pet or threatened to?							<input type="checkbox"/>

Additional Risk Indicators to Consider (Check Applicable Boxes)

1	Major life stressors: e.g. Recent job/financial loss, denial of child custody/access, commencement or finalization of divorce.		<input type="checkbox"/>
2	Recent or Impending Separation		<input type="checkbox"/>
3.	Prior unreported assaults		<input type="checkbox"/>
4.	Escalation in frequency or severity of abuse		<input type="checkbox"/>
5.	Addictions: accused has ongoing drug, alcohol, and gambling problems.		<input type="checkbox"/>
6.	Obsessive control/jealousy by the accused/suspect		<input type="checkbox"/>
Report Forwarded By <input type="checkbox"/> Email <input type="checkbox"/> Fax Mailed to <input type="checkbox"/> SUI <input type="checkbox"/> EAIT			
Investigator: _____		Signature _____	
Reg. No. _____ Name _____		Unit _____ Date _____	
Approved by: _____		Signature _____	
Reg. No. _____ Name _____		Date _____	Copies to _____ Page _____ of _____

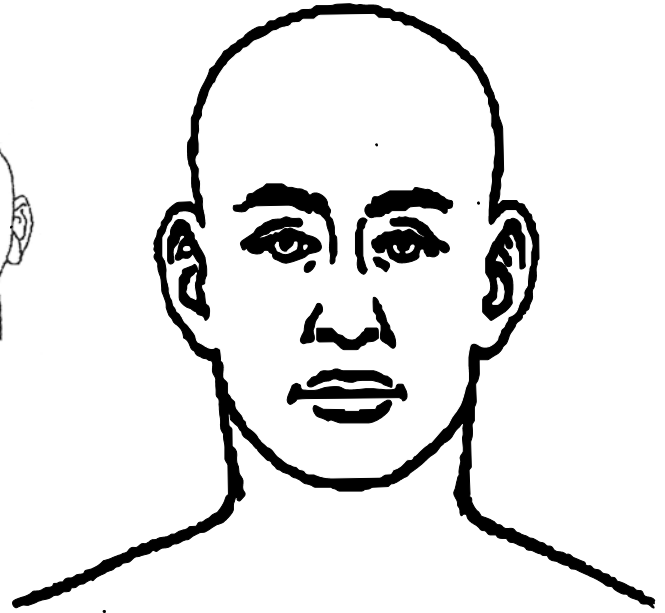
Spousal Violence Investigation

TO: Forensic Nurse Examiners & Health Care Personnel that perform Domestic Violence and Sexual Assault Evidentiary Examinations

RE: Strangulation Documentation Form

When a victim asks or states that she/he was choked and/or strangled, the following symptoms should be documented, both in writing and photographed for evidence collection. Look for strangulation injuries behind the ears, back of neck, chest and shoulder areas, eyelids (above and under), jaw and upper chin


- ☐ Neck pain
- ☐ Sore throat
- ☐ Scratch marks
- ☐ Voice changes (e.g. raspy or hoarse)
- ☐ Difficulty swallowing
- ☐ Nausea or vomiting
- ☐ Bruising
- ☐ Red spots/petechiae hemorrhages
- ☐ Fainting or unconsciousness
- ☐ Light headed
- ☐ Incontinence (urination and/or defecation)
- ☐ Red eyes
- ☐ Rope or cord burns
- ☐ Neck swelling
- ☐ Miscarriage
- ☐ Breathing changes
- ☐ Loss of memory
- ☐ Headaches
- ☐ Coughing
- ☐ Photographs taken
- ☐ Audio tape taken of voice
- ☐ _____
- ☐ _____
- ☐ _____



Right



Left



Method of strangulation

- ☐ One hand
- ☐ Two hands
- ☐ Ligature
- ☐ Approached from front
- ☐ Approached from behind
- ☐ Other (please describe) _____

Domestic Violence Strangulation Investigation

Officer Name:
Badge Number:
Case Report Number:

Victim Information

Victim Name:
DOB:

Medical

Where EMT/Paramedics called to examine the victim?

☐ Yes
☐ No

*** Medical Clearance strongly recommended in all strangulation cases.

EMT/Paramedic/Doctor/Nurse:
Name of Company/Unit/Hospital:
Work Phone:

Questions for Medical Personnel

Are there any petechiae (red spots) present in the victim's sclera (white of eyes) or on the underside of the eyelids?

☐ Yes ☐ No

Did the victim present with difficulty breathing?

☐ Yes ☐ No

Did the victim present with discomfort or pain while breathing or swallowing?

☐ Yes ☐ No

Were there x-rays taken of the victim?

☐ Yes ☐ No

Was the victim admitted for observation/treatment?

☐ Yes ☐ No

Did the victim present with any visible external injuries?

☐ Yes ☐ No

If yes, describe:

What did the victim say caused the injuries?

What treatments were performed on the victim?

Notes from interview of medical personnel:

Description of Injuries to Victim

(Written description of all injuries diagramed and photographed)

VICTIM INJURY DIAGRAM

LAW ENFORCEMENT: PLEASE INDICATE ON THE DIAGRAM WHERE ANY MARKS, BRUISES, OR LACERATIONS ARE LOCATED. USE THIS DIAGRAM IN ADDITION TO PHOTOGRAPHS TAKEN OF INJURIES. LIGHT COLORED INJURIES (FOR EXAMPLE: RED MARKS OR SLIGHT BRUISING) SHOULD BE CAREFULLY DETAILED ON THE DIAGRAM, AS THEY MAY NOT APPEAR IN PHOTOGRAPHS.

Investigation:

Verbal Description of Strangulation

- ☐ Suspect used one hand
- ☐ Suspect used both hands
- ☐ Suspect used forearm (chokehold)
- ☐ Suspect used another body part

Describe:

- ☐ Suspect used an object

Describe:

Physical Demonstration of Strangulation

Ask the victim to demonstrate the strangulation. Describe this demonstration in written report.

Where was the victim when being strangled?

- ☐ Lying on floor
- ☐ Lying on furniture (describe in notes)
- ☐ Pinned against floor or other object
- ☐ Banged against wall or other object

Where did the strangulation take place?

- ☐ Bedroom
- ☐ Bathroom
- ☐ Family or Living Room
- ☐ Kitchen
- ☐ Other Location:

Visible injuries (Document injuries in written report and photograph)

Injuries present in the following locations:

- ☐ Behind Ears
- ☐ Around the Face
- ☐ Neck
- ☐ Scalp
- ☐ Chin
- ☐ Jaw
- ☐ Eyelids
- ☐ Shoulder
- ☐ Chest
- ☐ Other:

Inspection of the victim's neck revealed:

- ☐ Redness
- ☐ Scratch Marks
- ☐ Scrapes

- ☐ Fingerprint Marks
- ☐ Thumb Print Bruising
- ☐ Ligature Marks
- ☐ Bruising
- ☐ Tiny Red Marks (Petechiae)
- ☐ Swelling on Neck
- ☐ Lumps on Neck
- ☐ Other

- Have victim assess any swelling by looking in a mirror and gently feeling swelling with fingers.

Questions

Did the victim experience physical Pain?

- ☐ Yes ☐ No

If yes, describe where:

Did the victim experience physical Pain?

- ☐ Yes ☐ No

Did the suspect shake the victim?

- ☐ Yes ☐ No

If Yes, is the victim complaining of “whiplash” pain?

- ☐ Yes ☐ No

Does the victim have injuries above the hairline?

- ☐ Yes ☐ No

Does the victim have injuries hidden by clothing?

- ☐ Yes ☐ No

Was property damaged or disturbed during the strangulation?

- ☐ Yes ☐ No

If yes, describe:

Was the victim thrown against a wall, the floor, or the ground?

- ☐ Yes ☐ No

Was or is the victim having trouble breathing due to strangulation?

- ☐ Yes ☐ No

Was or is the victim hyperventilating due to strangulation?

- ☐ Yes ☐ No

Is the victim having trouble “catching his/her breath?”

- ☐ Yes ☐ No

Does the victim have pain in the throat?

- ☐ Yes ☐ No

Is the victim having trouble swallowing?

- ☐ Yes ☐ No

Has or does the victim have pain when swallowing?

- ☐ Yes ☐ No

Has the victim’s voice changed pitch?

- ☐ Yes ☐ No

Does the victim's voice sound "raspy?"

☐ Yes ☐ No

Was or is the victim complaining of "hoarseness" when speaking?

☐ Yes ☐ No

Is the victim coughing or clearing throat?

☐ Yes ☐ No

Does the victim feel dizzy or faint?

☐ Yes ☐ No

Did the victim lose consciousness?

☐ Yes ☐ No

Did the victim's vision fade or see stars during strangulation?

☐ Yes ☐ No

Did the victim urinate or defecate as a result of being strangled?

☐ Yes ☐ No

The victim currently feels or felt nauseated, or vomited.

☐ Yes ☐ No

Length and Pressure of Strangulation

How long was the victim strangled?

On a scale from 1 to 10, 10 being the most pressure, how hard was the suspect's grip? _____

Motive and Intent for Strangulation

What did the suspect say during strangulation? (Use quotes)

What was the suspect's facial expression during strangulation?

What was the suspect's demeanor during strangulation?

If an object was used, was the object brought to the crime scene from another location?

What did the victim think was going to happen?

What caused the suspect to stop?

Self Defense Issues:

What did the victim do, if anything, to protect self?

Are there any injuries on the suspect's face, neck, arms, hands, or other body part?

Does the victim have any pre-existing injuries?

☐ Yes ☐ No

If yes, explain:

Investigation Notes

(Not intended to serve as a complete report.)

Questioning the Expert in Strangulation Cases

Even when the victim has not obtained medical treatment, it is important to use medical experts at trial in order to educate the jury and the judge about the seriousness of strangulation. Jurors and Judges need to know that strangulation can cause unconsciousness within seconds and death within minutes. They also need to know that symptoms are important evidence of strangulation and that victims can die from strangulation without a single mark.

Expert witnesses can be used for various reasons, including teaching the jurors about medical, technical, or scientific principles or expressing an opinion after evaluating the significance of the facts of the case. Ultimately the judge will decide whether a witness is qualified as an expert to express an opinion on strangulation.

Below are some areas you may ask in order to lay the foundation for your expert's qualifications:

1. Education
2. Training
3. Licenses and certificates
4. Work experience
5. Teaching experience
6. Published writings
7. Professional organizations
8. Previously qualified as an expert witness.

Below are some questions you may ask your expert about attempted strangulation:

1. Have you had the opportunity to examine patients who have reported being strangled?
2. Are you familiar with the signs and symptoms of strangulation? Describe them.
3. Are you familiar with the methods of strangulation? Describe them.
4. Would a chart help you explain those symptoms and methods?
5. How does a victim lose consciousness from strangulation?
6. How does death occur from manual strangulation?
7. How long would it take to manually strangle someone to death?
8. Is it possible to strangle someone to death without leaving any marks?
9. Are you familiar with the injuries and symptoms of the case and how?
10. Have you had the opportunity to review the police report, 911 tape, paramedic run sheet, and medical records?
11. In your opinion, are the signs and symptoms, consistent with strangulation?

Below are some questions used by San Diego County Deputy District Attorney Dan Goldstein in a homicide case:

1. Are you a medical examiner?
2. How long have you been a medical examiner?
3. What specific training goes into becoming a medical examiner?
4. What are your duties?
5. What is an autopsy?
6. How many autopsies have you conducted in your career?

7. Have you testified in court?
8. What is a witnessing pathologist?
9. Were you the witnessing pathologist on *** during an autopsy of the victim?
10. Who was the pathologist?
11. Did you review the pathologist's report?
12. Please describe the external trauma of the victim that you saw.
13. Ask the witness to describe photos and injuries.
14. Ask the witness to describe any injuries to the eyes, face, and mouth.
15. Ask the witness to describe internal injuries.
16. What was the cause of death?
17. What are the reasons you believe the victim died from strangulation?



Alberta Council of Women's Shelters



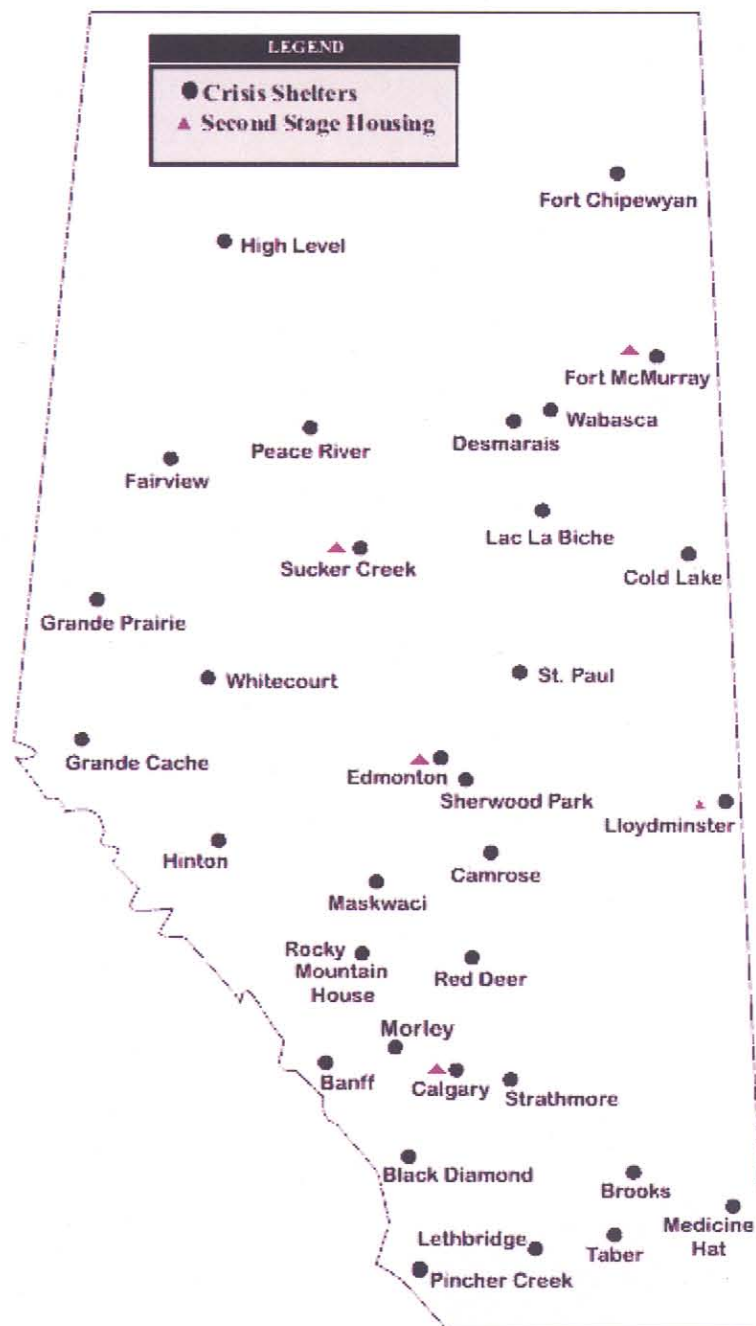
[Special Events](#) ▾
 [Common Questions](#) ▾
 [Shelters](#) ▾
 [Programs](#) ▾
 [News & Reports](#) ▾
 [About Us](#) ▾
 [Support Us](#) ▾
 [Links](#)
[Home](#)

Member Shelters in Alberta

Click a location on the map or in the list.

<< [BACK](#)

- Banff
- Black Diamond
- Brooks
- Calgary - Women's Emergency Shelter
- Calgary - Awo Taan
- Calgary, Discovery House, Second Stage
- Calgary - Kerby
- Calgary, Sonshine, Second Stage
- Calgary, Brenda Strafford, Second Stage
- Calgary - YWCA
- Camrose
- Cold Lake
- Desmarais / Wabasca
- Edmonton - Family Violence Prevention Centre
- Edmonton - Seniors
- Edmonton - Women's Shelter
- Edmonton - Women's Dream Centre
- Edmonton - Victims Assistance Program
- Edmonton, Lasalle, Second Stage
- Edmonton - Lurana
- Edmonton, Wings of Providence, Second Stage
- Enilda, Next Step, Second Stage
- Fairview
- Fort Chipewyan
- Fort McMurray
- Fort McMurray, Second Stage
- Grande Cache
- Grande Prairie
- High Level
- Hinton
- Lac la Biche
- Lethbridge
- Lloydminster
- Lloydminster, Second Stage
- Maskwaci
- Medicine Hat
- Morley
- Peace River
- Pincher Creek
- Red Deer
- Rocky Mountain House
- St. Paul
- Sherwood Park
- Strathmore
- Sucker Creek
- Taber
- Whitecourt



Emergency Shelters

A Safe Place Box 3282 Sherwood Park, AB T8A 2A6 Bus: (780) 464-7232 (Crisis Line 464-7233) Fax: (780) 467-3511 Toll Free: 1-877-252-7233 Email: safeplce@telusplanet.net Director: Pat Vargas	Awo Taan Native Women's Shelter Society P.O. Box 6084, Calgary South PO Calgary, AB T2H 2L3 Bus: (403)531-1971 (Crisis Line 531-1976) Fax: (403) 531-1977 Email: exec.dir@home.com Director: Ermine Cummings
Bigstone Cree Nation Women's Emergency Shelter Box 900 Desmarais, AB T0G 0T0 Bus: (780) 891-3333 Fax: (780) 891-3918 Director: Janet Gladue	Brigantia Place A Camrose Society for a Women's Shelter P.O. Box 1405 Camrose, AB T4V 1X3 Bus: (780) 672-1173 (Crisis Line 672-1035) Fax: (780) 672-9885 Email: bridget@cable-lynx.net Director: Jill Chesley
Brooks & District Women's Safe Shelter Society Box 1045 Brooks, AB T1R 1B8 Bus: (403) 362-2766 Fax: (403) 793-8288 Email: bdwsss@eidnet.org Director: Carol Penner	Calgary Centre for Prevention of Family Violence (The) – Discovery House P.O. Box 3516, Station B Calgary, AB T2M 4M2 Bus: (403) 277-0718 (Crisis Line) Fax: (403) 230-4759 Email: langdon2@telusplanet.net Interim Director: Jean Langdon
Calgary Women's Emergency Shelter P.O. Box 52051 Edmonton Trail NE Calgary, AB T2E 8K9 Bus:(403) 290-1552 (Crisis Line 232-8717) TTV Crisis Line: (403) 262-2768 Fax: (403) 237-7728 Email: marvanns@cwes.calgary.ab.ca Director: Mary Ann Sanderson	Central Alberta Women's Emergency Shelter P.O. Box 561 Red Deer, AB T4N 5G1 Bus: (403) 346-5643 (1-888-346-5643) Fax: (403) 341-3510 Email: moriahb@telusplanet.net Director: Moriah Boyd
Columbus House of Hope P.O. Box 1237 St. Paul, AB T0A 3A0 Bus: (780) 645-5132 (Toll free-1-800-263-3045) Fax: (780) 645-1966 Director: Yvette Richer	Community Crisis Society – Region 5 P.O. Box 2162 Strathmore, AB T1P 1K2 Bus: (403) 934-6634 (Crisis Line) Fax: (403) 934-6661 Email: klpease@hotmail.com Director: Karen Pease

<p>Crossroads Resource Centre P.O. Box 1194 Fairview, AB T0H 1L0 Bus: (780) 835-2120 (Crisis Line) Fax: (780) 835-2047 Email: crossroads@peacenet.com Director: Kathleen Nakagawa</p>	<p>Eagle Women's Emergency Shelter Box 610 Black Diamond, AB T0L 0H0 Bus: (403) 933-3370 Fax: (403) 933-3384 Email: sharris@nucleus.com Director: Susan Harris</p>
<p>Edmonton Women's Shelter Ltd. 3601 - 118 Ave. Edmonton, AB T5W 0Z3 Bus: (780) 471-6709 Office (780) 474-3488 WIN I (780) 477-9181 WIN II (780) 479-0058 Crisis Line Fax: (780) 479-8252 Email: ews@telusplanet.net Executive Director: Sandra Danco</p>	<p>Hope Haven Society Box 2168 Lac La Biche, AB T0A 2C0 Bus: (780) 623-3100 Fax: (780) 623-2094 Email: cputnam@telusplanet.net Email: hhaven@telusplanet.net Director: Cassandra Putnam</p>
<p>Lloydminster Interval Home P.O. Box 1523 Lloydminster, AB S9V 1K5 Bus: (780) 875-0966 Fax: (780) 875-0609 Email lihsi@telusplanet.net Director: Doreen McCaw</p>	<p>Loretta's Safe House Box 1830 Hobbema, AB T0C 1N0 Bus: (780) 585-4470 Fax: (780) 585-3636 Email: ews@incentre.net Director: Sandra Ermineskin</p>
<p>Lurana Shelter P.O. Box 39030 Norwood Postal Outlet Edmonton, AB T5B 4T8 Bus: (780) 429-2002/429-2005 Fax: (780) 426-3237 Crisis Line: (780) 424-5895 Email: director@luranashelter.com Director: Sr. Lucinda May Patterson, SA</p>	<p>Mikisew Cree First Nation Paspew House Box 90 Fort Chipewan, AB T0P 1B0 Bus: (780) 697-3329 Fax: (780) 697-3608 Director: Caroline Adam</p>
<p>Odyssey House 10123 – 107 Ave. Grande Prairie, AB T8V 1M1 Bus: (780) 532-2672 (Crisis Line 532-2672) Fax: (780) 532-1389 Email: gpwra@incentre.net Director: Kathy Sheppard</p>	<p>Peace River Regional Women's Shelter 7716 - 99 Street Peace River, AB T8S 1C9 Bus: (780) 624-3466 (Toll Free-877-624-3466) Fax: (780) 624-1469 Email: prrws@telusplanet.net Director: Brenda Brochu</p>

Phoenix Safe House 631 Prospect Drive SW Medicine Hat, AB T1A 4C2 Bus: (403) 527-8223 & 528-8149 Crisis Line: 1-800-661-7949 Fax: (403) 526-0209 & 529-8934 Email: pshouse@monarch.net Director: Gerry Carter	Pincher Creek Women's Emergency Shelter Box 2092 Pincher Creek, AB T0K 1W0 Bus: (403) 627-2114 (office) (403) 627-4868 (direct) Fax: (403) 627-4808 Email: pcwesa@telusplanet.net Director: Heike DeGraff
Dr. Margaret Savage Crisis Centre P.O. Box 419 Cold Lake, AB T9M 1P1 Bus: (780) 594-5095 Crisis Line: (780) 594-3353 Fax: (780) 594-7304 Email: crisis@telusplanet.net Executive Director: Joie Dery	Safe Home, A Project of the Northwest Alberta Resource Society Box 396 High Level, AB T0H 1Z0 Bus: (780) 926-3899 (780) 926-2277 (director's line) 1-888-926-0301 (Crisis Line) Fax: (780) 926-3874 Email: safehome@telusplanet.net Director: Diana Broekaert
Sonshine Community Services #204, 3505 – 14 Street SW Calgary, AB T2T 3W2 Bus: (403) 243-2002 Fax: (403) 287-2194 Email: lwhite2@sonshine.ab.ca Director: Linda White	Sucker Creek Women's Emergency Shelter P.O. Box 231 Enilda, AB T0G 0W0 Bus: (780) 523-2929 Fax: (780) 523-4940 Director: Bernice Wright
Unity House P.O. Box 6165 Fort McMurray, AB T9H 4W1 Bus: (780) 743-4691 (Crisis Line 743-1190) Fax: (780) 791-5560 Director: Bonnie Paul	Wellspring Family Resource & Crisis Centre 5116-51 Ave. Whitecourt, AB T7S 1A1 Bus: (780) 778-6209 Toll Free: 1-800-467-4079 Fax: (780) 778-2410 Email: wellprg@telusplanet.net Director: Joanne Moran
Yellowhead Emergency Shelter P.O. Box 6401 Hinton, AB T7V 1X7 Bus: (780) 865-4359 Fax: (780) 865-7151 Email: yeswomen@telusplanet.net Director: Marjorie Luger	YWCA Harbour House 604 - 8 th Street S Lethbridge, AB T1J 2K1 Bus: (403) 329-0088 Crisis Line: (403) 320-1881 Fax: (403) 327-9112 Email: cassisk@telusplanet.net Director: Kristine Cassie
YWCA Family Violence Prevention Centre and Sheriff King Home 2003 - 16 Street SE Calgary, AB T2G 5B7 Bus: (403) 294-3660 (403) 266-0707 (24 hour line) Fax: (403) 262-1743 Email: sheriffk@cadvision.com Director: Carolyn Goard	

Second-Stage Shelters

Brenda Strafford Centre Box 61141 Kensington Postal Outlet Calgary, AB T2N 4S6 Bus: (403) 270-7240 Fax: (403) 270-7166 Director: Sharon Christie	La Salle Residence 10015-111 Street Edmonton, AB T5K 1K4 Bus: (780) 482-2190 Fax: (780) 482-3008 Director: Sr. Madeleine Therrien
Sucker Creek Women's Shelter P.O. Box 231 Enilda, AB T0G 0W0 Bus: (780) 523-2929 Fax: (780) (780) 523-4940 Director: Bernice Wright	Wings of Providence P.O. Box 266, MPO Edmonton, AB T5J 2J1 Bus: (780) 426-4985 Fax: (780) 424-3625 Email: pgarrett@providence.ab.ca Director: Pat Garrett
Youville Women's Residence 3210 - 29 Street SW Calgary, AB T3E 2L1 Bus: (403) 242-0244 Fax: (403) 242-3915 Executive Director: Sister Germaine Hetu	

Senior's Shelters

Edmonton Senior Safe Housing 15 Sir Winston Churchill Square Edmonton, AB T5J 2E5 Bus: (780) 423-5510 Fax: (780) 426-5175 Email: srsr@icrossroads.com Executive Director: Roger Laing Coordinator: Bernice Sewell	Kerby Centre 1133 - 7th Avenue SW Calgary, AB T2P 1B2 Bus: (403) 265-0661 Direct: (403) 705-3244 Crisis Line: (403) 705-3250 Fax: (403) 705-3242 Email: shelter@kerbycentre.com Shelter Director: Brenda Hill
--	--

Supports for Albertans Fleeing Abuse

Albertans in abusive situations can get help 24 hours a day, seven days a week through Alberta Works by calling 1-866-644-5135 toll-free from anywhere in Alberta or 644-5135 in Edmonton. Financial supports are available through Alberta Works Income Support, providing the program's eligibility criteria are met.

GETTING TO SAFETY

- Emergency transportation to a safe place is provided (such as a women's shelter)
 - If shelters are full or not available, emergency accommodation is arranged in hotel or motel.
- Emergency items not available through the shelter are covered, such as prescription drugs, dental or optical services and childcare.
- Relocation costs within Alberta or Canada are covered if a person must move out of his/her community to escape the threat of violence.

SETTING UP A NEW HOUSEHOLD

- \$1,000 allowance is issued to help set up a new home.
- Damage deposit to secure a residence.
- Financial help for needs such as food, clothing, and shelter.
- A \$50 monthly benefit is provided with the recognition that Albertans fleeing abuse are not ready to go to work.

STARTING A NEW LIFE

- Employment and training services are available.
- Child support from the other parent(s) is arranged, if it does not endanger the family's safety.
- To help people increase their income through working, earnings exemptions take only a portion of their wages into account when their monthly financial support is calculated.
 - Single parents get the first \$230 in monthly earnings plus 25 percent of any amount over \$230 without deductions from their financial benefits.
 - Single people or childless couples get the first \$115 in monthly earnings plus 25 percent of any amount over \$115 without deductions from their financial benefits.
- Health coverage continues for the whole family after they stop receiving financial support, to make the transition into work easier.
- Extended health coverage for children, through the Alberta Child Health Benefit, is available to all low-income families.

Agencies to Assist Victims of Crime¹

To obtain information regarding Victim Service Units across Alberta, please visit the Alberta Solicitor General and Public Security website at:

http://www.solgps.gov.ab.ca/victim/related_agencies.aspx#0

- **Alberta Association of Sexual Assault Centres (AASAC)**
305 - 707 10th Avenue SW
Calgary AB, T2R 0B3
Phone: (403) 275 4654
Fax: (403) 275 9641
- **Alberta Police Based Victim Services Association (APBVSA)**
c / o Red Deer City RCMP
4811 - 49 Street
P.O. Bag 5033
Red Deer, T4N 6A1
Phone: (403) 341 2043
Fax: (403) 346 1365
- **ASSIST Community Services Centre**
c/o Family Violence Prevention Centre, EJHS
401, 10010 - 105 Street NW
Edmonton, T5J 1C4
Phone: (780) 423 1635
Fax: (780) 425 1699
- **Calgary Communities Against Sexual Abuse (CCASA)**
305 - 707 10th Avenue SW
Calgary AB, T2R 0B3
Phone: (403) 237 6905
Fax: (403) 264 8355
- **Calgary Legal Guidance Court Preparation and Restraining Order Program**
840 7th Avenue SW Suite 100
Calgary AB, T2P 3G2
Phone: (403) 234 9266
Fax: (403) 234 9299
- **Canadian Society for the Investigation of Child Abuse: Court Preparation Program**
P.O. Box 42066 Acadia Postal Outlet
Calgary AB, T2J 7A6
Phone: (403) 289 8385
Fax: (403) 254 2684

¹ Information courtesy of Alberta Solicitor General and Public Security

- **Central Alberta Victims' Assistance Society**
4904 45 Avenue
Innisfail, T4G 1S6
Phone: (403) 227 3342
Fax: (403) 227 2070
- **Crisis Centre**
105 - 4818 Gaetz Avenue
Red Deer, T4N 4A8
Phone: (403) 340 1120
Fax: (403) 340 1163
- **Edmonton John Howard Society Victim Assistance Program**
L2 Law Courts Building
1A Sir Winston Churchill Square
Edmonton, T5J 0R2
Phone: (780) 422 0721
Fax: (780) 427 5641
- **Family Law Office**
7th Floor Melton Building
10310 Jasper Ave NW
Edmonton, T5J 2W4
Phone: (780) 415 8800
Fax: (780) 427 1536
- **Fort McMurray Sexual Assault Centre**
Box 6165
Fort McMurray, T9H 4W1
Phone: (780) 791 6708
Fax: (780) 791 5560
- **Lloydminster Sexual Assault & Information Centre**
5011 - 49 Ave
Box 2033
Lloydminster, S9V 1R5
Phone: (306) 825 8255
Fax: (306) 825 9557
- **Multicultural Health Brokers Co-operative Ltd.**
10867 - 97 St NW
Edmonton, T5H 2M6
Phone: (780) 423 1973
Fax: (780) 428 2748
- **P.A.C.E. Sexual Assault Centre (Providing Assistance Counselling & Education)**
201, 10118 - 101 Avenue
Grande Prairie, T8V 0Y2
Phone: (780) 539 6692
Fax: (780) 538 0960

- **Partner Support Program (Discovery House)**
1714 - 41 Street SE
Calgary, T2A 1L1
Phone: (403) 277 0718
Fax: (403) 230 4759
- **Sexual Assault Centre of Edmonton**
205, 14964 - 121 A Ave NW
Edmonton, T5V 1A3
Phone: (780) 423 4102
Fax: (780) 421 8734
- **Strathcona Sexual Assault Centre**
Safe Talk Sexual Assault Program
044, 50 Brentwood Blvd
Sherwood Park, T8A 2H5
Phone: (780) 449 0900
Fax: (780) 416 2393
- **Tsuu T'ina Band - Stoney Corrections Society**
Victim Service Unit
3700 Anderson Road SW
Box 70
Calgary, T2W 3C4
Phone: (403) 238 5649
Fax: (403) 238 5864
- **University of Alberta Sexual Assault Centre**
2-705 Student Union Building, University of Alberta
Edmonton, T6G 2J7
Phone: (780) 492 9771
Fax: (780) 492 3804
- **Zebra Child Protection Centre Society**
c / o Edmonton Police Service
9620 - 103 A Ave NW
Edmonton, T5H 0H7
Phone: (780) 421 2359
Fax: (780) 421 2234

Notification & Protection Guidelines for Victims of Domestic Violence

In 1999, Alberta Justice issued the following guidelines for bail notifications and protection, outlining the information to be obtained for show cause hearings (available online at: www.justice.gov.ab.ca/publications/default.aspx?id=1434).

I. INTRODUCTION

These guidelines are prepared to assist Crown prosecutors and the police to provide greater protection for victims of serious domestic violence.

II. NOTIFICATION OF VICTIMS

A selective notification process based on a risk flagging system by police, or at the request of the victim, is recommended.

III. NOTIFICATION OF BAIL APPLICATIONS AND BAIL REVIEWS

Notification of the victim prior to the initial bail hearing is not practical. It is also impractical to notify the victim prior to the bail review hearing. It is, however, possible to notify victims of the results of both the initial bail hearing and the bail review hearing. Therefore, when police themselves conduct a bail hearing before a Justice of the Peace, they should make any necessary notification to the victim of the results of that hearing.

Prior to Crown prosecutor involvement, only the police are in a position to notify the victim of results in a timely manner. In other cases, approaches should be established at the local level between the Crown prosecutor office and the police to decide whether it is the Crown prosecutor or the police who should ensure that victim notification occurs.

Police provide 24-hour service. Crown prosecutor offices do not operate on a 24-hour basis. In rural areas, the Crown prosecutor may not be resident at the court location where the accused is released. Local needs and resources must, therefore, be considered when determining who should make the notification where the Crown prosecutor conducts the hearing or review. If it is decided that the police are to make notification to the victim and they are not present at a bail hearing, then the Crown prosecutor must notify the police of the results in cases where release is ordered. This will ensure that the police can make the victim notification in a timely manner.

If the accused has been granted bail initially, or upon bail review, but has not been released due to insufficient funds or any other reason, the correctional centre should contact the police when the accused is eventually released. The police or Crown prosecutor will have to, therefore, notify Correctional Services of the flagged status of the file or request of the victim. Local practices will be established to advise Correctional staff.

IV. METHOD OF NOTIFICATION

Immediate victim notification is the established goal. The best person to assess risk is generally the investigating police officer. The best method of victim notification is contact by telephone or personally due to its timeliness. However, in some cases this may not be possible.

Where verbal notification is not possible, notification by mail will be the only other alternative. If this method is used, the notification letter should be enclosed in an envelope devoid of official markings. All verbal or written notifications, or attempts to notify, should be recorded.

Interim release terms respecting victim safety should be provided to the victim. When the victim has gone to another community, the nearest police service should be informed by the investigating police service of the release order and the conditions for the protection of the victim or the victim's family.²

V. FLAGGING SYSTEM TO DETERMINE RISK

Some method of flagging of files is necessary to provide an indication of risk to the victim if an accused is released on bail. Files should be flagged on the basis of:

1. Risk factoring, or
2. Request from the victim for notification.

The police should flag the file with respect to risk to the victim. The Crown prosecutor may receive information indicating that a file should be flagged. In such a case the Crown prosecutor, after discussion with the police, should ask the police to flag the file.

Crown prosecutor files that are flagged should be clearly identified. The police must notify the Crown prosecutor. The method need not be uniform throughout the province. Cases of spousal violence that have been flagged should be referred to specialized police spousal violence units where such units exist.³

Correctional centres should be notified of flagged files to follow up on complaints received from a victim of harassing/threatening telephone calls or for casework purposes where the offender is subsequently sentenced.

VI. RISK FACTORING

The police and the Crown prosecutor will jointly develop a risk factoring tool at the local level to identify the accused most likely to offend while on bail. This information will be useful to the Crown prosecutor when speaking to bail or during bail review. The risk-factoring tool will indicate the conditions that should be sought to ensure the safety of the victim, in the event that the court is inclined to release the accused. Individuals completing the risk-factoring tool should be trained in the dynamics and cycle of domestic violence. A risk-factoring tool is attached as a

² November 1997 Department of Justice Canada Spousal Assault Prosecutions.

³ Ontario, Chief Coroner, Inquest Touching the Deaths of Arlene May and Randy Joseph Iles; Jury Verdict and Recommendations (July 1998).

practice model. Since community resources and needs vary throughout Alberta, the practice model attached is put forward as a guide. Different models may be equally effective.

To ensure that Crown prosecutors consistently receive all of the relevant information in each case before a bail hearing is held, and especially where the police are not present, a standardized bail opposition form developed by police services should be provided to Crown prosecutors. Such a form should include information on the likelihood of an accused failing to appear for trial or committing a further offence if released on bail, the potential impact on the victim if the accused is released on bail, the accuser's criminal record, and a clear recommendation for or against bail.⁴ It should also include recommended terms of release in the event that the accused is granted bail.

VII. PERSONAL INFORMATION OF VICTIM

Personal information of the victim irrelevant to the charge should not be disclosed. For example, the release of information relating to the address of the victim, when the victim has changed address, could be potentially harmful. It is recognized, however, that disclosure obligations imposed by law upon the Crown prosecutor may force the release of some personal information obtained from the victim to the accused.

VIII. SPECIAL ASSIGNMENT - CROWN PROSECUTORS FOR FLAGGED CASES

When a file has been flagged based on risk factoring, a Crown prosecutor should be assigned responsibility for the file. A Crown prosecutor should be assigned to the case at the earliest opportunity and, where practicable, should remain assigned to the case until its conclusion. In cases with a higher risk of violence (flagged files), the victim should also be provided with the name of the Crown prosecutor who is specifically assigned the file. Reasonable efforts should be made to accomplish this. If the assigned Crown prosecutor is changed, the victim should be notified.

It is preferable that the assigned Crown prosecutor should interview the victim prior to the trial or preliminary hearing. The victim should be referred to a victim assistance program where available if the police have not already done so. Where a change of Crown prosecutor is necessary, arrangements should be made to have the newly assigned Crown prosecutor review the file and then meet with the victim.⁵

⁴ Schulman, Justice Perry W., Commissioner, Commission of Inquiry into the Deaths of Rhonda Lavoie and Roy Lavoie: A Study of Domestic Violence and the Justice System in Manitoba (Winnipeg: Queen's Printer, 1997).

⁵ Crown Policy Manual, Attorney General, Ont.-Appendix A of the Wife Assault and the Canadian Criminal Justice System 1995 report-Valverde, MacLeod and Johnson.

IX. FOLLOW UP TO ENSURE VICTIM RISK IS BEING MINIMIZED

Police are in the best position to follow up with victims. The greater the risk, the more closely the police should monitor victims' safety. Conditions imposed as a result of a bail hearing should be entered on the Canadian Police Information Centre (CPIC) using the probation category currently used for entry of restraining orders, conditions on probation, and firearms prohibitions.⁶

Police services should also be aware of "Spousal Assaults" or "Other Family Violence" caution flags, which, as of January 1997, may now appear on the Criminal Record Synopsis when checking the CPIC system. Police services should ensure that the new sections of fingerprint form C-216 allowing for the flagging of convictions for a number of offences, including these new "Spousal Assaults" and "Other Family Violence," are used where applicable. This tool provides police services with immediate recognition that a subject they may be dealing with or responding to a complaint about has had previous convictions for spousal assaults or family violence. It is also information that can be immediately relayed to the Crown prosecutor on bail applications.

X. TRAINING

Practices developed to address victim bail notification procedures for cases of serious domestic violence must be included in domestic violence training programs provided to persons employed in the criminal justice system.

Proper training can have dramatic results for police and prosecution services in promoting greater safety for both the victims of this crime as well as the attending police officers. Such training should take place at the local level and provincial level, such as at the Criminal Justice Family Violence Course held annually at the Alberta Justice Staff College since 1991 for police, prosecutors and correctional staff.

⁶ Alberta Justice Domestic Violence Registry.



Application for a Warrant Permitting Entry

Court of Queen's Bench Action No.

Protection Against Family Violence Act
Section 10

I, _____, _____,
Name of Person Occupation

apply for a warrant permitting entry pursuant to Section 10 of the *Protection Against Family Violence Act*.

IN SUPPORT OF THIS APPLICATION, I MAKE OATH AND SAY/SOLEMNLy AFFIRM AND DECLARE THAT:

1. I have been refused access to _____,
Name of family member
who may have been the subject of family violence and who I believe will be found
at _____.
Address of place to be searched

2. I base my application on the following: (Describe the situation)

Sworn/Affirmed before me

on _____.

at _____, Alberta.

Signature

Commissioner for Oaths for Alberta

Print name and expiry



CANADA
Province of Alberta

Court of Queen's Bench Action No.

Protection Against Family Violence Act
Section 10

Warrant Permitting Entry

WHEREAS _____,
Name of peace officer

has made an application under oath/affirmation for a warrant permitting entry pursuant to Section 10 of the *Protection Against Family Violence Act*.

AND WHEREAS there are reasonable and probable grounds to believe that:

1. _____ who provided the information on
Name of peace officer

oath/affirmation has been refused access to _____
Name of person

who may have been the subject of family violence and will be found at _____

Address of place to be searched

THIS IS THEREFORE TO COMMAND _____
Name of peace officer

and any other Peace Officers in the Province of Alberta

1. to enter _____
Address of place to be searched

and any other structure or building used in connection with the place,

2. to search for, assist or examine _____, and
Name of person

3. with the consent of _____, to remove him/her from
Name of person
the premises for the purpose of assisting or examining him/her.

Dated on _____,
yyyy/mm/dd Justice of the Peace, Provincial Judge or Justice

at _____, Alberta.

Emergency Protection Order Intake Sheet

Court of Queen's Bench Action No.
Police Incident No.

Recorded: Telus Digital Time: _____ Tape # _____
 Date _____ Time _____ Location _____
 (yyyy/mm/dd) A.M/P.M

Name of Claimant	Name of Respondent
Date of Birth (yyyy/mm/dd)	Date of Birth (yyyy/mm/dd)
Complete Address including Postal Code	Complete Address including Postal Code

How was application made? In person By telephone	Relationship between Claimant & Respondent:	Claimant's address or location to be kept confidential? Yes No
Who made application? Police Other (specify)	Name of Applicant	Location
Oath(s)/Affirmation(s) taken? Yes No	Name of person(s) sworn/affirmed:	

The following information was taken under oath/affirmation.

Has the Claimant been advised of this application? No Yes. If yes, does the Claimant want an Order? Yes No
 Number of children in custody of Claimant: Ages of children: _____
 Weapons involved? No Yes. If yes, specify type(s): _____
 History of previous violence by the Respondent to the Claimant? Unknown No Yes
 Previous Orders for family violence? Unknown No Yes. If yes, what type of Order (bail, restraining, protection, EPO, etc.) and what were the conditions of the Order?

Closest Police Detachment:

Claimant sought medical attention? No Yes	Special needs of Claimant:
--	----------------------------

Has the Respondent subjected the Claimant to family violence? Yes No
 Is the Order necessary by reason of seriousness or urgency to ensure the immediate protection of the Claimant? Yes No
 Nature of Family Violence:

Criminal Charges Laid? No. If no, specify reason or Yes. If yes, specify offence and status of bail:

Criminal Record for Respondent? No Yes	If yes specify:
---	-----------------

In determining whether to grant an Order, you must consider, but are not limited to considering the following:
 (a) the nature of the family violence;
 (b) the history of family violence by the respondent towards the Claimant;
 (c) the existence of any immediate danger to persons or property;
 (d) the best interests of the Claimant and any child of the Claimant or any child who is in the care and custody of the Claimant.
 Order granted? Yes No. If no, specify reason:

Transcript ordered? Yes No	Date, Time and Location of Review Hearing:
	Date <input type="text"/> Time <input type="text"/> Location <input type="text"/> yyyy/mm/dd A.M/P.M.

Provincial Court Judge or Justice of the Peace

Print Name

For Office Use Only

Result of Review Hearing:

Court of Queen's Bench Justice:

Claimant

and

Respondent

Emergency Protection Order

To: _____,

hereinafter referred to as **THE RESPONDENT**:

You are subject to this Emergency Protection Order made pursuant to the *Protection Against Family Violence Act*.

YOU MUST OBEY THE PROVISIONS OF THIS ORDER. Failure to obey this Order may constitute an offence under the *Criminal Code of Canada* with punishment, on conviction, of up to two years imprisonment or may result in civil contempt proceedings being taken against you.

YOU SHOULD IMMEDIATELY CONTACT A LAWYER for advice as to what your rights are and as to what you are required to do respecting this Order.

ON hearing evidence, I find that family violence has occurred, and that, by reason of seriousness or urgency, this Order should be granted to ensure the immediate protection of the Claimant pursuant to Section 2 of the *Protection Against Family Violence Act*.

I DO HEREBY ORDER THAT:

1. The Respondent may not attend at or near or enter _____
2. The Respondent may not communicate with or contact the Claimant and _____
3. The Claimant is granted exclusive occupation of the following residence for the designated time: _____
4. A peace officer shall remove the Respondent from the following residence immediately or within the time designated below: _____
5. A peace officer shall accompany the person designated below to the residence within the time designated below to supervise the removal of personal belongings: _____
6. A peace officer shall remove and store the following weapons: _____
7. _____
8. On the Respondent being in breach of any of the terms of the within Order, then in such event, any peace officer is authorized to forthwith arrest the Respondent, detain and bring the Respondent, at the earliest possible time, before a Justice of the Court of Queen's Bench of Alberta to show cause why there should not be a committal for civil contempt, provided that the Respondent shall not be arrested unless the Respondent has been previously served with a copy of this Order, or if not served, is shown a copy of this Order by the peace officer and, on being given an opportunity to do so, does not thereafter obey it. This Order is sufficient authority for the keeper of a correctional institution to receive the said Respondent into custody and to safely keep the Respondent pending appearance before a Justice of the Court of Queen's Bench of Alberta. Nothing in this clause shall limit the right of a peace officer to proceed with the laying of a charge under Section 127 of the *Criminal Code of Canada*.
9. In making an arrest as aforesaid, a peace officer is authorized to do all such acts as may be necessary to carry out the arrest and, for such purposes, the peace officer is hereby given full power and authority to use as much force as may be necessary to effect the arrest, and without warrant to enter on the following lands and premises to effect the arrest: _____

Please
cross out
and initial if
paragraph
8 does not
apply

YOU HAVE THE RIGHT TO APPEAR at a review of this Order on _____,
yyyy/mm/dd

at _____ o'clock in the _____ noon, before the Court of Queen's Bench of Alberta

at _____

This review will be based on Affidavit evidence and any other sworn evidence. The evidence presented by you at the hearing must be by way of an Affidavit filed and served on the other party at least 24 hours prior to the review. Personal service should be effected by a neutral third party (ie. Process Server). This review will give you the opportunity to present evidence as to whether this Order should be revoked, confirmed or replaced by a Protection Order of the Court of Queen's Bench.

This order remains in force until _____

Dated on _____,
yyyy/mm/dd Provincial Court Judge or Justice of the Peace

at _____, at _____, Alberta.
time a.m./p.m. Print name

Affidavit of Service

I, _____, _____
name of server occupation
of _____, Alberta
city/town

MAKE OATH AND SAY/SOLEMNLy AFFIRM AND DECLARE

THAT I did on _____,
yyyy/mm/dd
serve the Respondent _____,
with a true copy of the within Emergency Protection Order, by leaving the said copy
with _____
name of person left with
at _____, Alberta.
complete address

OR,

(Substitutional Service)

THAT I did on _____,
yyyy/mm/dd
serve the Respondent _____,
with a true copy of the within Emergency Protection Order, by
☐ (a) leaving a copy with _____
who is able to bring it to the respondent's attention;
☐ (b) leaving a copy with _____
with whom the respondent is residing;
☐ (c) leaving a copy at the respondent's residence at _____
☐ (d) posting the copy in a public place, namely _____
☐ (e) publishing it in _____ on _____
name of newspaper yyyy/mm/dd
☐ (f) sending it by electronic mail to the respondent's e-mail address at _____
☐ (g) Other: _____

Sworn/Affirmed before me

on _____,
yyyy/mm/dd
at _____, Alberta. _____
Signature

Commissioner for Oaths for Alberta

Print Name and Expiry

Completed Affidavit of Service must be filed with the Clerk of the Court



CANADA
Province of Alberta

In The Court of Queen's Bench of Alberta

Judicial District of _____

In the Matter of Section 4 of the *Protection Against Family Violence Act*
being Chapter P-27, Revised Statutes of Alberta, 2000

BETWEEN

Claimant

and

Respondent

Originating Notice

TAKE NOTICE that an application will be made on behalf of the Claimant before the Presiding Justice in Family Law
Chambers at _____

Full address of court location

on _____ at _____
YYYY/MM/DD time

or as soon thereafter as counsel may be heard for:

1. A Protection Order pursuant to Section 4 of the *Protection Against Family Violence Act*, being Chapter P-27 of the Revised Statutes of Alberta 2000.

AND FURTHER TAKE NOTICE that in support of this application will be read the Application of the Claimant together with such further other material as counsel may advise, copies of which are served herewith.

DATED on _____, at _____, Alberta,
YYYY/MM/DD

AND DELIVERED BY _____
Solicitors for the Claimant, whose address for service is in care of the said Solicitors.

Clerk of the Court

TO THE RESPONDENT

You are hereby notified that if you do not attend either in person or by Counsel before the said Court at the time and place mentioned within, the Order asked for herein may be made in your absence or such other Order may be made or proceedings taken as according to the practice of the Court the Claimant is entitled to take without any further notice to you.
Furthermore, any evidence presented by you at this hearing must be by way of an Affidavit filed and served on the Claimant at least 24 hours prior to this hearing.

Solicitors for the Claimant whose address for service is in care of the said solicitors.

No.

IN THE COURT OF QUEEN’S BENCH OF ALBERTA
JUDICIAL DISTRICT OF

In the Matter of Section 4 of the *Protection Against Family Violence Act*, being Chapter P-27, Revised Statutes of Alberta, 2000

BETWEEN:

Claimant

-and-

Respondent

ORIGINATING NOTICE

name

address

phone number



Court of Queen's Bench Action No.

Emergency Protection Order Intake Sheet Substitutional Service

Date _____ Time _____ Location _____
(yyyy/mm/dd) A.M/P.M

How was application made? In person or By Telephone

Name of Claimant

Name of Respondent

Is it impractical for any reason to effect personal service on the Respondent with the Emergency Protection Order?

No Yes. If yes, specify reasons

Proposed Method of Service

- a. Leaving the copy with _____ who is able to bring it to the Respondent's attention;
- b. Leaving the copy with _____ with whom the Respondent is residing;
- c. Leaving the copy at the Respondent's residence at _____
- d. Posting the copy in a public place, namely _____
- e. Publishing it in _____ on _____
name of newspaper (yyyy/mm/dd)
- f. Sending it by electronic mail to the Respondent's e-mail address at _____
- g. Other: _____

Provincial Court Judge or Justice of the Peace

Print Name



The Provincial Court of Alberta

BETWEEN

Claimant

and

Respondent

Order for Substitutional Service of the Emergency Protection Order

ON THE APPLICATION OF _____; and
on it being impractical to effect personal service of the Emergency Protection Order on the Respondent,

IT IS HEREBY ORDERED THAT

the Respondent shall be served with a true copy of the Emergency Protection Order by:

- a. Leaving the copy with _____ who is able to bring it to the Respondent's attention;
- b. Leaving the copy with _____ with whom the Respondent is residing;
- c. Leaving the copy at the Respondent's residence at _____
- d. Posting the copy in a public place, namely _____
- e. Publishing it in _____ on _____
name of newspaper yyyy/mm/dd
- f. Sending it by electronic mail to the Respondent's e-mail address at _____
- g. Other: _____

Dated on _____,
yyyy/mm/dd

Provincial Court Judge or Justice of the Peace

at _____, at _____, Alberta.

time a.m./p.m.

Print name

Order Confirming an Emergency Protection Order

Use this form if the judge confirms the Emergency Protection Order.

Before going to court, make sure that:

- ☐ your full name and the respondent's full name are included in the form and on the backer
- ☐ fill in the date of the Emergency Protection Order in the first paragraph of the Order
- ☐ you have NOT checked off or completed the terms of the Order. The judge will complete this information if the Order is granted.
- ☐ the address where you wish to be served and your contact phone number are included on the backer
- ☐ the Order states whether the respondent appeared in court or not - by crossing off the paragraph that does not apply (found before the terms of the Order). Make sure this is done before you hand the Order to the clerk in court (for the judge's signature).
- ☐ you DO NOT make any changes to the Order after the judge has signed it
- ☐ you make four copies of your signed Order

Remember that the judge may not accept orders that contain crossed out sections.

In the Court of Queen's Bench of Alberta
in the Judicial District of _____

BETWEEN:

YOUR NAME

Claimant

AND

OTHER PARTY'S NAME

Respondent

BEFORE THE HONOURABLE MADAM/MR.)
JUSTICE _____)
IN CHAMBERS)
_____, ALBERTA)

On _____ day,
the _____ day of _____,
2_____.

Order

UPON IT APPEARING that the Emergency Protection Order granted pursuant to Section 2 of the Protection Against Family Violence Act on the _____ day of _____, _____ came before this Honourable Court for review today; AND UPON the Respondent having been served with notice of this review as indicated on the Affidavit of Service, filed;

☐ And Upon the Respondent appearing;

-OR-

☐ And Upon the Respondent not appearing in person or by agent;

IT IS HEREBY ORDERED THAT:

☐ 1(a) A copy of this Order shall forthwith be personally served upon the Respondent, _____.

OR

☐ 1(a) This Order need not be served upon the Respondent.

- ☐ () The Emergency Protection Order granted on the _____ day of _____, _____, is hereby confirmed and shall remain in force and effect until the _____ day of _____, 2____.
- ☐ () Either party may apply to vary, amend or strike out the within Order on _____ clear days notice to the other party.

JUSTICE OF THE COURT OF QUEEN'S
BENCH OF ALBERTA

ENTERED THIS _____ DAY OF,
_____, _____

CLERK OF THE COURT

Action No: _____
YOUR COURT ACTION NUMBER

IN THE COURT OF QUEEN'S BENCH OF ALBERTA IN THE
JUDICIAL DISTRICT OF

BETWEEN:

YOUR NAME Claimant

- and -

OTHER PARTY'S NAME Respondent

ORDER

YOUR NAME

YOUR ADDRESS FOR SERVICE

YOUR PHONE NUMBER

Sentencing Checklist – Adults

A. PRE-IMPOSITION OF SENTENCE

1.	<p>___ Victim Impact Statements</p> <p>___ The Court shall inquire into whether the victim has been advised of the opportunity to prepare a victim impact statement – s. 722.2</p>
2.	<p>___ Opportunity of Offender to Speak to Sentence</p> <p>___ The court shall ask whether the offender has anything to say - s. 726</p>
3.	<p>___ Mandatory Aggravating Factors</p> <p>a. ___ General aggravating factors - s. 718.2</p> <p>b. ___ Driving offences - a reading of over 160 mg% - s. 255.1</p> <p>c. ___ Criminal harassment - s. 264(4)</p> <p>d. ___ Offences under s. 279(2), s. 343, s. 346, and s. 348 committed in relation to a dwelling house - s. 348.1</p>

B. DNA

4.	<p>___ Designated Offence (s.487.04) Committed Prior to June 30, 2000</p> <p>___ The court may order a DNA sample - s. 487.052(1)</p>
5.	<p>___ Primary Designated Offence (s. 487.04)</p> <p>___ The Court shall order a DNA sample – s. s.487.051(1)(a)</p>
6.	<p>___ Secondary Designated Offence (s. 478.04)</p> <p>___ The Court may order a DNA sample - s. 487.051(1)(b)</p>

C. SEX OFFENDER INFORMATION REGISTRATION ACT

7.	<p>___ <i>Sex Offender Information Registration Act (s. 490.012)</i></p> <p>___ Crown Prosecutors should apply to the court at sentencing for a registration order in all cases of sex offenders who meet the offence criteria set by the legislation and where there is a reasonable likelihood of obtaining the order.</p>
----	---

D. MISCELLANEOUS SENTENCING ISSUES AND OTHER MATTERS

8.	____ Victim Surcharge – s. 737
9.	____ Eligibility for Parole a. ____ Minimum life imprisonment offences – s. 745 & s. 745.1 b. ____ Other offences – s. 743.6
10.	____ Mandatory Weapons Prohibition – s. 109
11.	____ Discretionary Weapons Prohibition – s. 110
12.	____ Mandatory Driving Prohibition – s. 259(1)
13.	____ Discretionary Driving Prohibition – s. 259(2)
14.	____ Prohibition Pertaining to Sexual Offences – s. 161
15.	____ Animals Prohibition – s. 446(4)
16.	____ Restitution a. ____ Restitution to victims of offence – s. 738 b. ____ Restitution to persons acting in good faith – s. 739
17.	____ Forfeiture a. ____ Firearms and weapons – s. 491 & s. 115 b. ____ Explosives – s. 492 c. ____ Instruments for forging or falsifying credit cards – s. 342.01 d. ____ Possession of device to obtain computer service – s. 342.2 e. ____ Theft, possession of device to obtain telecommunication service – s. 327 f. ____ Child pornography – s. 164.2 g. ____ Hate propaganda – s. 319 h. ____ Interception of private communications – s. 192 i. ____ Offence-related property – s. 490.1 j. ____ Property before the Court – s. 491.1 k. ____ Proceeds of crime – s. 462.37 l. ____ Fraud in relation to valuable minerals – s. 394 m. ____ Possession of stolen valuable minerals – s. 394.1 n. ____ Obtaining carriage by false billing – s. 401 o. ____ Trade mark offences – s. 412

SOIRA AND DNA DESIGNATED OFFENCES CHART

Sex Offender Information Registration Act

Designated Offences – s. 490.011(1)

ss. (a) Offences

s. 7(s. 7(4.1)	s. 163.1	s. 212(4)
s. 151	s. 170	s. 271
s. 152	s. 172.1	s. 272
s. 153	s. 173(2)	s. 273(2)(a)
s. 153.1	s. 212(1)(i)	s. 273(2)(b)
s. 155	s. 212(2)	s. 273.3(2)
s. 160(3)	s. 212(2.1)	

ss. (b) Offences

s. 173(1)	s. 279.01
s. 177	s. 280
s. 230	s. 281
s. 234	s. 348(1)(d) with intent
s. 246(b)	s. 348(1)(d) and commit
s. 264	s. 348(1)(e) with intent
s. 279	s. 348(1)(e) and commit

ss. (c) Offences

s. 144	As they
s. 145	read prior
s. 149	to Jan 4,
s. 156	1983
s. 246(1)	

ss. (d) Offences

s. 146(1)	As they
s. 146(2)	read prior
s. 153	to Jan 4,
s. 157	1983
s. 166	
s. 167	

ss. (e) Offences

An attempt or conspiracy to commit a ss. (a), (c), or (d) offence

ss. (f) Offences

An attempt or conspiracy to commit a ss. (b) offence
--

DNA Data Bank Orders – Primary Designated Offences

Section 487.04(a.1), (b), (c), (c.1), & (d)

(Mandatory but limited court discretion – grossly disproportionate test)

s. 75	s. 163.1(4)	s. 144 prior to Jan 4, 1983
s. 76	s. 163.1(4.1)	s. 146 prior to Jan 4, 1983
s. 77	s. 172.1	s. 148 prior to Jan 4, 1983
s. 78.1	s. 212(1)	s. 149 prior to Jan 4, 1983
s. 81(1)	s. 212(2)	s. 156 prior to Jan 4, 1983
s. 83.18	s. 212(4)	s. 157 prior to Jan 4, 1983
s. 83.19	s. 233	s. 153(1)(a) prior to Jan 1, 1988
s. 83.2	s. 271	An attempt or conspiracy to
s. 83.21	s. 279.01	commit any of the above listed
s. 83.22	s. 279.1	offences or an offence under s. 487.04(a)
s. 83.23	s. 348(1)(d)	s. 6 Security of Information Act
s. 151	s. 423.1	s. 20(1) Security of Information Act
s. 152	s. 431	s. 21(1) Security of Information Act
s. 153	s. 431.1	
s. 153.1	s. 431.2(2)	
s. 155	s. 467.11	
s. 163.1(2)	s. 467.12	
s. 163.1(3)	s. 467.13	

DNA Data Bank Orders – Primary Designated Offences

Section 487.04(a) (MANDATORY – NO COURT DISCRETION)

s. 212(2.1)	s. 244	s. 267	s. 273
s. 235	s. 244.1	s. 268	s. 279
s. 236	s. 245(a)	s. 269	s. 344
s. 239	s. 246	s. 272	s. 346

DNA Data Bank Orders – Secondary Designated Offences

Section 487.04

145	s. 264.1	An offence that is liable to a maximum sentence of FIVE OR MORE YEARS IMPRISONMENT, that may be prosecuted by indictment and is prosecuted by indictment
146	s. 266	
147	s. 270	
148	s. 348(1)(e)	Certain drug offences - see s. 487.04(b) (definition of secondary designated offence)
s. 160(3)	s. 349	
s. 170	s. 423	An attempt or conspiracy to commit an offence referred to in the previous two categories of offences and that is prosecuted by indictment
s. 173	s. 433 as read prior to July 1, 1990	
s. 252	s. 434 as read prior to July 1, 1990	
	An attempt or conspiracy to commit any of the previously listed offences	
s. 264		

January 1, 2008

Family Protection Unit – Probation Order

Accused/File:

Date:

Term of Order:

Compulsory Conditions:

1. Keep the peace and be of good behaviour.
2. Appear before the court when required to do so by the court.
3. Notify the court or the probation officer in advance of any change of name or address, and promptly notify the court or the probation officer of any change of employment or occupation.

Optional Conditions:

4. Report to a probation officer
 - (a) forthwith (24 hours/48 hours/_____ hours from release), and
 - (b) thereafter, when required by the probation officer and in the manner directed by the probation officer.
5. Remain in the jurisdiction of the court unless written permission to go outside the jurisdiction is obtained from the court or the probation officer in advance.
6. Abstain from
 - (a) the consumption of alcohol or other intoxicating substances, or
 - (b) the consumption of drugs except in accordance with a medical prescription.
7. Provide a sample of breath, blood or urine to the probation officer and/or a peace officer on reasonable suspicion that you have consumed alcohol or non-prescription drugs.
8. Abstain from owing, possessing or carrying _____ any weapon.
_____ a restricted weapon.
_____ a prohibited weapon.
_____ ammunition.
_____ other.
9. Provide for the support and care of dependants.

10. Perform _____ hours of community service as directed by the probation officer and provide proof of completion as directed by the probation officer no later than one month prior to the expiry of the probation order.

11. Agree to attend and actively participate in any assessment, treatment, counselling and/or community programming as directed by the probation officer, in particular

- | | |
|----------------------------------|---------------|
| (a) Substance abuse | AADAC |
| (b) Domestic Violence | Changing Ways |
| (c) Psychiatric/Psychological | FACS |
| (d) Parenting | |
| (e) Gambling Addiction | |
| (f) Financial Management | |
| (g) As directed by Child Welfare | |
| (h) Other: _____ | |

12. Provide the probation officer with proof of attendance and/or completion of such assessment, treatment, counselling and/or community programming as directed.

13. Have no contact or communication, directly or indirectly, with

- | | |
|-----------|---------------|
| (a) _____ | (complainant) |
| (b) _____ | (family) |
| (c) _____ | (witness) |
| (d) _____ | (other) |

Except

- | | |
|-------|---|
| (i) | as may be specifically approved by the probation officer in advance in writing; |
| (ii) | as may be provided in subsequent court orders; |
| (iii) | through legal counsel for the purpose of |
| | a. arranging access to the children of the marriage |
| | b. resolving matrimonial property matters |
| | c. _____ (other) |

14. Not be within a _____ block radius of _____ (home)

_____ (work)
_____ (other)

15. Make diligent efforts to find and maintain employment and report same to the probation officer. If not seeking employment or maintaining it, attend full time an educational institution as approved by the probation officer.

16. Make restitution in the sum of \$ _____ to _____, payable to the Clerk of the Court as follows:

(a) full payment by no later than _____.

(b) installments _____.

Such payment(s) are to be made no later than one month prior to the expiry of this probation order.

17. Refrain absolutely from engaging in or attempting to engage in any activity with any person under the age of _____ (14/16/18) years.

18. Refrain absolutely from being present in (or within 100 meters of) any public park, public swimming area, daycare centre, school ground, play ground, or community centre where one might reasonably expect children under the age of _____ (14/16/18) years to be present.

19. Refrain from entering any home which is the residence of any child under the age of _____ (14/16/18) years, unless in the immediate presence of an adult guardian, or parent of such child.

20. Not to possess any electronic equipment, computer, computer function, computer record, computer disk, CD Rom, floppy disc, or any other electronic media, which has the capability of storing or viewing child pornography or other pornographic material.

21. Not to possess any child or other pornography whether it be on paper, video or audiotape, or computer disc or hard drive, or other electronic media.

22. Not to enter into any personal or romantic relationship, cohabitation, marriage or common-law relationship with a woman who is a mother to children under the age of _____ (14/16/18) years.

23. Retain a copy of this Probation Order on your person at all times, and provide it upon request to any peace officer with whom you may come into contact.

WHY PREPARE A VICTIM IMPACT STATEMENT?

1. **For yourself:** The Victim Impact Statement provides you with an opportunity to describe how you have been affected by the crime.
2. **For the Court:** If a charge is laid and the accused person is found guilty, your Victim Impact Statement will be considered by the Judge at the time of sentencing. Your Victim Impact Statement will help the Court understand how the crime has affected you emotionally and physically, and the effect the crime has had on your life.

WHAT YOU CAN AND CANNOT INCLUDE IN A VICTIM IMPACT STATEMENT

1. What you CAN include in your Victim Impact Statement:

- How the crime has affected you emotionally.
- How the crime has affected you physically.
- The effect the crime has had on your life.

2. Do NOT include:

- Information or evidence about the crime or how the crime occurred. This information will have been in the Witness Statement you gave to police. When your Victim Impact Statement is considered by the Court, the accused person will already have been found guilty.
- Criticisms about the accused person's character.
- Your recommendation as to the type of sentence or the severity of punishment the accused should receive.

If your Victim Impact Statement contains any of the above, the Court may not consider it.

3. Please remember:

- The offender will have the opportunity to read your Victim Impact Statement at the sentencing hearing. Do not include anything that you do not want the offender to know.
- The Victim Impact Statement does not deal with financial loss. Please contact Victim Services for information about how to request restitution. If you suffered injury as a result of the crime, please ask Victim Services for information about the Financial Benefits Program.
- Sentencing can occur at any time. To ensure your Victim Impact Statement is available to the Court in time to be considered during sentencing, please deliver or mail it to the courthouse as soon as possible.

HOW TO SUBMIT YOUR VICTIM IMPACT STATEMENT

1. First, notify Victim Services that you intend to prepare a Victim Impact Statement. Victim Services can assist you and will alert the Court to watch for your Victim Impact Statement.
2. Once you have completed your Victim Impact Statement, sign it and put it in the blue Victim Impact Statement envelope.
3. Seal the blue Victim Impact Statement envelope.
4. On the outside of the blue Victim Impact Statement envelope, check the box that indicates whether or not you wish to read your Victim Impact Statement in Court.
5. Put the sealed blue Victim Impact Statement envelope inside the white return envelope that has a Courthouse address pre-printed on it.
6. Deliver the white return envelope to the nearest courthouse location, or mail it to the address stamped on the envelope.

You may wish to make a copy of your Victim Impact Statement to keep for your records.

Victim's Name	Accused Person's Name (if known)
Police Agency Name	Police File Number

PLEASE DESCRIBE HOW THIS CRIME HAS AFFECTED YOU EMOTIONALLY

PLEASE DESCRIBE HOW THIS CRIME HAS AFFECTED YOU PHYSICALLY

PLEASE DESCRIBE THE EFFECT THIS CRIME HAS HAD ON YOUR LIFE

Additional pages can be attached if you desire. ☐ Yes, the Victim Impact Statement continues on the attached pages.

I UNDERSTAND THE FOLLOWING

1. The information in this Victim Impact Statement will be considered only if a charge is laid and the accused person is found guilty.

2. After a finding of guilt, a copy of this Victim Impact Statement will be provided to the Judge, the Crown prosecutor, the defence lawyer and the offender.

3. The Judge will consider the Victim Impact Statement at the time the offender is sentenced.

4. If the Victim Impact Statement is read aloud in court, anyone in the courtroom will be able to hear it. After the Judge considers the Victim Impact Statement, it will become a matter of public record. A member of the public or media

could apply to the Court to have access to a copy of the Victim Impact Statement.

5. If the Victim Impact Statement is not considered by a Judge (for example, if the accused is found not guilty), the Victim Impact Statement will remain in the sealed envelope.

6. If the offender is sentenced to probation or prison, the Victim Impact Statement will be provided to provincial or federal correctional authorities and the National Parole Board.

7. If the accused person is found "not criminally responsible on account of mental disorder," the Victim Impact Statement will be provided to the Alberta Review Board.

Signature

Date

If someone other than the victim has prepared this Victim Impact Statement, please complete the following:

Name of person who prepared this statement

Relationship to victim

You may wish to make a copy of your Victim Impact Statement to keep for your records.