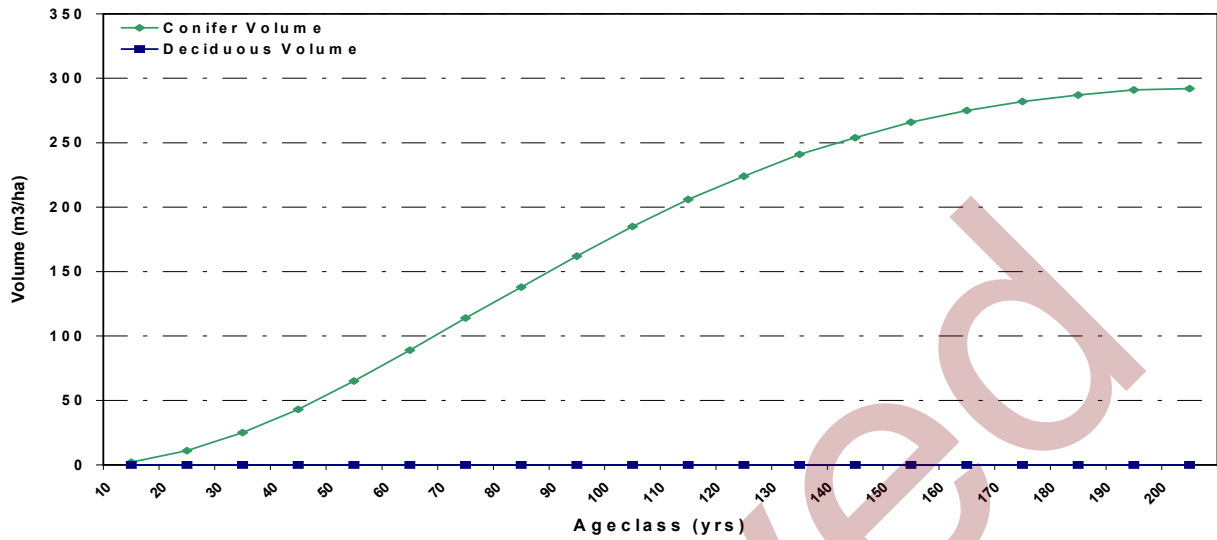


APPENDIX D

NET YIELD CURVES

Archived

YIELD CURVE: 10-AB-S-G



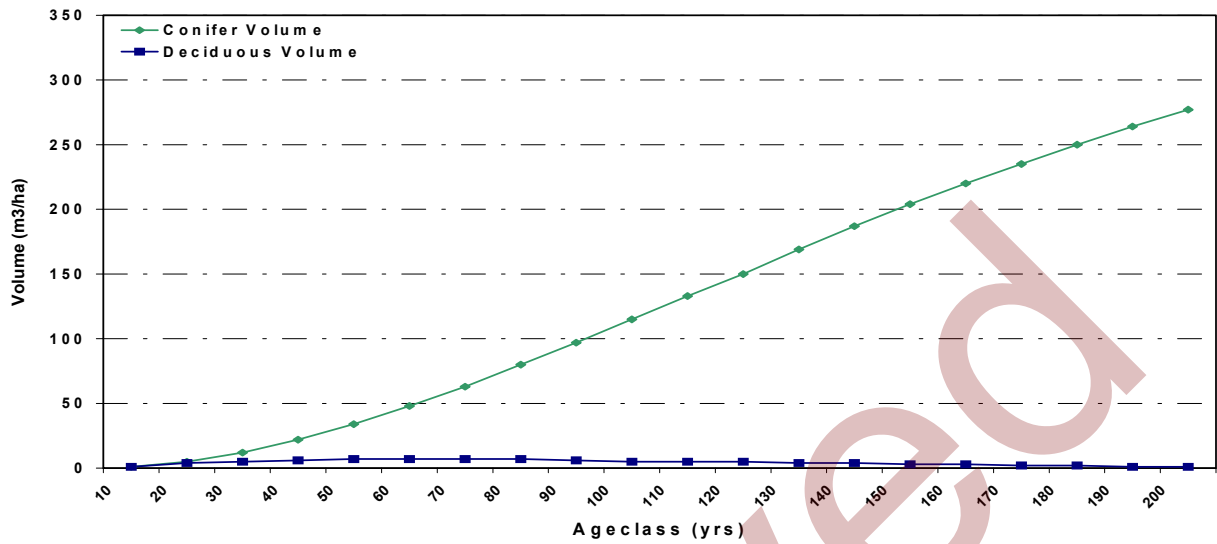
YIELD TABLE: 10-AB-S-G

YIELD CURVE COEFFICIENTS	b_0	b_1	b_2
CONIFER	0.011681029	2.354569496	0.011681029
DECIDUOUS	0.000000017	3.394484687	0.011712602

15/10 UTILIZATION

AGECLASS (YRS)	PREDICTED VOLUME (M3/HA)		MEAN ANNUAL INCREMENT (M3/HA/YR)	
	CONIFER	DECIDUOUS	CONIFER	DECIDUOUS
10	2	0	0.20	0
20	11	0	0.55	0
30	25	0	0.83	0
40	43	0	1.08	0
50	65	0	1.30	0
60	89	0	1.48	0
70	114	0	1.63	0
80	138	0	1.73	0
90	162	0	1.80	0
100	185	0	1.85	0
110	206	0	1.87	0
120	224	0	1.87	0
130	241	0	1.85	0
140	254	0	1.81	0
150	266	0	1.77	0
160	275	0	1.72	0
170	282	0	1.66	0
180	287	0	1.59	0
190	291	0	1.53	0
200	292	0	1.46	0

YIELD CURVE: 10-AB-S-M



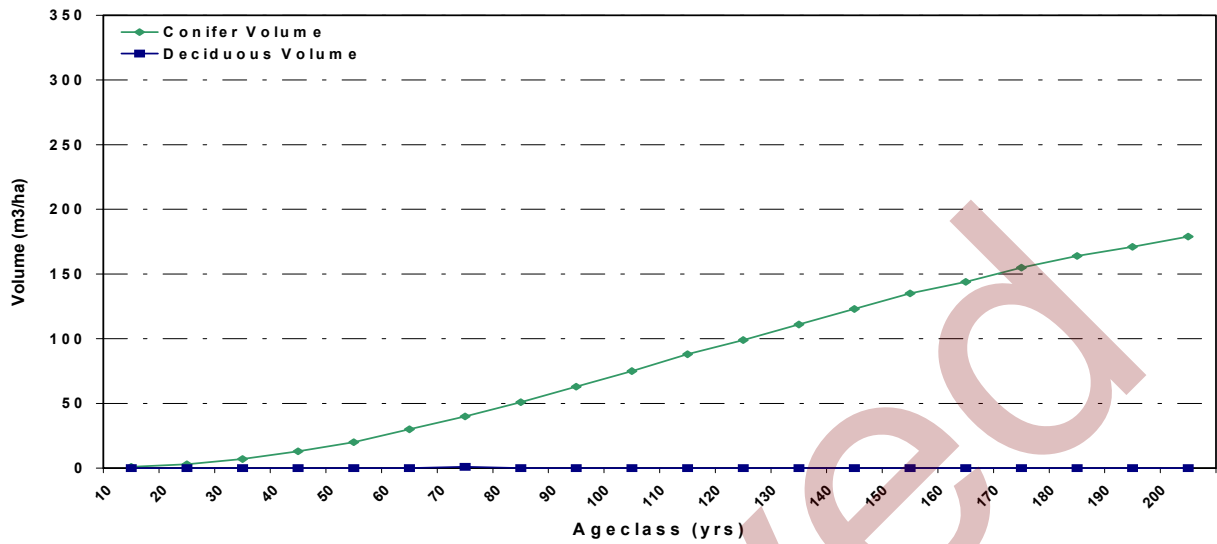
YIELD TABLE: 10-AB-S-M

YIELD CURVE COEFFICIENTS	b_0	b_1	b_2
CONIFER	0.006789848	2.262929059	0.006789848
DECIDUOUS	0.028901663	1.798303626	0.028901663

15/10 UTILIZATION

AGECLASS (YRS)	PREDICTED VOLUME (M3/HA)		MEAN ANNUAL INCREMENT (M3/HA/YR)	
	CONIFER	DECIDUOUS	CONIFER	DECIDUOUS
10	1	1	0.10	0.10
20	5	4	0.25	0.20
30	12	5	0.40	0.17
40	22	6	0.55	0.15
50	34	7	0.68	0.14
60	48	7	0.80	0.12
70	63	7	0.90	0.10
80	80	7	1.00	0.09
90	97	6	1.08	0.07
100	115	5	1.15	0.05
110	133	5	1.21	0.05
120	150	5	1.25	0.04
130	169	4	1.30	0.03
140	187	4	1.34	0.03
150	204	3	1.36	0.02
160	220	3	1.38	0.02
170	235	2	1.38	0.01
180	250	2	1.39	0.01
190	264	1	1.39	0.01
200	277	1	1.39	0.01

YIELD CURVE: 10-AB-S-F



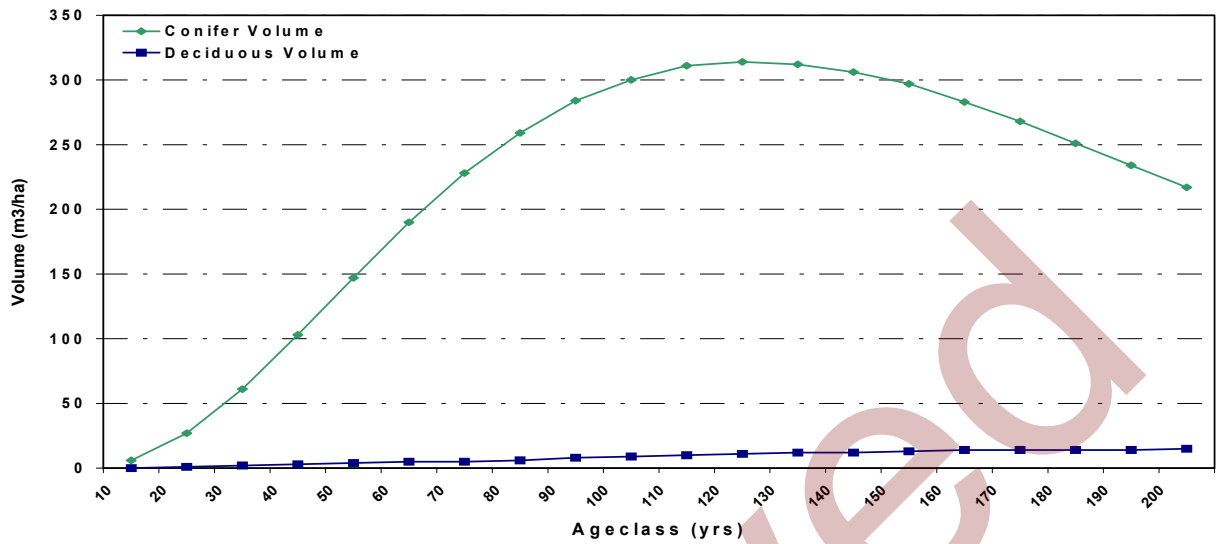
YIELD TABLE: 10-AB-S-F

YIELD CURVE COEFFICIENTS	b_0	b_1	b_2
CONIFER	0.001802883	2.493615688	0.008442724
DECIDUOUS	0.000008172	3.410257013	0.049206286

15/10 UTILIZATION

AGECLASS (YRS)	PREDICTED VOLUME (M3/HA)		MEAN ANNUAL INCREMENT (M3/HA/YR)	
	CONIFER	DECIDUOUS	CONIFER	DECIDUOUS
10	1	0	0.10	0.00
20	3	0	0.15	0.00
30	7	0	0.23	0.00
40	13	0	0.33	0.00
50	20	0	0.40	0.00
60	30	0	0.50	0.00
70	40	1	0.57	0.01
80	51	0	0.64	0.00
90	63	0	0.70	0.00
100	75	0	0.75	0.00
110	88	0	0.80	0.00
120	99	0	0.83	0.00
130	111	0	0.85	0.00
140	123	0	0.88	0.00
150	135	0	0.90	0.00
160	144	0	0.90	0.00
170	155	0	0.91	0.00
180	164	0	0.91	0.00
190	171	0	0.90	0.00
200	179	0	0.90	0.00

YIELD CURVE: 10-CD-S-G



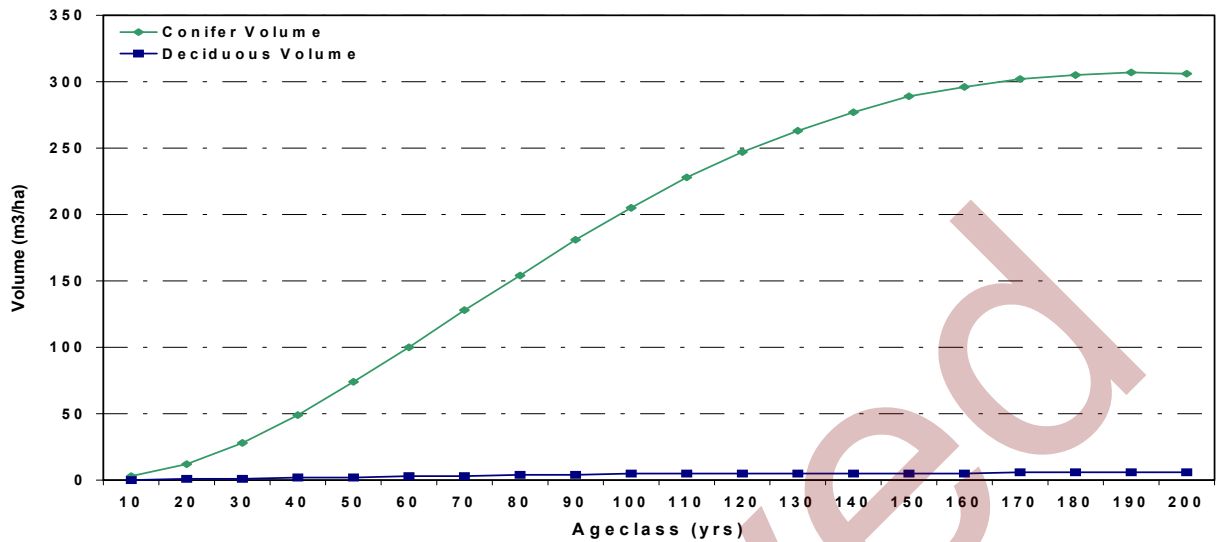
YIELD TABLE: 10-CD-S-G

YIELD CURVE COEFFICIENTS	b_0	b_1	b_2
CONIFER	0.020695572	2.531501060	0.020695572
DECIDUOUS	0.006454283	1.727843258	0.006454283

15/10 UTILIZATION

AGECLASS (YRS)	PREDICTED VOLUME (M3/HA)		MEAN ANNUAL INCREMENT (M3/HA/YR)	
	CONIFER	DECIDUOUS	CONIFER	DECIDUOUS
10	6	0	0.60	0.00
20	27	1	1.35	0.05
30	61	2	2.03	0.07
40	103	3	2.58	0.08
50	147	4	2.94	0.08
60	190	5	3.17	0.08
70	228	5	3.26	0.07
80	259	6	3.24	0.08
90	284	8	3.16	0.09
100	300	9	3.00	0.09
110	311	10	2.83	0.09
120	314	11	2.62	0.09
130	312	12	2.40	0.09
140	306	12	2.19	0.09
150	297	13	1.98	0.09
160	283	14	1.77	0.09
170	268	14	1.58	0.08
180	251	14	1.39	0.08
190	234	14	1.23	0.07
200	217	15	1.09	0.08

YIELD CURVE: 10-CD-S-M



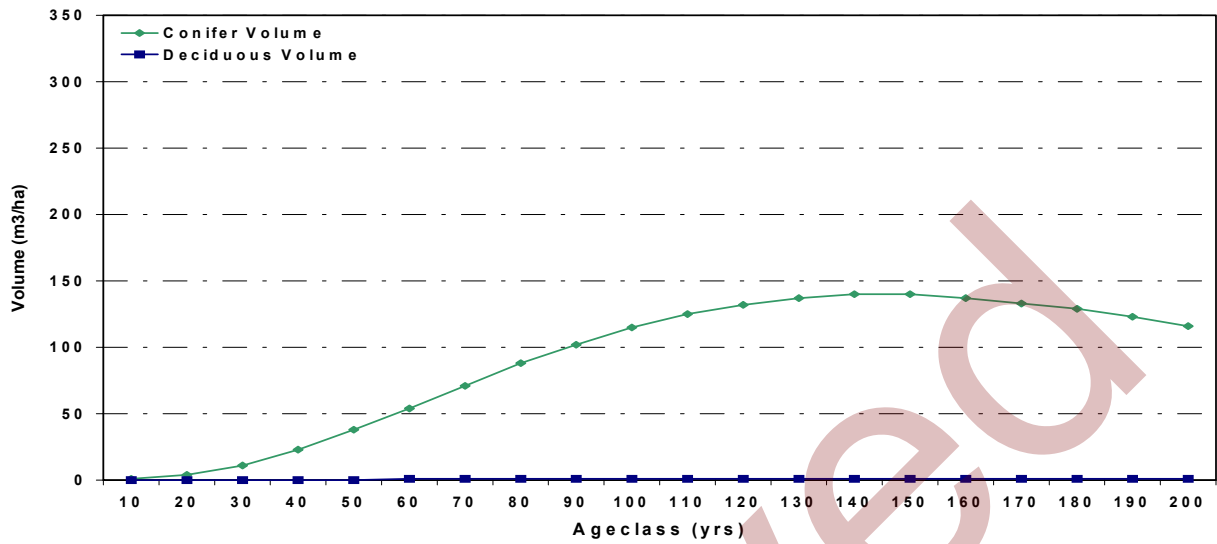
YIELD TABLE: 10-CD-S-M

YIELD CURVE COEFFICIENTS	b_0	b_1	b_2
CONIFER	0.012390348	2.379866690	0.012390348
DECIDUOUS	0.007184655	1.563554714	0.007184655

15/10 UTILIZATION

AGECLASS (YRS)	PREDICTED VOLUME (M3/HA)		MEAN ANNUAL INCREMENT (M3/HA/YR)	
	CONIFER	DECIDUOUS	CONIFER	DECIDUOUS
10	3	0	0.30	0.00
20	12	1	0.60	0.05
30	28	1	0.93	0.03
40	49	2	1.23	0.05
50	74	2	1.48	0.04
60	100	3	1.67	0.05
70	128	3	1.83	0.04
80	154	4	1.93	0.05
90	181	4	2.01	0.04
100	205	5	2.05	0.05
110	228	5	2.07	0.05
120	247	5	2.06	0.04
130	263	5	2.02	0.04
140	277	5	1.98	0.04
150	289	5	1.93	0.03
160	296	5	1.85	0.03
170	302	6	1.78	0.04
180	305	6	1.69	0.03
190	307	6	1.62	0.03
200	306	6	1.53	0.03

YIELD CURVE: 10-CD-S-F



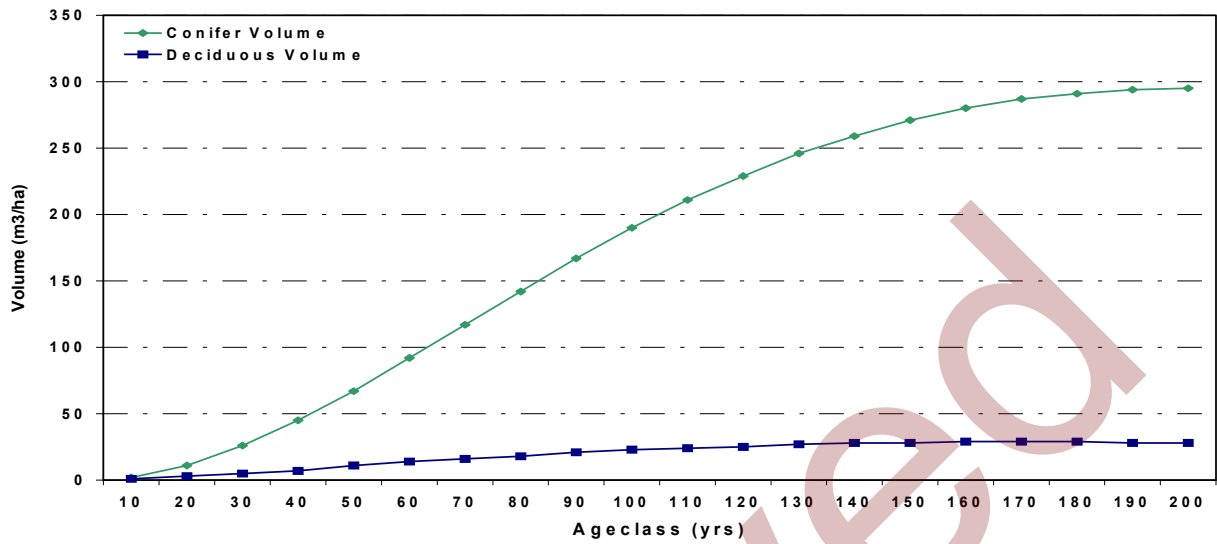
YIELD TABLE: 10-CD-S-F

YIELD CURVE COEFFICIENTS	b_0	b_1	b_2
CONIFER	0.000414283	3.200713962	0.022003804
DECIDUOUS	0.000052669	2.501721678	0.015600676

15/10 UTILIZATION

AGECLASS (YRS)	PREDICTED VOLUME (M3/HA)		MEAN ANNUAL INCREMENT (M3/HA/YR)	
	CONIFER	DECIDUOUS	CONIFER	DECIDUOUS
10	1	0	0.10	0.00
20	4	0	0.20	0.00
30	11	0	0.37	0.00
40	23	0	0.58	0.00
50	38	0	0.76	0.00
60	54	1	0.90	0.02
70	71	1	1.01	0.01
80	88	1	1.10	0.01
90	102	1	1.13	0.01
100	115	1	1.15	0.01
110	125	1	1.14	0.01
120	132	1	1.10	0.01
130	137	1	1.05	0.01
140	140	1	1.00	0.01
150	140	1	0.93	0.01
160	137	1	0.86	0.01
170	133	1	0.78	0.01
180	129	1	0.72	0.01
190	123	1	0.65	0.01
200	116	1	0.58	0.01

YIELD CURVE: 11-AB-S-G



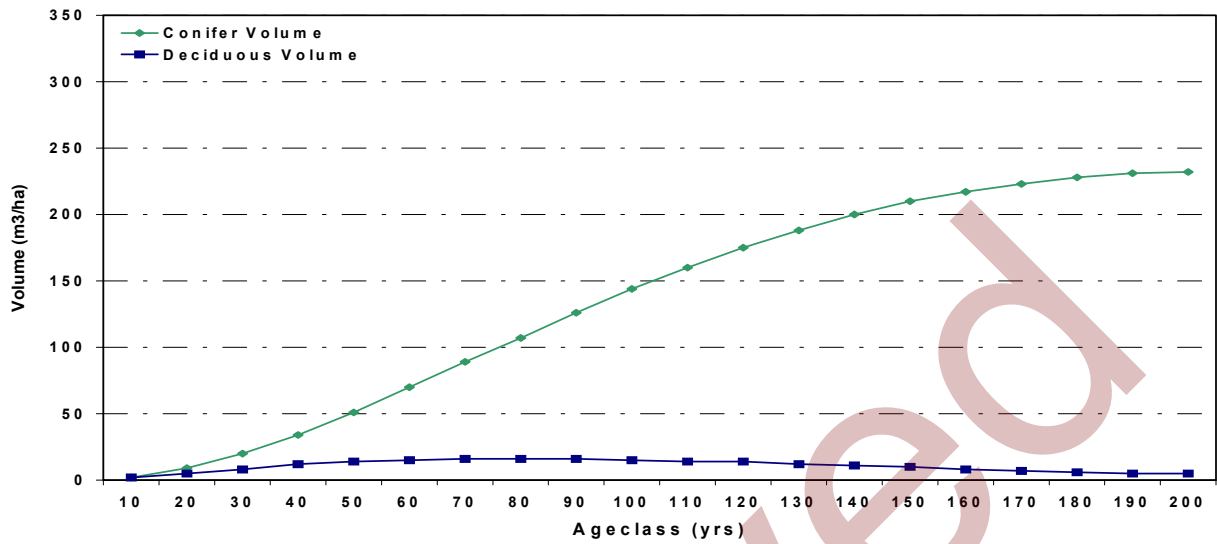
YIELD TABLE: 11-AB-S-G

YIELD CURVE COEFFICIENTS	b_0	b_1	b_2
CONIFER	0.011883937	2.360853746	0.011883937
DECIDUOUS	0.011189284	1.918153259	0.011189284

15/10 UTILIZATION

AGECLASS (YRS)	PREDICTED VOLUME (M3/HA)		MEAN ANNUAL INCREMENT (M3/HA/YR)	
	CONIFER	DECIDUOUS	CONIFER	DECIDUOUS
10	2	1	0.20	0.10
20	11	3	0.55	0.15
30	26	5	0.87	0.17
40	45	7	1.13	0.18
50	67	11	1.34	0.22
60	92	14	1.53	0.23
70	117	16	1.67	0.23
80	142	18	1.78	0.23
90	167	21	1.86	0.23
100	190	23	1.90	0.23
110	211	24	1.92	0.22
120	229	25	1.91	0.21
130	246	27	1.89	0.21
140	259	28	1.85	0.20
150	271	28	1.81	0.19
160	280	29	1.75	0.18
170	287	29	1.69	0.17
180	291	29	1.62	0.16
190	294	28	1.55	0.15
200	295	28	1.48	0.14

YIELD CURVE: 11-AB-S-M



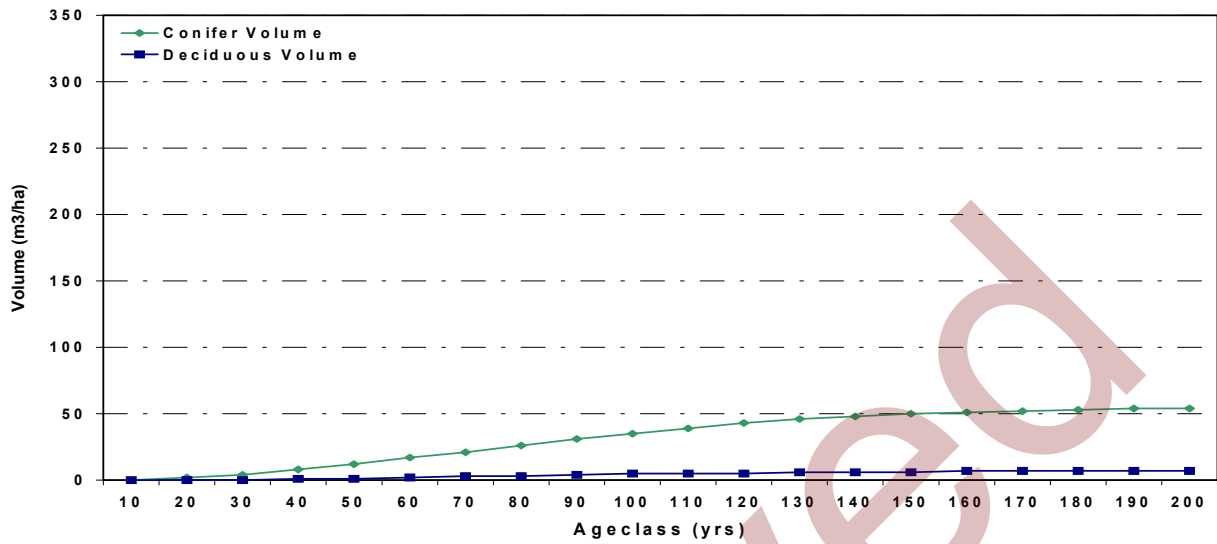
YIELD TABLE: 11-AB-S-M

YIELD CURVE COEFFICIENTS	b_0	b_1	b_2
CONIFER	0.011036005	2.298631855	0.011036005
DECIDUOUS	0.025317659	1.962600883	0.025317659

15/10 UTILIZATION

AGECLASS (YRS)	PREDICTED VOLUME (M3/HA)		MEAN ANNUAL INCREMENT (M3/HA/YR)	
	CONIFER	DECIDUOUS	CONIFER	DECIDUOUS
10	2	2	0.20	0.20
20	9	5	0.45	0.25
30	20	8	0.67	0.27
40	34	12	0.85	0.30
50	51	14	1.02	0.28
60	70	15	1.17	0.25
70	89	16	1.27	0.23
80	107	16	1.34	0.20
90	126	16	1.40	0.18
100	144	15	1.44	0.15
110	160	14	1.45	0.13
120	175	14	1.46	0.12
130	188	12	1.45	0.09
140	200	11	1.43	0.08
150	210	10	1.40	0.07
160	217	8	1.36	0.05
170	223	7	1.31	0.04
180	228	6	1.27	0.03
190	231	5	1.22	0.03
200	232	5	1.16	0.03

YIELD CURVE: 11-AB-S-F



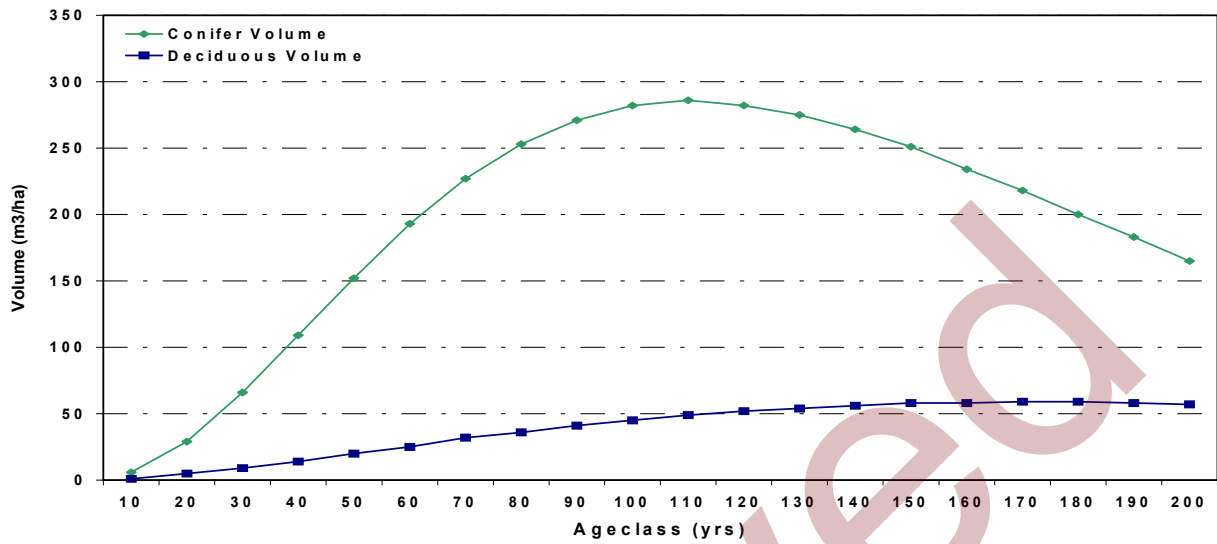
YIELD TABLE: 11-AB-S-F

YIELD CURVE COEFFICIENTS	b_0	b_1	b_2
CONIFER	0.001656153	2.431004715	0.012374141
DECIDUOUS	0.000021338	3.016904844	0.015805943

15/10 UTILIZATION

AGECLASS (YRS)	PREDICTED VOLUME (M3/HA)		MEAN ANNUAL INCREMENT (M3/HA/YR)	
	CONIFER	DECIDUOUS	CONIFER	DECIDUOUS
10	0	0	0.00	0.00
20	2	0	0.10	0.00
30	4	0	0.13	0.00
40	8	1	0.20	0.03
50	12	1	0.24	0.02
60	17	2	0.28	0.03
70	21	3	0.30	0.04
80	26	3	0.33	0.04
90	31	4	0.34	0.04
100	35	5	0.35	0.05
110	39	5	0.35	0.05
120	43	5	0.36	0.04
130	46	6	0.35	0.05
140	48	6	0.34	0.04
150	50	6	0.33	0.04
160	51	7	0.32	0.04
170	52	7	0.31	0.04
180	53	7	0.29	0.04
190	54	7	0.28	0.04
200	54	7	0.27	0.04

YIELD CURVE: 11-CD-S-G



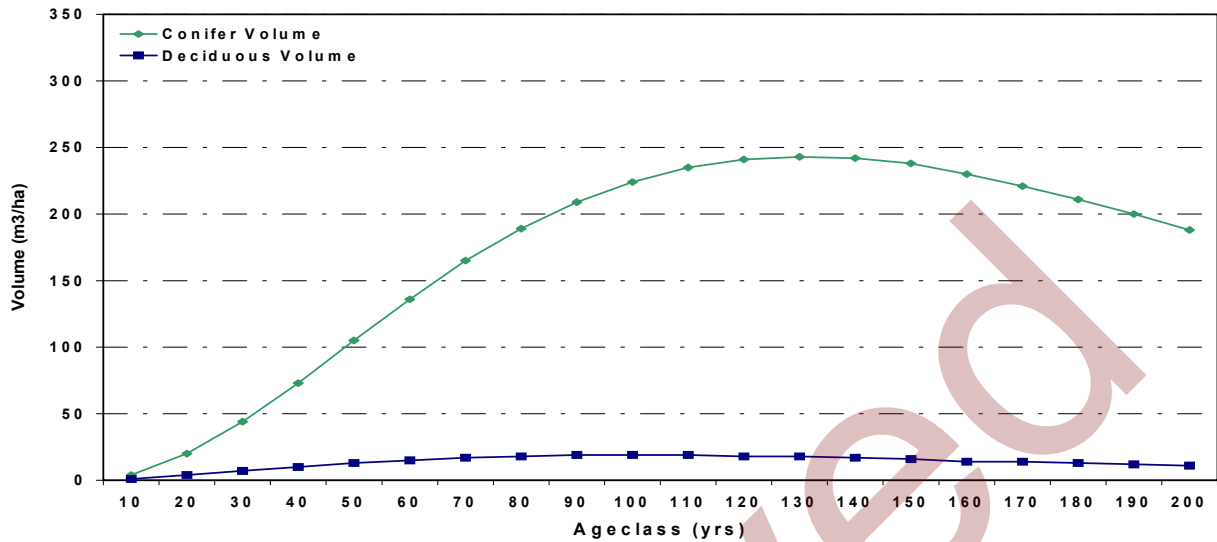
YIELD TABLE: 11-CD-S-G

YIELD CURVE COEFFICIENTS	b_0	b_1	b_2
CONIFER	0.022841467	2.542810082	0.022841467
DECIDUOUS	0.012118670	2.072434820	0.012118670

15/10 UTILIZATION

AGECLASS (YRS)	PREDICTED VOLUME (M3/HA)		MEAN ANNUAL INCREMENT (M3/HA/YR)	
	CONIFER	DECIDUOUS	CONIFER	DECIDUOUS
10	6	1	0.60	0.10
20	29	5	1.45	0.25
30	66	9	2.20	0.30
40	109	14	2.73	0.35
50	152	20	3.04	0.40
60	193	25	3.22	0.42
70	227	32	3.24	0.46
80	253	36	3.16	0.45
90	271	41	3.01	0.46
100	282	45	2.82	0.45
110	286	49	2.60	0.45
120	282	52	2.35	0.43
130	275	54	2.12	0.42
140	264	56	1.89	0.40
150	251	58	1.67	0.39
160	234	58	1.46	0.36
170	218	59	1.28	0.35
180	200	59	1.11	0.33
190	183	58	0.96	0.31
200	165	57	0.83	0.29

YIELD CURVE: 11-CD-S-M



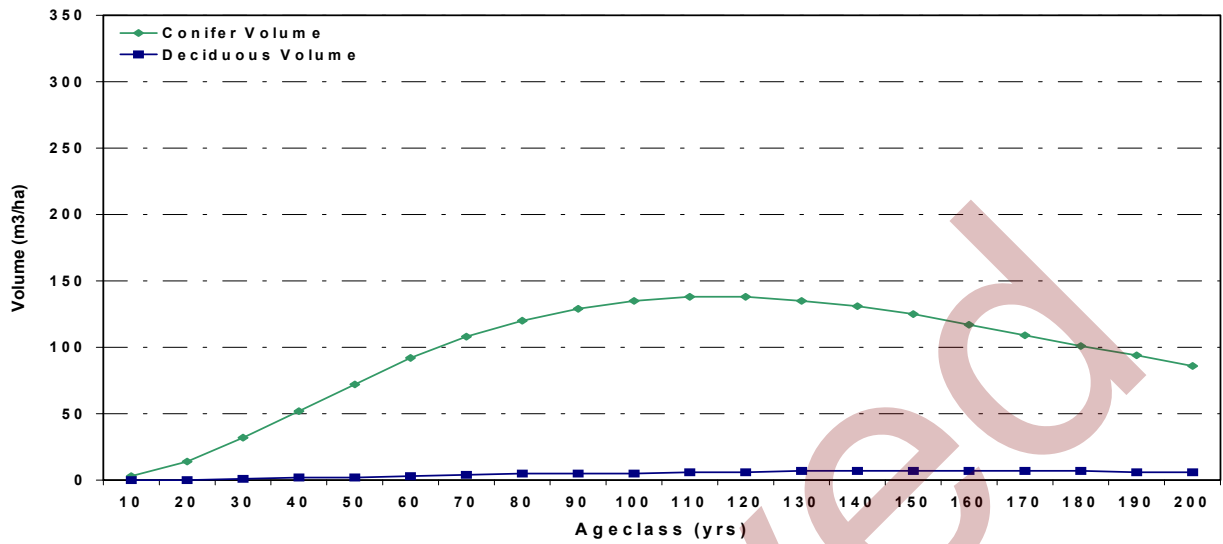
YIELD TABLE: 11-CD-S-M

YIELD CURVE COEFFICIENTS	b_0	b_1	b_2
CONIFER	0.018612675	2.445816611	0.018612675
DECIDUOUS	0.019201931	1.935916417	0.019201931

15/10 UTILIZATION

AGECLASS (YRS)	PREDICTED VOLUME (M3/HA)		MEAN ANNUAL INCREMENT (M3/HA/YR)	
	CONIFER	DECIDUOUS	CONIFER	DECIDUOUS
10	4	1	0.40	0.10
20	20	4	1.00	0.20
30	44	7	1.47	0.23
40	73	10	1.83	0.25
50	105	13	2.10	0.26
60	136	15	2.27	0.25
70	165	17	2.36	0.24
80	189	18	2.36	0.23
90	209	19	2.32	0.21
100	224	19	2.24	0.19
110	235	19	2.14	0.17
120	241	18	2.01	0.15
130	243	18	1.87	0.14
140	242	17	1.73	0.12
150	238	16	1.59	0.11
160	230	14	1.44	0.09
170	221	14	1.30	0.08
180	211	13	1.17	0.07
190	200	12	1.05	0.06
200	188	11	0.94	0.06

YIELD CURVE: 11-CD-S-F



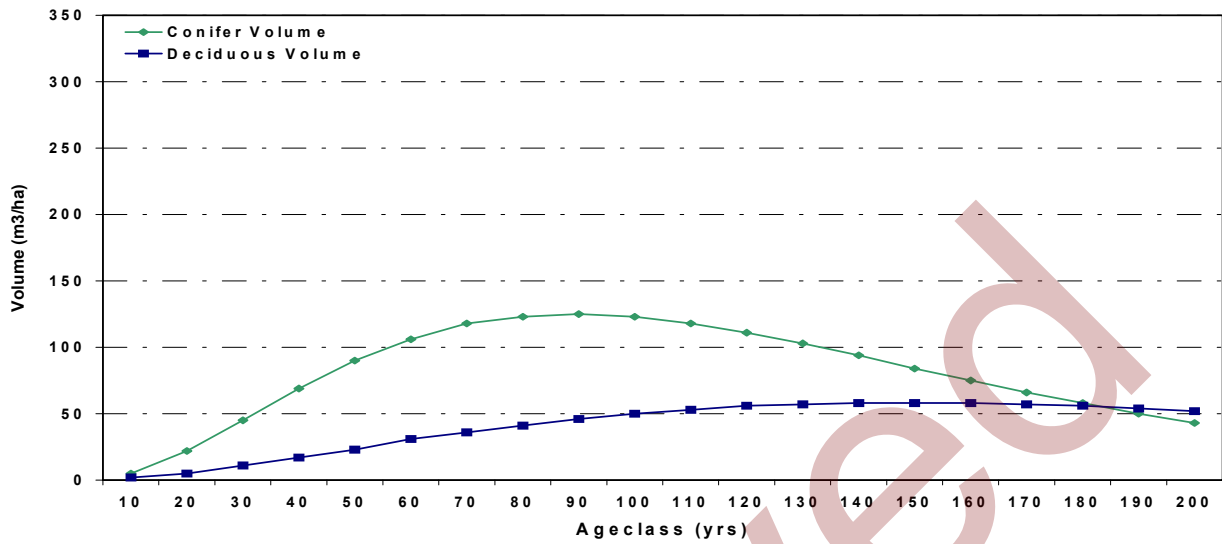
YIELD TABLE: 11-CD-S-F

YIELD CURVE COEFFICIENTS	b_0	b_1	b_2
CONIFER	0.013783792	2.465995132	0.021587034
DECIDUOUS	0.000243670	2.570531181	0.016686215

15/10 UTILIZATION

AGECLASS (YRS)	PREDICTED VOLUME (M3/HA)		MEAN ANNUAL INCREMENT (M3/HA/YR)	
	CONIFER	DECIDUOUS	CONIFER	DECIDUOUS
10	3	0	0.30	0.00
20	14	0	0.70	0.00
30	32	1	1.07	0.03
40	52	2	1.30	0.05
50	72	2	1.44	0.04
60	92	3	1.53	0.05
70	108	4	1.54	0.06
80	120	5	1.50	0.06
90	129	5	1.43	0.06
100	135	5	1.35	0.05
110	138	6	1.25	0.05
120	138	6	1.15	0.05
130	135	7	1.04	0.05
140	131	7	0.94	0.05
150	125	7	0.83	0.05
160	117	7	0.73	0.04
170	109	7	0.64	0.04
180	101	7	0.56	0.04
190	94	6	0.49	0.03
200	86	6	0.43	0.03

YIELD CURVE: A-AB-MX-A



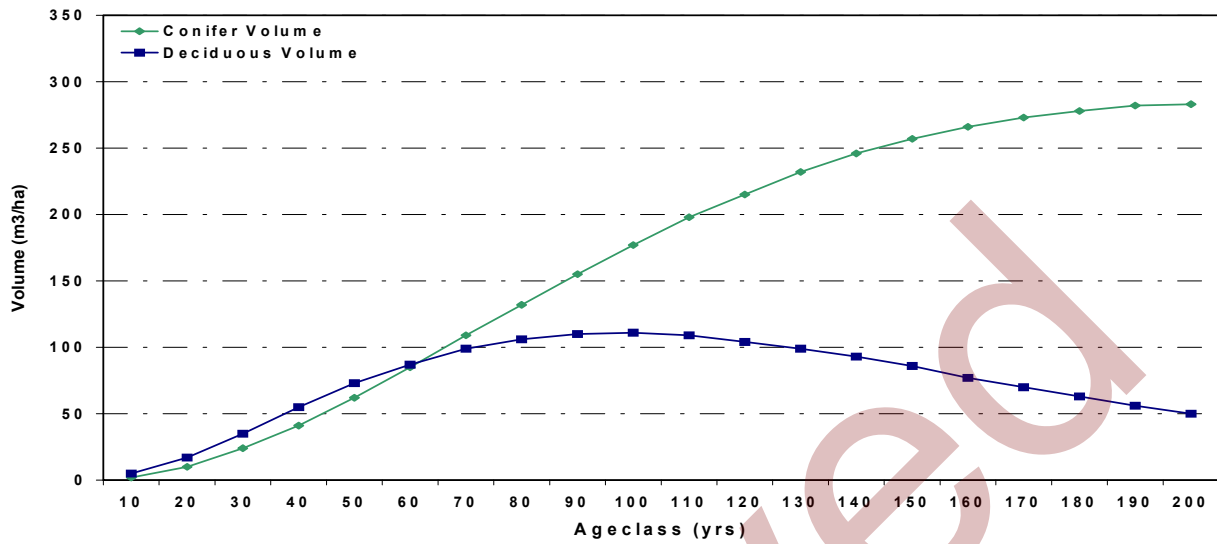
YIELD TABLE: A-AB-MX-A

YIELD CURVE COEFFICIENTS	b_0	b_1	b_2
CONIFER	0.027085387	2.418104864	0.027085387
DECIDUOUS	0.014169562	2.105017026	0.014169562

15/10 UTILIZATION

AGECLASS (YRS)	PREDICTED VOLUME (M3/HA)		MEAN ANNUAL INCREMENT (M3/HA/YR)	
	CONIFER	DECIDUOUS	CONIFER	DECIDUOUS
10	5	2	0.50	0.20
20	22	5	1.10	0.25
30	45	11	1.50	0.37
40	69	17	1.73	0.43
50	90	23	1.80	0.46
60	106	31	1.77	0.52
70	118	36	1.69	0.51
80	123	41	1.54	0.51
90	125	46	1.39	0.51
100	123	50	1.23	0.50
110	118	53	1.07	0.48
120	111	56	0.93	0.47
130	103	57	0.79	0.44
140	94	58	0.67	0.41
150	84	58	0.56	0.39
160	75	58	0.47	0.36
170	66	57	0.39	0.34
180	58	56	0.32	0.31
190	50	54	0.26	0.28
200	43	52	0.22	0.26

YIELD CURVE: A-CD-MX-A



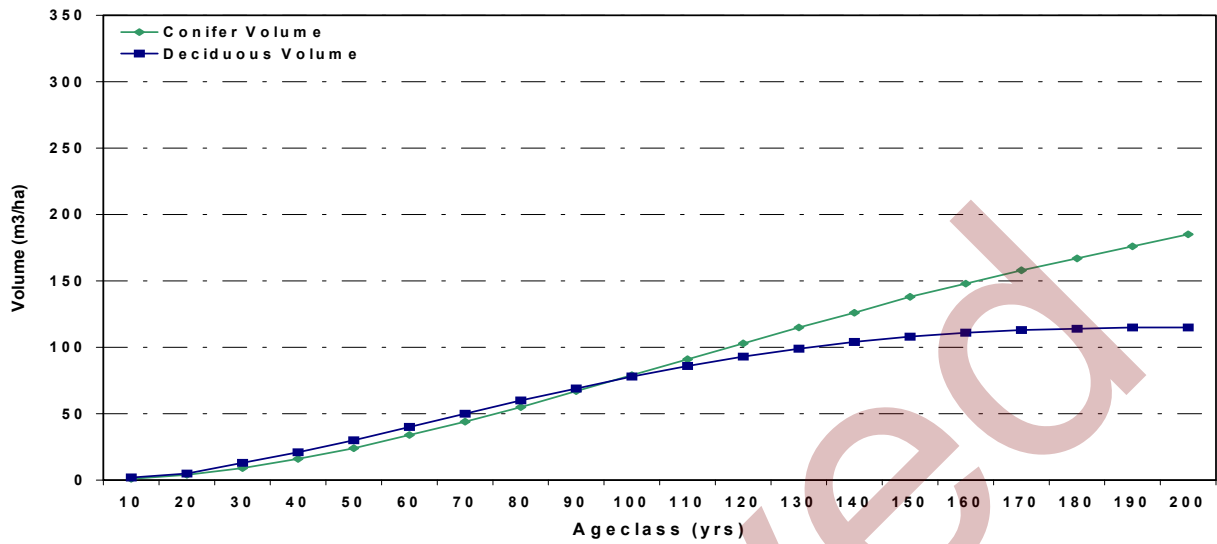
YIELD TABLE: A-CD-MX-A

YIELD CURVE COEFFICIENTS	b_0	b_1	b_2
CONIFER	0.011484161	2.344956307	0.011484161
DECIDUOUS	0.024597749	2.383649298	0.024597749

15/10 UTILIZATION

AGECLASS (YRS)	PREDICTED VOLUME (M3/HA)		MEAN ANNUAL INCREMENT (M3/HA/YR)	
	CONIFER	DECIDUOUS	CONIFER	DECIDUOUS
10	2	5	0.20	0.50
20	10	17	0.50	0.85
30	24	35	0.80	1.17
40	41	55	1.03	1.38
50	62	73	1.24	1.46
60	85	87	1.42	1.45
70	109	99	1.56	1.41
80	132	106	1.65	1.33
90	155	110	1.72	1.22
100	177	111	1.77	1.11
110	198	109	1.80	0.99
120	215	104	1.79	0.87
130	232	99	1.78	0.76
140	246	93	1.76	0.66
150	257	86	1.71	0.57
160	266	77	1.66	0.48
170	273	70	1.61	0.41
180	278	63	1.54	0.35
190	282	56	1.48	0.29
200	283	50	1.42	0.25

YIELD CURVE: A-AB-H-A



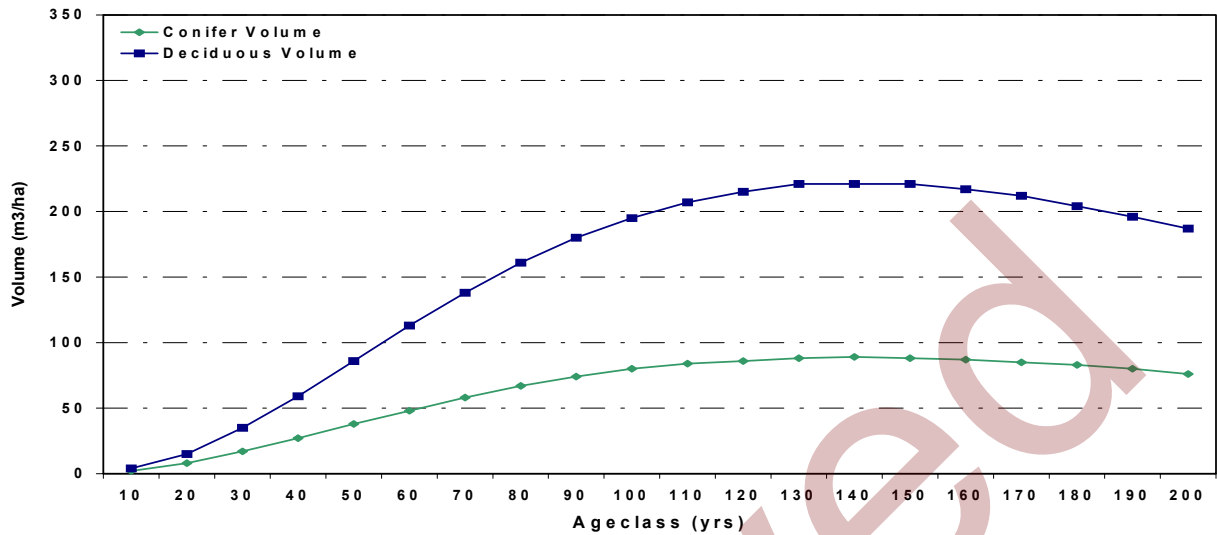
YIELD TABLE: A-AB-H-A

YIELD CURVE COEFFICIENTS	b_0	b_1	b_2
CONIFER	0.006519575	2.183901762	0.006519575
DECIDUOUS	0.011239586	2.187476473	0.011239586

15/10 UTILIZATION

AGECLASS (YRS)	PREDICTED VOLUME (M3/HA)		MEAN ANNUAL INCREMENT (M3/HA/YR)	
	CONIFER	DECIDUOUS	CONIFER	DECIDUOUS
10	1	2	0.10	0.20
20	4	5	0.20	0.25
30	9	13	0.30	0.43
40	16	21	0.40	0.53
50	24	30	0.48	0.60
60	34	40	0.57	0.67
70	44	50	0.63	0.71
80	55	60	0.69	0.75
90	67	69	0.74	0.77
100	79	78	0.79	0.78
110	91	86	0.83	0.78
120	103	93	0.86	0.78
130	115	99	0.88	0.76
140	126	104	0.90	0.74
150	138	108	0.92	0.72
160	148	111	0.93	0.69
170	158	113	0.93	0.66
180	167	114	0.93	0.63
190	176	115	0.93	0.61
200	185	115	0.93	0.58

YIELD CURVE: A-CD-H-A



YIELD TABLE: A-CD-H-A

YIELD CURVE COEFFICIENTS	b_0	b_1	b_2
CONIFER	0.015536145	2.192726387	0.015536145
DECIDUOUS	0.017250326	2.424579830	0.017250326

15/10 UTILIZATION

AGECLASS (YRS)	PREDICTED VOLUME (M3/HA)		MEAN ANNUAL INCREMENT (M3/HA/YR)	
	CONIFER	DECIDUOUS	CONIFER	DECIDUOUS
10	2	4	0.20	0.40
20	8	15	0.40	0.75
30	17	35	0.57	1.17
40	27	59	0.68	1.48
50	38	86	0.76	1.72
60	48	113	0.80	1.88
70	58	138	0.83	1.97
80	67	161	0.84	2.01
90	74	180	0.82	2.00
100	80	195	0.80	1.95
110	84	207	0.76	1.88
120	86	215	0.72	1.79
130	88	221	0.68	1.70
140	89	221	0.64	1.58
150	88	221	0.59	1.47
160	87	217	0.54	1.36
170	85	212	0.50	1.25
180	83	204	0.46	1.13
190	80	196	0.42	1.03
200	76	187	0.38	0.94