

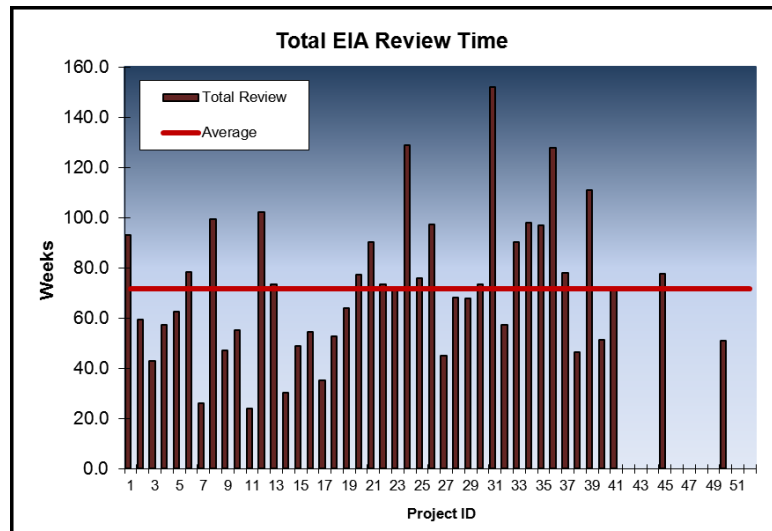
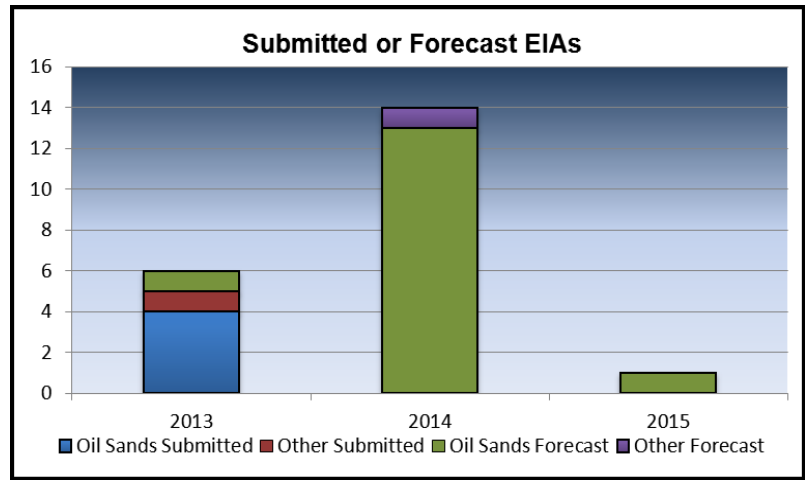
Environmental Assessment Program

Quarterly Report

Updated September 30, 2013

Upcoming Environmental Impact Assessment Reports

The chart shows the number of Environmental Impact Assessment (EIA) reports submitted or forecast to be submitted over the next several years. The chart separates out oil sands projects (mines, upgraders and *in-situ*/SAGD projects) which have formed the majority of the EIA workload in recent years, and other projects.

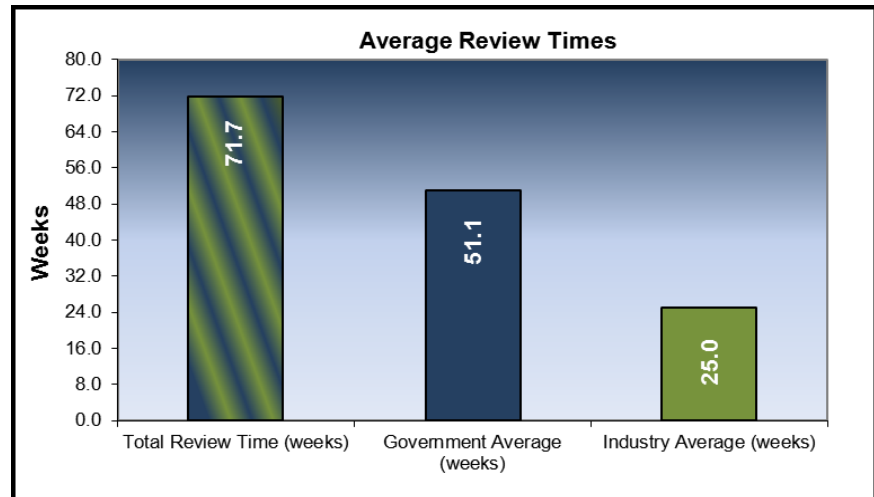


Review Time Averages

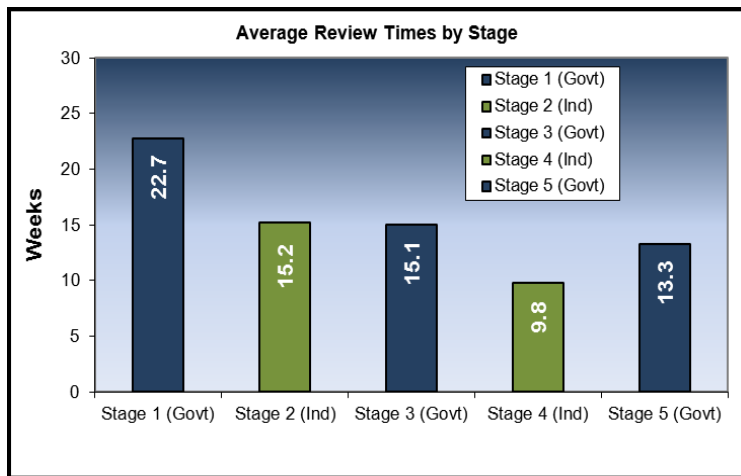
The chart shows the variability in review times for recent projects¹. Empty columns indicate projects that are still under review as of this update. The variability in performance is a reflection of the time taken by the government review teams and the time taken by the proponent in responding to the Supplemental Information Requests, as well as the complexity of the project and whether any significant project updates were submitted during the review.

¹ Although an uncommon event, Proponents sometimes withdraw projects from the regulatory process during the review period. When this occurs all of the data for that project are removed from the stats reported in this document.

The chart to the right shows the average review times of the government review teams and proponents.



The chart below breaks down the average review times by stage.

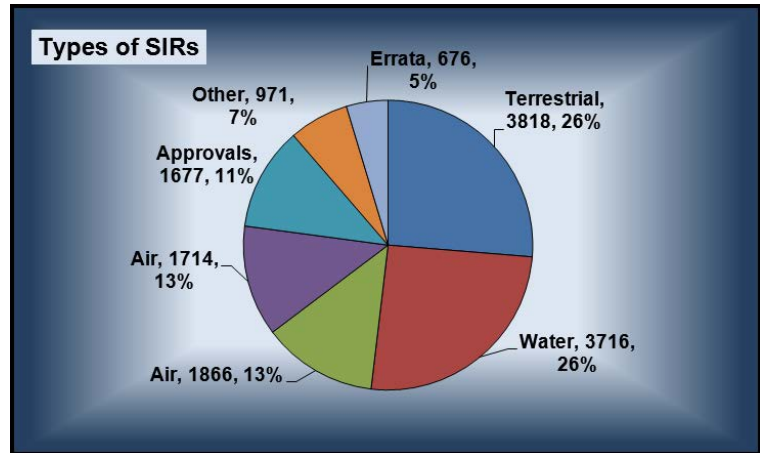


- **Stage 1 (Government)** – Review EIA and send SIRs to Proponent
- **Stage 2 (Industry)** – Respond to SIRs
- **Stage 3 (Government)** – Review response and send any additional SIRs to Proponent
- **Stage 4 (Industry)** – Respond to SIRs
- **Stage 5 (Government)** – Review response, ask additional SIRs if necessary and send EIA Completeness Letter to Board

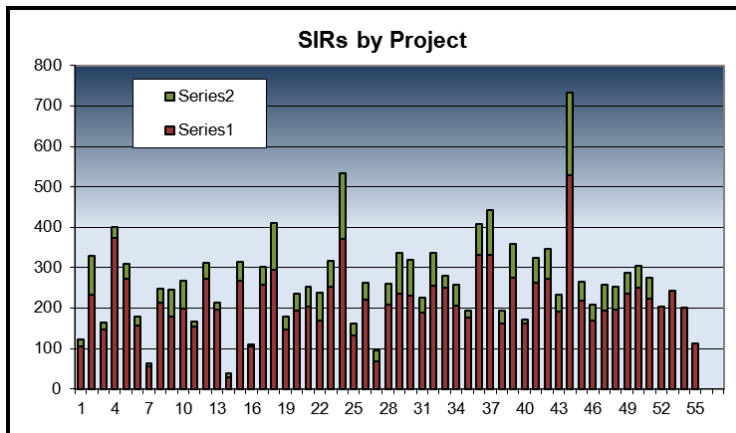
The two charts above track the cumulative average review times for all of the projects in the Total EIA Review Time chart. The sum of the individual times does not equal the total review time in each chart since projects are at various stages of the review (i.e., only 42 projects may have been completed while 52 have reached Stage 1).

Supplemental Information Requests

During the review of an EIA report and associated applications the review teams may require additional information. This additional information is solicited from the proponent through the Supplemental Information Request (SIR) process. Often more than one round of Supplemental Information Requests is required.



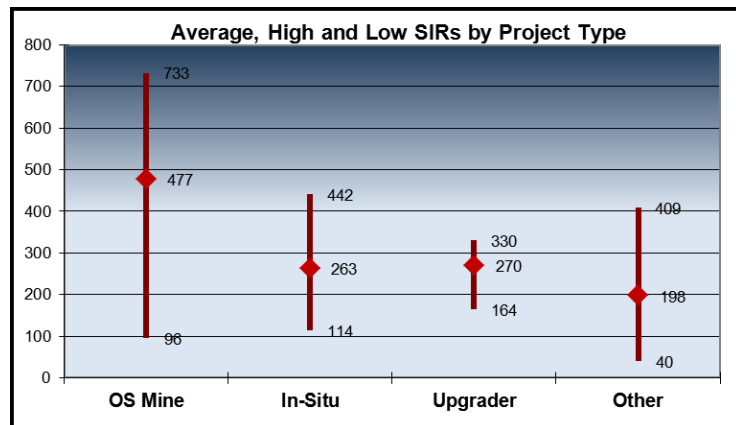
The chart above shows the types of questions asked by the review teams. The Terrestrial and Water teams have the largest number of questions because of the wide diversity of issues they cover.



The chart to the left shows the variability in the number of questions asked. The Project IDs are the same as those in the Total EIA Review Time chart.

The average number of supplemental questions asked is 259.

The chart to the right shows the average number of SIRs by project type, as well as the high and low numbers. Generally, oil sands projects are more complex and generate more questions.



Fast Stats

Number of EIAs currently under review	15
Number of EIA reviews completed this year ²	5
Number of Final Terms of Reference published ³	2
Average weeks from Final Terms of Reference to submission of EIA	27.6
Average weeks from submission of EIA to start of review	10
Number of e-mail notification system subscribers ⁴	765

Third Party Contracting (3PC)

Alberta Environment and Sustainable Resource Development (ESRD) started contracting out the review of the EIA and related applications to consulting firms in 2007. The Proponent pays for the reviews but ESRD selects the consulting firm and provides the direction for the work. See the Alberta Environmental Assessment website (<http://environment.alberta.ca/01495.html>) under the Third-Party Contracting (3PC) heading for more information.

Number of 3PC Contracts (Active/Completed)	45 (15/30)
Number of Different 3PC Contractors	13
Average 3PC Team Size	11
Total Amount Spent by Proponents to Date on 3PC Projects	\$8.293M
Total 3PC Hours Billed to Date	48,868

2 The following project reviews were completed in 2013: Parsons Creek Aggregates Limestone Quarry Project, Ivanhoe Energy Tamarack Integrated Oil Sands Project, Coalspur Mines Ltd. Vista Coal Mine Project, Harvest Operations Corp. BlackGold Expansion Project, Canadian Natural Resources Limited Kirby In Situ Oil Sands Project.

3 A leading indicator of future EIA report review workload.

4 If you are interested in receiving EIA status updates input your e-mail address at http://environment.alberta.ca/Assessment_subscribe.aspx.