

Preparedness survey of Albertans

2023 | Government of Alberta

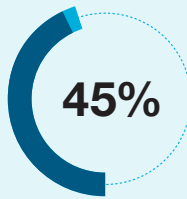
The third annual survey that measures individual Albertans' preparedness knowledge and actions. The Government of Alberta's [Be Prepared program](#) is available to support communities in their efforts to encourage resilience at the local level.

Survey participants



1,541
Adults

Feel unprepared



2 points
from 2022

2023
2022

Impacts of extreme weather



2 points
from 2022

Self-reliance continues to be the strongest motivator for preparedness action in Alberta.

Reasons for not being prepared continue to be:

- Need more information
- Lack of money
- Procrastination

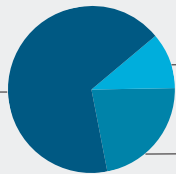
Those who may need more support to prepare:

- Low-income households
- Newcomers
- People with disabilities

Test of the National Emergency Alert

98% received the test alert

67%
positive



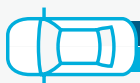
11%
negative

22%
neutral

Perception of the test alert

Evacuation planning

New in 2023



7%

19%

- 7% of households do not have access to a vehicle
- This rises to 19% for low income households

All percentages are rounded off

All indicate percentage point change from 2022

JULY 2023

Risk reduction behaviours

*Actions individuals can take to reduce their risk.



3 pts

Know the risks

35% have learned about the risks in their community



2 pts

Start a conversation

30% have discussed preparedness with their network



5 pts

Get informed

61% proactively seek emergency messaging



6 pts

Make a plan

25% have a household plan



5 pts

Loved ones' plans

19% know emergency procedures at loved ones' facilities



8 pts

Insurance

55% have adequate insurance



2 pts

Emergency fund

38% have an emergency fund



7 pts

Community connections

23% have a community support system



1 pt

Build a kit

24% have an emergency kit



1 pt

Gather supplies

42% have enough supplies to shelter in place



1 pt

Home mitigation

19% have made improvements to protect their property

Measuring preparedness action year over year

2023
2022
2021

14%
13%
15%

1 pt

17%
15%
18%

2 pts

Haven't taken action recently

5%
6%
6%

1 pt

Continuing to take action

29%
26%
31%

3 pts

35%
40%
29%

Not thinking about taking action

Thinking about taking action

Alberta