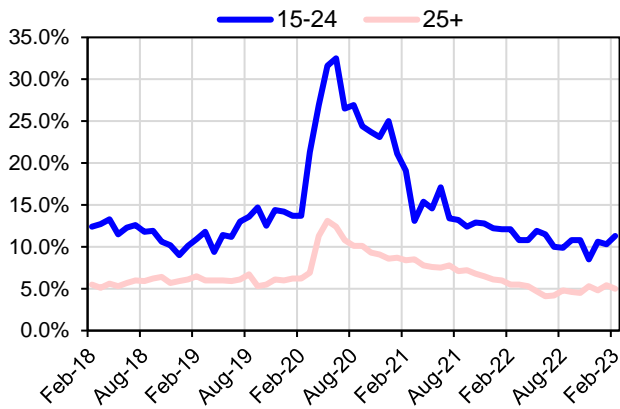


Alberta Labour Force Statistics February, 2023 Seasonally Adjusted

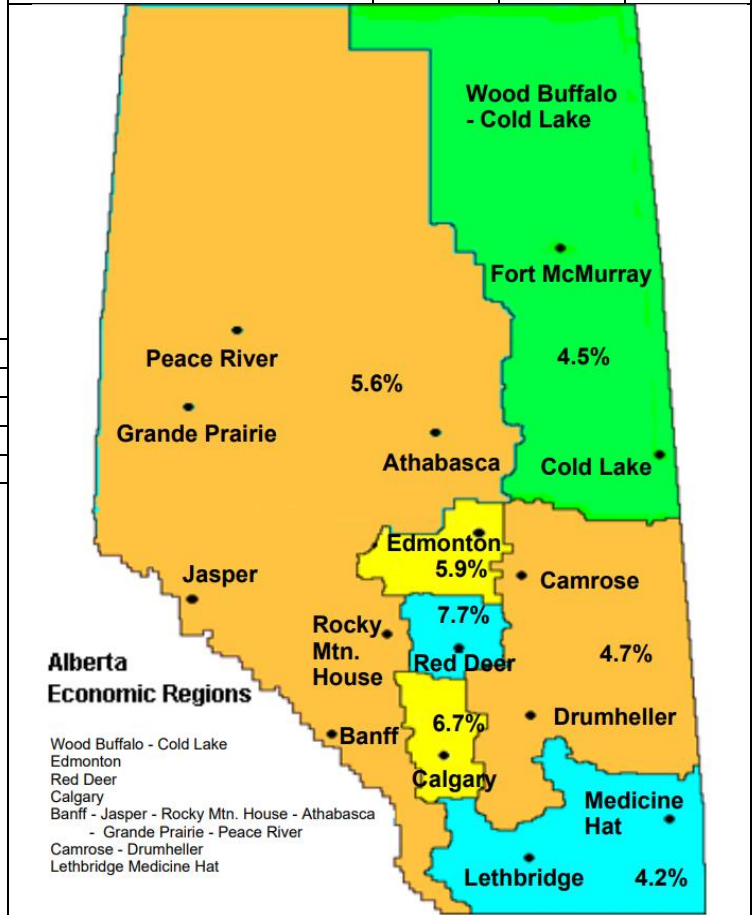
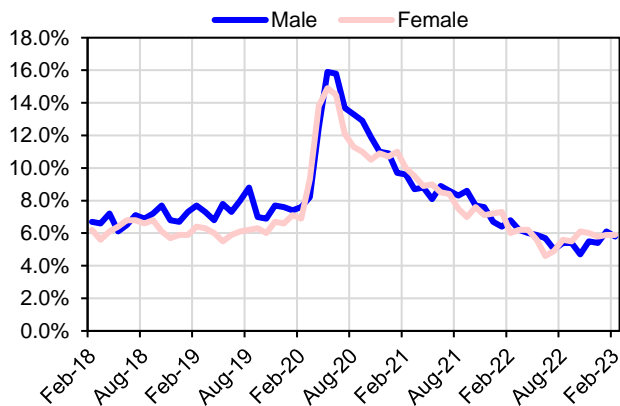
Statistics/Counts		February, 2023	January, 2023	February, 2022
Labour Force	(000s)	2,582.2	2,585.6	2,515.8
Employed	(000s)	2,431.3	2,429.7	2,354.4
Unemployed	(000s)	150.8	155.9	161.4
Unemployed Rate	(%)	5.8%	6.0%	6.4%

Unemployment Rate, Alberta Cities Seasonally Adjusted, 3-Month Moving Average			Unemployment Rate, Alberta Regions Unadjusted, 3-Month Moving Average			
3-Month Moving Averages	Edmonton	Calgary		February 2023	January 2023	February 2022
February 2023	5.4%	6.6%	Wood Buffalo - Cold Lake	4.5%	4.9%	6.7%
January 2023	5.6%	6.6%	Edmonton	5.9%	5.8%	7.1%
February 2022	6.5%	7.4%	Red Deer	7.7%	7.7%	7.3%

Unemployment Rate by Age & Gender, Alberta Seasonally Adjusted				February 2023	January 2023	February 2022
Banff - Jasper - Rocky Mountain House and Athabasca - Grand Prairie - Peace River				5.6%	5.2%	5.5%
Calgary				6.7%	6.4%	7.4%
Camrose - Drumheller				4.7%	3.0%	5.9%
Lethbridge - Medicine Hat				4.2%	3.7%	6.6%



Age	All Ages (15+)			Youth (15-24)			Adults (25+)		
	Both	Male	Fem.	Both	Male	Fem.	Both	Male	Fem.
February 2023	5.8%	5.8%	5.9%	11.3%	11.2%	11.3%	5.0%	5.0%	5.0%
January 2023	6.0%	6.1%	5.9%	10.3%	11.1%	9.5%	5.4%	5.4%	5.3%
February 2022	6.4%	6.8%	6.0%	12.1%	12.5%	11.6%	5.5%	5.9%	5.1%



Employment by Industry, Alberta Seasonally Adjusted (000s)

	February, 2023	January, 2022	February, 2022
All Industries	2,431.3	2,429.7	2,354.4
Goods-Producing Sector	583.0	576.2	572.8
Agriculture	47.7	49.1	40.1
Forestry, Fishing, Mining, Oil and Gas	135.8	131.1	146.6
Utilities	21.9	20.1	17.2
Construction	233.2	239.0	238.5
Manufacturing	144.3	136.8	130.4
Services-Producing Sector	1,848.4	1,853.5	1,781.6
Trade	353.9	368.0	354.8
Transportation and Warehousing	140.9	132.8	124.8
Finance, Insurance, Real Estate and Leasing	125.4	125.4	123.5
Professional, Scientific and Technical Services	250.8	251.2	206.8
Business, Building and Other Support Services	73.1	72.7	74.7
Educational Services	161.4	169.0	175.0
Health Care and Social Assistance	319.1	312.8	311.8
Information, Culture and Recreation	85.2	81.4	85.0
Accommodation and Food Services	122.7	124.1	127.4
Other Services	98.1	100.1	92.9
Public Administration	117.6	116.1	105.0

