devon

Appendix F

Fisheries and Aquatic Resources

devon

Appendix F1

Fish Habitat Requirements

Table F1-1: Habitat Requirements of Fish Species Documented within the Aquatics Local and Regional Study Areas

Fish Species	Spawning	Rearing (Juvenile)	Holding (Adult)	Overwintering
Sport Fish Species				
SALMONIDAE (trout family, and sub families)				
Arctic grayling (*Thymallus arcticus*) ARGR SPRING	Spring (when water is between 7 and 10°C). Small boulder and gravel with a little silt or sand. No nest or Redd is prepared. Spawn during spring break up. Eggs are broadcast over clean, gravel or rock substrate, settling in between the rocks to incubate.	Newly emergent fry are weak swimmers. They take up side-channels or stream margins moving into deeper and faster water as they grow. Juveniles remain in natal streams for up to 15 months. Temperature tolerance ranges between 2 and 24.5°C. Preferred cover type is boulders. Juveniles mainly eat zooplankton with a gradual shift to immature insects, mainly mayflies, caddis flies and midges, with increased size.	Cold, clear water with abundant pools and riffles. Temperature ranges between 1 and 20°C. Mean water depths of 28.4 cm. Utilize pools and are often found downstream of the riffle areas but seldom in the riffles except during spawning or migration. Overhanging vegetation, high quality of pools and diverse pool types (debris pools, lateral-scour pools, class 4 pools) support a relatively high abundance of grayling.	Deep pools present- water depths greater than 1.2 m in large streams or spring-fed reaches of small streams that do not freeze solid in winter. Velocities less than 0.15 m/s. Maintaining DO levels of more than 1.0 mg/L during winter.
Cisco (*Coregonus artedi*) CISC FALL/EARLY WINTER Hybrid with lake whitefish through much of their common range	Spawn in lakes from September to early December documented, when water temperatures drop to 2.0 to 5.0 ^{0}C (temperature dependent). Form large aggregations during spawning. Shallow water that is 1 to 3 m deep, often over a gravel or stony substrate but observed in deep water. Eggs hatch after break-up in usually April or May.	Rearing in lakes is common, but observed in rivers as well. Shallow near-shore waters especially at night feeding on algae and copepods near shore on bottom. Observed in habitats of sparse vegetation over rock substrate in May, and non-vegetated areas over rock. Move to deeper waters (50 m) during summer when water temperatures rise.	Deep waters of lakes, shallow lakes, brackish waters, and rivers. Pelagic zones of lakes, move below the thermocline in late summer, cool well oxygenated waters. Emergent vegetation over silt substrate in May, and observed to inhabit non-vegetated areas on sand and rock. Feed on open-water plankton.	Presumably occurs in deeper sections of lakes and rivers.

Fish Species	Spawning	Rearing (juvenile)	Holding (Adult)	Overwintering
Sport Fish Species				
SALMONIDAE (trout family, and sub families)				
Lake trout (*Salvelinus namaycush*) LKTR JULY TO NOVEMBER	Stream spawning populations spawn over large boulders and coarse gravel in eddies. Optimal spawning temperature is between 10 to 12.8°C. In lakes, spawning occurs at night, at variable depths over rubble and gravel and sometimes sand.	Young of the year remain on spawning grounds for a few weeks or months feeding on invertebrates. Juvenile move into deeper water to feed primarily on fish.	Typically inhabit large, deep, clear, cold lakes. Piscivorous, sometimes feeding on invertebrates along with plant material.	Presumably occurs in deeper sections of large lakes.
Lake whitefish (*Coregonus clupeaformis*) LKWH FALL Prior to spawning, males become rough with nuptial tubercles on the head, cheek, opercle and lateral line scales; Females do not undergo morphological changes.	Occurs September to January; firm substrate (i.e., rocks or compact sand); at depths of less than 7.6 m in lakes. Spawn at night. Shallow, riffle areas of rivers or shallow lake beaches with rock, gravel or sand substrate. Eggs remain on the spawning grounds until they hatch in April or May. Preferred spawning depth in rivers – 0.1 to 1.0 m. Preferred spawning depth in large lakes – 3.0 to 30.0 m. Preferred spawning depth in small lakes – 1.0 to 5.0 m.	Rear in large groups; along steep shorelines. Young whitefish leave the shallow inshore waters by early summer to migrate to deeper water. Food habits during first year of life changes from planktonic to benthic; Cladocerans remain the primary food organism consumed. TSS affects juvenile feeding, best at less than 10 mg/L.	Restricted to cool well-oxygenated regions of lakes; in Alberta they occasionally occur in rivers. Generally, are bottom feeders consuming bottom-living invertebrates and small fish. But in some regions, they will mainly be planktonic feeders. Males mature and die earlier than females. Preferred cover type is darkness.	Deep pools and lakes; minimum DO levels of >4.25 mg/L.

Fish Species	Spawning	Rearing (juvenile)	Holding (Adult)	Overwintering
Sport Fish Species				
GADIDAE (cod family)				
Burbot (*Lota lota*) BURB WINTER/EARLY SPRING	Spawn during the winter and early spring (Jan to April) beneath the ice or open water. Boulders, cobble, or gravel with small amount of silt, sand and detritus; shallow bays or on shoals of lakes and rivers; no current; clear water; 0.3 to 3 m deep. Burbot are mass spawners – a group of 10 to 12 male and female gather over gravelly, near-shore shoals or shallow, sandy area. Spawning occurs only at night. Preferred spawning temperature is between 0.6 to 1.7°C. Eggs are semi-buoyant when laid and become demersal within a few days sinking to the substrate in the interstitial spaces – preferred substrate is interstices of sand, gravel, and cobble free of silt and debris.	Juveniles occur along rocky shores and weedy areas of tributary streams. Found in littoral regions of lakes and in shallow regions of streams and rivers where they forage for benthic invertebrates. Preferred cover types are rocks, cobble, vegetation and logs. Juveniles eat primarily crayfish and aquatic insects and secondarily fish. Optimum temperature for growth is between 15.6 to 18.3°C.	Cold parts of lakes and in large and small streams; diet consists of fish and aquatic insect larvae as well as whitefish eggs; adults are night feeders and voracious predators. Preferred cover type is darker waters at depth.	Deep water of lakes and large rivers. Sensitive to DO levels with acute lethal DO limit >2 mg/L.

Fish Species	Spawning	Rearing (juvenile)	Holding (Adult)	Overwintering
Sport Fish Species				
ESOCIDAE (pike and pickerel family)				
Northern pike (*Esox lucius*) NRPK SPRING	Occurs in early spring, during or shortly after the ice clears; shallow marshes connected to rivers and lakes or flooded vegetation in shallow bays and rivers; water velocity <0.1 m/s; water depth 0.2 to 0.4 m. Temp between 8 to 12°C. Fish tend to migrate up tributaries to shallow marshes and wetlands or shallow shoreline inundation. Eggs are broadcast and adhere to vegetation, only a few eggs (5 to 60) are released at a time, they are released at different locations and not al at the same time.	Prefer dense submergent and emergent vegetation (>30% cover) in the calm bays of sloughs, marshes and lakes and in the back eddies or mouths of (low gradient) tributary streams; water depth <4 m. Stay in the macrophyte areas, don not venture into the macrophyte-open water interface.	Prefer shallow, weedy, clear waters primarily in lakes and marshes; common in streams with slow to moderate current with ample aquatic vegetation and fine substrate; diet consists of fish, crustacean, minnows, insects and young muskrats and ducks. Rarely venture below the thermocline, they prefer the interface between vegetation and open water. Piscivore. Larger individuals' frequent lower vegetation densities and small individuals' frequent higher vegetation densities. High turbidity reduces the ability for adults to feed.	Typically, deep water; dissolved oxygen >3 to 4 mg/L. Juveniles are able to handle lower DO than adults.

Fish Species	Spawning	Rearing (juvenile)	Holding (Adult)	Overwintering
Sport Fish Species				
PERCIDAE (perch family)				
Walleye (*Sander vitreus*) WALL SPRING Often associated with pike, yellow perch. White suckers often orient themselves in walleye schools and behave as part of it.	Inlet streams or tributaries; rocky shoals in lakes; boulder to coarse gravel substrate; water velocities 0.73 to 1.5 m/s; mid-April to late May. Spawning occurs at night. Prefer shallow shoreline areas, shoals, riffles, and dam faces with rocky substrate and slow wave action or currents. Shortly after ice break-up, temp between 6 to 11°C.	Turbid or dark water; slow velocity for juveniles using banks and logs for cover; gravel-cobble substrate; avoiding submerged vegetation. Embryo survival is highest on clean gravel and rubble substrates with moderate survival on dense mats of vegetation with adequate water circulation; survival is greatly reduced on sand and detritus substrates. Similar to adults. Preferred cover type- turbid regions, dark waters, logs and banks. Optimum temperature for growth is 22 to 28°C. Primarily feed on zooplankton, aquatic insects, section varies with juvenile and prey size.	Tolerant of a great range of environmental conditions; most abundant in large, shallow, and turbid lakes; frequent large streams, provided they are deep and turbid enough with ample hiding cover (log piles, brush); diet consists of fish and aquatic invertebrates. Preferred substrate is gravel-cobble and avoid submergent vegetation. Optimum temperature for growth between 20 to 24°C. Primarily feed on fish and secondly on aquatic insects.	Deep pools; minimum DO levels of >6 mg/L.
Yellow perch (*Perca flavescens*) YLPR SPRING Often associated with walleye and pike. Highly adaptable species that can used a wide range of habitats, hardy species with broad range of environmental tolerances.	April to May but potentially earlier in southern regions. Spawn in large schools using shallow areas of a lake or tributary streams with little current. Spawn in depts of 0.5 to 13 m but tends to be shallow; egg strand adheres to vegetation, submerged conifers, logs or sand, gravel or rubble. Water temperature is critical to spawning success, prefer between 6.7 and 12.8 ^{0}C.	Primary littoral bottom dwellers that feed on cladocerans, ostracods, and chromonid larvae on bottom and in water column. Form schools with other minnow species in shallow near-shore habitats. Larval and juveniles consume zooplankton, young perch may shift to midges and dipterans.	Inhabit small and large lakes, slow moving rivers, and brackish waters. Adaptable to warm and cool habitats, small weedy waterbodies with muck, sand or gravel bottoms. Prefer a heavy growth of aquatic plants at depths of 1 to 10 m, common along shores among reeds and aquatic weeds. Predominantly piscivorous as well as cannibalistic, feed more in water column on insects and invertebrates, fish eggs, and crayfish.	Move to deep water habitat. Tolerant to low dissolved oxygen, winter dissolved oxygen of 0.2 to 1.5 mg/L are considered lethal with 5 mg/L considered the lower optimum limit.

Fish Species	Spawning	Rearing (juvenile)	Holding (Adult)	Overwintering
Large-Bodied Forage Fish				
CATOSTOMIDAE (sucker family)				
Longnose sucker (*Catostomus catostomus*) LNSC SPRING Scales are unreliable to use for aging.	Spawn from late May to early July; Enter spawning stream as soon as temperature exceeds 5°C. Occurs in shallow, moderately flowing water over a coarse gravel to cobble substrate. The spawning act is repeated numerous times broadcasting small numbers of tiny sticky eggs with each trial. Shallows of streams or areas of lakes; gravel substrate; water depth 0.15 to 0.28 m. Spawn before white sucker. Move upstream between noon and midnight with the greatest number moving in the evening hours. A female moves from quiet water near shore into group of males near stream center. Two to 4 males crowd around one female, clasping or beating against her with their anal fins and thrashing about. The spawning act last 3 to 5s and may occur 6 to 40 timer per hour. Male develops large red lateral line during spawning.	Fry remain within gravel for 1 to 2 weeks then disperse to bottoms of deeper, cooler lakes and clear rivers. Fry feed on zooplankton and diatoms. Often in association with vegetation and sandy substrates.	Adult fish feed primarily on bottom invertebrates such as immature insects, freshwater shrimp, small clams and crustaceans; Plants, algae and detritus.	Presumably occurs in deeper sections of large lakes and rivers.

Fish Species	Spawning	Rearing (juvenile)	Holding (Adult)	Overwintering
Large-Bodied Forage Fish				
CATOSTOMIDAE (sucker family)				
white sucker (*Catostomus commersonii*) WHSC SPRING Scales are unreliable to use for aging. The position of the sucker's mouth enables it to swim in a sharply pointed downward angle while feeding.	Spawn in spring (early May to early June). Adults migrate from lakes into gravelly streams when steam temperature first reaches 10°C. Shallow water; occasionally in rapids. Preferred spawning velocity is 30 to 60 cm/s; they select moderate stream velocities for spawning. Fertilized eggs adhere to gravel in riffles or drift downstream where they adhere to the substrate in areas with water of slow velocities.	Fry emerge 9 to 11 days after hatching and drift downstream at night. Fry (12 mm) feed on surface plankton and other invertebrates near the surface. At 16 to 18 mm, when the mouth moves from terminal to ventral, there is a shift to bottom feeding.	Adults are bottom feeders; prefer warm, shallow lakes and tributary rivers of large lakes. Optimum white sucker habitat is assumed to have a pool to riffle ration of 1:1. pH ranges from 5 to 9. Pools and riffles of creeks and rivers, warm shallow lakes and bays of larger lakes usually at depths of 6 to 9 m.	Presumably occurs in lakes and large rivers. DO avoidance limit of 2.4 mg/L.
Small-Bodied Forage Fish				
GASTEROSTEIDAE (stickleback family)				
Brook stickleback (*Culaea inconstans*) BRST SPRING/EARLY SUMMER	Spring-early summer (April to July). Male builds an oval shaped nest with vegetation held together with its own kidney secretions. Builds nests in shallow water, on the stems of grass, reeds, or on substrate bottom;. Males aerates and defends eggs until they hatch 21 days later. Males turn jet black before nest building and others turn black after the nest is complete.	Presumably similar to adult stage.	Small, boggy headwater streams, shallow lake margins, ponds, and clear pools and backwaters of creeks and small rivers; usually associated with aquatic vegetation; occasionally brackish water; preferred water temperature 21.3°C. Eats insect larvae, crustaceans, eggs and larvae of other fish, snails, oligochaetes and algae.	High tolerance to low oxygen concentration.

Fish Species	Spawning	Rearing (juvenile)	Holding (Adult)	Overwintering
Small-Bodied Forage Fish				
GASTEROSTEIDAE (stickleback family)				
Ninespine stickleback (*Pungitius pungitius*) (NNST) LATE SPRING/SUMMER Tend to school in open-water, often in deep zones.	Spawn from May to July in shallow areas in dense aquatic vegetation, occasionally in areas with no cover. Construct nests at depths of <1 m, generally in aquatic vegetation in wide range of substrates (infrequent at depths at >1 m.	Nursery habitat in shallow littoral zones and young migrate to open water in fall (no juvenile stage – mature in Year 1). Various locations in lakes associated aquatic vegetation and substrates with rubble, sand, silt, clay and occasionally gravel. Depths <2 m in spring and frequent between 2 to 5 m in fall.	Streams, lakes, and coastal marine water, only in deep cold lakes and their tributaries in Alberta. Frequently pelagic, do not have high affinity for rooted aquatic plants. Feed on small aquatic insects and crustaceans.	Presumed to high tolerance to low oxygen concentration similar to brook stickleback.
CYPRINIDAE (true minnow family)				
Fathead minnow (*Pimephales promelas*) FTMN SUMMER Male grows faster and larger than females. Lives to max. 2 years. Lengths of 50 to 70 mm are probably not attained until 2 yrs old.	Occurs from June through to August. Fractional spawner (release of eggs at intervals, usually over several days or weeks.). Temperature 15.6 to 17.8°C. Male selects a spawning site water depth <1 m; underside of log, branch or rock. Female lays eggs, male guard eggs from intruding fish. Male also cleans eggs with spongy pad on back. Eggs hatch in 9 to 16 days.	Presumably similar to adult stage.	Found in turbid streams, ponds and lakes; quiet, shallow waters; tolerant of extreme pH and salinity levels, as well as low DO levels, frequently found with BRST. Feeds primarily on algae but also takes zooplankton, and insect larvae. Prefer habitat with submergent and emergent vegetation with instream cover >50%. Prefer pools, backwater areas and flats in rivers and depths less than 2 m in lakes.	High tolerance to low oxygen concentration. Presumably deeper water greater than 1 m. DO greater than 1.0 mg/L.
Finescale dace *(Chrosomus neogaeus)* FNDC SPRING/SUMMER	Spawn in spring/summer (June and July). Mate in an embrace under debris such as submerged logs and brush piles. Clumps of 30 to 40 eggs are released during each spawning session; females can carry up to 1,000 eggs.	Presumably similar to adult stage.	Cool bog lakes, streams. Prefer gravel, sand, clay/silt substrate and flats, pools, and backwater area habitat;. Preferred cover types are submergent and emergent plants, woody debris, inundated vegetation, instream cover >50%. Feed on insects and aquatic invertebrates, some algae.	DO is >1.0 mg/L.

Fish Species	Spawning	Rearing (juvenile)	Holding (Adult)	Overwintering
Small-Bodied Forage Fish				
CYPRINIDAE (true minnow family)				
River shiner (*Notropis blennius*) RVSH SUMMER Maximum life expectancy of 2-years.	Spawn from June through August. Non-guarders: open substratum spawners. Usually spawns over sand and gravel bars.	Presumably similar to adult stage.	Common in pools in medium to large streams over sandy and gravel bottoms, and moderate currents. Avoids strong currents and backwaters; uncommon in littoral areas of lakes. Water deeper than 1 m during day in clear waters and shallow water at nights. Generalists feeder that forages on a wide variety of food items, aquatic insects and algae.	Presume high tolerance to low oxygen concentration. Presumably deeper water greater than 1 m.
Lake chub (*Couesius plumbeus*) LKCH SUMMER Few live more than 5 yrs; Large minnow commonly reaching 102mm; Largest recorded was 227mm.	June to mid-August. Migrate from lakes to tributary streams in early spring and spawn when temperatures 14 to 19°C. No nests, non-adhesive eggs are deposited among cobble and boulder.	Presumably similar to adult stage. Feed on plankton.	Cool water in both lakes and streams, wide range of depths from 15 cm shoals in streams to rocky habitats along lakeshores. Food preference variable but typically insects, zooplankton, and algae; some large LKCH will eat fish. Sight-feeding predator. Instream cover consists of coarse substrate, vegetation, woody debris, submergent and emergent vegetation. Prefers runs, flats and pools in rivers, in lakes prefer <2 m depth.	DO is greater than 1.0 mg/L. Presumably in deeper water.
Northern redbelly dace (*Chrosomus eos*) NRDC SPRING TO SUMMER	Generally, takes place in spring to early summer, however, may occur as early as May or as late as August depending on latitude and local conditions. Eggs are deposited into an algae mass.	Occurs in boggy lakes, creeks and ponds.	Prefer quite waters of beaver ponds, small lakes or pool habitat of streams with substrates composed of detritus or silt. Feed primarily on algae in addition to zooplankton and aquatic invertebrates.	

Fish Species	Spawning	Rearing (juvenile)	Holding (Adult)	Overwintering
Small-Bodied Forage Fish				
CYPRINIDAE (true minnow family)				
Pearl dace *(Margariscus margarita)* PRDC SPRING Maximum life span is 3 to 4 yrs; usually live 1 to 2 yrs.	Early May to late June; No nest building but males defend territory; Territory is over gravel or sand substrate; Male and female spawn multiple times with multiple partners.	Presumably similar to adult stage.	Lakes along margins near cover and in slow streams; Preferred substrate is gravel, sand, clay/silt; Prefer pools, runs, flat habitats with instream cover (vegetation, woody debris, submergent/emergent vegetation) between 20%-50%; In lakes, prefers depths less than 2.0 m.	DO greater than 1.0 mg/L; Presumably in deeper water.
spottail shiner (*Notropis hudsonius*) SPSH SRING/EARLY SUMMER 4-5yr lifespan.	Probably June to August; over sandy shoals; Spawns over sand or gravel at the mouths of streams and rivers, female release up to 3000 eggs, eggs settle on bottom, no nest or parental care.	Presumably similar to adult stage.	Common in large lakes, rivers and streams; schools found in open water of lakes; feed on plankton, aquatic insects, and bottom fauna; Lakes, rivers and streams with slow to moderate current and sand, gravel, mud or silt substrates; preferred water temperature range 13-22°C.	Presumably in deeper water with adequate flow.
PERCOPSIDAE (trout-perch family)				
Iowa darter (*Etheostoma exile*) IWDR SPRING/ EARLY SUMMER	Spawn in late April to July; Spawning areas consist of shallow waters with abundant vegetation such as roots and plant debris, under cover of submerged objects or banks; Female deposits eggs on roots, sands, gravels, or crevices of stones; Typical to school during breeding.	Feed mainly on tiny crustaceans; Presumably similar to adult stage.	Inhabit slow, clear waters of lakes, ponds and streams with submerged vegetation and substrates (sand, peat, or organic debris). Actively feed during day and night along stream bottoms. Adult fish tend to feed on amphipods, midge larvae, and other insect larvae.	Presumably in deeper water with adequate flow.

Fish Species	Spawning	Rearing (juvenile)	Holding (Adult)	Overwintering
Small-Bodied Forage Fish				
PERCOPSIDAE (trout-perch family)				
trout-perch (*Percopsis omiscomaycus*) TRPR SPRING Females live as long as 4 yrs, males 3 yrs.	Early spring; shallow streams and lake shores. Spawning occurs at night, close to the surface, near the edges of streams or lakes. Several males cluster around and press close to the sides of the female. Eggs and milt are released together. After fertilization, the eggs sink and stick to the bottom or whatever they contact. Eggs hatch in about one week. Large females and most males die after spawning but a few individuals live to spawn twice.	Presumably similar to adult stage.	Deep lakes, slow rivers and shallow streams. Typically, in turbid water; diet consists of aquatic insects and crustaceans. Feed at night in the warm shallows and move offshore at daylight.	DO greater than 2.0 mg/L.
COTTIDAE (sculpin family)				
slimy sculpin *(Cottus cognatus)* SLSC SPRING	Spawn in May. Male build nests under a rock or ledge or sometimes under a submerged tree root, the courted female enters the nest and deposits adhesive eggs in a mass to the ceiling of the nest. The male guards the nest and aerates eggs and guards the next even after the young have begun to feed. Eggs hatch in about 28 days.	Presumably similar to adult stage.	Found in lakes and cool rocky stream. Eat crustaceans, aquatic insects, small fishes and occasional detritus. Rocky habitat, hide in interstitial spaces. Gravelly, rocky riffles of cold streams and rocky substrates in deep (37 to 108 m), cooler waters of lakes; preferred water temperature range 9 to 14°C.	Adequate flow, boulder habitat, presumably in pools/lakes and areas with flow.
spoonhead sculpin (*Cottus ricei*) SPSC SPRING/SUMMER; LATE SUMMER/EARLY AUTUMN	Some discrepancy of when they spawn – May to early June; Late Summer and early autumn. Males defend suitable spawning sites, usually a rock; courted females may attach 280 to 1,200 adhesive eggs to the underside of the rock. The male guards and fans eggs for 2 to 3 weeks until hatching occurs. Spawning temperature between 4 and 6°C.	Young are active over the substrate.	Deep waters (50 to 90 m) of lakes and rocky areas in cold, swift creeks and small to medium rivers; preferred water temperature range 4 to 8°C. Occurs in rivers (often muddy ones) and lakes (shallow and deep). Adults live under rocks and come out at night to feed. Benthic feeders.	Adequate flow, boulder habitat, presumably in pools/lakes and areas with flow.

devon

Appendix F2

Benthic Invertebrate Sample Site Data

Stream Survey Information	
Site No.: P2-1	Watershed: Sandy River
Stream Name: Sandy River	Stream Order: 4
UTM Location: 12U 525207E 6140308N	Access: Walk/Argo
Survey Date – Fall: 13-Sep-2016	Habitat Type: Depositional

Chemical Data	
Water Temperature (°C)	9.7
pH	7.6
Dissolved Oxygen (mg/L)	10.81
Conductivity (µS/cm)	155

Sampling Gear and Site Conditions			
Sampling Gear Used	Petite Ponar	Preservative	Ethanol
Mesh Size (µm)	500	Macrophyte Cover (%)	-
Benthic Algae	None	Flatstem pondweed	

Bed Material (%)			
Organics	5	Small Cobble (64-128mm)	-
Clay, Silt, Sand (<2mm)	95	Large Cobble (128-256mm)	-
Small Gravel (2-16mm)	-	Boulder (>256mm)	-
Large Gravel (16-64mm)	-		

Benthic Samples

Sample Label	Distance from Bank (m)	Depth (m)	Water Velocity (m/s)	Sampler Fullness (%)	Number of Jars
P2 - 1 - 1	2	0.45	0.24	75	1
P2 - 1 - 2	2	0.53	0.27	75	1
P2 - 1 - 3	2	0.44	0.29	75	1
P2 - 1 - 4	2	0.38	0.28	75	1
P2 - 1 - 5	2	0.40	0.26	75	1

Comments

Ekman dredge not closing well in coarse sand using sampler.

CLIENT: DEVON CANADA CORPORATION	**DATE: NOVEMBER 2018**
PROJECT: PIKE 2 PROJECT	**JOB No.: CE04808**
SUMMARY OF BENTHIC SAMPLING DATA SITE P2-1	**FIGURE: F2-1**

wood.

Waterbody Survey Information	
Site No.: P2-4	Watershed: Sandy River
Waterbody Name: Torch Lake	Stream Order: N/A
UTM Location: 12U 523357E 6133728N	Access: Argo
Survey Date – Fall: 19-Oct-2012	Habitat Type: Depositional

Chemical Data	
Water Temperature (°C)	4.3
pH	9.04
Dissolved Oxygen (mg/L)	11.59
Conductivity (µS/cm)	179

Sampling Gear and Site Conditions			
Sampling Gear Used	Petite Ponar	Preservative	Formalin
Mesh Size (µm)	500	Macrophyte Cover (%)	0
Benthic Algae	None		

Bed Material (%)			
Organics	TR	Small Cobble (64-128mm)	-
Clay, Silt, Sand (<2mm)	70	Large Cobble (128-256mm)	-
Small Gravel (2-16mm)	20	Boulder (>256mm)	-
Large Gravel (16-64mm)	10	Note: TR = trace	

Benthic Samples

Sample Label	Distance from Bank (m)	Depth (m)	Water Velocity (m/s)	Sampler Fullness (%)	Number of Jars
P2 - 4 - 1	8	0.50	0.0	100	1
P2 - 4 - 2	8	0.50	0.0	90	1
P2 - 4 - 3	8	0.50	0.0	90	1
P2 - 4 - 4	8	0.50	0.0	95	1
P2 - 4 - 5	8	0.50	0.0	90	1

Comments

Samples contain mostly sand/organic substrates.

CLIENT: DEVON CANADA CORPORATION	**DATE: NOVEMBER 2018**
PROJECT: PIKE 2 PROJECT	**JOB No.: CE04808**
SUMMARY OF BENTHIC SAMPLING DATA SITE P2-4	**FIGURE: F2-2**

wood.

Waterbody Survey Information	
Site No.: P2-4	Watershed: Sandy River
Waterbody Name: Torch Lake	Stream Order: N/A
UTM Location: 12U 523360E 6133729N	Access: Argo
Survey Date – Fall: 10-Sep-2016	Habitat Type: Depositional

Chemical Data	
Water Temperature (°C)	13.7
pH	8.35
Dissolved Oxygen (mg/L)	10.56
Conductivity (µS/cm)	181

Sampling Gear and Site Conditions			
Sampling Gear Used	Petite Ponar	Preservative	Ethanol
Mesh Size (µm)	500	Macrophyte Cover (%)	-
Benthic Algae	-	Bullrush	

Bed Material (%)			
Organics	-	Small Cobble (64-128mm)	-
Clay, Silt, Sand (<2mm)	-	Large Cobble (128-256mm)	-
Small Gravel (2-16mm)	-	Boulder (>256mm)	-
Large Gravel (16-64mm)	-		

Benthic Samples

Sample Label	Distance from Bank (m)	Depth (m)	Water Velocity (m/s)	Sampler Fullness (%)	Number of Jars
P2 - 4 - 1	8	0.50	N/A	50	1
P2 - 4 - 2	8	0.58	N/A	50	1
P2 - 4 - 3	6	0.57	N/A	50	1
P2 - 4 - 4	6	0.51	N/A	50	1
P2 - 4 - 5	5	0.50	N/A	50	1

Comments

Samples contain mostly sand/organic substrates.

CLIENT: DEVON CANADA CORPORATION	**DATE: NOVEMBER 2018**
PROJECT: PIKE 2 PROJECT	**JOB No.: CE04808**
SUMMARY OF BENTHIC SAMPLING DATA SITE P2-4	**FIGURE: F2-3**

Waterbody Survey Information	
Site No.: P2-10	Watershed: Sandy River
Waterbody Name: Unnamed Lake	Stream Order: N/A
UTM Location: 12U 517140E 6132039N	Access: Boat
Survey Date – Fall: 19-Oct-2017	Habitat Type: Depositional

Chemical Data	
Water Temperature (°C)	2.9
pH	7.5
Dissolved Oxygen (mg/L)	11.47
Conductivity (µS/cm)	203

Sampling Gear and Site Conditions			
Sampling Gear Used	Petite Ponar	Preservative	Ethanol
Mesh Size (µm)	500	Macrophyte Cover (%)	30
Benthic Algae	None	Horsetails	

Bed Material (%)			
Organics	95	Small Cobble (64-128mm)	-
Clay, Silt, Sand (<2mm)	5	Large Cobble (128-256mm)	-
Small Gravel (2-16mm)	-	Boulder (>256mm)	-
Large Gravel (16-64mm)	-		

Benthic Samples

Sample Label	Distance from Bank (m)	Depth (m)	Water Velocity (m/s)	Sampler Fullness (%)	Number of Jars
P10 - 4 - 1	120	4.4	N/A	90	1
P10 - 4 - 2	120	4.4	N/A	90	1
P10 - 4 - 3	120	4.4	N/A	90	1
P10 - 4 - 4	120	4.4	N/A	80	1
P10 - 4 - 5	120	4.4	N/A	70	1

Comments

No comments.

CLIENT: DEVON CANADA CORPORATION	**DATE: NOVEMBER 2018**
PROJECT: PIKE 2 PROJECT	**JOB No.: CE04808**
SUMMARY OF BENTHIC SAMPLING DATA SITE P2-10	**FIGURE: F2-4**

wood.

Waterbody Survey Information	
Site No.: P2-WL	Watershed: Winefred Lake
Waterbody Name: Winefred Lake	Stream Order: N/A
UTM Location: 12U 532000E 6143197N	Access: Argo
Survey Date – Fall: 18-Oct-2012	Habitat Type: Depositional

Chemical Data	
Water Temperature (°C)	5.79
pH	8.20
Dissolved Oxygen (mg/L)	12.82
Conductivity (µS/cm)	112

Sampling Gear and Site Conditions			
Sampling Gear Used	Petite Ponar	Preservative	Formalin
Mesh Size (µm)	500	Macrophyte Cover (%)	0
Benthic Algae	-		

Bed Material (%)			
Organics	-	Small Cobble (64-128mm)	-
Clay, Silt, Sand (<2mm)	80	Large Cobble (128-256mm)	-
Small Gravel (2-16mm)	10	Boulder (>256mm)	-
Large Gravel (16-64mm)	10		

Benthic Samples

Sample Label	Distance from Bank (m)	Depth (m)	Water Velocity (m/s)	Sampler Fullness (%)	Number of Jars
P2 - WL - 1	6.0	0.50	0.0	50	1
P2 – WL - 2	7.0	0.60	0.0	90	1
P2 - WL - 3	7.5	0.60	0.0	90	1
P2 - WL - 4	7.0	0.60	0.0	90	1
P2 - WL - 5	7.0	0.60	0.0	70	1

Comments

Sample is hard packed. Sand and gravel (large/small).

CLIENT: DEVON CANADA CORPORATION	**DATE: NOVEMBER 2018**
PROJECT: PIKE 2 PROJECT	**JOB No.: CE04808**
SUMMARY OF BENTHIC SAMPLING DATA SITE P2-WL	**FIGURE: F2-5**

wood.

Waterbody Survey Information	
Site No.: P2-GL	Watershed: Winefred Lake
Waterbody Name: Grist Lake	Stream Order: N/A
UTM Location: 12U 532860E 6139277N	Access: Argo
Survey Date – Fall: 18-Oct-2012	Habitat Type: Depositional

Chemical Data	
Water Temperature (°C)	8.27
pH	4.96
Dissolved Oxygen (mg/L)	8.79
Conductivity (µS/cm)	142

Sampling Gear and Site Conditions			
Sampling Gear Used	Petite Ponar	Preservative	Formalin
Mesh Size (µm)	500	Macrophyte Cover (%)	15
Benthic Algae	-	Bullrush, unknown	

Bed Material (%)			
Organics	TR	Small Cobble (64-128mm)	-
Clay, Silt, Sand (<2mm)	100	Large Cobble (128-256mm)	-
Small Gravel (2-16mm)	-	Boulder (>256mm)	-
Large Gravel (16-64mm)	-		

Benthic Samples

Sample Label	Distance from Bank (m)	Depth (m)	Water Velocity (m/s)	Sampler Fullness (%)	Number of Jars
P2 - GL - 1	20	0.40	0.0	100	1
P2 – GL - 2	15	0.40	0.0	90	1
P2 - GL - 3	14	0.30	0.0	90	1
P2 - GL - 4	13	0.30	0.0	70	1
P2 - GL - 5	12	0.25	0.0	90	1

Comments

Sample substrates are mostly composed of hard packed sand.

CLIENT: DEVON CANADA CORPORATION	**DATE: NOVEMBER 2018**
PROJECT: PIKE 2 PROJECT	**JOB No.: CE04808**
SUMMARY OF BENTHIC SAMPLING DATA SITE P2-GL	**FIGURE: F2-6**

devon

Appendix F3

Benthic Invertebrate Laboratory Methods

Biologica
Environmental Services Ltd
Marine & Fresh Water Taxonomy

Methods - Freshwater Benthos
Project: Devon Pike
Client: AMEC

Grab samples were collected September 10-13 2016 (10 samples in 10 jars) and preserved in formalin. These arrived at Biologica on September 19, 2016. The chain of custody documents were checked and approved. Samples were screened on a 0.5mm screen and transferred from formalin into 70% ethanol. These were stained with Rose Bengal to aid in sorting. Each sample was provided a unique identification number and placed in the queue for analysis.

Samples were split using a Caton tray to a minimum count of 300 organisms. Samples not meeting the minimum count were sorted in their entirety. If present, any large organisms (>1.5cm) were removed from the unsorted portion of the sample and identified to ensure all rare taxa were captured in the data.

All samples are sorted using a Meiji EMZ dissecting microscope at 10-40x magnification by trained personnel. All debris in the sample was checked microscopically, including leaves, twigs, moss, elutriated gravel, and other large debris. This method assures 'clinger taxa' are recovered consistently from the samples. To minimize potential sorter bias, samples were distributed among technicians such that no person sorted all the replicates of a given sample.

To ensure the sorting efficiency was >95%, whole and/or partial subsamples were re-sorted. Sorting efficiency was calculated using the following equation:

$$\text{Sorting efficiency} = \frac{[\text{Total count} - (\text{organisms recovered in spot check and/or re-sort})] \times 100\%}{\text{Total count}}$$

Quality control was performed on 40% of the samples. 25% of the debris was re-sorted for 4 of the 10 samples. The estimated efficiency was 98.15%.

All organisms are identified using a combination of dissecting (10-40x) and compound microscopes (100-1000X) and standard taxonomic keys (See Taxonomic References) to the level specified by the client, species or LPL (lowest possible level). All chironomids were cleared and slide-mounted in a permanent mounting medium for optimal resolution of their head capsules. Specimens were identified by a SFS-certified taxonomist (EPT and Chironomidae, West) with 4 years of experience (Robynn Holma, B.Sc.). All specimens were archived in air-tight glass vials with glycerin and 70% ethanol for long-term storage.

Taxonomic data were recorded in Biologica's database. Incidental organisms (nematodes, cladocerans, copepods, ostracods, etc.) organisms were reported separately. These data were entered into an excel spreadsheet and completely double-checked for entry errors. Data were delivered to the client electronically.

Methodological References:

Environment Canada. 2010. Pulp and Paper Environmental Effects Monitoring (EEM) Technical Guidance Document.

Environment Canada. 2012. Metal Mining Environmental Effects Monitoring (EEM) Technical Guidance Document.

Environment Canada. 2002. Revised Guidance for Sample Sorting and Subsampling Protocols for EEM Benthic Invertebrate Community Surveys. https://www.ec.gc.ca/esee-eem/default.asp?lang=En&n=F919D331-1 accessed December 2012.

Barbour, M.T., J. Gerritsen, B.D. Snyder, and J.B. Stribling. 1999. Rapid Bioassessment Protocols for Use in Streams and Wadeable Rivers: Periphyton, Benthic Macroinvertebrates and Fish, Second Edition. EPA 841-B-99-002. U.S. Environmental Protection Agency; Office of Water; Washington, D.C.

Beatty, J.M., McDonald, L.E., Westcott, F.M. and Perrin, C.J. 2006. Guidelines for Sampling Benthic Invertebrates in British Columbia Streams. BC Ministry of Environment. http://www.env.gov.bc.ca/epd/regions/kootenay/wq_reports/pdf/bi-sampling-06update.pdf. Accessed December 2012.

Caton, L.W. 1991. Improved Subsampling Methods for the EPA "Rapid Bioassessment" Benthic Protocols. Bulletin of the North American Benthological Society of America 8(3):317-319.

McDermott, H., Paull, T., and Strachan, S. 2012. CABIN (Canadian Aquatic Biomonitoring Network) Invertebrate Biomonitoring Field and Laboratory Manual. National Water Research Institute, Environment Canada, 30pp.

Selected Taxonomic References:

Bousfield, E.L. 1958. Freshwater Amphipod Crustaceans of Glaciated North America. The Canadian Field Naturalist.72(2): 55-113

Clarke, Arthur H., The Freshwater Molluscs of Canada, National Museum of Natural Sciences, National Museums of Canada, 1981.

Epler, J.H. 2010. The Water Beetles of Florida - an identification manual for the families Chrysomelidae, Curculionidae, Dryopidae, Dytiscidae, Elmidae, Gyrinidae, Haliplidae, Helophoridae, Hydraenidae, Hydrochidae, Hydrophilidae, Noteridae, Psephenidae, Ptilodactylidae and Scirtidae. Florida Department of Environmental Protection, Tallahassee, FL. 399 + iv pp.

Epler, J.H. 2001. Identification manual for the larval Chironomidae (Diptera) of North and South Carolina. A guide to the taxonomy of the midges of the southeastern United States,including Florida. Special Publication SJ2001-SP13. North Carolina Department of Environmental and Natural Resources, Raleigh, NC, and St. John's River Water.

Essig, E.O. Insects of Western North America. The Macmillan Company. 1926.

Kathman, R.D., and Brinkhurst, R.O., 1998. *Guide to the Freshwater Oligochaetes of North America*, Aquatic Resources Centre, College Grove, Tennessee, USA.

McAlpine, J. F., (ed.), Manual of Nearctic Diptera, Research Branch Agriculture, Canada, Ottawa, Vol.1 (1982), Vol.2 (1987), Vol.3 (1989).

Merritt, R.W. and K. W. Cummins, Aquatic Insects of North America, Third Edition, Kendall/Hunt Publishing Company, 1996.

Needham, J.G., M.J. Westfall, Jr., and M.L. May. Dragonflies of North America: the Odonata (Anisoptera) fauna of Canada, the continental United States, northern Mexico and the Greater Antilles, Third Edition. Scientific Publishers, Inc. 2014.

Northwest Biological Assesment Workgroup 9th Annual Taxonomic Workshop. Mayflies in Moscow: Northwest Ephemeroptera Nymphs. University of Idaho. 2005.

Oliver, D.R., and M.E, Roussel, The Genera of Larval Midges of Canada Diptera: Chironomidae, Canada Dept. of Agriculture, 1983.

Peckarsky, B.L., P.R. Fraissinet, M.A. Penton, and D.J.Conklin Jr., Freshwater Macroinvertebrates of Northeastern North America, Cornell University Press, 1993.

Pennak, R.W., Freshwater Invertebrates of the United States, Fourth Edition, John Wiley and Sons, Inc., 2001.

Proctor, H. 2006. Key to Aquatic Mites Known From Alberta. Department of Biological Sciences, University of Calgary.

Rogers,D.C. 2005. Identification manual to the freshwater Crustacea of the western United States and adjacent areas encountered during bioassesment. EcoAnalysts, Inc. Technical Publication #1.

Stewart. K.W., and M.W. Oswood. The Stoneflies (Plecoptera) of Alaska and Western Canada. The Caddis Press. 2006.

Stewart, K.W., and B.P. Stark. Nymphs of North American Stonefly Genera (Plecoptera), Second Edition. The Caddis Press. 2002.

Thorp J.H., and A.P. Covich, Ecology and Classification of Freshwater Invertebrates, Academic Press, Inc., 1991.

Witzel, M.J., S.V. Fend, K.A. Coates, R.D. Kathman, and S.R. Gelder. 2009. Taxonomy, systematics, and ecology of the aquatic Oligochaeta and Branchiobdellidae (Annelida, Clitellata) of North America. A workbook. 3 March 2009. vi + 280 pp. + color plates.

Wiggins, G.B. 1996. Larvae of the North American caddisfly genera (Trichoptera), Second Edition. University of Toronto Press, Toronto. 457 pp.

devon

Appendix F4

Metrics Used for Benthic Invertebrate Analyses

Index of Sampling Precision

Sampling natural populations is normally performed through random collection of small samples called replicate samples. Sampling the entire population (or community) from the site would provide a perfect measure, but is never performed as it is impractical. Even if a perfectly efficient sampling device and sampling method could be used, collecting small samples yields statistical inaccuracy due to the naturally heterogeneous dispersion of species.

A statistically acceptable compromise between accuracy and labour was proposed by Elliot (1977). The index of precision (D = ratio of standard error to arithmetic mean) is calculated, which measures a degree of precision for the collected samples and allows to calculate a sample size (number of replicate samples) required for a specified degree of precision. A standard error equal to 20% of the mean (D = 0.2) is usually considered a reasonable error in most benthic surveys and maintaining sampling precision within this error is recommended by Alberta Environment (1990).

D is derived from the formula:

$$D = \frac{1}{\bar{x}}\sqrt{\frac{s^2}{n}}$$

where: $\bar{x}$ = mean density
s^2 = variance
n = number of replicate samples.

Number of sampling units in a random sample is given by:

$$n = \frac{s^2}{D^2 \quad \overline{x^2}}$$

If large variation is encountered, associated with calculated arithmetic means (averages), the obtained quantitative data may be unreliable and lead to erroneous conclusions because the samples were too small.

Taxa Richness (Number of Taxa)

The number of species which form a benthic community is one of the basic attributes of each community. However, rarely are animals identified to the level of species, thus the term number of taxa is used in this report. This term means the number of taxa which are identified in a particular sample. It represents only some approximation to the true number of taxa in the community, and is always lower than the latest one, due to an existing positive relation between the size of the sample and the measured number of taxa.

The number of taxa reflects the health of the benthic community through a measurement of the variety of taxa (total number of families) identified in a particular sample. Generally, the number of taxa increases with increasing water quality, habitat diversity, and habitat suitability.

Shannon-Weaver Diversity Index

Diversity indices incorporate both species richness and evenness into a single value. Their advantage is to provide a synthetic insight into both community structure and function, since a more even distribution of individuals among taxa increases the number of meaningful interactions within the community and enhances community stability. The impossibility of directly determining the relative importance of the two components from one number is often pointed out as their weakness. This can be, however, overcome by separate calculation of the Equitability (evenness) Index.

Each community consists of S number of taxa and N number of individuals. The Shannon-Weaver Diversity Index (H') measures the average degree of uncertainty in predicting to what taxon an individual, chosen at random from a community described by its characteristic S and N, will belong. The equation for the Shannon-Weaver index is:

$$H' = -\sum_{i=1}^{s} \left[\left(\frac{N_i}{N} \right) \ln \left(\frac{N_i}{N} \right) \right]$$

where: s = number of taxa in the sample unit
N_i = number of individuals belonging to the ith taxon
N = total number of individuals in the sample.

The higher the index, the greater the biodiversity and the less likely that two individuals belong to the same species. H' = 0 if there is only one taxon in the sample, and H' is maximal when each taxon in the sample is represented by the same number of individuals (individuals are distributed evenly among sampled taxa).

Equitability Index

Equitability Index measures the similarity of population sizes of different species, as follows:

$$E = \frac{H'}{\ln (S)}$$

where: H' = Shannon-Weaver diversity value
S = total number of taxa in the sample.

Equitability values closer to one (1) indicate that invertebrates of different species are more similar in abundance and an evenness value of zero (0) indicates that only one species is present. A more equitable distribution of individuals among taxa (higher E) indicates a more stable community.

Dominance Index

The Dominance Index measures the relative abundance of taxa within communities, as follows:

$$C = \sum_{i=1}^{s} \left(\frac{N_i}{N} \right)^2$$

where: s = number of taxa in the sample unit,
Ni = importance value (e.g., percent or numbers) of the ith taxon,
N = total of importance values. If the community is composed of a single taxon, C equals one (1.0).

Natural communities consist of a relatively large number of individuals representing a small number of taxa combined with few individuals representing a larger number of taxa. Stressed communities tend to be dominated by fewer taxa with a greater number of individuals (EBA 2009).

EPT Index

The Ephemeroptera (E), Plecoptera (P), and Tricoptera (T) Index or EPT Index is a sum of these taxa found in sample over the total number of taxa found and then multiplied by 100 to obtain a percentage. These taxa are very sensitive to habitat disturbance and pollution and are good indicators of disturbance. A larger number generally indicates good water quality, and an absence of anyone of these groups may be significant.

EPT:C Index

The EPT:C index is a ratio between taxa that are sensitive to disturbance, Ephemeroptera, Plecoptera, and Tricoptera, and the taxa Chironomids which tend to be more tolerant to disturbances in water quality.

References:

Alberta Environment (AENV). 1990. *Selected Methods for the Monitoring of Benthic Invertebrates in Alberta Rivers*. Environmental Quality Monitoring Branch.

EBA Engineering Consultants Ltd. (EBA). 2009. *Additional Assessment and Risk Management Updates: Elkwater Maintenance Yard, Cypress Hills Provincial Park*. A report prepared for Alberta Infrastructure and Transportation (L22101021). 165 pp.

Elliott, J.M. 1977. *Some Methods for the Statistical Analysis of Samples of Benthic Invertebrates*. Freshwater Biological Association, 25. 156 pp.

devon

Appendix F5

Fish Health Assessment Information

Table F5-1: Summary of Metal and Organic Concentrations in Northern Pike Tissue Samples Collected in Torch Lake, 2012 and 2016

Parameters	Units	Detection Limit (mg/kg wwt)		FoD	Mean[1]	Standard Error[1]	Minimum[1]	Maximum[1]	Effect Threshold[2]	FoEET
		2012	2016							
Total Metals										
Aluminum	mg/kg wwt	2	2	0/13	<2.0	ND	ND	ND	20	0/13
Antimony	mg/kg wwt	0.01	0.01	6/13	0.040	0.071	0.013	0.089	9	0/13
Arsenic	mg/kg wwt	0.01	0.01	12/13	0.042	0.067	0.018	0.076	3.1	0/13
Barium	mg/kg wwt	0.02	0.02	13/13	0.75	1.96	0.20	2.43	–	–
Beryllium	mg/kg wwt	0.1	0.04	0/13	<0.10	ND	ND	ND	–	–
Bismuth	mg/kg wwt	0.06	0.06	1/13	0.063	NC	0.063	0.063	–	–
Boron	mg/kg wwt	–	0.4	0/5	<0.40	ND	ND	ND	–	–
Cadmium	mg/kg wwt	0.006	0.006	0/13	<0.006	ND	ND	ND	0.12	0/13
Calcium	mg/kg wwt	2	2	13/13	257	644	65	635	–	–
Chromium	mg/kg wwt	0.05	0.04	8/13	0.131	0.280	0.042	0.359	–	–
Cobalt	mg/kg wwt	0.02	0.02	0/13	<0.020	ND	ND	ND	–	–
Copper	mg/kg wwt	0.04	0.04	13/13	0.127	0.126	0.078	0.219	–	–
Iron	mg/kg wwt	1	1	13/13	3.8	4.8	1.9	6.7	–	–
Lead	mg/kg wwt	0.02	0.008	6/13	0.064	0.141	0.026	0.178	–	–
Lithium	mg/kg wwt	0.1	0.1	1/13	0.11	NC	0.11	0.11	–	–
Magnesium	mg/kg wwt	1	2	13/13	319	162	258	419	–	–
Manganese	mg/kg wwt	0.01	0.02	13/13	0.291	0.597	0.128	0.649	–	–
Mercury	mg/kg wwt	0.002	0.01	13/13	0.160	0.316	0.026	0.366	–	–
Methyl Mercury	mg/kg wwt	–	0.01	5/5	0.205	0.173	0.133	0.317	3.7	0/5
Molybdenum	mg/kg wwt	0.01	0.02	4/13	0.018	0.020	0.013	0.033	–	–
Nickel	mg/kg wwt	0.02	0.04	13/13	0.060	0.144	0.021	0.168	118.1	0/13
Phosphorus	mg/kg wwt	5	4	13/13	2031	677	1740	2390	–	–
Potassium	mg/kg wwt	20	4	13/13	3578	938	2930	3970	–	–
Selenium	mg/kg wwt	0.06	0.04	13/13	0.115	0.092	0.081	0.166	0.32	0/13

Parameters	Units	Detection Limit (mg/kg wwt)		FoD	Mean[1]	Standard Error[1]	Minimum[1]	Maximum[1]	Effect Threshold[2]	FoEET
		2012	2016							
Silver	mg/kg wwt	0.05	0.05	0/13	<0.050	ND	ND	ND	–	–
Sodium	mg/kg wwt	20	4	13/13	239	162	167	304	–	–
Strontium	mg/kg wwt	0.01	0.01	13/13	0.142	0.348	0.032	0.345	–	–
Sulphur	mg/kg wwt	–	20	5/5	1738	342	1480	1860	–	–
Thallium	mg/kg wwt	0.01	0.006	0/13	<0.010	ND	ND	ND	–	–
Tin	mg/kg wwt	0.05	0.02	0/13	<0.050	ND	ND	ND	–	–
Titanium	mg/kg wwt	0.1	0.1	0/13	<0.10	ND	ND	ND	–	–
Uranium	mg/kg wwt	0.002	0.002	0/13	<0.002	ND	ND	ND	–	–
Vanadium	mg/kg wwt	0.1	0.01	2/13	0.110	0.020	0.100	0.120	0.41	0/13
Zinc	mg/kg wwt	0.1	0.2	13/13	3.61	0.90	3.13	3.95	–	–
Zirconium	mg/kg wwt	–	1	0/5	<1.0	ND	ND	ND	–	–
Organics and Polyaromatic Hydrocarbons										
Acenaphthene	mg/kg wwt	0.01	0.01	0/13	<0.010	ND	ND	ND	–	–
Acenaphthylene	mg/kg wwt	–	0.01	0/5	<0.010	ND	ND	ND	–	–
Anthracene	mg/kg wwt	0.01	0.01	0/13	<0.010	ND	ND	ND	–	–
Benzo(a)anthracene	mg/kg wwt	–	0.01	0/5	<0.010	ND	ND	ND	–	–
Benzene	mg/kg wwt	0.005	0.005	0/13	<0.0050	ND	ND	ND	–	–
Benzo(a)anthracene	mg/kg wwt	0.01	–	0/8	<0.010	ND	ND	ND	–	–
Benzo(a)pyrene	mg/kg wwt	0.01	0.01	0/13	<0.010	ND	ND	ND	12.3	0/13
Benzo(b&j)fluoranthene	mg/kg wwt	0.01	0.01	0/13	<0.010	ND	ND	ND	–	–
Benzo(k)fluoranthene	mg/kg wwt	0.01		0/13	<0.010	ND	ND	ND	–	–
Benzo(g,h,i)perylene	mg/kg wwt	–	0.01	0/5	<0.010	ND	ND	ND	–	–
Chrysene	mg/kg wwt	0.01	0.01	0/13	<0.010	ND	ND	ND	–	–
Dibenz(a,h)anthracene	mg/kg wwt	0.01	0.01	0/13	<0.010	ND	ND	ND	–	–
Ethylbenzene	mg/kg wwt	0.015	0.015	0/13	<0.015	ND	ND	ND	–	–
F1 (C_6-C_{10})	mg/kg wwt	10	10	0/13	<10	ND	ND	ND	–	–
F1-BTEX	mg/kg wwt	10	10	0/13	<10	ND	ND	ND	–	–

Parameters	Units	Detection Limit (mg/kg wwt)		FoD	Mean[1]	Standard Error[1]	Minimum[1]	Maximum[1]	Effect Threshold[2]	FoEET
		2012	2016							
F2 (C_{10}-C_{16})	mg/kg wwt	5	20	0/13	<20	ND	ND	ND	–	–
F2-Naphth	mg/kg wwt	–	20	0/5	<20	ND	ND	ND	–	–
F3 (C_{16}-C_{34})	mg/kg wwt	5	20	6/13	10.5	16.8	5.7	24.0	–	–
F3-PAH	mg/kg wwt	-	20	0/5	<20	ND	ND	ND	–	–
F4 (C_{34}-C_{50})	mg/kg wwt	5	20	0/13	<20	ND	ND	ND	–	–
Fluoranthene	mg/kg wwt	0.01	0.01	0/13	<0.010	ND	ND	ND	–	–
Fluorene	mg/kg wwt	0.01	0.01	0/13	<0.010	ND	ND	ND	–	–
Indeno(1,2,3-c,d)pyrene	mg/kg wwt	0.01	0.01	0/13	<0.010	ND	ND	ND	–	–
m+p-Xylene	mg/kg wwt	0.05	0.05	0/13	<0.050	ND	ND	ND	–	–
Naphthalene	mg/kg wwt	0.05	0.05	0/13	<0.050	ND	ND	ND	–	–
o-Xylene	mg/kg wwt	0.05	0.05	0/13	<0.050	ND	ND	ND	–	–
Phenanthrene	mg/kg wwt	0.01	0.01	0/13	<0.010	ND	ND	ND	–	–
Pyrene	mg/kg wwt	0.01	0.01	0/13	<0.010	ND	ND	ND	–	–
Toluene	mg/kg wwt	0.05	0.05	0/13	<0.050	ND	ND	ND	–	–
Total hydrocarbons (C_6-C_{50})	mg/kg wwt	10	20	2/13	18	13.0	11	24	–	–
Xylenes	mg/kg wwt	0.1	0.1	0/13	<0.010	ND	ND	ND	–	–

Notes:

[1] Statistics are calculated using only samples with values above the detection limit.

[2] Effects threshold based on the lowest concentration with a documented effect (see Table F5-8).

– = Not available, no effect threshold available.

< = Value is the detection limit.

wwt = wet weight; FoD = frequency of detection; FoEET = frequency of exceeding effects threshold, ND = not detected in samples, NC = not calculated (only one detect).

Table F5-2: Summary of Metal and Organic Concentrations in Small-Bodied Forage Fish Tissue Samples Collected from Various Sites in the Aquatics Local Study Area, 2012 – 2017

Parameters	Units	Detection Limit (mg/kg wwt)			FoD	Mean[1]	Standard Error[1]	Minimum[1]	Maximum[1]	Effect Threshold[2]	FoEET
		2012	2016	2017							
Total Metals											
Aluminum	mg/kg wwt	2	2	2	5/5	10.8	36.9	2.6	40.2	20	1/5
Antimony	mg/kg wwt	0.01	0.01	0.01	0/5	<0.010	ND	ND	ND	9	0/5
Arsenic	mg/kg wwt	0.01	0.01	0.01	5/5	0.133	0.149	0.063	0.205	3.1	0/5
Barium	mg/kg wwt	0.02	0.02	0.02	5/5	6.99	4.79	4.74	9.11	–	–
Beryllium	mg/kg wwt	0.04-0.1	0.04	0.04	0/5	<0.040	ND	ND	ND	–	–
Bismuth	mg/kg wwt	0.06	0.06	0.06	0/5	<0.060	ND	ND	ND	–	–
Boron	mg/kg wwt	0.04	0.4	0.4	0/4	<0.40	ND	ND	ND	–	–
Cadmium	mg/kg wwt	0.006	0.006	0.006	0/5	<0.0060	ND	ND	ND	0.12	0/5
Calcium	mg/kg wwt	2	2	2	5/5	7636	799	7110	7970	–	–
Chromium	mg/kg wwt	0.04-0.05	0.04	0.04	5/5	0.670	0.921	0.148	1.060	–	–
Cobalt	mg/kg wwt	0.02	0.02	0.02	5/5	0.029	0.029	0.022	0.048	–	–
Copper	mg/kg wwt	0.04	0.04	0.04	5/5	1.46	1.17	0.65	2.09	–	–
Iron	mg/kg wwt	1	1	1	5/5	273	366	136	501	–	–
Lead	mg/kg wwt	0.008-0.02	0.008	0.008	1/5	0.0235	NC	0.0235	0.0235	–	–
Lithium	mg/kg wwt	0.1	0.1	0.1	0/5	<0.10	ND	ND	ND	–	–
Magnesium	mg/kg wwt	1	2	2	5/5	336	28	320	347	–	–
Manganese	mg/kg wwt	0.01	0.02	0.02	5/5	18.6	18.0	12.2	31.6	–	–
Mercury	mg/kg wwt	0.002	0.002	0.002	5/5	0.0335	0.0320	0.0123	0.0462	–	–
Methylmercury	mg/kg wwt	0.01	0.001	0.001	4/4	0.0274	0.0245	0.0114	0.0370	3.7	0/4
Molybdenum	mg/kg wwt	0.01-0.02	0.02	0.02	5/5	0.097	0.095	0.052	0.138	–	–
Nickel	mg/kg wwt	0.02-0.04	0.04	0.04	5/5	0.423	0.439	0.215	0.618	118.1	0/5
Phosphorus	mg/kg wwt	4-5	4	4	5/5	5454	1079	4610	5780	–	–
Potassium	mg/kg wwt	4-20	4	4	5/5	2790	450	2560	2990	–	–
Selenium	mg/kg wwt	0.04-0.06	0.04	0.04	5/5	0.153	0.122	0.099	0.245	0.32	0/5

Parameters	Units	Detection Limit (mg/kg wwt)			FoD	Mean[1]	Standard Error[1]	Minimum[1]	Maximum[1]	Effect Threshold[2]	FoEET
		2012	2016	2017							
Silver	mg/kg wwt	0.05	0.05	0.05	0/5	<0.050	ND	ND	ND	–	–
Sodium	mg/kg wwt	4-20	4	4	5/5	935	363	731	1130	–	–
Strontium	mg/kg wwt	0.01	0.01	0.01	5/5	5.34	3.81	3.22	7.99	–	–
Sulphur	mg/kg wwt	20	20	20	4/4	1828	309	1670	1960	–	–
Thallium	mg/kg wwt	0.006-0.01	0.006	0.006	0/5	<0.010	ND	ND	ND	–	–
Tin	mg/kg wwt	0.02-0.05	0.02	0.02	0/5	<0.050	ND	ND	ND	–	–
Titanium	mg/kg wwt	0.1-0.2	0.2	0.1	2/5	0.49	0.71	0.13	0.84	–	–
Uranium	mg/kg wwt	0.002	0.002	0.002	1/5	0.0022	NC	0.0022	0.0022	–	–
Vanadium	mg/kg wwt	0.01-0.1	0.01	0.01	5/5	0.039	0.092	0.016	0.100	0.41	0/5
Zinc	mg/kg wwt	0.1-0.2	0.2	0.2	5/5	49.1	27.9	26.9	55.5	–	–
Zirconium	mg/kg wwt	1	1	1	0/4	<1.0	ND	ND	ND	–	–
Organics and Polyaromatic Hydrocarbons											
Acenaphthene	mg/kg wwt	0.01	0.01	0.01	0/5	<0.010	ND	ND	ND	–	–
Acenaphthylene	mg/kg wwt	-	0.01	0.01	0/3	<0.010	ND	ND	ND	–	–
Anthracene	mg/kg wwt	0.01	0.01	0.01	0/5	<0.010	ND	ND	ND	–	–
Benzene	mg/kg wwt	0.005	0.005	0.005	1/5	0.109	NC	0.109	0.109	–	–
Benzo(a)anthracene	mg/kg wwt	0.01	0.01	0.01	0/5	<0.010	ND	ND	ND	–	–
Benzo(a)pyrene	mg/kg wwt	0.01	0.01	0.01	0/5	<0.010	ND	ND	ND	12.3	0/5
Benzo(b&j)fluoranthene	mg/kg wwt	0.01	0.01	0.01	0/5	<0.010	ND	ND	ND	–	–
Benzo(g,h,i)perylene	mg/kg wwt	-	0.01	0.01	0/3	<0.010	ND	ND	ND	–	–
Benzo(k)fluoranthene	mg/kg wwt	0.01	0.01	0.01	0/5	<0.010	ND	ND	ND	–	–
Chrysene	mg/kg wwt	0.01	0.01	0.01	0/5	<0.010	ND	ND	ND	–	–
Dibenz(a,h)anthracene	mg/kg wwt	0.01	0.01	0.01	0/5	<0.010	ND	ND	ND	–	–
Ethylbenzene	mg/kg wwt	0.015	0.015	0.015	1/5	0.441	NC	0.441	0.441	–	–
F1 (C_6-C_{10})	mg/kg wwt	10	10	10	1/5	60	NC	60	60	–	–
F1-BTEX	mg/kg wwt	10	10	10	1/5	56	NC	56	56	–	–
F2 (C_{10}-C_{16})	mg/kg wwt	5	20	5	2/5	5.9	1.8	5.0	6.8	–	–
F2-Naphth	mg/kg wwt	-	20	5	1/3	6.8	NC	6.8	6.8	–	–

Parameters	Units	Detection Limit (mg/kg wwt)			FoD	Mean[1]	Standard Error[1]	Minimum[1]	Maximum[1]	Effect Threshold[2]	FoEET
		2012	2016	2017							
F3 (C_{16}-C_{34})	mg/kg wwt	5	20	5	4/5	66.5	17.0	56.1	76.7	–	–
F3-PAH	mg/kg wwt	-	20	5	2/3	66.6	20.9	56.1	77.0	–	–
F4 (C_{34}-C_{50})	mg/kg wwt	5	20	5	5/5	132.7	210.7	9.2	232.0	–	–
Fluoranthene	mg/kg wwt	0.01	0.01	0.01	0/5	<0.010	ND	ND	ND	–	–
Fluorene	mg/kg wwt	0.01	0.01	0.01	0/5	<0.010	ND	ND	ND	–	–
Indeno(1,2,3-c,d)pyrene	mg/kg wwt	0.01	0.01	0.01	0/5	<0.010	ND	ND	ND	–	–
m+p-Xylene	mg/kg wwt	0.05	0.05	0.05	1/5	1.81	NC	1.81	1.81	–	–
Naphthalene	mg/kg wwt	0.05	0.05	0.05	0/5	<0.050	ND	ND	ND	–	–
o-Xylene	mg/kg wwt	0.05	0.05	0.05	1/5	0.958	NC	0.958	0.958	–	–
Phenanthrene	mg/kg wwt	0.01	0.01	0.03	0/5	<0.010	ND	ND	ND	–	–
Pyrene	mg/kg wwt	0.01	0.01	0.01	0/5	<0.010	ND	ND	ND	–	–
Toluene	mg/kg wwt	0.05	0.05	0.05	1/5	1.11	NC	1.11	1.11	–	–
Total hydrocarbons (C_6-C_{50})	mg/kg wwt	10	20	10	5/5	200	161	132	309	–	–
Xylenes	mg/kg wwt	0.1	0.1	0.1	1/5	2.77	NC	2.77	2.77	–	–

Notes:

[1] Statistics are calculated using only samples with values above the detection limit.

[2] Effects threshold based on the lowest concentration with a documented effect (see Table F5-8).

– = Not available, no effect threshold available.

< = Value is the detection limit.

wwt = wet weight; FoD = frequency of detection; FoEET = frequency of exceeding effects threshold, ND = not detected in samples, NC = not calculated (only one detect).

Table F5-3: Historical Analytical Results from Small-Bodied Forage Fish Composite and Large-Bodied Fish Tissue Samples from Various Sites within the Aquatics Local Study Area, 2011 (Adapted from Devon 2012)

Fish Species		Detection Limit (mg/kg wwt)	WHSC			BRST	FNDC	BRST	Effect Threshold[2]
Parameter	Units		Site B11			Site B2	Site B3	Site B13	
			Mean[1]	Minimum	Maximum				
Aluminum	mg/kg wwt	2	<2.0	ND	ND	10.4	2.50	3.2	20
Antimony	mg/kg wwt	0.01	<0.010	ND	ND	<0.010	<0.010	<0.010	9
Arsenic	mg/kg wwt	0.01	0.05	0.043	0.074	0.107	0.04	0.077	3.1
Barium	mg/kg wwt	0.02	0.044	0.026	0.109	3.11	3.22	4.33	–
Beryllium	mg/kg wwt	0.1	<0.10	ND	ND	<0.10	<0.10	<0.10	–
Bismuth	mg/kg wwt	0.06	<0.060	ND	ND	<0.060	<0.060	<0.060	–
Cadmium	mg/kg wwt	0.006	<0.060	ND	ND	0.0175	<0.0060	0.0152	0.12
Calcium	mg/kg wwt	2	217.5	125	534	9460	7630.00	7830	–
Chromium	mg/kg wwt	0.1	<0.10	ND	ND	0.6	0.20	0.3	–
Cobalt	mg/kg wwt	0.02	<0.020	ND	ND	0.036	0.02	0.025	–
Copper	mg/kg wwt	0.04	0.306	0.256	0.424	1.56	3.47	0.911	–
Iron	mg/kg wwt	1	2.5	1.7	3.2	51.6	30.50	30.3	–
Lead	mg/kg wwt	0.02	NC	0.024	0.024	<0.020	<0.020	<0.020	–
Lithium	mg/kg wwt	0.1	<0.10	ND	ND	<0.10	<0.10	<0.10	–
Magnesium	mg/kg wwt	1	290.5	277	301	389	334.00	382	–
Manganese	mg/kg wwt	0.01	0.191	0.129	0.494	20.1	4.68	8.42	–
Mercury (Total)	mg/kg wwt	0.01	0.0245	0.0149	0.0465	0.0452	0.02	0.0186	–
Molybdenum	mg/kg wwt	0.01	NC	0.011	0.011	0.067	0.08	0.063	–
Nickel	mg/kg wwt	0.1	<0.10	ND	ND	0.58	0.34	0.41	118.1
Phosphorus	mg/kg wwt	5	2145	1950	2410	6660	5310.00	5990	–
Potassium	mg/kg wwt	20	3875	3590	4170	2920	3090.00	3190	–
Selenium	mg/kg wwt	0.2	<0.20	ND	ND	0.21	0.21	<0.20	0.32
Silver	mg/kg wwt	0.05	<0.050	ND	ND	<0.050	<0.050	<0.050	–
Sodium	mg/kg wwt	20	498	472	538	1320	662.00	845	–

Fish Species		Detection Limit (mg/kg wwt)	WHSC			BRST	FNDC	BRST	Effect Threshold[2]
Parameter	Units		Site B11			Site B2	Site B3	Site B13	
			Mean[1]	Minimum	Maximum				
Strontium	mg/kg wwt	0.01	0.08	0.035	0.23	7.49	7.42	11.6	–
Thallium	mg/kg wwt	0.01	<0.010	ND	ND	<0.010	<0.010	<0.010	–
Tin	mg/kg wwt	0.05	<0.0510	ND	ND	<0.050	<0.050	<0.050	–
Titanium	mg/kg wwt	0.1	<0.10	ND	ND	0.26	<0.10	<0.10	–
Uranium	mg/kg wwt	0.002	<0.0020	ND	ND	<0.0020	0.00	<0.0020	–
Vanadium	mg/kg wwt	0.1	<0.10	ND	ND	<0.10	<0.10	<0.10	0.41
Zinc	mg/kg wwt	0.1	3.985	3.55	4.84	43.2	44.30	21.3	–

Notes:

[1] Statistics are calculated using only samples with values above the detection limit.

[2] Effects threshold based on the lowest concentration with a documented effect (see Table F5-8).

– = Not available, no effect threshold available.

< = Value is the detection limit.

wwt = wet weight; FoD = frequency of detection; FoEET = frequency of exceeding effects threshold, ND = not detected in samples, NC = not calculated (only one detect).

Table F5-4: Summary of Metal and Organic Concentrations in Walleye Tissue Samples Collected in Winefred Lake, 2012

Parameters	Units	Detection Limit (mg/kg wwt)	FoD	Mean[1]	Standard Error[1]	Minimum[1]	Maximum[1]	Effect Threshold[2]	FoEET
Total Metals									
Aluminum	mg/kg wwt	2	0/10	<2.0	ND	ND	ND	20	0/10
Antimony	mg/kg wwt	0.01	4/10	0.035	0.059	0.011	0.077	9	0/10
Arsenic	mg/kg wwt	0.01	10/10	0.065	0.020	0.053	0.074	3.1	0/10
Barium	mg/kg wwt	0.02	10/10	0.323	0.836	0.052	0.929	–	–
Beryllium	mg/kg wwt	0.1	0/10	<0.10	ND	ND	ND	–	–
Bismuth	mg/kg wwt	0.06	0/10	<0.060	ND	ND	ND	–	–
Cadmium	mg/kg wwt	0.006	0/10	<0.0060	ND	ND	ND	0.12	0/10
Calcium	mg/kg wwt	2	10/10	115.2	166.3	58.7	249.0	–	–
Chromium	mg/kg wwt	0.05	10/10	0.112	0.162	0.052	0.201	–	–
Cobalt	mg/kg wwt	0.02	0/10	<0.020	ND	ND	ND	–	–
Copper	mg/kg wwt	0.04	10/10	0.124	0.021	0.116	0.136	–	–
Iron	mg/kg wwt	1	10/10	2.5	1.323	1.8	3.0	–	–
Lead	mg/kg wwt	0.02	6/10	0.042	0.062	0.021	0.089	–	–
Lithium	mg/kg wwt	0.1	1/10	0.14	NC	0.14	0.14	–	–
Magnesium	mg/kg wwt	1	10/10	312	57	294	345	–	–
Manganese	mg/kg wwt	0.01	10/10	0.106	0.065	0.067	0.136	–	–
Mercury	mg/kg wwt	0.002	10/10	0.0708	0.1577	0.0289	0.2010	–	–
Molybdenum	mg/kg wwt	0.01	4/10	0.027	0.020	0.014	0.037	–	–
Nickel	mg/kg wwt	0.02	7/10	0.047	0.064	0.022	0.022	118.1	0/10
Phosphorus	mg/kg wwt	5	10/10	2045	298	1940	2210	–	–
Potassium	mg/kg wwt	20	10/10	3841	750	3520	4180	–	–
Selenium	mg/kg wwt	0.06	10/10	0.137	0.031	0.126	0.160	0.32	0/10
Silver	mg/kg wwt	0.05	0/10	<0.050	ND	ND	ND	–	–
Sodium	mg/kg wwt	20	10/10	234	64	206	271	–	–
Strontium	mg/kg wwt	0.01	10/10	0.027	0.045	0.011	0.057	–	–

Parameters	Units	Detection Limit (mg/kg wwt)	FoD	Mean[1]	Standard Error[1]	Minimum[1]	Maximum[1]	Effect Threshold[2]	FoEET
Thallium	mg/kg wwt	0.01	0/10	<0.010	ND	ND	ND	–	–
Tin	mg/kg wwt	0.05	0/10	<0.050	ND	ND	ND	–	–
Titanium	mg/kg wwt	0.1	0/10	<0.10	ND	ND	ND	–	–
Uranium	mg/kg wwt	0.002	0/10	<0.0020	ND	ND	ND	–	–
Vanadium	mg/kg wwt	0.1	0/10	<0.10	ND	ND	ND	0.41	0/10
Zinc	mg/kg wwt	0.1	10/10	3.35	1.06	2.77	3.87	–	–
Organics and Polyaromatic Hydrocarbons									
Acenaphthene	mg/kg wwt	0.01	0/10	<0.010	ND	ND	ND	–	–
Anthracene	mg/kg wwt	0.01	0/10	<0.010	ND	ND	ND	–	–
Benzene	mg/kg wwt	0.005	0/10	<0.0050	ND	ND	ND	–	–
Benzo(a)anthracene	mg/kg wwt	0.01	0/10	<0.010	ND	ND	ND	–	–
Benzo(a)pyrene	mg/kg wwt	0.01	0/10	<0.010	ND	ND	ND	12.3	0/10
Benzo(b&j)fluoranthene	mg/kg wwt	0.01	0/10	<0.010	ND	ND	ND	–	–
Benzo(k)fluoranthene	mg/kg wwt	0.01	0/10	<0.010	ND	ND	ND	–	–
Chrysene	mg/kg wwt	0.01	0/10	<0.010	ND	ND	ND	–	–
Dibenzo(a,h)anthracene	mg/kg wwt	0.01	0/10	<0.010	ND	ND	ND	–	–
Ethylbenzene	mg/kg wwt	0.015	0/10	<0.015	ND	ND	ND	–	–
F1 (C_6-C_{10})	mg/kg wwt	10	0/10	<10	ND	ND	ND	–	–
F1-BTEX	mg/kg wwt	10	0/10	<10	ND	ND	ND	–	–
F2 (C_{10}-C_{16})	mg/kg wwt	5	0/10	<5.0	ND	ND	ND	–	–
F3 (C_{16}-C_{34})	mg/kg wwt	5	8/10	8.3	10.0	5.3	15.6	–	–
F4 (C_{34}-C_{50})	mg/kg wwt	5	1/10	20.5	NC	20.5	15.6	–	–
Fluoranthene	mg/kg wwt	0.01	0/10	<0.010	ND	ND	ND	–	–
Fluorene	mg/kg wwt	0.01	0/10	<0.010	ND	ND	ND	–	–
Indeno(1,2,3-cd)pyrene	mg/kg wwt	0.01	0/10	<0.010	ND	ND	ND	–	–
m+p-Xylene	mg/kg wwt	0.05	0/10	<0.050	ND	ND	ND	–	–
Naphthalene	mg/kg wwt	0.05	0/10	<0.050	ND	ND	ND	–	–

Parameters	Units	Detection Limit (mg/kg wwt)	FoD	Mean[1]	Standard Error[1]	Minimum[1]	Maximum[1]	Effect Threshold[2]	FoEET
o-Xylene	mg/kg wwt	0.05	0/10	<0.050	ND	ND	ND	–	–
Phenanthrene	mg/kg wwt	0.01	0/10	<0.010	ND	ND	ND	–	–
Pyrene	mg/kg wwt	0.01	0/10	<0.010	ND	ND	ND	–	–
Toluene	mg/kg wwt	0.05	0/10	<0.050	ND	ND	ND	–	–
Total hydrocarbons (C_6-C_{50})	mg/kg wwt	10	3/10	18	14	11	27	–	–
Xylenes	mg/kg wwt	0.1	0/10	<0.10	ND	ND	ND	–	–

Notes:

[1] Statistics are calculated using only samples with values above the detection limit.

[2] Effects threshold based on the lowest concentration with a documented effect (see Table F5-8.

– = Not available, no effect threshold available.

< = Value is the detection limit.

wwt = wet weight; FoD = frequency of detection; FoEET = frequency of exceeding effects threshold, ND = not detected in samples, NC = not calculated (only one detect).

Table F5-5: Summary of Metal and Organic Concentrations in Lake Whitefish Tissue Samples Collected in Grist Lake, 2012

Parameters	Units	Detection Limit (mg/kg wwt)	FoD	Mean[1]	Standard Error[1]	Minimum[1]	Maximum[1]	Effect Threshold[2]	FoEET
Total Metals									
Aluminum	mg/kg wwt	2	0/10	<2.0	ND	ND	ND	20	0/10
Antimony	mg/kg wwt	0.01	7/10	0.028	0.075	0.010	0.089	9	0/10
Arsenic	mg/kg wwt	0.01	10/10	0.062	0.034	0.040	0.074	3.1	0/10
Barium	mg/kg wwt	0.02	10/10	0.229	0.571	0.043	0.564	–	–
Beryllium	mg/kg wwt	0.1	0/10	<0.10	ND	ND	ND	–	–
Bismuth	mg/kg wwt	0.06	0/10	<0.060	ND	ND	ND	–	–
Cadmium	mg/kg wwt	0.006	0/10	<0.0060	ND	ND	ND	0.12	0/10
Calcium	mg/kg wwt	2	10/10	114.1	148.8	59.8	202.0	–	–
Chromium	mg/kg wwt	0.05	3/10	0.105	0.045	0.077	0.128	–	–
Cobalt	mg/kg wwt	0.02	0/10	<0.020	ND	ND	ND	–	–
Copper	mg/kg wwt	0.04	10/10	0.137	0.055	0.112	0.161	–	–
Iron	mg/kg wwt	1	10/10	3.0	3.3	1.7	4.7	–	–
Lead	mg/kg wwt	0.02	6/10	0.046	0.088	0.020	0.116	–	–
Lithium	mg/kg wwt	0.1	0/10	,0.10	ND	ND	ND	–	–
Magnesium	mg/kg wwt	1	10/10	269	102	204	315	–	–
Manganese	mg/kg wwt	0.01	10/10	0.156	0.076	0.122	0.190	–	–
Mercury	mg/kg wwt	0.002	10/10	0.0575	0.0486	0.0339	0.0877	–	–
Molybdenum	mg/kg wwt	0.01	3/10	0.020	0.015	0.014	0.030	–	–
Nickel	mg/kg wwt	0.02	10/10	0.030	0.031	0.021	0.051	118.1	0/10
Phosphorus	mg/kg wwt	5	10/10	2148	428	1920	2360	–	–
Potassium	mg/kg wwt	20	10/10	4058	800	3770	4440	–	–
Selenium	mg/kg wwt	0.06	10/10	0.214	0.224	0.131	0.330	0.32	2/10
Silver	mg/kg wwt	0.05	0/10	<0.050	ND	ND	ND	–	–
Sodium	mg/kg wwt	20	10/10	257	245	191	462	–	–
Strontium	mg/kg wwt	0.01	10/10	0.071	0.094	0.029	0.123	–	–

Parameters	Units	Detection Limit (mg/kg wwt)	FoD	Mean[1]	Standard Error[1]	Minimum[1]	Maximum[1]	Effect Threshold[2]	FoEET
Thallium	mg/kg wwt	0.01	0/10	<0.010	ND	ND	ND	–	–
Tin	mg/kg wwt	0.05	0/10	<0.050	ND	ND	ND	–	–
Titanium	mg/kg wwt	0.1	0/10	<0.10	ND	ND	ND	–	–
Uranium	mg/kg wwt	0.002	0/10	<0.0020	ND	ND	ND	–	–
Vanadium	mg/kg wwt	0.1	0/10	<0.10	ND	ND	ND	0.41	0/10
Zinc	mg/kg wwt	0.1	10/10	3.09	0.97	2.59	3.57	–	–
Organics and Polyaromatic Hydrocarbons									
Acenaphthene	mg/kg wwt	0.01	0/9	<0.010	ND	ND	ND	–	–
Anthracene	mg/kg wwt	0.01	0/9	<0.010	ND	ND	ND	–	–
Benzene	mg/kg wwt	0.005	0/10	<0.0050	ND	ND	ND	–	–
Benzo(a)anthracene	mg/kg wwt	0.01	0/9	<0.010	ND	ND	ND	–	–
Benzo(a)pyrene	mg/kg wwt	0.01	0/9	<0.010	ND	ND	ND	12.3	0/9
Benzo(b&j)fluoranthene	mg/kg wwt	0.01	0/9	<0.010	ND	ND	ND	–	–
Benzo(k)fluoranthene	mg/kg wwt	0.01	0/9	<0.010	ND	ND	ND	–	–
Chrysene	mg/kg wwt	0.01	0/9	<0.010	ND	ND	ND	–	–
Dibenzo(a,h)anthracene	mg/kg wwt	0.01	0/9	<0.010	ND	ND	ND	–	–
Ethylbenzene	mg/kg wwt	0.015	0/10	<0.015	ND	ND	ND	–	–
F1 (C_6-C_{10})	mg/kg wwt	10	0/10	<10	ND	ND	ND	–	–
F1-BTEX	mg/kg wwt	10	0/10	<10	ND	ND	ND	–	–
F2 (C_{10}-C_{16})	mg/kg wwt	5	0/10	<5.0	ND	ND	ND	–	–
F3 (C_{16}-C_{34})	mg/kg wwt	5	3/10	15.3	20.4	5.1	28.2	–	–
F4 (C_{34}-C_{50})	mg/kg wwt	5	1/10	55	NC	55	55	–	–
Fluoranthene	mg/kg wwt	0.01	0/9	<0.010	ND	ND	ND	–	–
Fluorene	mg/kg wwt	0.01	0/9	<0.010	ND	ND	ND	–	–
Indeno(1,2,3-cd)pyrene	mg/kg wwt	0.01	0/9	<0.010	ND	ND	ND	–	–
m+p-Xylene	mg/kg wwt	0.05	0/10	<0.050	ND	ND	ND	–	–
Naphthalene	mg/kg wwt	0.05	0/9	<0.050	ND	ND	ND	–	–

Parameters	Units	Detection Limit (mg/kg wwt)	FoD	Mean[1]	Standard Error[1]	Minimum[1]	Maximum[1]	Effect Threshold[2]	FoEET
o-Xylene	mg/kg wwt	0.05	0/10	<0.050	ND	ND	ND	–	–
Phenanthrene	mg/kg wwt	0.01	0/9	<0.010	ND	ND	ND	–	–
Pyrene	mg/kg wwt	0.01	0/9	<0.010	ND	ND	ND	–	–
Toluene	mg/kg wwt	0.05	0/10	<0.050	ND	ND	ND	–	–
Total hydrocarbons (C_6-C_{50})	mg/kg wwt	10	2/10	48	70	13	83	–	–
Xylenes	mg/kg wwt	0.1	0/10	<0.10	ND	ND	ND	–	–

Notes:

[1] Statistics are calculated using only samples with values above the detection limit.

[2] Effects threshold based on the lowest concentration with a documented effect (see Table F5-8).

– = Not available, no effect threshold available.

< = Value is the detection limit.

wwt = wet weight; FoD = frequency of detection; FoEET = frequency of exceeding effects threshold, ND = not detected in samples, NC = not calculated (only one detect).

Table F5-6: Fish Health Assessment Definitions

Variable	Variable Condition	Code	HAI Value
Eyes	No aberrations; good "clear" eye	N	0
	Blind; an opaque eye (one or both)	B	30
	Swollen, protruding eye (one or both)	E	30
	Hemorrhaging or bleeding in the eye (one or both)	H	30
	Missing one or both eyes	M	30
	Other; any condition not covered above	OT	30
Gills	Normal; no apparent aberrations	N	0
	Frayed; erosion of tips of gill lamellae - resulting in "ragged" gills	F	30
	Clubbed; swelling of the tips of the gill lamellae	C	30
	Marginate; gills with light, discoloured margin along tips of the lamellae	M	30
	Pale; very light in colour	P	30
	Other; any condition not covered above	OT	30
Pseudobranchs	Normal; flat, containing no aberrations	N	0
	Swollen; convex in aspect	S	30
	Lithic; mineral deposits, white, somewhat amorphous spots	L	30
	Inflamed; redness, hemorrhage, or other	I	30
	Other; any condition not covered above	OT	30
Thymus	No hemorrhage	0	0
	Mild hemorrhage	1	10
	Moderate hemorrhage	2	20
	Severe hemorrhage	3	30
Skin	Normal; no aberrations	0	0
	Mild skin aberrations	1	10
	Moderate skin aberrations	2	20
	Severe skin aberrations	3	30
Fins	No active erosion	0	0
	Light active erosion	1	10
	Moderate active erosion with some hemorrhaging	2	20
	Severe active erosion with hemorrhaging	3	30
Opercle	No shortening	0	0
	Mild shortening	1	30
	Severe shortening	2	30
Hindgut	Normal; no inflammation or reddening	0	0
	Slight inflammation or reddening	1	10
	Moderate inflammation or reddening	2	20
	Severe inflammation or reddening	3	30
Body deformities	None	No	0
	Any deformity (provide details)	Yes	30

Variable	Variable Condition	Code	HAI Value
Mesenteric fat	None	0	n/a
	<50% coverage of mesentery	1	n/a
	50% coverage of mesentery	2	n/a
	>50% coverage of mesentery	3	n/a
	100% coverage of mesentery	4	n/a
Liver	Normal; solid red or light red colour	A	0
	"Fatty" liver; "coffee with cream" colour	C	30
	Nodules in the liver; cysts or nodules	D	30
	Focal discolouration; distinct localized colour changes	E	30
	General discolouration; colour change in whole liver	F	30
	Other; any condition not covered above	OT	30
Spleen	Normal; black, very dark red, or red	B	0
	Granular; rough appearance of spleen	G	30
	Nodular; containing fistulas or nodules of varying sizes	D	30
	Enlarged; noticeable enlarged	E	30
	Other; any condition not covered above	OT	30
Gall bladder	Normal	0	0
	Enlarged	1	30
	Parasites	2	n/a
Kidney	Normal; firm dark red colour, lying relatively flat along vertebral column	N	0
	Swollen; enlarged or swollen wholly or in part	S	30
	Mottled; grey discolouration	M	30
	Granular; granular appearance and texture	G	30
	Urolithiasis/nephrocalcinosis; white/cream mineral material in tubules	U	30
	Other; any condition not covered above	OT	30
Parasites	No observed parasites	0	0
	Few observed parasites	1	10
	Moderate parasite infestation	2	20
	Numerous parasites	3	30

Notes:
HAI = Health Assessment Index.
n/a = Not applicable.
Source: Adapted from Adams et al. (1993).

Table F5-7: Analytical Methods and Associated Detection Limits Used for Analysis

Sampling Year(s)	Parameter	Method	Detection Limit (mg/kg wwt)
Total Metals			
2012	Aluminum	EPA 200.3/200.7-ICPOES	2
2016, 2017	Aluminum	EPA 200.3/6020A	2
2012	Antimony	EPA 200.3/200.8-ICPMS	0.01
2016, 2017	Antimony	EPA 200.3/6020A	0.01
2012	Arsenic	EPA 200.3/200.8-ICPMS	0.01
2016, 2017	Arsenic	EPA 200.3/6020A	0.01
2012	Barium	EPA 200.3/200.8-ICPMS	0.02
2016, 2017	Barium	EPA 200.3/6020A	0.02
2012	Beryllium	EPA 200.3/200.8-ICPMS	0.04-0.1
2016, 2017	Beryllium	EPA 200.3/6020A	0.04
2012	Bismuth	EPA 200.3/200.8-ICPMS	0.06
2016, 2017	Bismuth	EPA 200.3/6020A	0.06
2012, 2016, 2017	Boron	EPA 200.3/6020A	0.4
2012	Cadmium	EPA 200.3/200.8-ICPMS	0.006
2016, 2017	Cadmium	EPA 200.3/6020A	0.006
2012	Calcium	EPA 200.3/200.7-ICPOES	2
2016, 2017	Calcium	EPA 200.3/6020A	2
2012	Chromium	EPA 200.3/200.7-ICPOES	0.04-0.05
2016, 2017	Chromium	EPA 200.3/6020A	0.04
2012	Cobalt	EPA 200.3/200.8-ICPMS	0.02
2016, 2017	Cobalt	EPA 200.3/6020A	0.02
2012	Copper	EPA 200.3/200.8-ICPMS	0.04
2016, 2017	Copper	EPA 200.3/6020A	0.04
2012	Iron	EPA 200.3/200.7-ICPOES	1
2016, 2017	Iron	EPA 200.3/6020A	1
2012	Lead	EPA 200.3/200.8-ICPMS	0.008-0.02
2016, 2017	Lead	EPA 200.3/6020A	0.008
2012	Lithium	EPA 200.3/200.8-ICPMS	0.1
2016, 2017	Lithium	EPA 200.3/6020A	0.1
2012	Magnesium	EPA 200.3/200.8-ICPMS	1
2016, 2017	Magnesium	EPA 200.3/6020A	2
2012	Manganese	EPA 200.3/200.8-ICPMS	0.01
2016, 2017	Manganese	EPA 200.3/6020A	0.02
2012, 2016, 2017	Mercury	EPA 200.3 / EPA 245.1	0.002
2016	Methyl mercury	EPA 1630	0.01
2017	Methyl mercury	Liang et al. (1994)	0.001
2012	Molybdenum	EPA 200.3/200.8-ICPMS	0.01
2016, 2017	Molybdenum	EPA 200.3/6020A	0.02

Sampling Year(s)	Parameter	Method	Detection Limit (mg/kg wwt)
2012	Nickel	EPA 200.3/200.8-ICPMS	0.02-0.04
2016, 2017	Nickel	EPA 200.3/6020A	0.04
2012	Phosphorus	EPA 200.3/200.7-ICPOES	4-5
2016, 2017	Phosphorus	EPA 200.3/6020A	4
2012	Potassium	EPA 200.3/200.7-ICPOES	4-20
2016, 2017	Potassium	EPA 200.3/6020A	4
2012	Selenium	EPA 200.3/200.8-ICPMS	0.04-0.06
2016, 2017	Selenium	EPA 200.3/6020A	0.04
2012, 2016, 2017	Silver	EPA 200.3/200.8-ICPMS	0.05
2012	Sodium	EPA 200.3/200.7-ICPOES	4-20
2016, 2017	Sodium	EPA 200.3/6020A	4
2012	Strontium	EPA 200.3/200.8-ICPMS	0.01
2016, 2017	Strontium	EPA 200.3/6020A	0.01
2012, 2016, 2017	Sulphur	EPA 200.3/6020A	20
2012	Thallium	EPA 200.3/200.8-ICPMS	0.006-0.01
2016, 2017	Thallium	EPA 200.3/6020A	0.006
2012	Tin	EPA 200.3/200.8-ICPMS	0.02-0.05
2016, 2017	Tin	EPA 200.3/6020A	0.02
2012	Titanium	EPA 200.3/200.7-ICPOES	0.1-0.2
2016, 2017	Titanium	EPA 200.3/6020A	0.1-0.2
2012	Uranium	EPA 200.3/200.8-ICPMS	0.002
2016, 2017	Uranium	EPA 200.3/6020A	0.002
2012	Vanadium	EPA 200.3/200.8-ICPMS	0.01-0.1
2016, 2017	Vanadium	EPA 200.3/6020A	0.01
2012	Zinc	EPA 200.3/200.7-ICPOES	0.1-0.2
2016, 2017	Zinc	EPA 200.3/6020A	0.2
2012, 2016, 2017	Zirconium	EPA 200.3/6020A	1
Organics and Polyaromatic Hydrocarbons			
2012, 2016, 2017	Acenaphthene	EPA 3570/8270-GC/MS	0.01
2016	Acenaphthene	EPA 3640/8270	0.01
2016, 2017	Acenaphthylene	EPA 3570/8270-GC/MS	0.01
2012, 2017	Anthracene	EPA 3570/8270-GC/MS	0.01
2016	Anthracene	EPA 3640/8270	0.01
2012	Benzo(a)anthracene	EPA 3640/8270	0.01
2016, 2017	Benzo(a)anthracene	EPA 3570/8270-GC/MS	0.01
2012	Benzene	CCME CWS-PHC Dec-2000 - Pub# 1310	0.005
2016	Benzene	CCME CWS-PHC, Pub #1310, Dec 2001	0.005
2012	Benzo(a)pyrene	EPA 3640/8270	0.01
2016, 2017	Benzo(a)pyrene	EPA 3570/8270-GC/MS	0.01
2012	Benzo(b&j)fluoranthene	EPA 3640/8270	0.01

Sampling Year(s)	Parameter	Method	Detection Limit (mg/kg wwt)
2016, 2017	Benzo(b&j)fluoranthene	EPA 3570/8270-GC/MS	0.01
2016, 2017	Benzo(g,h,i)perylene	EPA 3570/8270-GC/MS	0.01
2012	Benzo(k)fluoranthene	EPA 3640/8270	0.01
2016, 2017	Benzo(k)fluoranthene	EPA 3570/8270-GC/MS	0.01
2012	Chrysene	EPA 3640/8270	0.01
2016, 2017	Chrysene	EPA 3570/8270-GC/MS	0.01
2012	Dibenz(a,h)anthracene	EPA 3640/8270	0.01
2016, 2017	Dibenz(a,h)anthracene	EPA 3570/8270-GC/MS	0.01
2012	Ethylbenzene	CCME CWS-PHC Dec-2000 - Pub# 1310	0.015
2016	Ethylbenzene	CCME CWS-PHC, Pub #1310, Dec 2001	0.015
2012	F1 (C_6-C_{10})	CCME CWS-PHC Dec-2000 - Pub# 1310	10
2016, 2017	F1 (C_6-C_{10})	CCME CWS-PHC, Pub #1310, Dec 2001	10
2012	F1-BTEX	CCME CWS-PHC Dec-2000 - Pub# 1310	10
2016, 2017	F1-BTEX	CCME CWS-PHC, Pub #1310, Dec 2001	10
2012	F2 (C_{10}-C_{16})	CCME CWS-PHC Dec-2000 - Pub# 1310	5
2016	F2 (C_{10}-C_{16})	CCME CWS-PHC, Pub #1310, Dec 2001	20
2017	F2 (C_{10}-C_{16})	CCME CWS-PHC, Pub #1310, Dec 2001	5
2016	F2-Naphth	CCME CWS-PHC, Pub #1310, Dec 2001	20
2017	F2-Naphth	CCME CWS-PHC, Pub #1310, Dec 2001	5
2012	F3 (C_{16}-C_{34})	CCME CWS-PHC Dec-2000 - Pub# 1310	5
2016	F3 (C_{16}-C_{34})	CCME CWS-PHC, Pub #1310, Dec 2001	20
2017	F3 (C_{16}-C_{34})	CCME CWS-PHC, Pub #1310, Dec 2001	5
2016	F3-PAH	CCME CWS-PHC, Pub #1310, Dec 2001	20
2017	F3-PAH	CCME CWS-PHC, Pub #1310, Dec 2001	5
2012	F4 (C_{34}-C_{50})	CCME CWS-PHC Dec-2000 - Pub# 1310	5
2016	F4 (C_{34}-C_{50})	CCME CWS-PHC Dec-2000 - Pub# 1310	20
2017	F4 (C_{34}-C_{50})	CCME CWS-PHC, Pub #1310, Dec 2001	5
2012	Fluoranthene	EPA 3640/8270	0.01
2016, 2017	Fluoranthene	EPA 3570/8270-GC/MS	0.01
2012	Fluorene	EPA 3640/8270	0.01
2016, 2017	Fluorene	EPA 3570/8270-GC/MS	0.01
2012	Indeno(1,2,3-c,d)pyrene	EPA 3640/8270	0.01
2016, 2017	Indeno(1,2,3-c,d)pyrene	EPA 3570/8270-GC/MS	0.01
2012	m+p-Xylene	CCME CWS-PHC Dec-2000 - Pub# 1310	0.05
2016	m+p-Xylene	CCME CWS-PHC, Pub #1310, Dec 2001	0.05
2012	Naphthalene	EPA 3640/8270	0.05
2016, 2017	Naphthalene	EPA 3570/8270-GC/MS	0.05
2012	o-Xylene	CCME CWS-PHC Dec-2000 - Pub# 1310	0.05
2016	o-Xylene	CCME CWS-PHC, Pub #1310, Dec 2001	0.05
2012	Phenanthrene	EPA 3640/8270	0.01

Sampling Year(s)	Parameter	Method	Detection Limit (mg/kg wwt)
2016, 2017	Phenanthrene	EPA 3570/8270-GC/MS	0.01
2012	Pyrene	EPA 3640/8270	0.01
2016, 2017	Pyrene	EPA 3570/8270-GC/MS	0.01
2012	Toluene	CCME CWS-PHC Dec-2000 - Pub# 1310	0.05
2016	Toluene	CCME CWS-PHC, Pub #1310, Dec 2001	0.05
2012	Total hydrocarbons (C_6-C_{50})	CCME CWS-PHC Dec-2000 - Pub# 1310	10
2016	Total hydrocarbons (C_6-C_{50})	CCME CWS-PHC, Pub #1310, Dec 2001	20
2017	Total hydrocarbons (C_6-C_{50})	CCME CWS-PHC, Pub #1310, Dec 2001	10
2012	Xylenes	CCME CWS-PHC Dec-2000 - Pub# 1310	0.1
2016	Xylenes	CCME CWS-PHC, Pub #1310, Dec 2001	0.1

Notes:
wwt = wet weight; EPA = US Environmental Protection Agency; ICPOES = Inductively Coupled Plasma-Optical Emission Spectrophotometry; ICPMS = Inductively Coupled Plasma-Mass Spectrophotometry; GC/MS = Column Gas Chromatography with Mass Spectrometric Detection; CCME = Canadian Council of Ministers of the Environment; CWS-PHC = Canadian-Wide Standard for Petroleum Hydrocarbons, Pub # = publication number.

Table F5-8: Criteria Used for Evaluating Risk to Fish Health Based on Concentrations of Tested Substances that have Documented Effects on Freshwater Fish

Variable	Endpoint		Concentrations (mg/kg wwt)	Tissue	Species	Life Stage or Size	Route	Days
Metals								
Aluminum	Survival	No effects	1.0-1.15	Muscle	Rainbow trout, Atlantic salmon	171 g, alevin	Oral, water	30-42
		Effects	20-36.8	Whole body	Atlantic salmon	Alevin	Water	30
Antimony	Survival	No effects	5	Whole body	Rainbow trout	Fingerling (1.2 g)	Water	30
		Effects	9	Whole body	Rainbow trout	Fingerling (1.2 g)	Water	30
Arsenic	Survival	No effects	2.6-11.4	Carcass, whole body	Rainbow trout	Juvenile	Oral, water	21-56
		Effects	11.2-17.9	Carcass	Rainbow trout	Juvenile	Oral	56
	Growth	No effects	0.9-6.5	Carcass, whole body	Rainbow trout	Juvenile	Oral, water	21-56
		Effects	3.1	Carcass	Rainbow trout	Juvenile	Oral	56
Cadmium	Survival	No effects	0.02-2.8	Muscle	Rainbow trout, brook trout	150-200 g, adult	Water, ip injection[2]	210-455
		Effects	0.14-0.7	Whole body	Rainbow trout, brook trout	5-15 g	Water	29-30
	Growth	No effects	0.09-2.8	Muscle, whole body	Rainbow trout, brook trout	3.1 g - 5 g, adult	Water	30-455
		Effects	0.12-0.96	Muscle, whole body	Rainbow trout, Atlantic salmon	3.1 g, alevin	Water	92-210
	Reproduction	No effects	0.4	Muscle	Rainbow trout	Adult	Water	455
Copper	Survival	No effects	0.5-3.4	Muscle	Rainbow trout, brook trout	Embryo-adult-juvenile	Water	0.33-720
		No effects	0.5	Muscle	Rainbow trout	138 g	Water	0.33
	Growth	No effects	3.4	Muscle	Brook trout	Embryo-adult-juvenile	Water	720
	Reproduction	No effects	3.4	Muscle	Brook trout	Embryo-adult-juvenile	Water	720
Lead	Survival	No effects	4.0	Carcass	Rainbow trout	Under-yearlings (6.5 g)	Water	224
Mercury[1]	Survival	No effects	1.91-35.0	Whole body, muscle	Rainbow trout, brook trout	10-20 mm, juvenile, fingerling, yearling-adult, adult	ip injection[2], oral, water	15-273
		Effects	3.7-31	Whole body, muscle	Rainbow trout, brook trout	10-20 mm, subadult (100-150 g)	ip injection[2], oral	186-273
					Northern pike	Yearling-adult, adult	Water	n/a
	Growth	No effects	2.28-29.0	Whole body, muscle	Rainbow trout	Fingerling, juvenile	Oral, water	24-105
		Effects	8.6-35.0	Whole body, muscle	Rainbow trout	Fingerling	Oral	84-105
	Reproduction	No effects	9.2	Muscle	Brook trout	Yearling-adult	Water	273
		Effects	23.5	Muscle	Brook trout	Yearling-adult	Water	273

Variable	Endpoint		Concentrations (mg/kg wwt)	Tissue	Species	Life Stage or Size	Route	Days
Nickel	Survival	No effects	0.82-58.0	Muscle	Rainbow trout, carp	15 g, 150-200 g	Water	50-180
		Effects	118.1	Muscle	Carp	15 g	Water	4
Selenium	Survival	No effects	0.28-3.1	Whole body, carcass	Rainbow trout, chinook salmon	Larvae-swim-up, egg-juvenile	Water, oral	28-308
		Effects	0.92-2.5	Whole body, carcass	Rainbow trout, chinook salmon	Larvae-swim-up, fingerling-juvenile	Water, oral	28-168
	Growth	No effects	0.08-1.08	Whole body, carcass	Rainbow trout, chinook salmon	Larvae-swim-up, juvenile	Oral	60-308
		Effects	0.32-2.08	Whole body, carcass	Rainbow trout, chinook salmon	Larvae-swim-up, fingerling-juvenile, juvenile	Oral	60-168
Silver	Survival	No effects	0.003	Carcass	Largemouth bass	Young-of-year	Water	180
	Growth	No effects	0.003	Carcass	Largemouth bass	Young-of-year	Water	180
Vanadium	Survival	No effects	5.33	Carcass	Rainbow trout	Juvenile	Oral	84
	Growth	No effects	0.02	Carcass	Rainbow trout	Juvenile	Oral	84
		Effects	0.41	Carcass	Rainbow trout	Juvenile	Oral	84
Zinc	Survival	No effects	60	Whole body	Atlantic salmon	Juvenile	Water	80
	Growth	No effects	60	Whole body	Atlantic salmon	Juvenile	Water	80
Organics								
Benzo(a) pyrene	Survival	No effects	10.2	Whole body	Rainbow trout	Egg	Sediment to water	31
	Growth	Effects	12.3	Whole body	Rainbow trout	Alevin	Sediment to water	36
Benzene	Survival	Effects	11.2	Ovarian eggs	Pacific herring	Ovarian eggs	Water	17

Notes:

[1] Methylated forms of mercury.

[2] ip - intraperitoneal injection is the injection of a substance into the body cavity.

- wwt = wet weight, n/a = not available.
- Only thresholds derived from the most relevant studies were used to screen the fish tissue data; those derived from studies on small-bodied fish or tropical fish species, and those that simultaneously evaluated effects of conventional variables on toxicity or maternal transfer studies, were excluded. Effects concentrations associated with acute exposures were only included for contaminants where few other data existed.

Sources: Jarvinen and Ankley (1999); RAMP (2011).

Table F5-9: Summary of Fish Tissue Samples Collected in the Aquatics Local Study Area, 2012-2017

Site	Stream/River or Waterbody Name	Year	Season	Fish ID	Fish Species[1]	Length (mm)	Whole Fish Weight (g)	Sex[2]	Maturity[3]
P2-2	Unnamed Tributary	2016	Fall	13	FNDC	53	2	U	U
P2-2	Unnamed Tributary	2016	Fall	14	FNDC	54	1	U	U
P2-2	Unnamed Tributary	2016	Fall	15	FNDC	58	2	U	U
P2-2	Unnamed Tributary	2016	Fall	16	FNDC	51	2	U	U
P2-2	Unnamed Tributary	2016	Fall	17	FNDC	52	2	U	U
P2-2	Unnamed Tributary	2016	Fall	18	FNDC	56	2	U	U
P2-2	Unnamed Tributary	2016	Fall	19	FNDC	45	1	U	U
P2-2	Unnamed Tributary	2016	Fall	20	FNDC	46	1	U	U
P2-2	Unnamed Tributary	2016	Fall	21	FNDC	45	1	U	U
P2-2	Unnamed Tributary	2016	Fall	22	FNDC	46	1	U	U
P2-2	Unnamed Tributary	2016	Fall	23	FNDC	48	1	U	U
P2-2	Unnamed Tributary	2016	Fall	24	FNDC	46	1	U	U
P2-2	Unnamed Tributary	2016	Fall	25	FNDC	45	1	U	U
P2-2	Unnamed Tributary	2016	Fall	26	FNDC	45	1	U	U
P2-2	Unnamed Tributary	2016	Fall	27	FNDC	55	1	U	U
P2-2	Unnamed Tributary	2016	Fall	28	FNDC	50	1	U	U
P2-2	Unnamed Tributary	2016	Fall	29	FNDC	45	1	U	U
P2-2	Unnamed Tributary	2016	Fall	30	FNDC	48	1	U	U
P2-2	Unnamed Tributary	2016	Fall	31	FNDC	42	1	U	U
P2-2	Unnamed Tributary	2016	Fall	32	FNDC	44	1	U	U
P2-2	Unnamed Tributary	2016	Fall	33	FNDC	50	1	U	U
P2-2	Unnamed Tributary	2016	Fall	34	FNDC	44	1	U	U
P2-2	Unnamed Tributary	2016	Fall	35	FNDC	45	1	U	U
P2-2	Unnamed Tributary	2016	Fall	36	FNDC	52	1	U	U
P2-2	Unnamed Tributary	2016	Fall	37	FNDC	43	1	U	U
P2-2	Unnamed Tributary	2016	Fall	38	FNDC	50	1	U	U

Site	Stream/River or Waterbody Name	Year	Season	Fish ID	Fish Species[1]	Length (mm)	Whole Fish Weight (g)	Sex[2]	Maturity[3]
P2-2	Unnamed Tributary	2016	Fall	39	FNDC	42	1	U	U
P2-2	Unnamed Tributary	2016	Fall	40	FNDC	48	1	U	U
P2-2	Unnamed Tributary	2016	Fall	41	FNDC	42	1	U	U
P2-2	Unnamed Tributary	2016	Fall	42	FNDC	48	1	U	U
P2-2	Unnamed Tributary	2016	Fall	43	FNDC	54	1	U	U
P2-2	Unnamed Tributary	2016	Fall	44	FNDC	45	1	U	U
P2-2	Unnamed Tributary	2016	Fall	45	FNDC	55	2	U	U
P2-2	Unnamed Tributary	2016	Fall	46	FNDC	45	1	U	U
P2-2	Unnamed Tributary	2016	Fall	47	FNDC	45	1	U	U
P2-2	Unnamed Tributary	2016	Fall	48	FNDC	45	1	U	U
P2-2	Unnamed Tributary	2016	Fall	49	FNDC	45	1	U	U
P2-2	Unnamed Tributary	2016	Fall	50	FNDC	45	1	U	U
P2-4	Torch Lake	2012	Summer	1	NRPK	643	1,770	M	F
P2-4	Torch Lake	2012	Summer	2	NRPK	411	540	IM	F
P2-4	Torch Lake	2012	Summer	4	NRPK	560	1,536	IM	U
P2-4	Torch Lake	2012	Summer	5	NRPK	633	1,458	M	M
P2-4	Torch Lake	2012	Summer	6	NRPK	613	1,590	M	F
P2-4	Torch Lake	2012	Summer	7	NRPK	625	1,662	M	M
P2-4	Torch Lake	2012	Summer	8	NRPK	591	1,482	M	M
P2-4	Torch Lake	2012	Summer	9	NRPK	420	610	M	M
P2-4	Torch Lake	2016	Fall	1	NRPK	605	1,106	F	M
P2-4	Torch Lake	2016	Fall	2	NRPK	610	1,646	M	M
P2-4	Torch Lake	2016	Fall	3	NRPK	606	1,302	F	M
P2-4	Torch Lake	2016	Fall	4	NRPK	570	1,262	M	M
P2-4	Torch Lake	2016	Fall	5	NRPK	585	1,194	M	M
P2-5	Unnamed Tributary	2012	Summer	22	FNDC	65	3.1	U	U
P2-5	Unnamed Tributary	2012	Summer	23	FNDC	65	2.9	U	U

Site	Stream/River or Waterbody Name	Year	Season	Fish ID	Fish Species[1]	Length (mm)	Whole Fish Weight (g)	Sex[2]	Maturity[3]
P2-5	Unnamed Tributary	2012	Summer	24	FNDC	59	2.1	U	U
P2-5	Unnamed Tributary	2012	Summer	25	FNDC	65	2.7	U	U
P2-5	Unnamed Tributary	2012	Summer	26	FNDC	77	4.1	U	U
P2-5	Unnamed Tributary	2012	Summer	27	FNDC	64	2.6	U	U
P2-5	Unnamed Tributary	2012	Summer	28	FNDC	56	1.9	U	U
P2-5	Unnamed Tributary	2012	Summer	29	FNDC	65	2.8	U	U
P2-5	Unnamed Tributary	2012	Summer	30	FNDC	65	2.8	U	U
P2-5	Unnamed Tributary	2012	Summer	31	FNDC	65	3.1	U	U
P2-5	Unnamed Tributary	2012	Summer	32	FNDC	67	3.2	U	U
P2-5	Unnamed Tributary	2012	Summer	33	FNDC	65	3.3	U	U
P2-5	Unnamed Tributary	2012	Summer	34	FNDC	71	3.9	U	U
P2-5	Unnamed Tributary	2016	Fall	1	FNDC	69	3.8	U	U
P2-5	Unnamed Tributary	2016	Fall	2	FNDC	58	1.9	U	U
P2-5	Unnamed Tributary	2016	Fall	3	FNDC	69	3.4	U	U
P2-5	Unnamed Tributary	2016	Fall	4	FNDC	60	2.3	U	U
P2-5	Unnamed Tributary	2016	Fall	5	FNDC	70	4.0	U	U
P2-5	Unnamed Tributary	2016	Fall	6	FNDC	70	3.6	U	U
P2-5	Unnamed Tributary	2016	Fall	7	FNDC	70	3.8	U	U
P2-5	Unnamed Tributary	2016	Fall	8	FNDC	67	3.2	U	U
P2-5	Unnamed Tributary	2016	Fall	9	FNDC	70	3.4	U	U
P2-5	Unnamed Tributary	2016	Fall	10	FNDC	65	3.8	U	U
P2-5	Unnamed Tributary	2016	Fall	11	FNDC	70	4.1	U	U
P2-5	Unnamed Tributary	2016	Fall	12	FNDC	61	2.9	U	U
P2-5	Unnamed Tributary	2016	Fall	13	FNDC	70	3.5	U	U
P2-5	Unnamed Tributary	2016	Fall	14	FNDC	66	3.1	U	U
P2-10	Unnamed Lake	2017	Fall	–	FTMN	58	1.8	U	U
P2-10	Unnamed Lake	2017	Fall	–	FTMN	49	1.2	U	U

Site	Stream/River or Waterbody Name	Year	Season	Fish ID	Fish Species[1]	Length (mm)	Whole Fish Weight (g)	Sex[2]	Maturity[3]
P2-10	Unnamed Lake	2017	Fall	–	FTMN	57	2.2	U	U
P2-10	Unnamed Lake	2017	Fall	–	FTMN	60	2.4	U	U
P2-10	Unnamed Lake	2017	Fall	–	FTMN	44	1.1	U	U
P2-10	Unnamed Lake	2017	Fall	–	FTMN	51	1.3	U	U
P2-10	Unnamed Lake	2017	Fall	–	FTMN	42	1.0	U	U
P2-10	Unnamed Lake	2017	Fall	–	FTMN	48	1.3	U	U
P2-10	Unnamed Lake	2017	Fall	–	FTMN	48	1.2	U	U
P2-10	Unnamed Lake	2017	Fall	–	FTMN	55	1.8	U	U
P2-10	Unnamed Lake	2017	Fall	–	FTMN	50	1.2	U	U
P2-10	Unnamed Lake	2017	Fall	–	FTMN	49	1.1	U	U
P2-10	Unnamed Lake	2017	Fall	–	FTMN	42	1.0	U	U
P2-10	Unnamed Lake	2017	Fall	–	FTMN	49	1.8	U	U
P2-10	Unnamed Lake	2017	Fall	–	FTMN	58	1.8	U	U
P2-10	Unnamed Lake	2017	Fall	–	FTMN	50	1.4	U	U
P2-10	Unnamed Lake	2017	Fall	–	FTMN	42	0.8	U	U
P2-10	Unnamed Lake	2017	Fall	–	FTMN	41	0.8	U	U
P2-10	Unnamed Lake	2017	Fall	–	FTMN	48	1.4	U	U
P2-10	Unnamed Lake	2017	Fall	–	FTMN	40	0.8	U	U
P2-10	Unnamed Lake	2017	Fall	–	FTMN	53	1.8	U	U
P2-10	Unnamed Lake	2017	Fall	–	FTMN	51	1.6	U	U
P2-10	Unnamed Lake	2017	Fall	–	FTMN	39	0.7	U	U
P2-10	Unnamed Lake	2017	Fall	–	FTMN	61	2.0	U	U
P2-10	Unnamed Lake	2017	Fall	–	FTMN	52	1.2	U	U
P2-10	Unnamed Lake	2017	Fall	–	FTMN	57	1.7	U	U
P2-10	Unnamed Lake	2017	Fall	–	FTMN	50	1.4	U	U
P2-10	Unnamed Lake	2017	Fall	–	FTMN	55	1.4	U	U
P2-10	Unnamed Lake	2017	Fall	–	BRST	45	0.8	U	U

Site	Stream/River or Waterbody Name	Year	Season	Fish ID	Fish Species[1]	Length (mm)	Whole Fish Weight (g)	Sex[2]	Maturity[3]
P2-10	Unnamed Lake	2017	Fall	–	BRST	48	1.1	U	U
P2-10	Unnamed Lake	2017	Fall	–	BRST	53	1.6	U	U
P2-10	Unnamed Lake	2017	Fall	–	BRST	54	1.1	U	U
P2-10	Unnamed Lake	2017	Fall	–	BRST	61	2.2	U	U
P2-10	Unnamed Lake	2017	Fall	–	BRST	59	1.6	U	U
P2-10	Unnamed Lake	2017	Fall	–	BRST	60	2.8	U	U
P2-10	Unnamed Lake	2017	Fall	–	BRST	59	2.0	U	U
P2-12	Unnamed Tributary	2012	Summer	62	FNDC	69	3.8	U	U
P2-12	Unnamed Tributary	2012	Summer	63	FNDC	67	2.8	U	U
P2-12	Unnamed Tributary	2012	Summer	64	FNDC	68	3.1	U	U
P2-12	Unnamed Tributary	2012	Summer	65	FNDC	60	2.4	U	U
P2-12	Unnamed Tributary	2012	Summer	66	FNDC	65	3.2	U	U
P2-12	Unnamed Tributary	2012	Summer	67	FNDC	63	2.8	U	U
P2-12	Unnamed Tributary	2012	Summer	68	FNDC	58	2.3	U	U
P2-12	Unnamed Tributary	2012	Summer	69	FNDC	63	2.4	U	U
P2-12	Unnamed Tributary	2012	Summer	70	FNDC	66	2.9	U	U
P2-12	Unnamed Tributary	2012	Summer	71	FNDC	66	2.7	U	U
P2-12	Unnamed Tributary	2012	Summer	72	FNDC	65	3.2	U	U
P2-12	Unnamed Tributary	2012	Summer	73	FNDC	66	2.8	U	U
P2-12	Unnamed Tributary	2012	Summer	74	FNDC	68	3.1	U	U
P2-12	Unnamed Tributary	2012	Summer	75	FNDC	61	2.1	U	U
P2-WL	Winefred Lake	2012	Summer	14	WALL	471	1,166	M	M
P2-WL	Winefred Lake	2012	Summer	15	WALL	513	1,540	F	M
P2-WL	Winefred Lake	2012	Summer	16	WALL	528	1,480	F	M
P2-WL	Winefred Lake	2012	Summer	17	WALL	610	2,730	M	M
P2-WL	Winefred Lake	2012	Summer	18	WALL	488	1,236	U	M
P2-WL	Winefred Lake	2012	Summer	19	WALL	570	2,040	M	M

Site	Stream/River or Waterbody Name	Year	Season	Fish ID	Fish Species[1]	Length (mm)	Whole Fish Weight (g)	Sex[2]	Maturity[3]
P2-WL	Winefred Lake	2012	Summer	32	WALL	588	2,410	U	M
P2-WL	Winefred Lake	2012	Summer	33	WALL	442	1,014	U	M
P2-WL	Winefred Lake	2012	Summer	34	WALL	512	1,584	U	M
P2-WL	Winefred Lake	2012	Summer	35	WALL	478	1,174	U	M
P2-GL	Grist Lake	2012	Summer	1	LKWH	419	878	F	M
P2-GL	Grist Lake	2012	Summer	2	LKWH	368	636	F	M
P2-GL	Grist Lake	2012	Summer	3	LKWH	400	708	M	M
P2-GL	Grist Lake	2012	Summer	4	LKWH	407	814	F	M
P2-GL	Grist Lake	2012	Summer	5	LKWH	428	872	M	M
P2-GL	Grist Lake	2012	Summer	6	LKWH	396	830	M	M
P2-GL	Grist Lake	2012	Summer	7	LKWH	395	862	M	M
P2-GL	Grist Lake	2012	Summer	8	LKWH	365	742	M	M
P2-GL	Grist Lake	2012	Summer	9	LKWH	400	790	F	M
P2-GL	Grist Lake	2012	Summer	10	LKWH	395	848	M	M

Notes:

[1] As per MacKay et al. (1990), see Volume 3, Table F1-1 for species names and codes.

[2] U = Unknown, M = Male, F = Female.

[3] M = Mature, IM = Immature, U = Unknown

– = Not available.

Table F5-10: Summary of Fish Health Parameters, 2012-2017

Fish ID	Lab ID	Fish Species[1]	Structure/Organ													HAI Total
			Eyes	Gills	Skin	Fins	Opercle	Hindgut	Body Deformities	Mesenteric Fat	Liver	Spleen	Gall	Kidneys	Parasites	
Site P2-2																
13	Site P2-2-Composite	FNDC	N	N	0	0	0	–	No	–	–	–	–	–	0	0
14		FNDC	N	N	0	0	0	–	No	–	–	–	–	–	0	0
15		FNDC	N	N	0	0	0	–	No	–	–	–	–	–	0	0
16		FNDC	N	N	0	0	0	–	No	–	–	–	–	–	0	0
17		FNDC	N	N	0	0	0	–	No	–	–	–	–	–	1[2]	10
18		FNDC	N	N	0	0	0	–	No	–	–	–	–	–	0	0
19		FNDC	N	N	0	0	0	–	No	–	–	–	–	–	0	0
20		FNDC	N	N	0	0	0	–	No	–	–	–	–	–	0	0
21		FNDC	N	N	0	0	0	–	No	–	–	–	–	–	0	0
22		FNDC	N	N	0	0	0	–	No	–	–	–	–	–	0	0
23		FNDC	N	N	0	0	0	–	No	–	–	–	–	–	0	0
24		FNDC	N	N	0	0	0	–	No	–	–	–	–	–	0	0
25		FNDC	N	N	0	0	0	–	No	–	–	–	–	–	0	0
26		FNDC	N	N	0	0	0	–	No	–	–	–	–	–	0	0
27		FNDC	N	N	0	0	0	–	No	–	–	–	–	–	0	0
28		FNDC	N	N	0	0	0	–	No	–	–	–	–	–	1[2]	10
29		FNDC	N	N	0	0	0	–	No	–	–	–	–	–	0	0
30		FNDC	N	N	0	0	0	–	No	–	–	–	–	–	0	0
31		FNDC	N	N	0	0	0	–	No	–	–	–	–	–	1[2]	10
32		FNDC	N	N	0	0	0	–	No	–	–	–	–	–	0	0
33		FNDC	N	N	0	0	0	–	No	–	–	–	–	–	0	0
34		FNDC	N	N	0	0	0	–	No	–	–	–	–	–	0	0
35		FNDC	N	N	0	0	0	–	No	–	–	–	–	–	0	0
36		FNDC	N	N	0	0	0	–	No	–	–	–	–	–	0	0
37		FNDC	N	N	0	0	0	–	No	–	–	–	–	–	0	0
38		FNDC	N	N	0	0	0	–	No	–	–	–	–	–	0	0
39		FNDC	N	N	0	0	0	–	No	–	–	–	–	–	0	0

Fish ID	Lab ID	Fish Species[1]	Structure/Organ													HAI Total
			Eyes	Gills	Skin	Fins	Opercle	Hindgut	Body Deformities	Mesenteric Fat	Liver	Spleen	Gall	Kidneys	Parasites	
40	Site P2-2-Composite *(cont'd)*	FNDC	N	N	0	0	0	–	No	–	–	–	–	–	0	0
41		FNDC	N	N	0	0	0	–	No	–	–	–	–	–	0	0
42		FNDC	N	N	0	0	0	–	No	–	–	–	–	–	0	0
43		FNDC	N	N	0	0	0	–	No	–	–	–	–	–	0	0
44		FNDC	N	N	0	0	0	–	No	–	–	–	–	–	0	0
45		FNDC	N	N	0	0	0	–	No	–	–	–	–	–	0	0
46		FNDC	N	N	0	0	0	–	No	–	–	–	–	–	0	0
47		FNDC	N	N	0	0	0	–	No	–	–	–	–	–	0	0
48		FNDC	N	N	0	0	0	–	No	–	–	–	–	–	0	0
49		FNDC	N	N	0	0	0	–	No	–	–	–	–	–	0	0
50		FNDC	N	N	0	0	0	–	No	–	–	–	–	–	0	0
Site P2-4																
1	5-NRPK1-MT/OR	NRPK	N	N	0	0	0	0	No	1	F	B	0	M	0	60
2	5-NRPK2-MT/OR	NRPK	N	N	0	0	0	0	No	1	F	B	0	N	0	30
4	5-NRPK3-MT/OR	NRPK	N	N	1	0	0	0	No	1	F	B	0	M	0	70
5	5-NRPK4-MT/OR	NRPK	N	N	0	0	0	0	No	1	E	B	0	M	0	60
6	5-NRPK5-MT/OR	NRPK	N	N	0	0	0	0	No	1	E	B	0	U	0	60
7	5-NRPK6-MT/OR	NRPK	N	N	1	0	0	0	No	0	OT	B	1	M	0	100
8	5-NRPK7-MT/OR	NRPK	N	N	0	0	0	0	No	1	E	B	0	M	0	60
9	5-NRPK8-MT/OR	NRPK	N	N	0	0	0	0	No	1	A	B	0	M	0	30
1	NRPK-1-MT/OR	NRPK	N	N	0	0	0	1	Yes[3]	0	E	B	1	N	1	100
2	NRPK-2-MT/OR	NRPK	N	N	0	0	0	0	No	0	C	B	0	N	0	30
3	NRPK-3-MT/OR	NRPK[4]	N	N	0	0	0	0	No	0	E	B	0	N	2	50
4	NRPK-4-MT/OR	NRPK[4]	N	N	0	0	0	0	No	0	C	B	0	N	2	50
5	NRPK-5-MT/OR	NRPK[4]	N	N	0	0	0	0	No	0	A	B	0	N	2	20

Fish ID	Lab ID	Fish Species[1]	Structure/Organ													HAI Total
			Eyes	Gills	Skin	Fins	Opercle	Hindgut	Body Deformities	Mesenteric Fat	Liver	Spleen	Gall	Kidneys	Parasites	
Site P2-5																
22	4-FF-COMP	FNDC	N	N	0	0	0	–	No	–	–	–	–	–	0	0
23		FNDC	N	N	0	0	0	–	No	–	–	–	–	–	0	0
24		FNDC	N	N	0	0	0	–	No	–	–	–	–	–	0	0
25		FNDC	N	N	0	0	0	–	No	–	–	–	–	–	0	0
26		FNDC	N	N	0	0	0	–	No	–	–	–	–	–	0	0
27		FNDC	N	N	0	0	0	–	No	–	–	–	–	–	0	0
28		FNDC	N	N	0	0	0	–	No	–	–	–	–	–	0	0
29		FNDC	N	N	0	0	0	–	No	–	–	–	–	–	0	0
30		FNDC	N	N	0	0	0	–	No	–	–	–	–	–	0	0
31		FNDC	N	N	0	0	0	–	No	–	–	–	–	–	0	0
32		FNDC	N	N	0	0	0	–	No	–	–	–	–	–	0	0
33		FNDC	N	N	0	0	0	–	No	–	–	–	–	–	0	0
34		FNDC	N	N	0	0	0	–	No	–	–	–	–	–	0	0
1	Site P2-5-Composite	FNDC	N	N	0	0	0	–	No	–	–	–	–	–	0	0
2		FNDC	N	N	0	0	0	–	No	–	–	–	–	–	0	0
3		FNDC	N	N	0	0	0	–	No	–	–	–	–	–	0	0
4		FNDC	N	N	0	0	0	–	No	–	–	–	–	–	0	0
5		FNDC	N	N	0	0	0	–	No	–	–	–	–	–	0	0
6		FNDC	N	N	0	0	0	–	No	–	–	–	–	–	0	0
7		FNDC	N	N	0	0	0	–	No	–	–	–	–	–	0	0
8		FNDC	N	N	0	0	0	–	No	–	–	–	–	–	0	0
9		FNDC	N	N	0	0	0	–	No	–	–	–	–	–	0	0
10		FNDC	N	N	0	0	0	–	No	–	–	–	–	–	0	0
11		FNDC	N	N	0	0	0	–	No	–	–	–	–	–	0	0
12		FNDC	N	N	0	0	0	–	No	–	–	–	–	–	0	0
13		FNDC	N	N	0	0	0	–	No	–	–	–	–	–	0	0
14		FNDC	N	N	0	0	0	–	No	–	–	–	–	–	0	0

Fish ID	Lab ID	Fish Species[1]	Structure/Organ													HAI Total
			Eyes	Gills	Skin	Fins	Opercle	Hindgut	Body Deformities	Mesenteric Fat	Liver	Spleen	Gall	Kidneys	Parasites	
Site P2-10																
–		FTMN	N	N	0	0	0	–	No	–	–	–	–	–	0	0
–		FTMN	N	N	0	0	0	–	No	–	–	–	–	–	0	0
–		FTMN	N	N	0	0	0	–	No	–	–	–	–	–	0	0
–		FTMN	N	N	2	0	0	–	No	–	–	–	–	–	0	20
–		FTMN	N	N	0	0	0	–	No	–	–	–	–	–	0	0
–		FTMN	N	N	0	1	0	–	No	–	–	–	–	–	0	0
–		FTMN	N	N	0	0	0	–	No	–	–	–	–	–	0	0
–		FTMN	N	N	0	0	0	–	No	–	–	–	–	–	0	0
–		FTMN	N	N	0	0	0	–	No	–	–	–	–	–	0	0
–		FTMN	N	N	0	2	0	–	No	–	–	–	–	–	0	20
–		FTMN	N	N	0	0	0	–	No	–	–	–	–	–	0	0
–		FTMN	N	N	0	0	0	–	No	–	–	–	–	–	0	0
–		FTMN	N	N	0	0	0	–	No	–	–	–	–	–	0	0
–		FTMN	N	N	0	0	0	–	No	–	–	–	–	–	0	0
–	UNL-01	FTMN	N	N	0	0	0	–	No	–	–	–	–	–	0	0
–		FTMN	N	N	0	0	0	–	No	–	–	–	–	–	0	0
–		FTMN	N	N	0	0	0	–	No	–	–	–	–	–	0	0
–		FTMN	N	N	0	0	0	–	No	–	–	–	–	–	0	0
–		FTMN	N	N	0	0	0	–	No	–	–	–	–	–	0	0
–		FTMN	N	N	0	0	0	–	No	–	–	–	–	–	0	0
–		FTMN	N	N	0	0	0	–	No	–	–	–	–	–	0	0
–		FTMN	N	N	0	0	0	–	No	–	–	–	–	–	0	0
–		FTMN	N	N	0	0	0	–	No	–	–	–	–	–	0	0
–		FTMN	N	N	0	0	0	–	No	–	–	–	–	–	0	0
–		FTMN	N	N	0	0	0	–	No	–	–	–	–	–	0	0
–		FTMN	N	N	0	0	0	–	No	–	–	–	–	–	0	0
–		FTMN	N	N	0	0	0	–	No	–	–	–	–	–	0	0
–		FTMN	N	N	0	2	0	–	No	–	–	–	–	–	0	20
–		FTMN	N	N	0	0	0	–	No	–	–	–	–	–	0	0
–		FTMN	N	N	0	0	0	–	No	–	–	–	–	–	0	0
–		BRST	N	N	0	0	0	–	No	–	–	–	–	–	0	0

Fish ID	Lab ID	Fish Species[1]	Structure/Organ													HAI Total
			Eyes	Gills	Skin	Fins	Opercle	Hindgut	Body Deformities	Mesenteric Fat	Liver	Spleen	Gall	Kidneys	Parasites	
–	UNL-01 *(cont'd)*	BRST	N	N	0	0	0	–	No	–	–	–	–	–	0	0
–		BRST	N	N	0	0	0	–	No	–	–	–	–	–	0	0
–		BRST	N	N	0	0	0	–	No	–	–	–	–	–	0	0
–		BRST	N	N	0	0	0	–	No	–	–	–	–	–	0	0
–		BRST	N	N	0	0	0	–	No	–	–	–	–	–	0	0
–		BRST	N	N	0	0	0	–	No	–	–	–	–	–	0	0
–		BRST	N	N	0	0	0	–	No	–	–	–	–	–	0	0
Site P2-12																
62	11-FF-COMP	FNDC	N	N	0	0	0	–	No	–	–	–	–	–	0	0
63		FNDC	N	N	0	0	0	–	No	–	–	–	–	–	0	0
64		FNDC	N	N	0	0	0	–	No	–	–	–	–	–	0	0
65		FNDC	N	N	0	0	0	–	No	–	–	–	–	–	0	0
66		FNDC	N	N	0	0	0	–	No	–	–	–	–	–	0	0
67		FNDC	N	N	0	0	0	–	No	–	–	–	–	–	0	0
68		FNDC	N	N	0	0	0	–	No	–	–	–	–	–	0	0
69		FNDC	N	N	0	0	0	–	No	–	–	–	–	–	0	0
70		FNDC	N	N	0	0	0	–	No	–	–	–	–	–	0	0
71		FNDC	N	N	0	0	0	–	No	–	–	–	–	–	0	0
72		FNDC	N	N	0	0	0	–	No	–	–	–	–	–	0	0
73		FNDC	N	N	0	0	0	–	No	–	–	–	–	–	0	0
74		FNDC	N	N	3	0	0	–	No	–	–	–	–	–	0	30
75		FNDC	N	N	0	0	0	–	No	–	–	–	–	–	0	0
Site P2-WL																
14	WL-WALL1-MT/OR	WALL	N	C	1	0	0	0	No	3	C	B	0	N	1	80
15	WL-WALL2-MT/OR	WALL	N	C	0	0	0	0	No	4	C	B	0	N	0	60
16	WL-WALL3-MT/OR	WALL	N	C	0	0	0	0	No	4	A	B	0	N	1	40
17	WL-WALL4-MT/OR	WALL	N	C	0	0	0	0	No	3	C	B	0	N	1	70
18	WL-WALL5-MT/OR	WALL	N	C	0	0	0	0	No	4	E	B	0	N	2	80
19	WL-WALL6-MT/OR	WALL	N	C	1	0	0	0	No	3	C	B	0	N	0	70
32	WL-WALL7-MT/OR	WALL	N	C	0	0	0	0	No	4	E	B	0	N	3	90

Fish ID	Lab ID	Fish Species[1]	Structure/Organ													HAI Total
			Eyes	Gills	Skin	Fins	Opercle	Hindgut	Body Deformities	Mesenteric Fat	Liver	Spleen	Gall	Kidneys	Parasites	
33	WL-WALL8-MT/OR	WALL	N	C	0	0	0	0	No	4	A	B	0	N	1	40
34	WL-WALL9-MT/OR	WALL	N	C	0	0	0	0	No	4	C	B	0	N	0	60
35	WL-WALL10-MT/OR	WALL	N	C	0	0	0	0	No	3	A	B	0	N	0	30
Site PR-GL																
1	GL-LKWH1-MT/OR	LKWH	N	N	0	0	0	0	No	1	A	B	0	M	3	60
2	GL-LKWH2-MT/OR	LKWH	H	N	0	0	0	0	No	0	A	B	0	N	3	60
3	GL-LKWH3-MT/OR	LKWH	N	N	0	0	0	0	No	0	C	B	0	N	3	60
4	GL-LKWH4-MT/OR	LKWH	N	N	0	0	0	0	No	0	E	B	0	N	1	40
5	GL-LKWH5-MT/OR	LKWH	N	N	0	0	0	0	No	0	E	B	0	N	3	60
6	GL-LKWH6-MT/OR	LKWH	N	N	1	0	0	0	No	1	E	B	0	N	3	70
7	GL-LKWH7-MT/OR	LKWH	N	N	0	0	0	0	No	1	C	B	0	OT	0	60
8	GL-LKWH8-MT/OR	LKWH	N	N	0	0	0	0	No	1	A	B	0	N	3	30
9	GL-LKWH9-MT/OR	LKWH	N	N	0	0	0	0	No	0	E	B	0	N	1	40
10	GL-LKWH10-MT/OR	LKWH	H	F	0	1	0	0	No	0	A	B	0	N	3	100

Notes:

[1] As per MacKay et al. (1990), see Volume 3, Table F1-1 for species names and codes.

[2] Black cyst and parasites on body.

[3] Body is hard, and stomach filled with gelatinous substance.

[4] White cysts observed in mesentery below liver.

– No data, external examination completed on small-bodied forage fish only.

Table F5-11: Analytical Results from Northern Pike Tissue Samples Collected from Torch Lake (Site P2-2), 2012 and 2016

		Sampling Year		2012								2016					Effect Threshold[1]
		Laboratory Sample ID		5-NRPK1-MT/OR	5-NRPK2-MT/OR	5-NRPK3-MT/OR	5-NRPK4-MT/OR	5-NRPK5-MT/OR	5-NRPK6-MT/OR	5-NRPK7-MT/OR	5-NRPK8-MT/OR	NRPK-1-MT/OR	NRPK-2-MT/OR	NRPK-3-MT/OR	NRPK-4-MT/OR	NRPK-5-MT/OR	
Parameter	**Units**	**2012 DL**	**2016 DL**														
Total Metals																	
Aluminum	mg/kg wwt	2	2	<2.0	<2.0	<2.0	<2.0	<2.0	<2.0	<2.0	<2.0	<2.0	<2.0	<2.0	<2.0	<2.0	20
Antimony	mg/kg wwt	0.01	0.01	<0.010	<0.010	0.089	0.03	0.019	0.013	0.059	0.029	<0.010	<0.010	<0.010	<0.010	<0.010	9
Arsenic	mg/kg wwt	0.01	0.01	0.046	0.044	0.052	0.059	0.076	0.067	0.038	0.043	<0.010	0.02	0.018	0.018	0.024	3.1
Barium	mg/kg wwt	0.02	0.02	0.656	0.618	0.61	0.349	2.43	0.588	0.486	0.195	0.691	1.02	0.832	0.547	0.769	–
Beryllium	mg/kg wwt	0.1	0.04	<0.10	<0.10	<0.10	<0.10	<0.10	<0.10	<0.10	<0.10	<0.040	<0.040	<0.040	<0.040	<0.040	–
Bismuth	mg/kg wwt	0.06	0.06	<0.060	<0.060	0.063	<0.060	<0.060	<0.060	<0.060	<0.060	<0.060	<0.060	<0.060	<0.060	<0.060	–
Boron	mg/kg wwt	–	0.4	–	–	–	–	–	–	–	–	<0.40	<0.40	<0.40	<0.40	<0.40	–
Cadmium	mg/kg wwt	0.006	0.006	<0.0060	<0.0060	<0.0060	<0.0060	<0.0060	<0.0060	<0.0060	<0.0060	<0.0060	<0.0060	<0.0060	<0.0060	<0.0060	0.12
Calcium	mg/kg wwt	2	2	64.7	226	126	240	154	85.1	71.7	141	373	635	487	319	420	–
Chromium	mg/kg wwt	0.05	0.04	0.359	0.092	<0.050	<0.050	0.078	<0.050	<0.050	<0.050	0.117	0.164	0.08	0.042	0.114	–
Cobalt	mg/kg wwt	0.02	0.02	<0.020	<0.020	<0.020	<0.020	<0.020	<0.020	<0.020	<0.020	<0.020	<0.020	<0.020	<0.020	<0.020	–
Copper	mg/kg wwt	0.04	0.04	0.104	0.078	0.132	0.091	0.149	0.219	0.122	0.145	0.134	0.122	0.122	0.129	0.123	–
Iron	mg/kg wwt	1	1	4.7	1.9	4.6	2.1	4.5	6.7	2.7	4	3.9	3.8	2.5	2.9	4.6	–
Lead	mg/kg wwt	0.02	0.008	0.069	0.026	0.041	<0.020	0.178	0.034	0.038	<0.020	<0.0080	<0.0080	<0.0080	<0.0080	<0.0080	–
Lithium	mg/kg wwt	0.1	0.1	<0.10	<0.10	<0.10	<0.10	0.11	<0.10	<0.10	<0.10	<0.10	<0.10	<0.10	<0.10	<0.10	–
Magnesium	mg/kg wwt	1	2	301	273	307	318	395	419	314	294	258	319	343	312	288	–
Manganese	mg/kg wwt	0.01	0.02	0.154	0.237	0.129	0.441	0.162	0.187	0.128	0.143	0.407	0.463	0.649	0.269	0.289	–
Mercury	mg/kg wwt	0.002	0.01	0.106	0.0255	0.101	0.137	0.184	0.189	0.0916	0.0927	0.366	0.185	0.168	0.158	0.277	–
Methyl Mercury	mg/kg wwt	–	0.01	–	–	–	–	–	–	–	–	0.317	0.173	0.151	0.133	0.252	3.7
Molybdenum	mg/kg wwt	0.01	0.02	0.013	<0.010	0.014	<0.010	0.033	<0.010	0.013	<0.010	<0.020	<0.020	<0.020	<0.020	<0.020	–
Nickel	mg/kg wwt	0.02	0.04	0.168	0.047	0.024	0.021	0.053	0.043	0.034	0.025	0.07	0.105	0.051	0.069	0.064	118.1
Phosphorus	mg/kg wwt	5	4	1880	1740	1940	1970	1980	1840	2050	1970	1960	2390	2300	2150	2230	–
Potassium	mg/kg wwt	20	4	3690	3280	3670	3720	3710	3390	3970	3700	2930	3740	3620	3620	3470	–
Selenium	mg/kg wwt	0.06	0.04	0.113	0.091	0.13	0.103	0.164	0.166	0.12	0.116	0.081	0.106	0.095	0.101	0.107	0.32
Silver	mg/kg wwt	0.05	0.05	<0.050	<0.050	<0.050	<0.050	<0.050	<0.050	<0.050	<0.050	<0.050	<0.050	<0.050	<0.050	<0.050	–
Sodium	mg/kg wwt	20	4	231	177	239	242	279	304	246	253	167	273	218	178	300	–
Strontium	mg/kg wwt	0.01	0.01	0.032	0.119	0.067	0.137	0.123	0.052	0.039	0.071	0.196	0.345	0.268	0.162	0.238	–
Sulphur	mg/kg wwt	–	20	–	–	–	–	–	–	–	–	1480	1860	1810	1820	1720	–
Thallium	mg/kg wwt	0.01	0.006	<0.010	<0.010	<0.010	<0.010	<0.010	<0.010	<0.010	<0.010	<0.0060	<0.0060	<0.0060	<0.0060	<0.0060	–
Tin	mg/kg wwt	0.05	0.02	<0.050	<0.050	<0.050	<0.050	<0.050	<0.050	<0.050	<0.050	<0.020	<0.020	<0.020	<0.020	<0.020	–
Titanium	mg/kg wwt	0.1	0.1	<0.10	<0.10	<0.10	<0.10	<0.10	<0.10	<0.10	<0.10	<0.10	<0.10	<0.10	<0.10	<0.10	–
Uranium	mg/kg wwt	0.002	0.002	<0.0020	<0.0020	<0.0020	<0.0020	<0.0020	<0.0020	<0.0020	<0.0020	<0.0020	<0.0020	<0.0020	<0.0020	<0.0020	–
Vanadium	mg/kg wwt	0.1	0.01	<0.10	<0.10	<0.10	<0.10	0.1	0.12	<0.10	<0.10	<0.010	<0.010	<0.010	<0.010	<0.010	0.41
Zinc	mg/kg wwt	0.1	0.2	3.37	3.13	3.61	3.56	3.76	3.53	3.94	3.43	3.95	3.91	3.61	3.39	3.77	–
Zirconium	mg/kg wwt	–	1	–	–	–	–	–	–	–	–	<1.0	<1.0	<1.0	<1.0	<1.0	–

		Sampling Year		2012								2016					Effect Threshold[1]
		Laboratory Sample ID		5-NRPK1-MT/OR	5-NRPK2-MT/OR	5-NRPK3-MT/OR	5-NRPK4-MT/OR	5-NRPK5-MT/OR	5-NRPK6-MT/OR	5-NRPK7-MT/OR	5-NRPK8-MT/OR	NRPK-1-MT/OR	NRPK-2-MT/OR	NRPK-3-MT/OR	NRPK-4-MT/OR	NRPK-5-MT/OR	
Parameter	**Units**	**2012 DL**	**2016 DL**														
Organics and Polyaromatic Hydrocarbons																	
Acenaphthene	mg/kg wwt	0.01	0.01	<0.010	<0.010	<0.010	<0.010	<0.010	<0.010	<0.010	<0.010	<0.010	<0.010	<0.010	<0.010	<0.010	–
Acenaphthylene	mg/kg wwt	–	0.01	–	–	–	–	–	–	–	–	<0.010	<0.010	<0.010	<0.010	<0.010	–
Anthracene	mg/kg wwt	0.01	0.01	<0.010	<0.010	<0.010	<0.010	<0.010	<0.010	<0.010	<0.010	<0.010	<0.010	<0.010	<0.010	<0.010	–
Benzo(a)anthracene	mg/kg wwt	–	0.01	–	–	–	–	–	–	–	–	<0.010	<0.010	<0.010	<0.010	<0.010	–
Benzene	mg/kg wwt	0.005	0.005	<0.0050	<0.0050	<0.0050	<0.0050	<0.0050	<0.0050	<0.0050	<0.0050	<0.0050	<0.005	<0.005	<0.005	<0.005	–
Benzo(a)anthracene	mg/kg wwt	0.01	–	<0.010	<0.010	<0.010	<0.010	<0.010	<0.010	<0.010	<0.010	–	–	–	–	–	–
Benzo(a)pyrene	mg/kg wwt	0.01	0.01	<0.010	<0.010	<0.010	<0.010	<0.010	<0.010	<0.010	<0.010	<0.010	<0.010	<0.010	<0.010	<0.010	12.3
Benzo(b&j)fluoranthene	mg/kg wwt	0.01	0.01	<0.010	<0.010	<0.010	<0.010	<0.010	<0.010	<0.010	<0.010	<0.010	<0.010	<0.010	<0.010	<0.010	–
Benzo(k)fluoranthene	mg/kg wwt	0.01	–	<0.010	<0.010	<0.010	<0.010	<0.010	<0.010	<0.010	<0.010	<0.010	<0.010	<0.010	<0.010	<0.010	–
Benzo(g,h,i)perylene	mg/kg wwt	–	0.01	–	–	–	–	–	–	–	–	<0.010	<0.010	<0.010	<0.010	<0.010	–
Chrysene	mg/kg wwt	0.01	0.01	<0.010	<0.010	<0.010	<0.010	<0.010	<0.010	<0.010	<0.010	<0.010	<0.010	<0.010	<0.010	<0.010	–
Dibenz(a,h)anthracene	mg/kg wwt	0.01	0.01	<0.010	<0.010	<0.010	<0.010	<0.010	<0.010	<0.010	<0.010	<0.010	<0.010	<0.010	<0.010	<0.010	–
Ethylbenzene	mg/kg wwt	0.015	0.015	<0.015	<0.015	<0.015	<0.015	<0.015	<0.015	<0.015	<0.015	<0.015	<0.015	<0.015	<0.015	<0.015	–
F1 (C_6-C_{10})	mg/kg wwt	10	10	<10	<10	<10	<10	<10	<10	<10	<10	<10	<10	<10	<10	<10	–
F1-BTEX	mg/kg wwt	10	10	<10	<10	<10	<10	<10	<10	<10	<10	<10	<10	<10	<10	<10	–
F2 (C_{10}-C_{16})	mg/kg wwt	5	20	<5.0	<5.0	<5.0	<5.0	<5.0	<5.0	<5.0	<5.0	<20	<20	<20	<20	<20	–
F2-Naphth	mg/kg wwt	–	20	–	–	–	–	–	–	–	–	<20	<20	<20	<20	<5.0	–
F3 (C_{16}-C_{34})	mg/kg wwt	5	20	5.7	7.9	10.8	24	<5.0	7.1	<5.0	7.3	<20	<20	<20	<20	<20	–
F3-PAH	mg/kg wwt	–	20	–	–	–	–	–	–	–	–	<20	<20	<20	<20	<5.0	–
F4 (C_{34}-C_{50})	mg/kg wwt	5	20	<5.0	<5.0	<5.0	<5.0	<5.0	<5.0	<5.0	<5.0	<20	<20	<20	<20	<20	–
Fluoranthene	mg/kg wwt	0.01	0.01	<0.010	<0.010	<0.010	<0.010	<0.010	<0.010	<0.010	<0.010	<0.010	<0.010	<0.010	<0.010	<0.010	–
Fluorene	mg/kg wwt	0.01	0.01	<0.010	<0.010	<0.010	<0.010	<0.010	<0.010	<0.010	<0.010	<0.010	<0.010	<0.010	<0.010	<0.010	–
Indeno(1,2,3-c,d)pyrene	mg/kg wwt	0.01	0.01	<0.010	<0.010	<0.010	<0.010	<0.010	<0.010	<0.010	<0.010	<0.010	<0.010	<0.010	<0.010	<0.010	–
m+p-Xylene	mg/kg wwt	0.05	0.05	<0.050	<0.050	<0.050	<0.050	<0.050	<0.050	<0.050	<0.050	<0.050	<0.050	<0.050	<0.050	<0.050	–
Naphthalene	mg/kg wwt	0.05	0.05	<0.050	<0.050	<0.050	<0.050	<0.050	<0.050	<0.050	<0.050	<0.050	<0.050	<0.050	<0.050	<0.050	–
o-Xylene	mg/kg wwt	0.05	0.05	<0.050	<0.050	<0.050	<0.050	<0.050	<0.050	<0.050	<0.050	<0.050	<0.050	<0.050	<0.050	<0.050	–
Phenanthrene	mg/kg wwt	0.01	0.01	<0.010	<0.010	<0.010	<0.010	<0.010	<0.010	<0.010	<0.010	<0.010	<0.010	<0.010	<0.010	<0.010	–
Pyrene	mg/kg wwt	0.01	0.01	<0.010	<0.010	<0.010	<0.010	<0.010	<0.010	<0.010	<0.010	<0.010	<0.010	<0.010	<0.010	<0.010	–
Toluene	mg/kg wwt	0.05	0.05	<0.050	<0.050	<0.050	<0.050	<0.050	<0.050	<0.050	<0.050	<0.050	<0.05	<0.05	<0.05	<0.05	–
Total hydrocarbons (C_6-C_{50})	mg/kg wwt	10	20	<10	<10	11	24	<10	<10	<10	<10	<20	<20	<20	<20	<10	–
Xylenes	mg/kg wwt	0.1	0.1	<0.10	<0.10	<0.10	<0.10	<0.10	<0.10	<0.10	<0.10	<0.10	<0.10	<0.10	<0.10	<0.10	–

Notes:
[1] *Sources:* Jarvinen and Ankley (1999); RAMP (2011).
Concentrations have a relative percent difference of <20% compared to duplicate samples.
– = Not available.
ID = identification; DL = detection limit; MT/OR = metals/organics (analysis); wwt = wet weight.

Table F5-12: Analytical Results from Small-Bodied Forage Fish Tissue Samples Collected from Various Sites within the Aquatics Local Study Area, 2012 - 2017

					Sampling Year	2016	2012	2016	2017	2012	
					Site	P2-2	P2-5	P2-5	P2-10	P2-12	Effect Threshold[1]
					Laboratory Sample ID	Site P2-2-Composite	4-FF-COMP	Site P2-5-Composite	UNL-01	11-FF-COMP	
Parameter	**Units**	**2012 DL**	**2016 DL**	**2017 DL**							
Total Metal											
Aluminum	mg/kg wwt	2	2	2		40.2	5.9	2.6	2.6	2.6	20
Antimony	mg/kg wwt	0.01	0.01	0.01		<0.010	<0.010	<0.010	<0.010	<0.010	9
Arsenic	mg/kg wwt	0.01	0.01	0.01		0.205	0.183	0.063	0.151	0.063	3.1
Barium	mg/kg wwt	0.02	0.02	0.02		8.85	9.11	4.74	7.5	4.74	-
Beryllium	mg/kg wwt	0.04-0.1	0.04	0.04		<0.040	<0.10	<0.040	<0.040	<0.040	-
Bismuth	mg/kg wwt	0.06	0.06	0.06		<0.060	<0.060	<0.060	<0.060	<0.060	-
Boron	mg/kg wwt	0.04	0.4	0.4		<0.40	-	<0.40	<0.40	<0.40	-
Cadmium	mg/kg wwt	0.006	0.006	0.006		<0.0060	<0.0060	<0.0060	<0.0060	<0.0060	0.12
Calcium	mg/kg wwt	2	2	2		7590	7110	7970	7540	7970	-
Chromium	mg/kg wwt	0.04-0.05	0.04	0.04		0.725	0.148	1.06	0.355	1.06	-
Cobalt	mg/kg wwt	0.02	0.02	0.02		0.048	0.022	0.022	<0.020	0.022	-
Copper	mg/kg wwt	0.04	0.04	0.04		1.36	2.09	1.59	0.646	1.59	-
Iron	mg/kg wwt	1	1	1		387	501	136	207	136	-
Lead	mg/kg wwt	0.008-0.02	0.008	0.008		0.0235	<0.020	<0.0080	<0.0080	<0.0080	-
Lithium	mg/kg wwt	0.1	0.1	0.1		<0.10	<0.10	<0.10	<0.10	<0.10	-
Magnesium	mg/kg wwt	1	2	2		320	340	347	325	347	-
Manganese	mg/kg wwt	0.01	0.02	0.02		31.6	20.6	12.2	16.5	12.2	-
Mercury	mg/kg wwt	0.002	0.002	0.002		0.0269	0.0357	0.0462	0.0123	0.0462	-
Methylmercury	mg/kg wwt	0.01	0.001	0.001		0.0241	-	0.037	0.0114	0.037	3.7
Molybdenum	mg/kg wwt	0.01-0.02	0.02	0.02		0.102	0.054	0.138	0.052	0.138	-
Nickel	mg/kg wwt	0.02-0.04	0.04	0.04		0.428	0.237	0.618	0.215	0.618	118.1
Phosphorus	mg/kg wwt	4-5	4	4		5500	4610	5690	5780	5690	-

				Sampling Year	**2016**	**2012**	**2016**	**2017**	**2012**	**Effect Threshold[1]**
				Site	**P2-2**	**P2-5**	**P2-5**	**P2-10**	**P2-12**	
				Laboratory Sample ID	**Site P2-2-Composite**	**4-FF-COMP**	**Site P2-5-Composite**	**UNL-01**	**11-FF-COMP**	
Parameter	**Units**	**2012 DL**	**2016 DL**	**2017 DL**						
Potassium	mg/kg wwt	4-20	4	4	2620	2790	2990	2560	2990	–
Selenium	mg/kg wwt	0.04-0.06	0.04	0.04	0.099	0.245	0.138	0.144	0.138	0.32
Silver	mg/kg wwt	0.05	0.05	0.05	<0.050	<0.050	<0.050	<0.050	<0.050	–
Sodium	mg/kg wwt	4-20	4	4	731	1070	873	1130	873	–
Strontium	mg/kg wwt	0.01	0.01	0.01	7.99	5.28	5.1	3.22	5.1	–
Sulphur	mg/kg wwt	20	20	20	1670	–	1960	1720	1960	–
Thallium	mg/kg wwt	0.006-0.01	0.006	0.006	<0.0060	<0.010	<0.0060	<0.0060	<0.0060	–
Tin	mg/kg wwt	0.02-0.05	0.02	0.02	<0.020	<0.050	<0.020	<0.020	<0.020	–
Titanium	mg/kg wwt	0.1-0.2	0.2	0.1	0.84	<0.10	<0.20	0.13	<0.20	–
Uranium	mg/kg wwt	0.002	0.002	0.002	0.0022	<0.0020	<0.0020	<0.0020	<0.0020	–
Vanadium	mg/kg wwt	0.01-0.1	0.01	0.01	0.1	<0.10	0.016	0.022	0.016	0.41
Zinc	mg/kg wwt	0.1-0.2	0.2	0.2	52.8	55.5	55.2	26.9	55.2	–
Zirconium	mg/kg wwt	1	1	1	<1.0	–	<1.0	<1.0	<1.0	–
Organics and Polyaromatic Hydrocarbons										
Acenaphthene	mg/kg wwt	0.01	0.01	0.01	<0.010	<0.010	<0.010	<0.010	<0.010	–
Acenaphthylene	mg/kg wwt	–	0.01	0.01	<0.010	–	<0.010	<0.010	–	–
Anthracene	mg/kg wwt	0.01	0.01	0.01	<0.010	<0.010	<0.010	<0.010	<0.010	–
Benzene	mg/kg wwt	0.005	0.005	0.005	<0.005	<0.0050	<0.005	0.109	<0.0050	–
Benzo(a)anthracene	mg/kg wwt	0.01	0.01	0.01	<0.010	<0.010	<0.010	<0.010	<0.010	–
Benzo(a)pyrene	mg/kg wwt	0.01	0.01	0.01	<0.010	<0.010	<0.010	<0.010	<0.010	12.3
Benzo(b&j)fluoranthene	mg/kg wwt	0.01	0.01	0.01	<0.010	<0.010	<0.010	<0.010	<0.010	–
Benzo(g,h,i)perylene	mg/kg wwt	–	0.01	0.01	<0.010	–	<0.010	<0.010	–	–
Benzo(k)fluoranthene	mg/kg wwt	0.01	0.01	0.01	<0.010	<0.010	<0.010	<0.010	<0.010	–
Chrysene	mg/kg wwt	0.01	0.01	0.01	<0.010	<0.010	<0.010	<0.010	<0.010	–
Dibenz(a,h)anthracene	mg/kg wwt	0.01	0.01	0.01	<0.010	<0.010	<0.010	<0.010	<0.010	–

					Sampling Year	2016	2012	2016	2017	2012	Effect Threshold[1]
					Site	P2-2	P2-5	P2-5	P2-10	P2-12	
					Laboratory Sample ID	Site P2-2-Composite	4-FF-COMP	Site P2-5-Composite	UNL-01	11-FF-COMP	
Parameter	**Units**	**2012 DL**	**2016 DL**	**2017 DL**							
Ethylbenzene	mg/kg wwt	0.015	0.015	0.015		<0.015	<0.015	<0.015	0.441	<0.015	–
F1 (C_6-C_{10})	mg/kg wwt	10	10	10		<10	<10	<10	60	<10	–
F1-BTEX	mg/kg wwt	10	10	10		<10	<10	<10	56	<10	–
F2 (C_{10}-C_{16})	mg/kg wwt	5	20	5		<20	<5.0	<20	6.8	5	–
F2-Naphth	mg/kg wwt	–	20	5		<20	–	<20	6.8	–	–
F3 (C_{16}-C_{34})	mg/kg wwt	5	20	5		<20	67.9	76.7	56.1	65.1	–
F3-PAH	mg/kg wwt	–	20	5		<20	–	77	56.1	-	–
F4 (C_{34}-C_{50})	mg/kg wwt	5	20	5		212	69.1	232	9.2	141	–
Fluoranthene	mg/kg wwt	0.01	0.01	0.01		<0.010	<0.010	<0.010	<0.010	<0.010	–
Fluorene	mg/kg wwt	0.01	0.01	0.01		<0.010	<0.010	<0.010	<0.010	<0.010	–
Indeno(1,2,3-c,d)pyrene	mg/kg wwt	0.01	0.01	0.01		<0.010	<0.010	<0.010	<0.010	<0.010	–
m+p-Xylene	mg/kg wwt	0.05	0.05	0.05		<0.050	<0.050	<0.050	1.81	<0.050	–
Naphthalene	mg/kg wwt	0.05	0.05	0.05		<0.050	<0.050	<0.050	<0.050	<0.050	–
o-Xylene	mg/kg wwt	0.05	0.05	0.05		<0.050	<0.050	<0.050	0.958	<0.050	–
Phenanthrene	mg/kg wwt	0.01	0.01	0.03		<0.010	<0.010	<0.010	<0.030	<0.010	–
Pyrene	mg/kg wwt	0.01	0.01	0.01		<0.010	<0.010	<0.010	<0.010	<0.010	–
Toluene	mg/kg wwt	0.05	0.05	0.05		<0.050	<0.050	<0.05	1.11	<0.050	–
Total hydrocarbons (C_6-C_{50})	mg/kg wwt	10	20	10		212	137	309	132	211	–
Xylenes	mg/kg wwt	0.1	0.1	0.1		<0.10	<0.10	<0.10	2.77	<0.10	–

Notes:

[1] *Sources:* Jarvinen and Ankley (1999); RAMP (2011).

Concentrations have a relative percent difference of <20% compared to duplicate samples.

– = Not available.

ID = identification; DL = detection limit; MT/OR = metals/organics (analysis); wwt = wet weight.

Table F5-13: Analytical Results from Walleye Tissue Samples Collected from Winefred Lake (Site P2-WL), 2012

Laboratory Sample ID			WL-WALL-1-MT/OR	WL-WALL-2-MT/OR	WL-WALL-3-MT/OR	WL-WALL-4-MT/OR	WL-WALL-5-MT/OR	WL-WALL-6-MT/OR	WL-WALL-7-MT/OR	WL-WALL-8-MT/OR	WL-WALL-9-MT/OR	WL-WALL-10-MT/OR	Effect Threshold[1]
Parameter	**Units**	**2012 DL**											
Total Metals													
Aluminum	mg/kg wwt	2	<2.0	<2.0	<2.0	<2.0	<2.0	<2.0	<2.0	<2.0	<2.0	<2.0	20
Antimony	mg/kg wwt	0.01	<0.010	<0.010	<0.010	<0.010	0.077	0.031	0.019	0.011	<0.010	<0.010	9
Arsenic	mg/kg wwt	0.01	0.059	0.058	0.064	0.053	0.067	0.066	0.066	0.066	0.072	0.074	3.1
Barium	mg/kg wwt	0.02	0.566	0.362	0.142	0.052	0.351	0.192	0.345	0.23	0.063	0.929	–
Beryllium	mg/kg wwt	0.1	<0.10	<0.10	<0.10	<0.10	<0.10	<0.10	<0.10	<0.10	<0.10	<0.10	–
Bismuth	mg/kg wwt	0.06	<0.060	<0.060	<0.060	<0.060	<0.060	<0.060	<0.060	<0.060	<0.060	<0.060	–
Cadmium	mg/kg wwt	0.006	<0.0060	<0.0060	<0.0060	<0.0060	<0.0060	<0.0060	<0.0060	<0.0060	<0.0060	<0.0060	0.12
Calcium	mg/kg wwt	2	95.2	249	93.1	93.5	84.2	97.3	147	125	109	58.7	–
Chromium	mg/kg wwt	0.05	0.201	0.07	0.052	0.073	0.134	0.172	0.125	0.077	0.146	0.066	–
Cobalt	mg/kg wwt	0.02	<0.020	<0.020	<0.020	<0.020	<0.020	<0.020	<0.020	<0.020	<0.020	<0.020	–
Copper	mg/kg wwt	0.04	0.133	0.122	0.118	0.122	0.126	0.127	0.118	0.136	0.125	0.116	–
Iron	mg/kg wwt	1	2.9	3	1.8	2.1	2	2.9	2.4	2.3	2.6	2.3	–
Lead	mg/kg wwt	0.02	0.051	0.029	<0.020	<0.020	0.03	<0.020	0.031	0.021	<0.020	0.089	–
Lithium	mg/kg wwt	0.1	0.14	<0.10	<0.10	<0.10	<0.10	<0.10	<0.10	<0.10	<0.10	<0.10	–
Magnesium	mg/kg wwt	1	336	324	345	294	311	298	296	315	305	294	–
Manganese	mg/kg wwt	0.01	0.127	0.095	0.113	0.067	0.105	0.122	0.085	0.11	0.136	0.102	–
Mercury	mg/kg wwt	0.002	0.0505	0.0545	0.0528	0.201	0.0605	0.0825	0.096	0.041	0.0405	0.0289	–
Molybdenum	mg/kg wwt	0.01	<0.010	<0.010	0.037	<0.010	0.014	0.032	<0.010	<0.010	0.023	<0.010	–
Nickel	mg/kg wwt	0.02	0.067	<0.020	0.029	<0.020	0.039	0.08	0.023	0.022	0.067	<0.020	118.1
Phosphorus	mg/kg wwt	5	2090	2050	2190	1960	2000	2000	1940	2050	1960	2210	–
Potassium	mg/kg wwt	20	3770	3520	3920	3580	3720	3590	3970	4100	4060	4180	–
Selenium	mg/kg wwt	0.06	0.143	0.131	0.139	0.132	0.126	0.135	0.129	0.143	0.135	0.16	0.32
Silver	mg/kg wwt	0.05	<0.050	<0.050	<0.050	<0.050	<0.050	<0.050	<0.050	<0.050	<0.050	<0.050	–
Sodium	mg/kg wwt	20	206	225	214	211	230	243	251	237	271	247	–
Strontium	mg/kg wwt	0.01	0.022	0.057	0.016	0.011	0.014	0.022	0.034	0.02	0.027	0.042	–
Thallium	mg/kg wwt	0.01	<0.010	<0.010	<0.010	<0.010	<0.010	<0.010	<0.010	<0.010	<0.010	<0.010	–
Tin	mg/kg wwt	0.05	<0.050	<0.050	<0.050	<0.050	<0.050	<0.050	<0.050	<0.050	<0.050	<0.050	–
Titanium	mg/kg wwt	0.1	<0.10	<0.10	<0.10	<0.10	<0.10	<0.10	<0.10	<0.10	<0.10	<0.10	–
Uranium	mg/kg wwt	0.002	<0.0020	<0.0020	<0.0020	<0.0020	<0.0020	<0.0020	<0.0020	<0.0020	<0.0020	<0.0020	–
Vanadium	mg/kg wwt	0.1	<0.10	<0.10	<0.10	<0.10	<0.10	<0.10	<0.10	<0.10	<0.10	<0.10	0.41
Zinc	mg/kg wwt	0.1	3.44	3.42	3.56	2.84	3.5	3.17	3.41	3.49	3.87	2.77	–
Organics and Polyaromatic Hydrocarbons													
Acenaphthene	mg/kg wwt	0.01	<0.010	<0.010	<0.010	<0.010	<0.010	<0.010	<0.010	<0.010	<0.010	<0.010	–
Anthracene	mg/kg wwt	0.01	<0.010	<0.010	<0.010	<0.010	<0.010	<0.010	<0.010	<0.010	<0.010	<0.010	–
Benzene	mg/kg wwt	0.005	<0.0050	<0.0050	<0.0050	<0.0050	<0.0050	<0.0050	<0.0050	<0.0050	<0.0050	<0.0050	–
Benzo(a)anthracene	mg/kg wwt	0.01	<0.010	<0.010	<0.010	<0.010	<0.010	<0.010	<0.010	<0.010	<0.010	<0.010	–
Benzo(a)pyrene	mg/kg wwt	0.01	<0.010	<0.010	<0.010	<0.010	<0.010	<0.010	<0.010	<0.010	<0.010	<0.010	12.3
Benzo(b&j)fluoranthene	mg/kg wwt	0.01	<0.010	<0.010	<0.010	<0.010	<0.010	<0.010	<0.010	<0.010	<0.010	<0.010	–

Laboratory Sample ID			WL-WALL-1-MT/OR	WL-WALL-2-MT/OR	WL-WALL-3-MT/OR	WL-WALL-4-MT/OR	WL-WALL-5-MT/OR	WL-WALL-6-MT/OR	WL-WALL-7-MT/OR	WL-WALL-8-MT/OR	WL-WALL-9-MT/OR	WL-WALL-10-MT/OR	Effect Threshold[1]
Parameter	Units	2012 DL											
Benzo(k)fluoranthene	mg/kg wwt	0.01	<0.010	<0.010	<0.010	<0.010	<0.010	<0.010	<0.010	<0.010	<0.010	<0.010	–
Chrysene	mg/kg wwt	0.01	<0.010	<0.010	<0.010	<0.010	<0.010	<0.010	<0.010	<0.010	<0.010	<0.010	–
Dibenzo(a,h)anthracene	mg/kg wwt	0.01	<0.010	<0.010	<0.010	<0.010	<0.010	<0.010	<0.010	<0.010	<0.010	<0.010	–
Ethylbenzene	mg/kg wwt	0.015	<0.015	<0.015	<0.015	<0.015	<0.015	<0.015	<0.015	<0.015	<0.015	<0.015	–
F1 (C_6-C_{10})	mg/kg wwt	10	<10	<10	<10	<10	<10	<10	<10	<10	<10	<10	–
F1-BTEX	mg/kg wwt	10	<10	<10	<10	<10	<10	<10	<10	<10	<10	<10	–
F2 (C_{10}-C_{16})	mg/kg wwt	5	<5.0	<5.0	<5.0	<5.0	<5.0	<5.0	<5.0	<5.0	<5.0	<5.0	–
F3 (C_{16}-C_{34})	mg/kg wwt	5	5.3	6.9	6.3	7.1	15.6	8.7	<5.0	<5.0	11.3	5.5	–
F4 (C_{34}-C_{50})	mg/kg wwt	5	<5.0	<5.0	20.5	<5.0	<5.0	<5.0	<5.0	<5.0	<5.0	<5.0	–
Fluoranthene	mg/kg wwt	0.01	<0.010	<0.010	<0.010	<0.010	<0.010	<0.010	<0.010	<0.010	<0.010	<0.010	–
Fluorene	mg/kg wwt	0.01	<0.010	<0.010	<0.010	<0.010	<0.010	<0.010	<0.010	<0.010	<0.010	<0.010	–
Indeno(1,2,3-cd)pyrene	mg/kg wwt	0.01	<0.010	<0.010	<0.010	<0.010	<0.010	<0.010	<0.010	<0.010	<0.010	<0.010	–
m+p-Xylene	mg/kg wwt	0.05	<0.050	<0.050	<0.050	<0.050	<0.050	<0.050	<0.050	<0.050	<0.050	<0.050	–
Naphthalene	mg/kg wwt	0.05	<0.050	<0.050	<0.050	<0.050	<0.050	<0.050	<0.050	<0.050	<0.050	<0.050	–
o-Xylene	mg/kg wwt	0.05	<0.050	<0.050	<0.050	<0.050	<0.050	<0.050	<0.050	<0.050	<0.050	<0.050	–
Phenanthrene	mg/kg wwt	0.01	<0.010	<0.010	<0.010	<0.010	<0.010	<0.010	<0.010	<0.010	<0.010	<0.010	–
Pyrene	mg/kg wwt	0.01	<0.010	<0.010	<0.010	<0.010	<0.010	<0.010	<0.010	<0.010	<0.010	<0.010	–
Toluene	mg/kg wwt	0.05	<0.050	<0.050	<0.050	<0.050	<0.050	<0.050	<0.050	<0.050	<0.050	<0.050	–
Total Hydrocarbons (C_6-C_{50})	mg/kg wwt	10	<10	<10	27	<10	16	<10	<10	<10	11	<10	–
Xylenes	mg/kg wwt	0.1	<0.10	<0.10	<0.10	<0.10	<0.10	<0.10	<0.10	<0.10	<0.10	<0.10	–

Notes:

[1] *Sources:* Jarvinen and Ankley (1999); RAMP (2011).

Concentrations have a relative percent difference of <20% compared to duplicate samples.

– = Not available.

ID = identification; DL = detection limit; MT/OR = metals/organics (analysis); wwt = wet weight.

Table F5-14: Analytical Results from Lake Whitefish Tissue Samples Collected from Grist Lake (Site P2-GL), 2012

		Laboratory Sample ID	GL-LKWH1-MT/OR	GL-LKWH2-MT/OR	GL-LKWH3-MT/OR	GL-LKWH4-MT/OR	GL-LKWH5-MT/OR	GL-LKWH6-MT/OR	GL-LKWH7-MT/OR	GL-LKWH8-MT/OR	GL-LKWH9-MT/OR	GL-LKWH10-MT/OR	Effect Threshold[1]
Parameter	**Units**	**2012 DL**											
Total Metals													
Aluminum	mg/kg wwt	2	<2.0	<2.0	<2.0	<2.0	<2.0	<2.0	<2.0	<2.0	<2.0	<2.0	20
Antimony	mg/kg wwt	0.01	0.015	0.011	<0.010	<0.010	0.089	0.036	0.019	0.013	0.01	<0.010	9
Arsenic	mg/kg wwt	0.01	0.066	0.049	0.053	0.069	0.04	0.065	0.064	0.074	0.072	0.063	3.1
Barium	mg/kg wwt	0.02	0.258	0.287	0.482	0.564	0.085	0.064	0.043	0.275	0.157	0.078	–
Beryllium	mg/kg wwt	0.1	<0.10	<0.10	<0.10	<0.10	<0.10	<0.10	<0.10	<0.10	<0.10	<0.10	–
Bismuth	mg/kg wwt	0.06	<0.060	<0.060	<0.060	<0.060	<0.060	<0.060	<0.060	<0.060	<0.060	<0.060	–
Cadmium	mg/kg wwt	0.006	<0.0060	<0.0060	<0.0060	<0.0060	<0.0060	<0.0060	<0.0060	<0.0060	<0.0060	<0.0060	0.12
Calcium	mg/kg wwt	2	116	202	121	182	59.8	60.3	92.5	126	92.9	88.7	–
Chromium	mg/kg wwt	0.05	<0.050	<0.050	0.111	0.128	0.077	<0.050	<0.050	<0.050	<0.050	<0.050	–
Cobalt	mg/kg wwt	0.02	<0.020	<0.020	<0.020	<0.020	<0.020	<0.020	<0.020	<0.020	<0.020	<0.020	–
Copper	mg/kg wwt	0.04	0.145	0.126	0.112	0.121	0.159	0.161	0.128	0.156	0.131	0.127	–
Iron	mg/kg wwt	1	2.3	1.7	3.2	3.3	4.5	4.7	3.3	2.7	1.9	2	–
Lead	mg/kg wwt	0.02	0.03	0.021	0.04	0.051	<0.020	0.116	<0.020	0.02	<0.020	<0.020	–
Lithium	mg/kg wwt	0.1	<0.10	<0.10	<0.10	<0.10	<0.10	<0.10	<0.10	<0.10	<0.10	<0.10	–
Magnesium	mg/kg wwt	1	272	313	204	274	238	271	275	315	263	269	–
Manganese	mg/kg wwt	0.01	0.135	0.14	0.186	0.181	0.137	0.122	0.165	0.19	0.156	0.143	–
Mercury	mg/kg wwt	0.002	0.0542	0.044	0.0546	0.0725	0.0877	0.051	0.0664	0.0626	0.0484	0.0339	–
Molybdenum	mg/kg wwt	0.01	<0.010	<0.010	<0.010	<0.010	0.03	<0.010	0.017	<0.010	0.014	<0.010	–
Nickel	mg/kg wwt	0.02	0.023	0.026	0.035	0.039	0.051	0.021	0.025	0.035	0.022	0.021	118.1
Phosphorus	mg/kg wwt	5	2190	2140	1920	2330	2020	2180	2130	2360	2180	2030	–
Potassium	mg/kg wwt	20	4020	4330	3770	4440	3870	3980	3850	4410	4100	3810	–
Selenium	mg/kg wwt	0.06	0.153	0.131	0.185	0.227	0.148	0.33	0.329	0.247	0.214	0.179	0.32
Silver	mg/kg wwt	0.05	<0.050	<0.050	<0.050	<0.050	<0.050	<0.050	<0.050	<0.050	<0.050	<0.050	–
Sodium	mg/kg wwt	20	257	191	462	222	276	256	265	233	204	207	–
Strontium	mg/kg wwt	0.01	0.096	0.055	0.1	0.123	0.036	0.029	0.054	0.085	0.06	0.071	–
Thallium	mg/kg wwt	0.01	<0.010	<0.010	<0.010	<0.010	<0.010	<0.010	<0.010	<0.010	<0.010	<0.010	–
Tin	mg/kg wwt	0.05	<0.050	<0.050	<0.050	<0.050	<0.050	<0.050	<0.050	<0.050	<0.050	<0.050	–
Titanium	mg/kg wwt	0.1	<0.10	<0.10	<0.10	<0.10	<0.10	<0.10	<0.10	<0.10	<0.10	<0.10	–
Uranium	mg/kg wwt	0.002	<0.0020	<0.0020	<0.0020	<0.0020	<0.0020	<0.0020	<0.0020	<0.0020	<0.0020	<0.0020	–
Vanadium	mg/kg wwt	0.1	<0.10	<0.10	<0.10	<0.10	<0.10	<0.10	<0.10	<0.10	<0.10	<0.10	0.41
Zinc	mg/kg wwt	0.1	3.44	3.57	2.79	3.12	2.92	3.37	3.12	3.05	2.88	2.59	–
Organics and Polyaromatic Hydrocarbons													
Acenaphthene	mg/kg wwt	0.01	<0.010	–	<0.010	<0.010	<0.010	<0.010	<0.010	<0.010	<0.010	<0.010	–
Anthracene	mg/kg wwt	0.01	<0.010	–	<0.010	<0.010	<0.010	<0.010	<0.010	<0.010	<0.010	<0.010	–
Benzene	mg/kg wwt	0.005	<0.0050	<0.0050	<0.0050	<0.0050	<0.0050	<0.0050	<0.0050	<0.0050	<0.0050	<0.0050	–
Benzo(a)anthracene	mg/kg wwt	0.01	<0.010	–	<0.010	<0.010	<0.010	<0.010	<0.010	<0.010	<0.010	<0.010	–
Benzo(a)pyrene	mg/kg wwt	0.01	<0.010	–	<0.010	<0.010	<0.010	<0.010	<0.010	<0.010	<0.010	<0.010	12.3
Benzo(b&j)fluoranthene	mg/kg wwt	0.01	<0.010	–	<0.010	<0.010	<0.010	<0.010	<0.010	<0.010	<0.010	<0.010	–

Parameter	Units	Laboratory Sample ID 2012 DL	GL-LKWH1-MT/OR	GL-LKWH2-MT/OR	GL-LKWH3-MT/OR	GL-LKWH4-MT/OR	GL-LKWH5-MT/OR	GL-LKWH6-MT/OR	GL-LKWH7-MT/OR	GL-LKWH8-MT/OR	GL-LKWH9-MT/OR	GL-LKWH10-MT/OR	Effect Threshold[1]
Benzo(k)fluoranthene	mg/kg wwt	0.01	<0.010	–	<0.010	<0.010	<0.010	<0.010	<0.010	<0.010	<0.010	<0.010	–
Chrysene	mg/kg wwt	0.01	<0.010	–	<0.010	<0.010	<0.010	<0.010	<0.010	<0.010	<0.010	<0.010	–
Dibenzo(a,h)anthracene	mg/kg wwt	0.01	<0.010	–	<0.010	<0.010	<0.010	<0.010	<0.010	<0.010	<0.010	<0.010	–
Ethylbenzene	mg/kg wwt	0.015	<0.015	<0.015	<0.015	<0.015	<0.015	<0.015	<0.015	<0.015	<0.015	<0.015	–
F1 (C_6-C_{10})	mg/kg wwt	10	<10	<10	<10	<10	<10	<10	<10	<10	<10	<10	–
F1-BTEX	mg/kg wwt	10	<10	<10	<10	<10	<10	<10	<10	<10	<10	<10	–
F2 (C_{10}-C_{16})	mg/kg wwt	5	<5.0	<5.0	<5.0	<5.0	<5.0	<5.0	<5.0	<5.0	<5.0	<5.0	–
F3 (C_{16}-C_{34})	mg/kg wwt	5	28.2	<5.0	5.1	12.7	<5.0	<5.0	<5.0	<5.0	<5.0	<5.0	–
F4 (C_{34}-C_{50})	mg/kg wwt	5	55	<5.0	<5.0	<5.0	<5.0	<5.0	<5.0	<5.0	<5.0	<5.0	–
Fluoranthene	mg/kg wwt	0.01	<0.010	–	<0.010	<0.010	<0.010	<0.010	<0.010	<0.010	<0.010	<0.010	–
Fluorene	mg/kg wwt	0.01	<0.010	–	<0.010	<0.010	<0.010	<0.010	<0.010	<0.010	<0.010	<0.010	–
Indeno(1,2,3-cd)pyrene	mg/kg wwt	0.01	<0.010	–	<0.010	<0.010	<0.010	<0.010	<0.010	<0.010	<0.010	<0.010	–
m+p-Xylene	mg/kg wwt	0.05	<0.050	<0.050	<0.050	<0.050	<0.050	<0.050	<0.050	<0.050	<0.050	<0.050	–
Naphthalene	mg/kg wwt	0.05	<0.050	–	<0.050	<0.050	<0.050	<0.050	<0.050	<0.050	<0.050	<0.050	–
o-Xylene	mg/kg wwt	0.05	<0.050	<0.050	<0.050	<0.050	<0.050	<0.050	<0.050	<0.050	<0.050	<0.050	–
Phenanthrene	mg/kg wwt	0.01	<0.010	–	<0.010	<0.010	<0.010	<0.010	<0.010	<0.010	<0.010	<0.010	–
Pyrene	mg/kg wwt	0.01	<0.010	–	<0.010	<0.010	<0.010	<0.010	<0.010	<0.010	<0.010	<0.010	–
Toluene	mg/kg wwt	0.05	<0.050	<0.050	<0.050	<0.050	<0.050	<0.050	<0.050	<0.050	<0.050	<0.050	–
Total hydrocarbons (C_6-C_{50})	mg/kg wwt	10	83	<10	<10	13	<10	<10	<10	<10	<10	<10	–
Xylenes	mg/kg wwt	0.1	<0.10	<0.10	<0.10	<0.10	<0.10	<0.10	<0.10	<0.10	<0.10	<0.10	–

Notes:
[1] *Sources:* Jarvinen and Ankley (1999); RAMP (2011).
Concentrations have a relative percent difference of <20% compared to duplicate samples.
– = Not available.
ID = identification; DL = detection limit; MT/OR = metals/organics (analysis); wwt = wet weight.

References:

Adams, S.M., A.M. Brown, and R.W. Goede. 1993. *A Quantitative Health Assessment Index for Rapid Evaluation of Fish Condition in the Field*. Transactions of the American Fisheries Society, 122:1, 63-73.

Jarvinen, A.W. and G.T. Ankley. 1999. *Linkage of Effects to Tissue Residues: Development of a Comprehensive Database for Aquatic Organisms Exposed to Inorganic and Organic Chemicals*. Society of Environmental Toxicology and Chemistry (SETAC), Pensacola, FL. 364 pp.

MacKay, W.C., G.R. Ash and H.J. Norris (ed). 1990. *Fish Aging Methods in Alberta*. R.L.&L. Environmental Services Ltd. in Assoc. with Alberta Fish and Wildlife Division and University of Alberta, Edmonton, AB.

Regional Aquatics Monitoring Program (RAMP). 2011. *Regional Aquatics Monitoring Program (RAMP) 2010 Technical Report*. Prepared for the RAMP Steering Committee by the RAMP 2010 Implementation Team of Hatfield Consultants, Kilgour and Associates Ltd. and Western Resource Solutions. April 2011.

AMEC Foster Wheeler
ATTN: Michael Kovacs
140 QUARRY PARK BLVD SE
CALGARY AB T2C 3G3

Date Received: 20-OCT-17
Report Date: 21-DEC-17 16:31 (MT)
Version: FINAL

Client Phone: 403-387-1858

Certificate of Analysis

Lab Work Order #: L2010879

Project P.O. #: NOT SUBMITTED
Job Reference: CE04683.0050
C of C Numbers: 10-258085
Legal Site Desc:

Taryn Williams, B.Sc.
Account Manager

[This report shall not be reproduced except in full without the written authority of the Laboratory.]

ALS ENVIRONMENTAL ANALYTICAL REPORT

Sample Details/Parameters	Result	Qualifier*	D.L.	Units	Extracted	Analyzed	Batch
L2010879-1 UNL-01							
Sampled By: mk/dj on 18-OCT-17 @ 15:50							
Matrix: tissue							
CCME BTEX,F1-F4 (Silica gel cleanup)							
BTEX and F1 (C6-C10)							
Benzene	0.109		0.0050	mg/kg	15-NOV-17	15-NOV-17	R3885589
Toluene	1.11		0.050	mg/kg	15-NOV-17	15-NOV-17	R3885589
Ethylbenzene	0.441		0.015	mg/kg	15-NOV-17	15-NOV-17	R3885589
m+p-Xylene	1.81		0.050	mg/kg	15-NOV-17	15-NOV-17	R3885589
o-Xylene	0.958		0.050	mg/kg	15-NOV-17	15-NOV-17	R3885589
Xylenes	2.77		0.10	mg/kg	15-NOV-17	15-NOV-17	R3885589
Surrogate: 1,4-Difluorobenzene (SS)	76.6		70-130	%	15-NOV-17	15-NOV-17	R3885589
Surrogate: 4-Bromofluorobenzene (SS)	77.0		70-130	%	15-NOV-17	15-NOV-17	R3885589
CCME Total Extractable Hydrocarbons							
Surrogate: 2-Bromobenzotrifluoride	84.8		70-130	%	14-NOV-17	21-NOV-17	R3892868
Prep/Analysis Dates					14-NOV-17	21-NOV-17	R3892868
Note: results after silica gel column clean up							
CCME Total Hydrocarbons							
F1 (C6-C10)	60		10	mg/kg		29-NOV-17	
F1-BTEX	56		10	mg/kg		29-NOV-17	
F2 (C10-C16)	6.8		5.0	mg/kg		29-NOV-17	
F2-Naphth	6.8		5.0	mg/kg		29-NOV-17	
F3 (C16-C34)	56.1		5.0	mg/kg		29-NOV-17	
F3-PAH	56.1		5.0	mg/kg		29-NOV-17	
F4 (C34-C50)	9.2		5.0	mg/kg		29-NOV-17	
Total Hydrocarbons (C6-C50)	132		10	mg/kg		29-NOV-17	
Chromatogram to baseline at nC50	YES					29-NOV-17	
Miscellaneous Parameters							
% Moisture	80.9		0.50	%		14-NOV-17	R3884890
Mercury (Hg)-Total	0.0123		0.0020	mg/kg wwt	18-DEC-17	20-DEC-17	R3916896
Methylmercury (as MeHg)	0.0114		0.0010	mg/kg wwt	11-DEC-17	12-DEC-17	R3911888
Silver (Ag)-Total	<0.050		0.050	mg/kg wwt	18-DEC-17	19-DEC-17	R3916109
Metals in Tissue by CRC-ICPMS wet weight							
Aluminum (Al)-Total	2.6		2.0	mg/kg wwt	18-DEC-17	19-DEC-17	R3916109
Antimony (Sb)-Total	<0.010		0.010	mg/kg wwt	18-DEC-17	19-DEC-17	R3916109
Arsenic (As)-Total	0.151		0.010	mg/kg wwt	18-DEC-17	19-DEC-17	R3916109
Barium (Ba)-Total	7.50		0.020	mg/kg wwt	18-DEC-17	19-DEC-17	R3916109
Beryllium (Be)-Total	<0.040		0.040	mg/kg wwt	18-DEC-17	19-DEC-17	R3916109
Bismuth (Bi)-Total	<0.060		0.060	mg/kg wwt	18-DEC-17	19-DEC-17	R3916109
Boron (B)-Total	<0.40		0.40	mg/kg wwt	18-DEC-17	19-DEC-17	R3916109
Cadmium (Cd)-Total	<0.0060		0.0060	mg/kg wwt	18-DEC-17	19-DEC-17	R3916109
Calcium (Ca)-Total	7540		2.0	mg/kg wwt	18-DEC-17	19-DEC-17	R3916109
Chromium (Cr)-Total	0.355		0.040	mg/kg wwt	18-DEC-17	19-DEC-17	R3916109
Cobalt (Co)-Total	<0.020		0.020	mg/kg wwt	18-DEC-17	19-DEC-17	R3916109
Copper (Cu)-Total	0.646		0.040	mg/kg wwt	18-DEC-17	19-DEC-17	R3916109
Iron (Fe)-Total	207		1.0	mg/kg wwt	18-DEC-17	19-DEC-17	R3916109
Lead (Pb)-Total	<0.0080		0.0080	mg/kg wwt	18-DEC-17	19-DEC-17	R3916109
Lithium (Li)-Total	<0.10		0.10	mg/kg wwt	18-DEC-17	19-DEC-17	R3916109
Magnesium (Mg)-Total	325		2.0	mg/kg wwt	18-DEC-17	19-DEC-17	R3916109
Manganese (Mn)-Total	16.5		0.020	mg/kg wwt	18-DEC-17	19-DEC-17	R3916109
Molybdenum (Mo)-Total	0.052		0.020	mg/kg wwt	18-DEC-17	19-DEC-17	R3916109
Nickel (Ni)-Total	0.215		0.040	mg/kg wwt	18-DEC-17	19-DEC-17	R3916109
Phosphorus (P)-Total	5780		4.0	mg/kg wwt	18-DEC-17	19-DEC-17	R3916109
Potassium (K)-Total	2560		4.0	mg/kg wwt	18-DEC-17	19-DEC-17	R3916109
Selenium (Se)-Total	0.144		0.040	mg/kg wwt	18-DEC-17	19-DEC-17	R3916109

* Refer to Referenced Information for Qualifiers (if any) and Methodology.

ALS ENVIRONMENTAL ANALYTICAL REPORT

Sample Details/Parameters	Result	Qualifier*	D.L.	Units	Extracted	Analyzed	Batch
L2010879-1 UNL-01							
Sampled By: mk/dj on 18-OCT-17 @ 15:50							
Matrix: tissue							
Metals in Tissue by CRC-ICPMS wet weight							
Sodium (Na)-Total	1130		4.0	mg/kg wwt	18-DEC-17	19-DEC-17	R3916109
Strontium (Sr)-Total	3.22		0.010	mg/kg wwt	18-DEC-17	19-DEC-17	R3916109
Sulfur (S)-Total	1720		20	mg/kg wwt	18-DEC-17	19-DEC-17	R3916109
Thallium (Tl)-Total	<0.0060		0.0060	mg/kg wwt	18-DEC-17	19-DEC-17	R3916109
Titanium (Ti)-Total	0.13		0.10	mg/kg wwt	18-DEC-17	19-DEC-17	R3916109
Tin (Sn)-Total	<0.020		0.020	mg/kg wwt	18-DEC-17	19-DEC-17	R3916109
Uranium (U)-Total	<0.0020		0.0020	mg/kg wwt	18-DEC-17	19-DEC-17	R3916109
Vanadium (V)-Total	0.022		0.010	mg/kg wwt	18-DEC-17	19-DEC-17	R3916109
Zinc (Zn)-Total	26.9		0.20	mg/kg wwt	18-DEC-17	19-DEC-17	R3916109
Zirconium (Zr)-Total	<1.0		1.0	mg/kg wwt	18-DEC-17	19-DEC-17	R3916109
PAH List - Tissue							
Acenaphthene	<0.010		0.010	mg/kg wwt	27-NOV-17	28-NOV-17	R3898145
Acenaphthylene	<0.010		0.010	mg/kg wwt	27-NOV-17	28-NOV-17	R3898145
Anthracene	<0.010		0.010	mg/kg wwt	27-NOV-17	28-NOV-17	R3898145
Fluoranthene	<0.010		0.010	mg/kg wwt	27-NOV-17	28-NOV-17	R3898145
Fluorene	<0.010		0.010	mg/kg wwt	27-NOV-17	28-NOV-17	R3898145
Naphthalene	<0.050		0.050	mg/kg wwt	27-NOV-17	28-NOV-17	R3898145
Phenanthrene	<0.030	DLB	0.030	mg/kg wwt	27-NOV-17	28-NOV-17	R3898145
Pyrene	<0.010		0.010	mg/kg wwt	27-NOV-17	28-NOV-17	R3898145
Benz(a)anthracene	<0.010		0.010	mg/kg wwt	27-NOV-17	28-NOV-17	R3898145
Benzo(b&j)fluoranthene	<0.010		0.010	mg/kg wwt	27-NOV-17	28-NOV-17	R3898145
Benzo(k)fluoranthene	<0.010		0.010	mg/kg wwt	27-NOV-17	28-NOV-17	R3898145
Benzo(g,h,i)perylene	<0.010		0.010	mg/kg wwt	27-NOV-17	28-NOV-17	R3898145
Benzo(a)pyrene	<0.010		0.010	mg/kg wwt	27-NOV-17	28-NOV-17	R3898145
Chrysene	<0.010		0.010	mg/kg wwt	27-NOV-17	28-NOV-17	R3898145
Dibenz(a,h)anthracene	<0.010		0.010	mg/kg wwt	27-NOV-17	28-NOV-17	R3898145
Indeno(1,2,3-c,d)pyrene	<0.010		0.010	mg/kg wwt	27-NOV-17	28-NOV-17	R3898145
Surrogate: d10-Acenaphthene	76.5		50-150	%	27-NOV-17	28-NOV-17	R3898145
Surrogate: d10-Phenanthrene	79.1		50-150	%	27-NOV-17	28-NOV-17	R3898145
Surrogate: d12-Chrysene	77.5		50-150	%	27-NOV-17	28-NOV-17	R3898145

* Refer to Referenced Information for Qualifiers (if any) and Methodology.

Reference Information

Sample Parameter Qualifier Key:

Qualifier	Description
DLB	Detection Limit Raised. Analyte detected at comparable level in Method Blank.
MB-LOR	Method Blank exceeds ALS DQO. Limits of Reporting have been adjusted for samples with positive hits below 5x blank level.
RM-H	Reference Material recovery was above ALS DQO. Non-detected sample results are considered reliable. Other results, if reported, have been qualified.
SOL:MI	Surrogate recovery outside acceptable limits due to matrix interference

Test Method References:

ALS Test Code	Matrix	Test Description	Method Reference**
AG-WET-MS-ED	Tissue	Silver in Tissue by ICPMS wet weight	EPA 200.3/200.8-ICPMS
BTX,F1-ED	Soil	BTEX and F1 (C6-C10)	DO NOT USE, see BTXS,F1-MEOH-ED

The soil methanol extract is added to water and reagents, then heated in a sealed vial to equilibrium. The headspace from the vial is transferred into a gas chromatograph. Target compound concentrations are measured using mass spectrometry detection.

ETL-TEH-CCME-ED	Soil	CCME Total Extractable Hydrocarbons	CCME CWS-PHC, Pub #1310, Dec 2001
ETL-TVH,TEH-CCME-ED	Soil	CCME Total Hydrocarbons	CCME CWS-PHC, Pub #1310, Dec 2001

Analytical methods used for analysis of CCME Petroleum Hydrocarbons have been validated and comply with the Reference Method for the CWS PHC.

Hydrocarbon results are expressed on a dry weight basis.

In cases where results for both F4 and F4G are reported, the greater of the two results must be used in any application of the CWS PHC guidelines and the gravimetric heavy hydrocarbons cannot be added to the C6 to C50 hydrocarbons.
In samples where BTEX and F1 were analyzed , F1-BTEX represents a value where the sum of Benzene, Toluene, Ethylbenzene and total Xylenes has been subtracted from F1.

In samples where PAHs, F2 and F3 were analyzed, F2-Naphth represents the result where Naphthalene has been subtracted from F2. F3-PAH represents a result where the sum of Benzo(a)anthracene, Benzo(a)pyrene, Benzo(b)fluoranthene, Benzo(k)fluoranthene, Dibenzo(a,h)anthracene, Fluoranthene, Indeno(1,2,3-cd)pyrene, Phenanthrene, and Pyrene has been subtracted from F3.

Unless otherwise qualified, the following quality control criteria have been met for the F1 hydrocarbon range:
1. All extraction and analysis holding times were met.
2. Instrument performance showing response factors for C6 and C10 within 30% of the response factor for toluene.
3. Linearity of gasoline response within 15% throughout the calibration range.

Unless otherwise qualified, the following quality control criteria have been met for the F2-F4 hydrocarbon ranges:
1. All extraction and analysis holding times were met.
2. Instrument performance showing C10, C16 and C34 response factors within 10% of their average.
3. Instrument performance showing the C50 response factor within 30% of the average of the C10, C16 and C34 response factors.
4. Linearity of diesel or motor oil response within 15% throughout the calibration range.

HG-WET-CVAA-ED	Tissue	Mercury in Tissue by CVAA, Wet weight	EPA 200.3 / EPA 245.1

This method is conducted following British Columbia Lab Manual method "Metals in Animal Tissue and Vegetation (Biota) - Prescriptive". Tissue samples are homogenized and sub-sampled prior to hotblock digestion with nitric and hydrochloric acids, in combination with addition of hydrogen peroxide. Analysis is by atomic absorption spectrophotometry, adapted from US EPA Method 245.7.

MEHG-WET-GCAF-VA	Tissue	Methylmercury in Tissue by GCAFS (Wet)	Liang et al. (1994)

This method follows the procedures published by Liang, Bloom and Horvat in Clinical Chemistry (Vol 40, No 4, 1994). Samples are homogenized and then digested in a methanolic potassium hydroxide solution. An aliquot of the digestate is analyzed by aqueous phase ethylation, purge and trap, desorption and GC separation. The separated species are then pyrolized to elemental Hg and quantified by cold vapour atomic fluorescence spectroscopy. Results are reported "as MeHg".

MET-WET-CCMS-ED	Tissue	Metals in Tissue by CRC-ICPMS wet weight	EPA 200.3/6020A

This method is conducted following British Columbia Lab Manual method "Metals in Animal Tissue and Vegetation (Biota) - Prescriptive". Tissue samples are homogenized and sub-sampled prior to hotblock digestion with nitric and hydrochloric acids, in combination with addition of hydrogen peroxide. Instrumental analysis is by collision cell inductively coupled plasma - mass spectrometry (modified from EPA Method 6020A).

Method Limitation: This method employs a strong acid/peroxide digestion, and is intended to provide a conservative estimate of bio-available metals. Near complete recoveries are achieved for most toxicologically important metals, but elements associated with recalcitrant minerals may be only partially recovered.

PAH-TMB-GCMS-CL	Tissue	PAH List - Tissue	EPA 3570/8270-GC/MS

This analysis is carried out using procedures adapted from "Test Methods for Evaluating Solid Waste" SW-846, Methods 3570 & 8270, published by the United States Environmental Protection Agency (EPA). The procedure uses a mechanical shaking technique to extract a subsample of the vegetation/animal tissue with a 1:1 mixture of dichloromethane and acetone. The extract is then cleaned-up with Alumina/Silica Gel long column, and then solvent exchanged to toluene. The final extract is analyzed by capillary column gas chromatography with mass spectrometric detection (GC/MS).

Reference Information

Test Method References:

ALS Test Code	Matrix	Test Description	Method Reference**
Surrogate recoveries may not be reported in cases where interferences from the sample matrix prevent accurate quantitation. Because the two isomers cannot be readily chromatographically separated, benzo(j)fluoranthene is reported as part of the benzo(b)fluoranthene parameter.			
PREP-MOISTURE-ED	Tissue	% Moisture	Oven dry 105C-Gravimetric

** ALS test methods may incorporate modifications from specified reference methods to improve performance.

The last two letters of the above test code(s) indicate the laboratory that performed analytical analysis for that test. Refer to the list below:

Laboratory Definition Code	Laboratory Location
ED	ALS ENVIRONMENTAL - EDMONTON, ALBERTA, CANADA
VA	ALS ENVIRONMENTAL - VANCOUVER, BRITISH COLUMBIA, CANADA
CL	ALS ENVIRONMENTAL - CALGARY, ALBERTA, CANADA

Chain of Custody Numbers:

10-258085

GLOSSARY OF REPORT TERMS

Surrogates are compounds that are similar in behaviour to target analyte(s), but that do not normally occur in environmental samples. For applicable tests, surrogates are added to samples prior to analysis as a check on recovery. In reports that display the D.L. column, laboratory objectives for surrogates are listed there.
mg/kg - milligrams per kilogram based on dry weight of sample
mg/kg wwt - milligrams per kilogram based on wet weight of sample
mg/kg lwt - milligrams per kilogram based on lipid-adjusted weight
mg/L - unit of concentration based on volume, parts per million.
< - Less than.
D.L. - The reporting limit.
N/A - Result not available. Refer to qualifier code and definition for explanation.

Test results reported relate only to the samples as received by the laboratory.
UNLESS OTHERWISE STATED, ALL SAMPLES WERE RECEIVED IN ACCEPTABLE CONDITION.
Analytical results in unsigned test reports with the DRAFT watermark are subject to change, pending final QC review.

Quality Control Report

Workorder: L2010879 Report Date: 21-DEC-17

Client: AMEC Foster Wheeler
140 QUARRY PARK BLVD SE
CALGARY AB T2C 3G3
Contact: Michael Kovacs

Test	Matrix	Reference	Result	Qualifier	Units	RPD	Limit	Analyzed
BTX,F1-ED	**Soil**							
Batch R3885589								
WG2663341-2 LCS								
Benzene			89.3		%		70-130	15-NOV-17
Toluene			82.2		%		70-130	15-NOV-17
Ethylbenzene			74.1		%		70-130	15-NOV-17
m+p-Xylene			81.1		%		70-130	15-NOV-17
o-Xylene			98.6		%		70-130	15-NOV-17
WG2663341-3 LCS								
F1(C6-C10)			114.8		%		70-130	15-NOV-17
WG2663341-1 MB								
Benzene			<0.0050		mg/kg		0.005	15-NOV-17
Toluene			<0.050		mg/kg		0.05	15-NOV-17
Ethylbenzene			<0.015		mg/kg		0.015	15-NOV-17
m+p-Xylene			<0.050		mg/kg		0.05	15-NOV-17
o-Xylene			<0.050		mg/kg		0.05	15-NOV-17
F1(C6-C10)			<10		mg/kg		10	15-NOV-17
Surrogate: 1,4-Difluorobenzene (SS)			91.8		%		70-130	15-NOV-17
Surrogate: 4-Bromofluorobenzene (SS)			89.3		%		70-130	15-NOV-17
Surrogate: 3,4-Dichlorotoluene (SS)			97.4		%		70-130	15-NOV-17
ETL-TEH-CCME-ED	**Soil**							
Batch R3892868								
WG2663227-2 LCS		**DIESEL/MOTOR OIL**						
F2 (C10-C16)			93.9		%		80-120	21-NOV-17
F3 (C16-C34)			109.9		%		48.3-133.4	21-NOV-17
F4 (C34-C50)			118.6		%		48.3-133.4	21-NOV-17
WG2663227-1 MB								
F2 (C10-C16)			<5.0		mg/kg		5	21-NOV-17
F3 (C16-C34)			<5.0		mg/kg		5	21-NOV-17
F4 (C34-C50)			<5.0		mg/kg		5	21-NOV-17
Surrogate: 2-Bromobenzotrifluoride			91.6		%		70-130	21-NOV-17
AG-WET-MS-ED	**Tissue**							
Batch R3916109								
WG2686307-4 DUP		**L2010879-1**						
Silver (Ag)-Total		<0.050	<0.050	RPD-NA	mg/kg wwt	N/A	45	19-DEC-17
WG2686307-2 LCS								
Silver (Ag)-Total			108.4		%		70-130	19-DEC-17
WG2686307-1 MB								

Quality Control Report

Test	Matrix	Reference	Result	Qualifier	Units	RPD	Limit	Analyzed
AG-WET-MS-ED	**Tissue**							
Batch R3916109								
WG2686307-1 MB								
Silver (Ag)-Total			<0.050		mg/kg wwt		0.05	19-DEC-17
HG-WET-CVAA-ED	**Tissue**							
Batch R3916896								
WG2686307-3 CRM		**DORM-4_FISH**						
Mercury (Hg)-Total			91.9		%		70-130	20-DEC-17
WG2686307-5 CRM		**DORM-4_FISH**						
Mercury (Hg)-Total			90.2		%		70-130	20-DEC-17
WG2686307-4 DUP		**L2010879-1**						
Mercury (Hg)-Total		0.0123	0.0113		mg/kg wwt	8.4	40	20-DEC-17
WG2686307-2 LCS								
Mercury (Hg)-Total			90.0		%		80-120	20-DEC-17
WG2686307-1 MB								
Mercury (Hg)-Total			<0.0020		mg/kg wwt		0.002	20-DEC-17
MEHG-WET-GCAF-VA	**Tissue**							
Batch R3911888								
WG2682619-2 CRM		**VA-NRC-DORM4**						
Methylmercury (as MeHg)			91.4		%		70-130	12-DEC-17
WG2682619-3 LCS								
Methylmercury (as MeHg)			96.5		%		70-130	12-DEC-17
WG2682619-1 MB								
Methylmercury (as MeHg)			<0.0010		mg/kg wwt		0.001	12-DEC-17
MET-WET-CCMS-ED	**Tissue**							
Batch R3916109								
WG2686307-3 CRM		**DORM-4_FISH**						
Aluminum (Al)-Total			100.7		%		70-130	19-DEC-17
Arsenic (As)-Total			95.2		%		70-130	19-DEC-17
Barium (Ba)-Total			97.3		%		70-130	19-DEC-17
Boron (B)-Total			101.8		%		70-130	19-DEC-17
Cadmium (Cd)-Total			97.5		%		70-130	19-DEC-17
Calcium (Ca)-Total			90.1		%		70-130	19-DEC-17
Chromium (Cr)-Total			97.3		%		70-130	19-DEC-17
Cobalt (Co)-Total			0.252		mg/kg wwt		0.17-0.33	19-DEC-17
Copper (Cu)-Total			93.6		%		70-130	19-DEC-17
Iron (Fe)-Total			96.0		%		70-130	19-DEC-17
Lithium (Li)-Total			1.25		mg/kg wwt		0.71-1.71	19-DEC-17

Quality Control Report

Test	Matrix	Reference	Result	Qualifier	Units	RPD	Limit	Analyzed
MET-WET-CCMS-ED	**Tissue**							
Batch R3916109								
WG2686307-3 CRM		**DORM-4_FISH**						
Magnesium (Mg)-Total			103.0		%		70-130	19-DEC-17
Manganese (Mn)-Total			91.6		%		70-130	19-DEC-17
Molybdenum (Mo)-Total			0.278		mg/kg wwt		0.19-0.39	19-DEC-17
Nickel (Ni)-Total			109.0		%		70-130	19-DEC-17
Phosphorus (P)-Total			99.0		%		70-130	19-DEC-17
Potassium (K)-Total			103.9		%		70-130	19-DEC-17
Selenium (Se)-Total			98.8		%		70-130	19-DEC-17
Sodium (Na)-Total			97.1		%		70-130	19-DEC-17
Strontium (Sr)-Total			87.4		%		70-130	19-DEC-17
Sulfur (S)-Total			103.3		%		70-130	19-DEC-17
Uranium (U)-Total			89.6		%		70-130	19-DEC-17
Vanadium (V)-Total			97.0		%		70-130	19-DEC-17
Zinc (Zn)-Total			97.6		%		70-130	19-DEC-17
COMMENTS: 2 identical CRM were digested in this batch. This one had an anomalous metal recovery. All other QC data, including the other CRM were acceptable except this outlier. Most client samples were <LOR for both these metals. We find this acceptable to report.								
WG2686307-5 CRM		**DORM-4_FISH**						
Aluminum (Al)-Total			97.4		%		70-130	19-DEC-17
Arsenic (As)-Total			91.9		%		70-130	19-DEC-17
Barium (Ba)-Total			95.4		%		70-130	19-DEC-17
Boron (B)-Total			99.6		%		70-130	19-DEC-17
Cadmium (Cd)-Total			91.0		%		70-130	19-DEC-17
Calcium (Ca)-Total			92.7		%		70-130	19-DEC-17
Chromium (Cr)-Total			98.6		%		70-130	19-DEC-17
Cobalt (Co)-Total			0.233		mg/kg wwt		0.17-0.33	19-DEC-17
Copper (Cu)-Total			91.5		%		70-130	19-DEC-17
Iron (Fe)-Total			96.0		%		70-130	19-DEC-17
Lead (Pb)-Total			102.1		%		70-130	19-DEC-17
Lithium (Li)-Total			1.38		mg/kg wwt		0.71-1.71	19-DEC-17
Magnesium (Mg)-Total			96.5		%		70-130	19-DEC-17
Manganese (Mn)-Total			102.5		%		70-130	19-DEC-17
Molybdenum (Mo)-Total			0.278		mg/kg wwt		0.19-0.39	19-DEC-17
Nickel (Ni)-Total			110.5		%		70-130	19-DEC-17
Phosphorus (P)-Total			96.4		%		70-130	19-DEC-17
Potassium (K)-Total			99.4		%		70-130	19-DEC-17
Selenium (Se)-Total			95.8		%		70-130	19-DEC-17

Quality Control Report

Workorder: L2010879 Report Date: 21-DEC-17

Test	Matrix	Reference	Result	Qualifier	Units	RPD	Limit	Analyzed
MET-WET-CCMS-ED	**Tissue**							
Batch R3916109								
WG2686307-5 CRM		**DORM-4_FISH**						
Sodium (Na)-Total			94.5		%		70-130	19-DEC-17
Strontium (Sr)-Total			88.0		%		70-130	19-DEC-17
Sulfur (S)-Total			102.6		%		70-130	19-DEC-17
Uranium (U)-Total			93.0		%		70-130	19-DEC-17
Vanadium (V)-Total			95.7		%		70-130	19-DEC-17
Zinc (Zn)-Total			93.8		%		70-130	19-DEC-17
COMMENTS: 2 identical CRM were digested in this batch. This one had an anomalous metal recovery. All other QC data, including the other CRM were acceptable except this outlier. Most client samples were <LOR for both these metals. We find this acceptable to report.								
WG2686307-4 DUP		**L2010879-1**						
Aluminum (Al)-Total		2.6	3.0		mg/kg wwt	14	40	19-DEC-17
Antimony (Sb)-Total		<0.010	<0.010	RPD-NA	mg/kg wwt	N/A	40	19-DEC-17
Arsenic (As)-Total		0.151	0.163		mg/kg wwt	7.9	40	19-DEC-17
Barium (Ba)-Total		7.50	8.17		mg/kg wwt	8.5	40	19-DEC-17
Beryllium (Be)-Total		<0.040	<0.040	RPD-NA	mg/kg wwt	N/A	40	19-DEC-17
Bismuth (Bi)-Total		<0.060	<0.060	RPD-NA	mg/kg wwt	N/A	40	19-DEC-17
Boron (B)-Total		<0.40	<0.40	RPD-NA	mg/kg wwt	N/A	40	19-DEC-17
Cadmium (Cd)-Total		<0.0060	<0.0060	RPD-NA	mg/kg wwt	N/A	40	19-DEC-17
Calcium (Ca)-Total		7540	8190		mg/kg wwt	8.2	60	19-DEC-17
Chromium (Cr)-Total		0.355	0.427		mg/kg wwt	18	40	19-DEC-17
Cobalt (Co)-Total		<0.020	<0.020	RPD-NA	mg/kg wwt	N/A	40	19-DEC-17
Copper (Cu)-Total		0.646	0.644		mg/kg wwt	0.3	40	19-DEC-17
Iron (Fe)-Total		207	236		mg/kg wwt	13	40	19-DEC-17
Lead (Pb)-Total		<0.0080	<0.0080	RPD-NA	mg/kg wwt	N/A	40	19-DEC-17
Lithium (Li)-Total		<0.10	<0.10	RPD-NA	mg/kg wwt	N/A	40	19-DEC-17
Magnesium (Mg)-Total		325	327		mg/kg wwt	0.6	40	19-DEC-17
Manganese (Mn)-Total		16.5	17.0		mg/kg wwt	3.2	40	19-DEC-17
Molybdenum (Mo)-Total		0.052	0.056		mg/kg wwt	6.9	40	19-DEC-17
Nickel (Ni)-Total		0.215	0.252		mg/kg wwt	16	40	19-DEC-17
Phosphorus (P)-Total		5780	5960		mg/kg wwt	3.0	40	19-DEC-17
Potassium (K)-Total		2560	2580		mg/kg wwt	0.8	40	19-DEC-17
Selenium (Se)-Total		0.144	0.143		mg/kg wwt	0.7	40	19-DEC-17
Sodium (Na)-Total		1130	1130		mg/kg wwt	0.3	40	19-DEC-17
Strontium (Sr)-Total		3.22	3.40		mg/kg wwt	5.4	60	19-DEC-17
Sulfur (S)-Total		1720	1590		mg/kg wwt	7.6	40	19-DEC-17
Thallium (Tl)-Total		<0.0060	<0.0060	RPD-NA	mg/kg wwt	N/A	40	19-DEC-17

Quality Control Report

Test	Matrix	Reference	Result	Qualifier	Units	RPD	Limit	Analyzed
MET-WET-CCMS-ED	**Tissue**							
Batch R3916109								
WG2686307-4 DUP		**L2010879-1**						
Titanium (Ti)-Total		0.13	0.13		mg/kg wwt	5.7	40	19-DEC-17
Tin (Sn)-Total		<0.020	<0.020	RPD-NA	mg/kg wwt	N/A	40	19-DEC-17
Uranium (U)-Total		<0.0020	<0.0020	RPD-NA	mg/kg wwt	N/A	40	19-DEC-17
Vanadium (V)-Total		0.022	0.026		mg/kg wwt	20	40	19-DEC-17
Zinc (Zn)-Total		26.9	26.9		mg/kg wwt	0.1	40	19-DEC-17
Zirconium (Zr)-Total		<1.0	<1.0	RPD-NA	mg/kg wwt	N/A	40	19-DEC-17
WG2686307-2 LCS								
Aluminum (Al)-Total			105.5		%		80-120	19-DEC-17
Antimony (Sb)-Total			101.1		%		80-120	19-DEC-17
Arsenic (As)-Total			98.6		%		80-120	19-DEC-17
Barium (Ba)-Total			99.98		%		80-120	19-DEC-17
Beryllium (Be)-Total			94.0		%		80-120	19-DEC-17
Bismuth (Bi)-Total			97.5		%		80-120	19-DEC-17
Boron (B)-Total			88.0		%		80-120	19-DEC-17
Cadmium (Cd)-Total			94.4		%		80-120	19-DEC-17
Calcium (Ca)-Total			91.7		%		80-120	19-DEC-17
Chromium (Cr)-Total			99.3		%		80-120	19-DEC-17
Cobalt (Co)-Total			99.1		%		80-120	19-DEC-17
Copper (Cu)-Total			97.7		%		80-120	19-DEC-17
Iron (Fe)-Total			97.7		%		80-120	19-DEC-17
Lead (Pb)-Total			90.5		%		80-120	19-DEC-17
Lithium (Li)-Total			83.4		%		80-120	19-DEC-17
Magnesium (Mg)-Total			105.4		%		80-120	19-DEC-17
Manganese (Mn)-Total			100.1		%		80-120	19-DEC-17
Molybdenum (Mo)-Total			95.8		%		80-120	19-DEC-17
Nickel (Ni)-Total			99.1		%		80-120	19-DEC-17
Phosphorus (P)-Total			105.4		%		80-120	19-DEC-17
Potassium (K)-Total			106.4		%		80-120	19-DEC-17
Selenium (Se)-Total			97.2		%		80-120	19-DEC-17
Sodium (Na)-Total			103.1		%		80-120	19-DEC-17
Strontium (Sr)-Total			96.8		%		80-120	19-DEC-17
Sulfur (S)-Total			101.5		%		80-120	19-DEC-17
Thallium (Tl)-Total			92.4		%		80-120	19-DEC-17
Titanium (Ti)-Total			97.9		%		80-120	19-DEC-17

Quality Control Report

Test	Matrix	Reference	Result	Qualifier	Units	RPD	Limit	Analyzed
MET-WET-CCMS-ED	**Tissue**							
Batch R3916109								
WG2686307-2 LCS								
Tin (Sn)-Total			97.5		%		80-120	19-DEC-17
Uranium (U)-Total			95.0		%		80-120	19-DEC-17
Vanadium (V)-Total			102.0		%		80-120	19-DEC-17
Zinc (Zn)-Total			93.1		%		80-120	19-DEC-17
Zirconium (Zr)-Total			94.8		%		80-120	19-DEC-17
WG2686307-1 MB								
Aluminum (Al)-Total			<2.0		mg/kg wwt		2	19-DEC-17
Antimony (Sb)-Total			<0.010		mg/kg wwt		0.01	19-DEC-17
Arsenic (As)-Total			<0.010		mg/kg wwt		0.01	19-DEC-17
Barium (Ba)-Total			<0.020		mg/kg wwt		0.02	19-DEC-17
Beryllium (Be)-Total			<0.040		mg/kg wwt		0.04	19-DEC-17
Bismuth (Bi)-Total			<0.060		mg/kg wwt		0.06	19-DEC-17
Boron (B)-Total			<0.40		mg/kg wwt		0.4	19-DEC-17
Cadmium (Cd)-Total			<0.0060		mg/kg wwt		0.006	19-DEC-17
Calcium (Ca)-Total			<2.0		mg/kg wwt		2	19-DEC-17
Chromium (Cr)-Total			<0.040		mg/kg wwt		0.04	19-DEC-17
Cobalt (Co)-Total			<0.020		mg/kg wwt		0.02	19-DEC-17
Copper (Cu)-Total			<0.040		mg/kg wwt		0.04	19-DEC-17
Iron (Fe)-Total			<1.0		mg/kg wwt		1	19-DEC-17
Lead (Pb)-Total			<0.0080		mg/kg wwt		0.008	19-DEC-17
Lithium (Li)-Total			<0.10		mg/kg wwt		0.1	19-DEC-17
Magnesium (Mg)-Total			<2.0		mg/kg wwt		2	19-DEC-17
Manganese (Mn)-Total			<0.020		mg/kg wwt		0.02	19-DEC-17
Molybdenum (Mo)-Total			<0.020		mg/kg wwt		0.02	19-DEC-17
Nickel (Ni)-Total			<0.040		mg/kg wwt		0.04	19-DEC-17
Phosphorus (P)-Total			<4.0		mg/kg wwt		4	19-DEC-17
Potassium (K)-Total			<4.0		mg/kg wwt		4	19-DEC-17
Selenium (Se)-Total			<0.040		mg/kg wwt		0.04	19-DEC-17
Sodium (Na)-Total			<4.0		mg/kg wwt		4	19-DEC-17
Strontium (Sr)-Total			<0.010		mg/kg wwt		0.01	19-DEC-17
Sulfur (S)-Total			<20		mg/kg wwt		20	19-DEC-17
Thallium (Tl)-Total			<0.0060		mg/kg wwt		0.006	19-DEC-17
Titanium (Ti)-Total			<0.10		mg/kg wwt		0.1	19-DEC-17
Tin (Sn)-Total			<0.020		mg/kg wwt		0.02	19-DEC-17

Quality Control Report

Test	Matrix	Reference	Result	Qualifier	Units	RPD	Limit	Analyzed
MET-WET-CCMS-ED	**Tissue**							
Batch R3916109								
WG2686307-1 MB								
Uranium (U)-Total			<0.0020		mg/kg wwt		0.002	19-DEC-17
Vanadium (V)-Total			<0.010		mg/kg wwt		0.01	19-DEC-17
Zinc (Zn)-Total			<0.20		mg/kg wwt		0.2	19-DEC-17
Zirconium (Zr)-Total			<1.0		mg/kg wwt		1	19-DEC-17
Batch R3916912								
WG2686307-3 CRM		**DORM-4_FISH**						
Lead (Pb)-Total			447.7	RM-H	%		70-130	20-DEC-17
Titanium (Ti)-Total			93.9		%		70-130	20-DEC-17
WG2686307-5 CRM		**DORM-4_FISH**						
Titanium (Ti)-Total			152.5	RM-H	%		70-130	20-DEC-17
PAH-TMB-GCMS-CL	**Tissue**							
Batch R3898145								
WG2674183-4 LCS								
Acenaphthene			82.0		%		50-150	29-NOV-17
Acenaphthylene			81.5		%		50-150	29-NOV-17
Anthracene			96.5		%		50-150	29-NOV-17
Fluoranthene			85.0		%		50-150	29-NOV-17
Fluorene			87.2		%		50-150	29-NOV-17
Naphthalene			76.4		%		50-150	29-NOV-17
Phenanthrene			91.2		%		50-150	29-NOV-17
Pyrene			90.0		%		50-150	29-NOV-17
Benz(a)anthracene			97.1		%		50-150	29-NOV-17
Benzo(b&j)fluoranthene			72.2		%		50-150	29-NOV-17
Benzo(k)fluoranthene			70.2		%		50-150	29-NOV-17
Benzo(g,h,i)perylene			83.0		%		50-150	29-NOV-17
Benzo(a)pyrene			69.3		%		50-150	29-NOV-17
Chrysene			81.9		%		50-150	29-NOV-17
Dibenz(a,h)anthracene			93.4		%		50-150	29-NOV-17
Indeno(1,2,3-c,d)pyrene			62.0		%		50-150	29-NOV-17
WG2674183-3 MB								
Acenaphthene			<0.010		mg/kg wwt		0.01	29-NOV-17
Acenaphthylene			<0.010		mg/kg wwt		0.01	29-NOV-17
Anthracene			<0.010		mg/kg wwt		0.01	29-NOV-17
Fluoranthene			<0.010		mg/kg wwt		0.01	29-NOV-17
Fluorene			<0.010		mg/kg wwt		0.01	29-NOV-17

Quality Control Report

Test	Matrix	Reference	Result	Qualifier	Units	RPD	Limit	Analyzed
PAH-TMB-GCMS-CL	**Tissue**							
Batch R3898145								
WG2674183-3 MB								
Naphthalene			<0.050		mg/kg wwt		0.05	29-NOV-17
Phenanthrene			0.013	MB-LOR	mg/kg wwt		0.01	29-NOV-17
Pyrene			<0.010		mg/kg wwt		0.01	29-NOV-17
Benz(a)anthracene			<0.010		mg/kg wwt		0.01	29-NOV-17
Benzo(b&j)fluoranthene			<0.010		mg/kg wwt		0.01	29-NOV-17
Benzo(k)fluoranthene			<0.010		mg/kg wwt		0.01	29-NOV-17
Benzo(g,h,i)perylene			<0.010		mg/kg wwt		0.01	29-NOV-17
Benzo(a)pyrene			<0.010		mg/kg wwt		0.01	29-NOV-17
Chrysene			<0.010		mg/kg wwt		0.01	29-NOV-17
Dibenz(a,h)anthracene			<0.010		mg/kg wwt		0.01	29-NOV-17
Indeno(1,2,3-c,d)pyrene			<0.010		mg/kg wwt		0.01	29-NOV-17
Surrogate: d10-Acenaphthene			73.7		%		50-150	29-NOV-17
Surrogate: d10-Phenanthrene			77.0		%		50-150	29-NOV-17
Surrogate: d12-Chrysene			73.7		%		50-150	29-NOV-17
PREP-MOISTURE-ED	**Tissue**							
Batch R3884890								
WG2663082-2 LCS								
% Moisture			99.4		%		90-110	14-NOV-17
WG2663082-1 MB								
% Moisture			<0.50		%		0.5	14-NOV-17

Quality Control Report

Legend:

Limit	ALS Control Limit (Data Quality Objectives)
DUP	Duplicate
RPD	Relative Percent Difference
N/A	Not Available
LCS	Laboratory Control Sample
SRM	Standard Reference Material
MS	Matrix Spike
MSD	Matrix Spike Duplicate
ADE	Average Desorption Efficiency
MB	Method Blank
IRM	Internal Reference Material
CRM	Certified Reference Material
CCV	Continuing Calibration Verification
CVS	Calibration Verification Standard
LCSD	Laboratory Control Sample Duplicate

Sample Parameter Qualifier Definitions:

Qualifier	Description
MB-LOR	Method Blank exceeds ALS DQO. Limits of Reporting have been adjusted for samples with positive hits below 5x blank level.
RM-H	Reference Material recovery was above ALS DQO. Non-detected sample results are considered reliable. Other results, if reported, have been qualified.
RPD-NA	Relative Percent Difference Not Available due to result(s) being less than detection limit.

Quality Control Report

Hold Time Exceedances:

ALS Product Description	Sample ID	Sampling Date	Date Processed	Rec. HT	Actual HT	Units	Qualifier
Volatile Organic Compounds							
BTEX and F1 (C6-C10)							
	1	18-OCT-17 15:50	15-NOV-17 13:00	7	28	days	EHT
Hydrocarbons							
CCME Total Extractable Hydrocarbons							
	1	18-OCT-17 15:50	14-NOV-17	14	26	days	EHT

Legend & Qualifier Definitions:

EHTR-FM:	Exceeded ALS recommended hold time prior to sample receipt. Field Measurement recommended.
EHTR:	Exceeded ALS recommended hold time prior to sample receipt.
EHTL:	Exceeded ALS recommended hold time prior to analysis. Sample was received less than 24 hours prior to expiry.
EHT:	Exceeded ALS recommended hold time prior to analysis.
Rec. HT:	ALS recommended hold time (see units).

Notes*:
Where actual sampling date is not provided to ALS, the date (& time) of receipt is used for calculation purposes.
Where actual sampling time is not provided to ALS, the earlier of 12 noon on the sampling date or the time (& date) of receipt is used for calculation purposes. Samples for L2010879 were received on 20-OCT-17 15:43.

ALS recommended hold times may vary by province. They are assigned to meet known provincial and/or federal government requirements. In the absence of regulatory hold times, ALS establishes recommendations based on guidelines published by the US EPA, APHA Standard Methods, or Environment Canada (where available). For more information, please contact ALS.

The ALS Quality Control Report is provided to ALS clients upon request. ALS includes comprehensive QC checks with every analysis to ensure our high standards of quality are met. Each QC result has a known or expected target value, which is compared against pre-determined data quality objectives to provide confidence in the accuracy of associated test results.

Please note that this report may contain QC results from anonymous Sample Duplicates and Matrix Spikes that do not originate from this Work Order.

10- 258085

ALS Environmental

Chain of Custody / Analytical Request Form
Canada Toll Free: 1 800 668 9878
www.alsglobal.com

Page 1 of 1

Report To		**Report Format / Distribution**		**Service Request:** (Rush subject to availability - Contact ALS to confirm TAT)
Company:	Amec Foster Wheeler	Standard: Email	Other (specify):	X Regular (Standard Turnaround Times - Business Days)
Contact:	Michael Kovacs	Select: PDF	Excel Digital Fax	Priority (2-4 Business Days)-50% surcharge - Contact ALS to confirm TAT
Address:	140 Quarry Park Blvd SE Calgary AB	Email 1:	michael.kovacs@amecfw.com	Emergency (1-2 Business Days)-100% Surcharge - Contact ALS to confirm TAT
		Email 2:	ryan.foulter@amecfw.com	Same Day or Weekend Emergency - Contact ALS to confirm TAT
Phone:	403 387 1983 Fax:			
Invoice To	Same as Report ? (circle) Yes or (No) (if No, provide details)	**Client / Project Information**		**Analysis Request** (Indicate Filtered or Preserved, F/P)
	Copy of Invoice with Report? (circle) (Yes) or No	Job #:	CE04683.0050	
Company:	Amec Foster Wheeler	PO / AFE:		
Contact:	Ryan Foulter	LSD:		
Address:	140 Quarry Park Blvd SE Calgary AB			
Phone:	403 387 1626 Fax:	Quote #:		
Lab Work Order # (lab use only)		**ALS Contact:**	**Sampler:** MK / DJ	

Sample #	Sample Identification (This description will appear on the report)	Date (dd-mmm-yy)	Time (hh:mm)	Sample Type	PAH-TMB-GCMS-CL	BTX-TVH, THF-CCME-ED	HG-MEHG-WET-CVAAFS	CCMS-ED-MET-WET	HG-WET-CVAAFS-ED	AG-WET-MS-ED	PREP-MOISTURE-F/P						Number of Containers
	UNL-01	18-OCT-17	3:50pm	Tissue	X	X	X	X	X	X	X						1

L2010879-COFC

Special Instructions / Regulation with water or land use (CCME- Freshwater Aquatic Life/BC CSR-Commercial/AB Tier 1-Natural/ETC) / Hazardous Details

Sample is Composite whole fish

Failure to complete all portions of this form may delay analysis. Please fill in this form LEGIBLY.

By the use of this form the user acknowledges and agrees with the Terms and Conditions as specified on the back page of the white - report copy.

SHIPMENT RELEASE (client use)			SHIPMENT RECEPTION (lab use only)				SHIPMENT VERIFICATION (lab use only)			
Released by:	Date:	Time:	Received by:	Date:	Time:	Temperature:	Verified by:	Date:	Time:	Observations: Yes / No ? If Yes add SIF
MK	Oct 20, 2017		LN	Oct 20	1415	-0.4 °C				

AMEC Foster Wheeler
ATTN: Heather Currie
140 QUARRY PARK BLVD SE
CALGARY AB T2C 3G3

Date Received: 15-SEP-16
Report Date: 21-OCT-16 16:08 (MT)
Version: FINAL

Client Phone: 403-836-7271

Certificate of Analysis

Lab Work Order #: L1829247

Project P.O. #: NOT SUBMITTED
Job Reference: CE04683.0050
C of C Numbers: 14-410461
Legal Site Desc:

Taryn Williams, B.Sc.
Account Manager

[This report shall not be reproduced except in full without the written authority of the Laboratory.]

ALS ENVIRONMENTAL ANALYTICAL REPORT

Sample Details/Parameters	Result	Qualifier*	D.L.	Units	Extracted	Analyzed	Batch
L1829247-1 NRPK-1-METALS							
Sampled By: CLIENT on 09-SEP-16							
Matrix: TISSUE							
Miscellaneous Parameters							
Mercury (Hg)-Total	0.366	DLHC	0.010	mg/kg wwt	04-OCT-16	05-OCT-16	R3564717
Methyl Mercury	0.317		0.010	mg/kg wwt		16-OCT-16	R3572734
Silver (Ag)-Total	<0.050		0.050	mg/kg wwt	04-OCT-16	17-OCT-16	R3572973
Metals in Tissue by CRC-ICPMS wet weight							
Aluminum (Al)-Total	<2.0		2.0	mg/kg wwt	04-OCT-16	17-OCT-16	R3572973
Antimony (Sb)-Total	<0.010		0.010	mg/kg wwt	04-OCT-16	17-OCT-16	R3572973
Arsenic (As)-Total	<0.010		0.010	mg/kg wwt	04-OCT-16	17-OCT-16	R3572973
Barium (Ba)-Total	0.691		0.020	mg/kg wwt	04-OCT-16	17-OCT-16	R3572973
Beryllium (Be)-Total	<0.040		0.040	mg/kg wwt	04-OCT-16	17-OCT-16	R3572973
Bismuth (Bi)-Total	<0.060		0.060	mg/kg wwt	04-OCT-16	17-OCT-16	R3572973
Boron (B)-Total	<0.40		0.40	mg/kg wwt	04-OCT-16	17-OCT-16	R3572973
Cadmium (Cd)-Total	<0.0060		0.0060	mg/kg wwt	04-OCT-16	17-OCT-16	R3572973
Calcium (Ca)-Total	373		2.0	mg/kg wwt	04-OCT-16	17-OCT-16	R3572973
Chromium (Cr)-Total	0.117		0.040	mg/kg wwt	04-OCT-16	17-OCT-16	R3572973
Cobalt (Co)-Total	<0.020		0.020	mg/kg wwt	04-OCT-16	17-OCT-16	R3572973
Copper (Cu)-Total	0.134		0.040	mg/kg wwt	04-OCT-16	17-OCT-16	R3572973
Iron (Fe)-Total	3.9		1.0	mg/kg wwt	04-OCT-16	17-OCT-16	R3572973
Lead (Pb)-Total	<0.0080		0.0080	mg/kg wwt	04-OCT-16	17-OCT-16	R3572973
Lithium (Li)-Total	<0.10		0.10	mg/kg wwt	04-OCT-16	17-OCT-16	R3572973
Magnesium (Mg)-Total	258		2.0	mg/kg wwt	04-OCT-16	17-OCT-16	R3572973
Manganese (Mn)-Total	0.407		0.020	mg/kg wwt	04-OCT-16	17-OCT-16	R3572973
Molybdenum (Mo)-Total	<0.020		0.020	mg/kg wwt	04-OCT-16	17-OCT-16	R3572973
Nickel (Ni)-Total	0.070		0.040	mg/kg wwt	04-OCT-16	17-OCT-16	R3572973
Phosphorus (P)-Total	1960		4.0	mg/kg wwt	04-OCT-16	17-OCT-16	R3572973
Potassium (K)-Total	2930		4.0	mg/kg wwt	04-OCT-16	17-OCT-16	R3572973
Selenium (Se)-Total	0.081		0.040	mg/kg wwt	04-OCT-16	17-OCT-16	R3572973
Sodium (Na)-Total	167		4.0	mg/kg wwt	04-OCT-16	17-OCT-16	R3572973
Strontium (Sr)-Total	0.196		0.010	mg/kg wwt	04-OCT-16	17-OCT-16	R3572973
Sulfur (S)-Total	1480		20	mg/kg wwt	04-OCT-16	17-OCT-16	R3572973
Thallium (Tl)-Total	<0.0060		0.0060	mg/kg wwt	04-OCT-16	17-OCT-16	R3572973
Titanium (Ti)-Total	<0.10		0.10	mg/kg wwt	04-OCT-16	17-OCT-16	R3572973
Tin (Sn)-Total	<0.020		0.020	mg/kg wwt	04-OCT-16	17-OCT-16	R3572973
Uranium (U)-Total	<0.0020		0.0020	mg/kg wwt	04-OCT-16	17-OCT-16	R3572973
Vanadium (V)-Total	<0.010		0.010	mg/kg wwt	04-OCT-16	17-OCT-16	R3572973
Zinc (Zn)-Total	3.95		0.20	mg/kg wwt	04-OCT-16	17-OCT-16	R3572973
Zirconium (Zr)-Total	<1.0		1.0	mg/kg wwt	04-OCT-16	17-OCT-16	R3572973
L1829247-2 NRPK-1-ORGANICS							
Sampled By: CLIENT on 09-SEP-16							
Matrix: TISSUE							
CCME BTEX,F1-F4 (Silica gel cleanup)							
BTEX and F1 (C6-C10)							
Benzene	<0.0050		0.0050	mg/kg wwt	29-SEP-16	03-OCT-16	R3557508
Toluene	<0.050		0.050	mg/kg wwt	29-SEP-16	03-OCT-16	R3557508
Ethylbenzene	<0.015		0.015	mg/kg wwt	29-SEP-16	03-OCT-16	R3557508
o-Xylene	<0.050		0.050	mg/kg wwt	29-SEP-16	03-OCT-16	R3557508
m+p-Xylene	<0.050		0.050	mg/kg wwt	29-SEP-16	03-OCT-16	R3557508
Xylenes	<0.10		0.10	mg/kg wwt	29-SEP-16	03-OCT-16	R3557508
Surrogate: 1,4-Difluorobenzene (SS)	73.0		70-130	%	29-SEP-16	03-OCT-16	R3557508
Surrogate: 4-Bromofluorobenzene (SS)	n/a	SMI	-	%	29-SEP-16	03-OCT-16	R3557508
Surrogate: 3,4-Dichlorotoluene (SS)	72.0		70-130	%	29-SEP-16	03-OCT-16	R3557508
CCME Total Extractable Hydrocarbons							

* Refer to Referenced Information for Qualifiers (if any) and Methodology.

ALS ENVIRONMENTAL ANALYTICAL REPORT

Sample Details/Parameters	Result	Qualifier*	D.L.	Units	Extracted	Analyzed	Batch
L1829247-2 NRPK-1-ORGANICS							
Sampled By: CLIENT on 09-SEP-16							
Matrix: TISSUE							
CCME Total Extractable Hydrocarbons							
Surrogate: 2-Bromobenzotrifluoride	NOT REPORTABLE	SOL:PP	70-130	%	04-OCT-16	04-OCT-16	R3564704
Prep/Analysis Dates					04-OCT-16	04-OCT-16	R3564704
Note: results are post-SGC-clean-up due to high content of naturally occurring organics							
CCME Total Hydrocarbons							
F1 (C6-C10)	<10		10	mg/kg		13-OCT-16	
F1-BTEX	<10		10	mg/kg		13-OCT-16	
F2 (C10-C16)	<20		20	mg/kg		13-OCT-16	
F2-Naphth	<20		20	mg/kg		13-OCT-16	
F3 (C16-C34)	<20		20	mg/kg		13-OCT-16	
F3-PAH	<20		20	mg/kg		13-OCT-16	
F4 (C34-C50)	<20		20	mg/kg		13-OCT-16	
Total Hydrocarbons (C6-C50)	<20		20	mg/kg		13-OCT-16	
Chromatogram to baseline at nC50	YES					13-OCT-16	
Miscellaneous Parameters							
% Moisture	83.9		0.50	%		29-SEP-16	R3560333
PAH List - Tissue							
Acenaphthene	<0.010		0.010	mg/kg wwt	11-OCT-16	12-OCT-16	R3570027
Acenaphthylene	<0.010		0.010	mg/kg wwt	11-OCT-16	12-OCT-16	R3570027
Anthracene	<0.010		0.010	mg/kg wwt	11-OCT-16	12-OCT-16	R3570027
Fluoranthene	<0.010		0.010	mg/kg wwt	11-OCT-16	12-OCT-16	R3570027
Fluorene	<0.010		0.010	mg/kg wwt	11-OCT-16	12-OCT-16	R3570027
Naphthalene	<0.050		0.050	mg/kg wwt	11-OCT-16	12-OCT-16	R3570027
Phenanthrene	<0.010		0.010	mg/kg wwt	11-OCT-16	12-OCT-16	R3570027
Pyrene	<0.010		0.010	mg/kg wwt	11-OCT-16	12-OCT-16	R3570027
Benz(a)anthracene	<0.010		0.010	mg/kg wwt	11-OCT-16	12-OCT-16	R3570027
Benzo(b&j)fluoranthene	<0.010		0.010	mg/kg wwt	11-OCT-16	12-OCT-16	R3570027
Benzo(k)fluoranthene	<0.010		0.010	mg/kg wwt	11-OCT-16	12-OCT-16	R3570027
Benzo(g,h,i)perylene	<0.010		0.010	mg/kg wwt	11-OCT-16	12-OCT-16	R3570027
Benzo(a)pyrene	<0.010		0.010	mg/kg wwt	11-OCT-16	12-OCT-16	R3570027
Chrysene	<0.010		0.010	mg/kg wwt	11-OCT-16	12-OCT-16	R3570027
Dibenz(a,h)anthracene	<0.010		0.010	mg/kg wwt	11-OCT-16	12-OCT-16	R3570027
Indeno(1,2,3-c,d)pyrene	<0.010		0.010	mg/kg wwt	11-OCT-16	12-OCT-16	R3570027
Surrogate: d10-Acenaphthene	104.6		50-150	%	11-OCT-16	12-OCT-16	R3570027
Surrogate: d10-Phenanthrene	109.3		50-150	%	11-OCT-16	12-OCT-16	R3570027
Surrogate: d12-Chrysene	110.4		50-150	%	11-OCT-16	12-OCT-16	R3570027
L1829247-3 NRPK-2-METALS							
Sampled By: CLIENT on 09-SEP-16							
Matrix: TISSUE							
Miscellaneous Parameters							
Mercury (Hg)-Total	0.185		0.0020	mg/kg wwt	04-OCT-16	05-OCT-16	R3564717
Methyl Mercury	0.173		0.010	mg/kg wwt		16-OCT-16	R3572734
Silver (Ag)-Total	<0.050		0.050	mg/kg wwt	04-OCT-16	17-OCT-16	R3572973
Metals in Tissue by CRC-ICPMS wet weight							
Aluminum (Al)-Total	<2.0		2.0	mg/kg wwt	04-OCT-16	17-OCT-16	R3572973
Antimony (Sb)-Total	<0.010		0.010	mg/kg wwt	04-OCT-16	17-OCT-16	R3572973
Arsenic (As)-Total	0.020		0.010	mg/kg wwt	04-OCT-16	17-OCT-16	R3572973
Barium (Ba)-Total	1.02		0.020	mg/kg wwt	04-OCT-16	17-OCT-16	R3572973
Beryllium (Be)-Total	<0.040		0.040	mg/kg wwt	04-OCT-16	17-OCT-16	R3572973
Bismuth (Bi)-Total	<0.060		0.060	mg/kg wwt	04-OCT-16	17-OCT-16	R3572973

* Refer to Referenced Information for Qualifiers (if any) and Methodology.

ALS ENVIRONMENTAL ANALYTICAL REPORT

Sample Details/Parameters	Result	Qualifier*	D.L.	Units	Extracted	Analyzed	Batch
L1829247-3 NRPK-2-METALS							
Sampled By: CLIENT on 09-SEP-16							
Matrix: TISSUE							
Metals in Tissue by CRC-ICPMS wet weight							
Boron (B)-Total	<0.40		0.40	mg/kg wwt	04-OCT-16	17-OCT-16	R3572973
Cadmium (Cd)-Total	<0.0060		0.0060	mg/kg wwt	04-OCT-16	17-OCT-16	R3572973
Calcium (Ca)-Total	635		2.0	mg/kg wwt	04-OCT-16	17-OCT-16	R3572973
Chromium (Cr)-Total	0.164		0.040	mg/kg wwt	04-OCT-16	17-OCT-16	R3572973
Cobalt (Co)-Total	<0.020		0.020	mg/kg wwt	04-OCT-16	17-OCT-16	R3572973
Copper (Cu)-Total	0.122		0.040	mg/kg wwt	04-OCT-16	17-OCT-16	R3572973
Iron (Fe)-Total	3.8		1.0	mg/kg wwt	04-OCT-16	17-OCT-16	R3572973
Lead (Pb)-Total	<0.0080		0.0080	mg/kg wwt	04-OCT-16	17-OCT-16	R3572973
Lithium (Li)-Total	<0.10		0.10	mg/kg wwt	04-OCT-16	17-OCT-16	R3572973
Magnesium (Mg)-Total	319		2.0	mg/kg wwt	04-OCT-16	17-OCT-16	R3572973
Manganese (Mn)-Total	0.463		0.020	mg/kg wwt	04-OCT-16	17-OCT-16	R3572973
Molybdenum (Mo)-Total	<0.020		0.020	mg/kg wwt	04-OCT-16	17-OCT-16	R3572973
Nickel (Ni)-Total	0.105		0.040	mg/kg wwt	04-OCT-16	17-OCT-16	R3572973
Phosphorus (P)-Total	2390		4.0	mg/kg wwt	04-OCT-16	17-OCT-16	R3572973
Potassium (K)-Total	3740		4.0	mg/kg wwt	04-OCT-16	17-OCT-16	R3572973
Selenium (Se)-Total	0.106		0.040	mg/kg wwt	04-OCT-16	17-OCT-16	R3572973
Sodium (Na)-Total	273		4.0	mg/kg wwt	04-OCT-16	17-OCT-16	R3572973
Strontium (Sr)-Total	0.345		0.010	mg/kg wwt	04-OCT-16	17-OCT-16	R3572973
Sulfur (S)-Total	1860		20	mg/kg wwt	04-OCT-16	17-OCT-16	R3572973
Thallium (Tl)-Total	<0.0060		0.0060	mg/kg wwt	04-OCT-16	17-OCT-16	R3572973
Titanium (Ti)-Total	<0.10		0.10	mg/kg wwt	04-OCT-16	17-OCT-16	R3572973
Tin (Sn)-Total	<0.020		0.020	mg/kg wwt	04-OCT-16	17-OCT-16	R3572973
Uranium (U)-Total	<0.0020		0.0020	mg/kg wwt	04-OCT-16	17-OCT-16	R3572973
Vanadium (V)-Total	<0.010		0.010	mg/kg wwt	04-OCT-16	17-OCT-16	R3572973
Zinc (Zn)-Total	3.91		0.20	mg/kg wwt	04-OCT-16	17-OCT-16	R3572973
Zirconium (Zr)-Total	<1.0		1.0	mg/kg wwt	04-OCT-16	17-OCT-16	R3572973
L1829247-4 NRPK-2-ORGANICS							
Sampled By: CLIENT on 09-SEP-16							
Matrix: TISSUE							
CCME BTEX,F1-F4 (Silica gel cleanup)							
BTEX and F1 (C6-C10)							
Benzene	<0.005		0.0050	mg/kg wwt	29-SEP-16	03-OCT-16	R3557508
Toluene	<0.05		0.050	mg/kg wwt	29-SEP-16	03-OCT-16	R3557508
Ethylbenzene	<0.015		0.015	mg/kg wwt	29-SEP-16	03-OCT-16	R3557508
o-Xylene	<0.050		0.050	mg/kg wwt	29-SEP-16	03-OCT-16	R3557508
m+p-Xylene	<0.050		0.050	mg/kg wwt	29-SEP-16	03-OCT-16	R3557508
Xylenes	<0.10		0.10	mg/kg wwt	29-SEP-16	03-OCT-16	R3557508
Surrogate: 1,4-Difluorobenzene (SS)	74.0		70-130	%	29-SEP-16	03-OCT-16	R3557508
Surrogate: 4-Bromofluorobenzene (SS)	81.0		70-130	%	29-SEP-16	03-OCT-16	R3557508
Surrogate: 3,4-Dichlorotoluene (SS)	n/a	SMI	-	%	29-SEP-16	03-OCT-16	R3557508
CCME Total Extractable Hydrocarbons							
Surrogate: 2-Bromobenzotrifluoride	88.5		70-130	%	04-OCT-16	04-OCT-16	R3564704
Prep/Analysis Dates					04-OCT-16	04-OCT-16	R3564704
Note: results are post-SGC-clean-up due to high content of naturally occurring organics							
CCME Total Hydrocarbons							
F1 (C6-C10)	<10		10	mg/kg		13-OCT-16	
F1-BTEX	<10		10	mg/kg		13-OCT-16	
F2 (C10-C16)	<20		20	mg/kg		13-OCT-16	
F2-Naphth	<20		20	mg/kg		13-OCT-16	
F3 (C16-C34)	<20		20	mg/kg		13-OCT-16	

* Refer to Referenced Information for Qualifiers (if any) and Methodology.

ALS ENVIRONMENTAL ANALYTICAL REPORT

Sample Details/Parameters	Result	Qualifier*	D.L.	Units	Extracted	Analyzed	Batch
L1829247-4 NRPK-2-ORGANICS							
Sampled By: CLIENT on 09-SEP-16							
Matrix: TISSUE							
CCME Total Hydrocarbons							
F3-PAH	<20		20	mg/kg		13-OCT-16	
F4 (C34-C50)	<20		20	mg/kg		13-OCT-16	
Total Hydrocarbons (C6-C50)	<20		20	mg/kg		13-OCT-16	
Chromatogram to baseline at nC50	YES					13-OCT-16	
Miscellaneous Parameters							
% Moisture	80.0		0.50	%		29-SEP-16	R3560333
PAH List - Tissue							
Acenaphthene	<0.010		0.010	mg/kg wwt	11-OCT-16	12-OCT-16	R3570027
Acenaphthylene	<0.010		0.010	mg/kg wwt	11-OCT-16	12-OCT-16	R3570027
Anthracene	<0.010		0.010	mg/kg wwt	11-OCT-16	12-OCT-16	R3570027
Fluoranthene	<0.010		0.010	mg/kg wwt	11-OCT-16	12-OCT-16	R3570027
Fluorene	<0.010		0.010	mg/kg wwt	11-OCT-16	12-OCT-16	R3570027
Naphthalene	<0.050		0.050	mg/kg wwt	11-OCT-16	12-OCT-16	R3570027
Phenanthrene	<0.010		0.010	mg/kg wwt	11-OCT-16	12-OCT-16	R3570027
Pyrene	<0.010		0.010	mg/kg wwt	11-OCT-16	12-OCT-16	R3570027
Benz(a)anthracene	<0.010		0.010	mg/kg wwt	11-OCT-16	12-OCT-16	R3570027
Benzo(b&j)fluoranthene	<0.010		0.010	mg/kg wwt	11-OCT-16	12-OCT-16	R3570027
Benzo(k)fluoranthene	<0.010		0.010	mg/kg wwt	11-OCT-16	12-OCT-16	R3570027
Benzo(g,h,i)perylene	<0.010		0.010	mg/kg wwt	11-OCT-16	12-OCT-16	R3570027
Benzo(a)pyrene	<0.010		0.010	mg/kg wwt	11-OCT-16	12-OCT-16	R3570027
Chrysene	<0.010		0.010	mg/kg wwt	11-OCT-16	12-OCT-16	R3570027
Dibenz(a,h)anthracene	<0.010		0.010	mg/kg wwt	11-OCT-16	12-OCT-16	R3570027
Indeno(1,2,3-c,d)pyrene	<0.010		0.010	mg/kg wwt	11-OCT-16	12-OCT-16	R3570027
Surrogate: d10-Acenaphthene	105.1		50-150	%	11-OCT-16	12-OCT-16	R3570027
Surrogate: d10-Phenanthrene	110.5		50-150	%	11-OCT-16	12-OCT-16	R3570027
Surrogate: d12-Chrysene	110.4		50-150	%	11-OCT-16	12-OCT-16	R3570027
L1829247-5 NRPK-3-METALS							
Sampled By: CLIENT on 09-SEP-16							
Matrix: TISSUE							
Miscellaneous Parameters							
Mercury (Hg)-Total	0.168		0.0020	mg/kg wwt	04-OCT-16	05-OCT-16	R3564717
Methyl Mercury	0.151		0.010	mg/kg wwt		16-OCT-16	R3572734
Silver (Ag)-Total	<0.050		0.050	mg/kg wwt	04-OCT-16	17-OCT-16	R3572973
Metals in Tissue by CRC-ICPMS wet weight							
Aluminum (Al)-Total	<2.0		2.0	mg/kg wwt	04-OCT-16	17-OCT-16	R3572973
Antimony (Sb)-Total	<0.010		0.010	mg/kg wwt	04-OCT-16	17-OCT-16	R3572973
Arsenic (As)-Total	0.018		0.010	mg/kg wwt	04-OCT-16	17-OCT-16	R3572973
Barium (Ba)-Total	0.832		0.020	mg/kg wwt	04-OCT-16	17-OCT-16	R3572973
Beryllium (Be)-Total	<0.040		0.040	mg/kg wwt	04-OCT-16	17-OCT-16	R3572973
Bismuth (Bi)-Total	<0.060		0.060	mg/kg wwt	04-OCT-16	17-OCT-16	R3572973
Boron (B)-Total	<0.40		0.40	mg/kg wwt	04-OCT-16	17-OCT-16	R3572973
Cadmium (Cd)-Total	<0.0060		0.0060	mg/kg wwt	04-OCT-16	17-OCT-16	R3572973
Calcium (Ca)-Total	487		2.0	mg/kg wwt	04-OCT-16	17-OCT-16	R3572973
Chromium (Cr)-Total	0.080		0.040	mg/kg wwt	04-OCT-16	17-OCT-16	R3572973
Cobalt (Co)-Total	<0.020		0.020	mg/kg wwt	04-OCT-16	17-OCT-16	R3572973
Copper (Cu)-Total	0.122		0.040	mg/kg wwt	04-OCT-16	17-OCT-16	R3572973
Iron (Fe)-Total	2.5		1.0	mg/kg wwt	04-OCT-16	17-OCT-16	R3572973
Lead (Pb)-Total	<0.0080		0.0080	mg/kg wwt	04-OCT-16	17-OCT-16	R3572973
Lithium (Li)-Total	<0.10		0.10	mg/kg wwt	04-OCT-16	17-OCT-16	R3572973
Magnesium (Mg)-Total	343		2.0	mg/kg wwt	04-OCT-16	17-OCT-16	R3572973
Manganese (Mn)-Total	0.649		0.020	mg/kg wwt	04-OCT-16	17-OCT-16	R3572973

* Refer to Referenced Information for Qualifiers (if any) and Methodology.

ALS ENVIRONMENTAL ANALYTICAL REPORT

Sample Details/Parameters	Result	Qualifier*	D.L.	Units	Extracted	Analyzed	Batch
L1829247-5 NRPK-3-METALS							
Sampled By: CLIENT on 09-SEP-16							
Matrix: TISSUE							
Metals in Tissue by CRC-ICPMS wet weight							
Molybdenum (Mo)-Total	<0.020		0.020	mg/kg wwt	04-OCT-16	17-OCT-16	R3572973
Nickel (Ni)-Total	0.051		0.040	mg/kg wwt	04-OCT-16	17-OCT-16	R3572973
Phosphorus (P)-Total	2300		4.0	mg/kg wwt	04-OCT-16	17-OCT-16	R3572973
Potassium (K)-Total	3620		4.0	mg/kg wwt	04-OCT-16	17-OCT-16	R3572973
Selenium (Se)-Total	0.095		0.040	mg/kg wwt	04-OCT-16	17-OCT-16	R3572973
Sodium (Na)-Total	218		4.0	mg/kg wwt	04-OCT-16	17-OCT-16	R3572973
Strontium (Sr)-Total	0.268		0.010	mg/kg wwt	04-OCT-16	17-OCT-16	R3572973
Sulfur (S)-Total	1810		20	mg/kg wwt	04-OCT-16	17-OCT-16	R3572973
Thallium (Tl)-Total	<0.0060		0.0060	mg/kg wwt	04-OCT-16	17-OCT-16	R3572973
Titanium (Ti)-Total	<0.10		0.10	mg/kg wwt	04-OCT-16	17-OCT-16	R3572973
Tin (Sn)-Total	<0.020		0.020	mg/kg wwt	04-OCT-16	17-OCT-16	R3572973
Uranium (U)-Total	<0.0020		0.0020	mg/kg wwt	04-OCT-16	17-OCT-16	R3572973
Vanadium (V)-Total	<0.010		0.010	mg/kg wwt	04-OCT-16	17-OCT-16	R3572973
Zinc (Zn)-Total	3.61		0.20	mg/kg wwt	04-OCT-16	17-OCT-16	R3572973
Zirconium (Zr)-Total	<1.0		1.0	mg/kg wwt	04-OCT-16	17-OCT-16	R3572973
L1829247-6 NRPK-3-ORGANICS							
Sampled By: CLIENT on 09-SEP-16							
Matrix: TISSUE							
CCME BTEX,F1-F4 (Silica gel cleanup)							
BTEX and F1 (C6-C10)							
Benzene	<0.005		0.0050	mg/kg wwt	29-SEP-16	03-OCT-16	R3557508
Toluene	<0.05		0.050	mg/kg wwt	29-SEP-16	03-OCT-16	R3557508
Ethylbenzene	<0.015		0.015	mg/kg wwt	29-SEP-16	03-OCT-16	R3557508
o-Xylene	<0.050		0.050	mg/kg wwt	29-SEP-16	03-OCT-16	R3557508
m+p-Xylene	<0.050		0.050	mg/kg wwt	29-SEP-16	03-OCT-16	R3557508
Xylenes	<0.10		0.10	mg/kg wwt	29-SEP-16	03-OCT-16	R3557508
Surrogate: 1,4-Difluorobenzene (SS)	81.0		70-130	%	29-SEP-16	03-OCT-16	R3557508
Surrogate: 4-Bromofluorobenzene (SS)	74.0		70-130	%	29-SEP-16	03-OCT-16	R3557508
Surrogate: 3,4-Dichlorotoluene (SS)	74.0		70-130	%	29-SEP-16	03-OCT-16	R3557508
CCME Total Extractable Hydrocarbons							
Surrogate: 2-Bromobenzotrifluoride	93.4		70-130	%	04-OCT-16	04-OCT-16	R3564704
Prep/Analysis Dates					04-OCT-16	04-OCT-16	R3564704
Note: results are post-SGC-clean-up due to high content of naturally occurring organics							
CCME Total Hydrocarbons							
F1 (C6-C10)	<10		10	mg/kg		13-OCT-16	
F1-BTEX	<10		10	mg/kg		13-OCT-16	
F2 (C10-C16)	<20		20	mg/kg		13-OCT-16	
F2-Naphth	<20		20	mg/kg		13-OCT-16	
F3 (C16-C34)	<20		20	mg/kg		13-OCT-16	
F3-PAH	<20		20	mg/kg		13-OCT-16	
F4 (C34-C50)	<20		20	mg/kg		13-OCT-16	
Total Hydrocarbons (C6-C50)	<20		20	mg/kg		13-OCT-16	
Chromatogram to baseline at nC50	YES					13-OCT-16	
Miscellaneous Parameters							
% Moisture	81.2		0.50	%		29-SEP-16	R3560333
PAH List - Tissue							
Acenaphthene	<0.010		0.010	mg/kg wwt	11-OCT-16	12-OCT-16	R3570027
Acenaphthylene	<0.010		0.010	mg/kg wwt	11-OCT-16	12-OCT-16	R3570027
Anthracene	<0.010		0.010	mg/kg wwt	11-OCT-16	12-OCT-16	R3570027
Fluoranthene	<0.010		0.010	mg/kg wwt	11-OCT-16	12-OCT-16	R3570027

* Refer to Referenced Information for Qualifiers (if any) and Methodology.

ALS ENVIRONMENTAL ANALYTICAL REPORT

Sample Details/Parameters	Result	Qualifier*	D.L.	Units	Extracted	Analyzed	Batch
L1829247-6 NRPK-3-ORGANICS							
Sampled By: CLIENT on 09-SEP-16							
Matrix: TISSUE							
PAH List - Tissue							
Fluorene	<0.010		0.010	mg/kg wwt	11-OCT-16	12-OCT-16	R3570027
Naphthalene	<0.050		0.050	mg/kg wwt	11-OCT-16	12-OCT-16	R3570027
Phenanthrene	<0.010		0.010	mg/kg wwt	11-OCT-16	12-OCT-16	R3570027
Pyrene	<0.010		0.010	mg/kg wwt	11-OCT-16	12-OCT-16	R3570027
Benz(a)anthracene	<0.010		0.010	mg/kg wwt	11-OCT-16	12-OCT-16	R3570027
Benzo(b&j)fluoranthene	<0.010		0.010	mg/kg wwt	11-OCT-16	12-OCT-16	R3570027
Benzo(k)fluoranthene	<0.010		0.010	mg/kg wwt	11-OCT-16	12-OCT-16	R3570027
Benzo(g,h,i)perylene	<0.010		0.010	mg/kg wwt	11-OCT-16	12-OCT-16	R3570027
Benzo(a)pyrene	<0.010		0.010	mg/kg wwt	11-OCT-16	12-OCT-16	R3570027
Chrysene	<0.010		0.010	mg/kg wwt	11-OCT-16	12-OCT-16	R3570027
Dibenz(a,h)anthracene	<0.010		0.010	mg/kg wwt	11-OCT-16	12-OCT-16	R3570027
Indeno(1,2,3-c,d)pyrene	<0.010		0.010	mg/kg wwt	11-OCT-16	12-OCT-16	R3570027
Surrogate: d10-Acenaphthene	99.8		50-150	%	11-OCT-16	12-OCT-16	R3570027
Surrogate: d10-Phenanthrene	104.5		50-150	%	11-OCT-16	12-OCT-16	R3570027
Surrogate: d12-Chrysene	106.8		50-150	%	11-OCT-16	12-OCT-16	R3570027
L1829247-7 NRPK-4-METALS							
Sampled By: CLIENT on 09-SEP-16							
Matrix: TISSUE							
Miscellaneous Parameters							
Mercury (Hg)-Total	0.158		0.0020	mg/kg wwt	04-OCT-16	05-OCT-16	R3564717
Methyl Mercury	0.133		0.010	mg/kg wwt		16-OCT-16	R3572734
Silver (Ag)-Total	<0.050		0.050	mg/kg wwt	04-OCT-16	17-OCT-16	R3572973
Metals in Tissue by CRC-ICPMS wet weight							
Aluminum (Al)-Total	<2.0		2.0	mg/kg wwt	04-OCT-16	17-OCT-16	R3572973
Antimony (Sb)-Total	<0.010		0.010	mg/kg wwt	04-OCT-16	17-OCT-16	R3572973
Arsenic (As)-Total	0.018		0.010	mg/kg wwt	04-OCT-16	17-OCT-16	R3572973
Barium (Ba)-Total	0.547		0.020	mg/kg wwt	04-OCT-16	17-OCT-16	R3572973
Beryllium (Be)-Total	<0.040		0.040	mg/kg wwt	04-OCT-16	17-OCT-16	R3572973
Bismuth (Bi)-Total	<0.060		0.060	mg/kg wwt	04-OCT-16	17-OCT-16	R3572973
Boron (B)-Total	<0.40		0.40	mg/kg wwt	04-OCT-16	17-OCT-16	R3572973
Cadmium (Cd)-Total	<0.0060		0.0060	mg/kg wwt	04-OCT-16	17-OCT-16	R3572973
Calcium (Ca)-Total	319		2.0	mg/kg wwt	04-OCT-16	17-OCT-16	R3572973
Chromium (Cr)-Total	0.042		0.040	mg/kg wwt	04-OCT-16	17-OCT-16	R3572973
Cobalt (Co)-Total	<0.020		0.020	mg/kg wwt	04-OCT-16	17-OCT-16	R3572973
Copper (Cu)-Total	0.129		0.040	mg/kg wwt	04-OCT-16	17-OCT-16	R3572973
Iron (Fe)-Total	2.9		1.0	mg/kg wwt	04-OCT-16	17-OCT-16	R3572973
Lead (Pb)-Total	<0.0080		0.0080	mg/kg wwt	04-OCT-16	17-OCT-16	R3572973
Lithium (Li)-Total	<0.10		0.10	mg/kg wwt	04-OCT-16	17-OCT-16	R3572973
Magnesium (Mg)-Total	312		2.0	mg/kg wwt	04-OCT-16	17-OCT-16	R3572973
Manganese (Mn)-Total	0.269		0.020	mg/kg wwt	04-OCT-16	17-OCT-16	R3572973
Molybdenum (Mo)-Total	<0.020		0.020	mg/kg wwt	04-OCT-16	17-OCT-16	R3572973
Nickel (Ni)-Total	0.069		0.040	mg/kg wwt	04-OCT-16	17-OCT-16	R3572973
Phosphorus (P)-Total	2150		4.0	mg/kg wwt	04-OCT-16	17-OCT-16	R3572973
Potassium (K)-Total	3620		4.0	mg/kg wwt	04-OCT-16	17-OCT-16	R3572973
Selenium (Se)-Total	0.101		0.040	mg/kg wwt	04-OCT-16	17-OCT-16	R3572973
Sodium (Na)-Total	178		4.0	mg/kg wwt	04-OCT-16	17-OCT-16	R3572973
Strontium (Sr)-Total	0.162		0.010	mg/kg wwt	04-OCT-16	17-OCT-16	R3572973
Sulfur (S)-Total	1820		20	mg/kg wwt	04-OCT-16	17-OCT-16	R3572973
Thallium (Tl)-Total	<0.0060		0.0060	mg/kg wwt	04-OCT-16	17-OCT-16	R3572973
Titanium (Ti)-Total	<0.10		0.10	mg/kg wwt	04-OCT-16	17-OCT-16	R3572973
Tin (Sn)-Total	<0.020		0.020	mg/kg wwt	04-OCT-16	17-OCT-16	R3572973

* Refer to Referenced Information for Qualifiers (if any) and Methodology.

ALS ENVIRONMENTAL ANALYTICAL REPORT

Sample Details/Parameters	Result	Qualifier*	D.L.	Units	Extracted	Analyzed	Batch
L1829247-7 NRPK-4-METALS							
Sampled By: CLIENT on 09-SEP-16							
Matrix: TISSUE							
Metals in Tissue by CRC-ICPMS wet weight							
Uranium (U)-Total	<0.0020		0.0020	mg/kg wwt	04-OCT-16	17-OCT-16	R3572973
Vanadium (V)-Total	<0.010		0.010	mg/kg wwt	04-OCT-16	17-OCT-16	R3572973
Zinc (Zn)-Total	3.39		0.20	mg/kg wwt	04-OCT-16	17-OCT-16	R3572973
Zirconium (Zr)-Total	<1.0		1.0	mg/kg wwt	04-OCT-16	17-OCT-16	R3572973
L1829247-8 NRPK-4-ORGANICS							
Sampled By: CLIENT on 09-SEP-16							
Matrix: TISSUE							
CCME BTEX,F1-F4 (Silica gel cleanup)							
BTEX and F1 (C6-C10)							
Benzene	<0.005		0.0050	mg/kg wwt	29-SEP-16	03-OCT-16	R3557508
Toluene	<0.05		0.050	mg/kg wwt	29-SEP-16	03-OCT-16	R3557508
Ethylbenzene	<0.015		0.015	mg/kg wwt	29-SEP-16	03-OCT-16	R3557508
o-Xylene	<0.050		0.050	mg/kg wwt	29-SEP-16	03-OCT-16	R3557508
m+p-Xylene	<0.050		0.050	mg/kg wwt	29-SEP-16	03-OCT-16	R3557508
Xylenes	<0.10		0.10	mg/kg wwt	29-SEP-16	03-OCT-16	R3557508
Surrogate: 1,4-Difluorobenzene (SS)	81.0		70-130	%	29-SEP-16	03-OCT-16	R3557508
Surrogate: 4-Bromofluorobenzene (SS)	77.0		70-130	%	29-SEP-16	03-OCT-16	R3557508
Surrogate: 3,4-Dichlorotoluene (SS)	73.0		70-130	%	29-SEP-16	03-OCT-16	R3557508
CCME Total Extractable Hydrocarbons							
Surrogate: 2-Bromobenzotrifluoride	75.4		70-130	%	04-OCT-16	04-OCT-16	R3564704
Prep/Analysis Dates					04-OCT-16	04-OCT-16	R3564704
Note: results are post-SGC-clean-up due to high content of naturally occurring organics							
CCME Total Hydrocarbons							
F1 (C6-C10)	<10		10	mg/kg		13-OCT-16	
F1-BTEX	<10		10	mg/kg		13-OCT-16	
F2 (C10-C16)	<20		20	mg/kg		13-OCT-16	
F2-Naphth	<20		20	mg/kg		13-OCT-16	
F3 (C16-C34)	<20		20	mg/kg		13-OCT-16	
F3-PAH	<20		20	mg/kg		13-OCT-16	
F4 (C34-C50)	<20		20	mg/kg		13-OCT-16	
Total Hydrocarbons (C6-C50)	<20		20	mg/kg		13-OCT-16	
Chromatogram to baseline at nC50	YES					13-OCT-16	
Miscellaneous Parameters							
% Moisture	81.6		0.50	%		29-SEP-16	R3560333
PAH List - Tissue							
Acenaphthene	<0.010		0.010	mg/kg wwt	11-OCT-16	12-OCT-16	R3570027
Acenaphthylene	<0.010		0.010	mg/kg wwt	11-OCT-16	12-OCT-16	R3570027
Anthracene	<0.010		0.010	mg/kg wwt	11-OCT-16	12-OCT-16	R3570027
Fluoranthene	<0.010		0.010	mg/kg wwt	11-OCT-16	12-OCT-16	R3570027
Fluorene	<0.010		0.010	mg/kg wwt	11-OCT-16	12-OCT-16	R3570027
Naphthalene	<0.050		0.050	mg/kg wwt	11-OCT-16	12-OCT-16	R3570027
Phenanthrene	<0.010		0.010	mg/kg wwt	11-OCT-16	12-OCT-16	R3570027
Pyrene	<0.010		0.010	mg/kg wwt	11-OCT-16	12-OCT-16	R3570027
Benz(a)anthracene	<0.010		0.010	mg/kg wwt	11-OCT-16	12-OCT-16	R3570027
Benzo(b&j)fluoranthene	<0.010		0.010	mg/kg wwt	11-OCT-16	12-OCT-16	R3570027
Benzo(k)fluoranthene	<0.010		0.010	mg/kg wwt	11-OCT-16	12-OCT-16	R3570027
Benzo(g,h,i)perylene	<0.010		0.010	mg/kg wwt	11-OCT-16	12-OCT-16	R3570027
Benzo(a)pyrene	<0.010		0.010	mg/kg wwt	11-OCT-16	12-OCT-16	R3570027
Chrysene	<0.010		0.010	mg/kg wwt	11-OCT-16	12-OCT-16	R3570027
Dibenz(a,h)anthracene	<0.010		0.010	mg/kg wwt	11-OCT-16	12-OCT-16	R3570027

* Refer to Referenced Information for Qualifiers (if any) and Methodology.

ALS ENVIRONMENTAL ANALYTICAL REPORT

Sample Details/Parameters	Result	Qualifier*	D.L.	Units	Extracted	Analyzed	Batch
L1829247-8 NRPK-4-ORGANICS							
Sampled By: CLIENT on 09-SEP-16							
Matrix: TISSUE							
PAH List - Tissue							
Indeno(1,2,3-c,d)pyrene	<0.010		0.010	mg/kg wwt	11-OCT-16	12-OCT-16	R3570027
Surrogate: d10-Acenaphthene	101.6		50-150	%	11-OCT-16	12-OCT-16	R3570027
Surrogate: d10-Phenanthrene	106.1		50-150	%	11-OCT-16	12-OCT-16	R3570027
Surrogate: d12-Chrysene	109.4		50-150	%	11-OCT-16	12-OCT-16	R3570027
L1829247-9 NRPK-5-METALS							
Sampled By: CLIENT on 10-SEP-16							
Matrix: TISSUE							
Miscellaneous Parameters							
Mercury (Hg)-Total	0.277	DLHC	0.010	mg/kg wwt	04-OCT-16	05-OCT-16	R3564717
Methyl Mercury	0.252		0.010	mg/kg wwt		16-OCT-16	R3572734
Silver (Ag)-Total	<0.050		0.050	mg/kg wwt	04-OCT-16	17-OCT-16	R3572973
Metals in Tissue by CRC-ICPMS wet weight							
Aluminum (Al)-Total	<2.0		2.0	mg/kg wwt	04-OCT-16	17-OCT-16	R3572973
Antimony (Sb)-Total	<0.010		0.010	mg/kg wwt	04-OCT-16	17-OCT-16	R3572973
Arsenic (As)-Total	0.024		0.010	mg/kg wwt	04-OCT-16	17-OCT-16	R3572973
Barium (Ba)-Total	0.769		0.020	mg/kg wwt	04-OCT-16	17-OCT-16	R3572973
Beryllium (Be)-Total	<0.040		0.040	mg/kg wwt	04-OCT-16	17-OCT-16	R3572973
Bismuth (Bi)-Total	<0.060		0.060	mg/kg wwt	04-OCT-16	17-OCT-16	R3572973
Boron (B)-Total	<0.40		0.40	mg/kg wwt	04-OCT-16	17-OCT-16	R3572973
Cadmium (Cd)-Total	<0.0060		0.0060	mg/kg wwt	04-OCT-16	17-OCT-16	R3572973
Calcium (Ca)-Total	420		2.0	mg/kg wwt	04-OCT-16	17-OCT-16	R3572973
Chromium (Cr)-Total	0.114		0.040	mg/kg wwt	04-OCT-16	17-OCT-16	R3572973
Cobalt (Co)-Total	<0.020		0.020	mg/kg wwt	04-OCT-16	17-OCT-16	R3572973
Copper (Cu)-Total	0.123		0.040	mg/kg wwt	04-OCT-16	17-OCT-16	R3572973
Iron (Fe)-Total	4.6		1.0	mg/kg wwt	04-OCT-16	17-OCT-16	R3572973
Lead (Pb)-Total	<0.0080		0.0080	mg/kg wwt	04-OCT-16	17-OCT-16	R3572973
Lithium (Li)-Total	<0.10		0.10	mg/kg wwt	04-OCT-16	17-OCT-16	R3572973
Magnesium (Mg)-Total	288		2.0	mg/kg wwt	04-OCT-16	17-OCT-16	R3572973
Manganese (Mn)-Total	0.289		0.020	mg/kg wwt	04-OCT-16	17-OCT-16	R3572973
Molybdenum (Mo)-Total	<0.020		0.020	mg/kg wwt	04-OCT-16	17-OCT-16	R3572973
Nickel (Ni)-Total	0.064		0.040	mg/kg wwt	04-OCT-16	17-OCT-16	R3572973
Phosphorus (P)-Total	2230		4.0	mg/kg wwt	04-OCT-16	17-OCT-16	R3572973
Potassium (K)-Total	3470		4.0	mg/kg wwt	04-OCT-16	17-OCT-16	R3572973
Selenium (Se)-Total	0.107		0.040	mg/kg wwt	04-OCT-16	17-OCT-16	R3572973
Sodium (Na)-Total	300		4.0	mg/kg wwt	04-OCT-16	17-OCT-16	R3572973
Strontium (Sr)-Total	0.238		0.010	mg/kg wwt	04-OCT-16	17-OCT-16	R3572973
Sulfur (S)-Total	1720		20	mg/kg wwt	04-OCT-16	17-OCT-16	R3572973
Thallium (Tl)-Total	<0.0060		0.0060	mg/kg wwt	04-OCT-16	17-OCT-16	R3572973
Titanium (Ti)-Total	<0.10		0.10	mg/kg wwt	04-OCT-16	17-OCT-16	R3572973
Tin (Sn)-Total	<0.020		0.020	mg/kg wwt	04-OCT-16	17-OCT-16	R3572973
Uranium (U)-Total	<0.0020		0.0020	mg/kg wwt	04-OCT-16	17-OCT-16	R3572973
Vanadium (V)-Total	<0.010		0.010	mg/kg wwt	04-OCT-16	17-OCT-16	R3572973
Zinc (Zn)-Total	3.77		0.20	mg/kg wwt	04-OCT-16	17-OCT-16	R3572973
Zirconium (Zr)-Total	<1.0		1.0	mg/kg wwt	04-OCT-16	17-OCT-16	R3572973
L1829247-10 NRPK-5-ORGANICS							
Sampled By: CLIENT on 10-SEP-16							
Matrix: TISSUE							
CCME BTEX,F1-F4 (Silica gel cleanup)							
BTEX and F1 (C6-C10)							
Benzene	<0.005		0.0050	mg/kg wwt	29-SEP-16	03-OCT-16	R3557508

* Refer to Referenced Information for Qualifiers (if any) and Methodology.

ALS ENVIRONMENTAL ANALYTICAL REPORT

Sample Details/Parameters	Result	Qualifier*	D.L.	Units	Extracted	Analyzed	Batch
L1829247-10 NRPK-5-ORGANICS							
Sampled By: CLIENT on 10-SEP-16							
Matrix: TISSUE							
BTEX and F1 (C6-C10)							
Toluene	<0.05		0.050	mg/kg wwt	29-SEP-16	03-OCT-16	R3557508
Ethylbenzene	<0.015		0.015	mg/kg wwt	29-SEP-16	03-OCT-16	R3557508
o-Xylene	<0.050		0.050	mg/kg wwt	29-SEP-16	03-OCT-16	R3557508
m+p-Xylene	<0.050		0.050	mg/kg wwt	29-SEP-16	03-OCT-16	R3557508
Xylenes	<0.10		0.10	mg/kg wwt	29-SEP-16	03-OCT-16	R3557508
Surrogate: 1,4-Difluorobenzene (SS)	74.0		70-130	%	29-SEP-16	03-OCT-16	R3557508
Surrogate: 4-Bromofluorobenzene (SS)	72.0		70-130	%	29-SEP-16	03-OCT-16	R3557508
Surrogate: 3,4-Dichlorotoluene (SS)	75.0		70-130	%	29-SEP-16	03-OCT-16	R3557508
CCME Total Extractable Hydrocarbons							
Surrogate: 2-Bromobenzotrifluoride	not reportatble	SOL:PP	70-130	%	04-OCT-16	04-OCT-16	R3564704
Prep/Analysis Dates					04-OCT-16	04-OCT-16	R3564704
Note: results are post-SGC-clean-up due to high content of naturally occurring organics							
CCME Total Hydrocarbons							
F1 (C6-C10)	<10		10	mg/kg		13-OCT-16	
F1-BTEX	<10		10	mg/kg		13-OCT-16	
F2 (C10-C16)	<20		5.0	mg/kg		13-OCT-16	
F2-Naphth	<5.0		5.0	mg/kg		13-OCT-16	
F3 (C16-C34)	<20		5.0	mg/kg		13-OCT-16	
F3-PAH	<5.0		5.0	mg/kg		13-OCT-16	
F4 (C34-C50)	<20		5.0	mg/kg		13-OCT-16	
Total Hydrocarbons (C6-C50)	<10		10	mg/kg		13-OCT-16	
Chromatogram to baseline at nC50	YES					13-OCT-16	
Miscellaneous Parameters							
% Moisture	81.4		0.50	%		29-SEP-16	R3560333
PAH List - Tissue							
Acenaphthene	<0.010		0.010	mg/kg wwt	11-OCT-16	12-OCT-16	R3570027
Acenaphthylene	<0.010		0.010	mg/kg wwt	11-OCT-16	12-OCT-16	R3570027
Anthracene	<0.010		0.010	mg/kg wwt	11-OCT-16	12-OCT-16	R3570027
Fluoranthene	<0.010		0.010	mg/kg wwt	11-OCT-16	12-OCT-16	R3570027
Fluorene	<0.010		0.010	mg/kg wwt	11-OCT-16	12-OCT-16	R3570027
Naphthalene	<0.050		0.050	mg/kg wwt	11-OCT-16	12-OCT-16	R3570027
Phenanthrene	<0.010		0.010	mg/kg wwt	11-OCT-16	12-OCT-16	R3570027
Pyrene	<0.010		0.010	mg/kg wwt	11-OCT-16	12-OCT-16	R3570027
Benz(a)anthracene	<0.010		0.010	mg/kg wwt	11-OCT-16	12-OCT-16	R3570027
Benzo(b&j)fluoranthene	<0.010		0.010	mg/kg wwt	11-OCT-16	12-OCT-16	R3570027
Benzo(k)fluoranthene	<0.010		0.010	mg/kg wwt	11-OCT-16	12-OCT-16	R3570027
Benzo(g,h,i)perylene	<0.010		0.010	mg/kg wwt	11-OCT-16	12-OCT-16	R3570027
Benzo(a)pyrene	<0.010		0.010	mg/kg wwt	11-OCT-16	12-OCT-16	R3570027
Chrysene	<0.010		0.010	mg/kg wwt	11-OCT-16	12-OCT-16	R3570027
Dibenz(a,h)anthracene	<0.010		0.010	mg/kg wwt	11-OCT-16	12-OCT-16	R3570027
Indeno(1,2,3-c,d)pyrene	<0.010		0.010	mg/kg wwt	11-OCT-16	12-OCT-16	R3570027
Surrogate: d10-Acenaphthene	103.6		50-150	%	11-OCT-16	12-OCT-16	R3570027
Surrogate: d10-Phenanthrene	106.6		50-150	%	11-OCT-16	12-OCT-16	R3570027
Surrogate: d12-Chrysene	109.7		50-150	%	11-OCT-16	12-OCT-16	R3570027
L1829247-11 SITE P2-2-COMPOSITE							
Sampled By: CLIENT on 14-SEP-16							
Matrix: TISSUE							
CCME BTEX,F1-F4 (Silica gel cleanup)							
BTEX and F1 (C6-C10)							
Benzene	<.005		0.0050	mg/kg wwt	29-SEP-16	03-OCT-16	R3557508

* Refer to Referenced Information for Qualifiers (if any) and Methodology.

ALS ENVIRONMENTAL ANALYTICAL REPORT

Sample Details/Parameters	Result	Qualifier*	D.L.	Units	Extracted	Analyzed	Batch
L1829247-11 SITE P2-2-COMPOSITE							
Sampled By: CLIENT on 14-SEP-16							
Matrix: TISSUE							
BTEX and F1 (C6-C10)							
Toluene	<0.050		0.050	mg/kg wwt	29-SEP-16	03-OCT-16	R3557508
Ethylbenzene	<0.015		0.015	mg/kg wwt	29-SEP-16	03-OCT-16	R3557508
o-Xylene	<0.050		0.050	mg/kg wwt	29-SEP-16	03-OCT-16	R3557508
m+p-Xylene	<0.050		0.050	mg/kg wwt	29-SEP-16	03-OCT-16	R3557508
Xylenes	<0.10		0.10	mg/kg wwt	29-SEP-16	03-OCT-16	R3557508
Surrogate: 1,4-Difluorobenzene (SS)	n/a	SMI	-	%	29-SEP-16	03-OCT-16	R3557508
Surrogate: 4-Bromofluorobenzene (SS)	n/a	SMI	-	%	29-SEP-16	03-OCT-16	R3557508
Surrogate: 3,4-Dichlorotoluene (SS)	n/a	SMI	-	%	29-SEP-16	03-OCT-16	R3557508
CCME Total Extractable Hydrocarbons							
Surrogate: 2-Bromobenzotrifluoride	103.3		70-130	%	04-OCT-16	04-OCT-16	R3564704
Prep/Analysis Dates					04-OCT-16	04-OCT-16	R3564704
Note: results are post-SGC-clean-up due to high content of naturally occurring organics							
CCME Total Hydrocarbons							
F1 (C6-C10)	<10		10	mg/kg		13-OCT-16	
F1-BTEX	<10		10	mg/kg		13-OCT-16	
F2 (C10-C16)	<20		20	mg/kg		13-OCT-16	
F2-Naphth	<20		20	mg/kg		13-OCT-16	
F3 (C16-C34)	<20		20	mg/kg		13-OCT-16	
F3-PAH	<20		20	mg/kg		13-OCT-16	
F4 (C34-C50)	212		20	mg/kg		13-OCT-16	
Total Hydrocarbons (C6-C50)	212		20	mg/kg		13-OCT-16	
Chromatogram to baseline at nC50	YES					13-OCT-16	
Miscellaneous Parameters							
% Moisture	81.0		0.50	%		29-SEP-16	R3560333
Mercury (Hg)-Total	0.0269		0.0020	mg/kg wwt	04-OCT-16	05-OCT-16	R3564717
Methyl Mercury	0.0241		0.0010	mg/kg wwt		16-OCT-16	R3572734
Silver (Ag)-Total	<0.050		0.050	mg/kg wwt	04-OCT-16	17-OCT-16	R3572973
Metals in Tissue by CRC-ICPMS wet weight							
Aluminum (Al)-Total	40.2		2.0	mg/kg wwt	04-OCT-16	17-OCT-16	R3572973
Antimony (Sb)-Total	<0.010		0.010	mg/kg wwt	04-OCT-16	17-OCT-16	R3572973
Arsenic (As)-Total	0.205		0.010	mg/kg wwt	04-OCT-16	17-OCT-16	R3572973
Barium (Ba)-Total	8.85		0.020	mg/kg wwt	04-OCT-16	17-OCT-16	R3572973
Beryllium (Be)-Total	<0.040		0.040	mg/kg wwt	04-OCT-16	17-OCT-16	R3572973
Bismuth (Bi)-Total	<0.060		0.060	mg/kg wwt	04-OCT-16	17-OCT-16	R3572973
Boron (B)-Total	<0.40		0.40	mg/kg wwt	04-OCT-16	17-OCT-16	R3572973
Cadmium (Cd)-Total	<0.0060		0.0060	mg/kg wwt	04-OCT-16	17-OCT-16	R3572973
Calcium (Ca)-Total	7590		2.0	mg/kg wwt	04-OCT-16	17-OCT-16	R3572973
Chromium (Cr)-Total	0.725		0.040	mg/kg wwt	04-OCT-16	17-OCT-16	R3572973
Cobalt (Co)-Total	0.048		0.020	mg/kg wwt	04-OCT-16	17-OCT-16	R3572973
Copper (Cu)-Total	1.36		0.040	mg/kg wwt	04-OCT-16	17-OCT-16	R3572973
Iron (Fe)-Total	387		1.0	mg/kg wwt	04-OCT-16	17-OCT-16	R3572973
Lead (Pb)-Total	0.0235		0.0080	mg/kg wwt	04-OCT-16	17-OCT-16	R3572973
Lithium (Li)-Total	<0.10		0.10	mg/kg wwt	04-OCT-16	17-OCT-16	R3572973
Magnesium (Mg)-Total	320		2.0	mg/kg wwt	04-OCT-16	17-OCT-16	R3572973
Manganese (Mn)-Total	31.6		0.020	mg/kg wwt	04-OCT-16	17-OCT-16	R3572973
Molybdenum (Mo)-Total	0.102		0.020	mg/kg wwt	04-OCT-16	17-OCT-16	R3572973
Nickel (Ni)-Total	0.428		0.040	mg/kg wwt	04-OCT-16	17-OCT-16	R3572973
Phosphorus (P)-Total	5500		4.0	mg/kg wwt	04-OCT-16	17-OCT-16	R3572973
Potassium (K)-Total	2620		4.0	mg/kg wwt	04-OCT-16	17-OCT-16	R3572973
Selenium (Se)-Total	0.099		0.040	mg/kg wwt	04-OCT-16	17-OCT-16	R3572973

* Refer to Referenced Information for Qualifiers (if any) and Methodology.

ALS ENVIRONMENTAL ANALYTICAL REPORT

Sample Details/Parameters	Result	Qualifier*	D.L.	Units	Extracted	Analyzed	Batch
L1829247-11 SITE P2-2-COMPOSITE							
Sampled By: CLIENT on 14-SEP-16							
Matrix: TISSUE							
Metals in Tissue by CRC-ICPMS wet weight							
Sodium (Na)-Total	731		4.0	mg/kg wwt	04-OCT-16	17-OCT-16	R3572973
Strontium (Sr)-Total	7.99		0.010	mg/kg wwt	04-OCT-16	17-OCT-16	R3572973
Sulfur (S)-Total	1670		20	mg/kg wwt	04-OCT-16	17-OCT-16	R3572973
Thallium (Tl)-Total	<0.0060		0.0060	mg/kg wwt	04-OCT-16	17-OCT-16	R3572973
Titanium (Ti)-Total	0.84	DLM	0.20	mg/kg wwt	04-OCT-16	18-OCT-16	R3573901
Tin (Sn)-Total	<0.020		0.020	mg/kg wwt	04-OCT-16	17-OCT-16	R3572973
Uranium (U)-Total	0.0022		0.0020	mg/kg wwt	04-OCT-16	17-OCT-16	R3572973
Vanadium (V)-Total	0.100		0.010	mg/kg wwt	04-OCT-16	17-OCT-16	R3572973
Zinc (Zn)-Total	52.8		0.20	mg/kg wwt	04-OCT-16	17-OCT-16	R3572973
Zirconium (Zr)-Total	<1.0		1.0	mg/kg wwt	04-OCT-16	17-OCT-16	R3572973
PAH List - Tissue							
Acenaphthene	<0.010		0.010	mg/kg wwt	11-OCT-16	12-OCT-16	R3570027
Acenaphthylene	<0.010		0.010	mg/kg wwt	11-OCT-16	12-OCT-16	R3570027
Anthracene	<0.010		0.010	mg/kg wwt	11-OCT-16	12-OCT-16	R3570027
Fluoranthene	<0.010		0.010	mg/kg wwt	11-OCT-16	12-OCT-16	R3570027
Fluorene	<0.010		0.010	mg/kg wwt	11-OCT-16	12-OCT-16	R3570027
Naphthalene	<0.050		0.050	mg/kg wwt	11-OCT-16	12-OCT-16	R3570027
Phenanthrene	<0.010		0.010	mg/kg wwt	11-OCT-16	12-OCT-16	R3570027
Pyrene	<0.010		0.010	mg/kg wwt	11-OCT-16	12-OCT-16	R3570027
Benz(a)anthracene	<0.010		0.010	mg/kg wwt	11-OCT-16	12-OCT-16	R3570027
Benzo(b&j)fluoranthene	<0.010		0.010	mg/kg wwt	11-OCT-16	12-OCT-16	R3570027
Benzo(k)fluoranthene	<0.010		0.010	mg/kg wwt	11-OCT-16	12-OCT-16	R3570027
Benzo(g,h,i)perylene	<0.010		0.010	mg/kg wwt	11-OCT-16	12-OCT-16	R3570027
Benzo(a)pyrene	<0.010		0.010	mg/kg wwt	11-OCT-16	12-OCT-16	R3570027
Chrysene	<0.010		0.010	mg/kg wwt	11-OCT-16	12-OCT-16	R3570027
Dibenz(a,h)anthracene	<0.010		0.010	mg/kg wwt	11-OCT-16	12-OCT-16	R3570027
Indeno(1,2,3-c,d)pyrene	<0.010		0.010	mg/kg wwt	11-OCT-16	12-OCT-16	R3570027
Surrogate: d10-Acenaphthene	103.0		50-150	%	11-OCT-16	12-OCT-16	R3570027
Surrogate: d10-Phenanthrene	105.9		50-150	%	11-OCT-16	12-OCT-16	R3570027
Surrogate: d12-Chrysene	110.7		50-150	%	11-OCT-16	12-OCT-16	R3570027
L1829247-12 SITE P2-5-COMPOSITE							
Sampled By: CLIENT on 11-SEP-16							
Matrix: TISSUE							
CCME BTEX,F1-F4 (Silica gel cleanup)							
BTEX and F1 (C6-C10)							
Benzene	<0.005		0.0050	mg/kg wwt	29-SEP-16	03-OCT-16	R3557508
Toluene	<0.05		0.050	mg/kg wwt	29-SEP-16	03-OCT-16	R3557508
Ethylbenzene	<0.015		0.015	mg/kg wwt	29-SEP-16	03-OCT-16	R3557508
o-Xylene	<0.050		0.050	mg/kg wwt	29-SEP-16	03-OCT-16	R3557508
m+p-Xylene	<0.050		0.050	mg/kg wwt	29-SEP-16	03-OCT-16	R3557508
Xylenes	<0.10		0.10	mg/kg wwt	29-SEP-16	03-OCT-16	R3557508
Surrogate: 1,4-Difluorobenzene (SS)	78.0		70-130	%	29-SEP-16	03-OCT-16	R3557508
Surrogate: 4-Bromofluorobenzene (SS)	n/a	SMI	-	%	29-SEP-16	03-OCT-16	R3557508
Surrogate: 3,4-Dichlorotoluene (SS)	n/a	SMI	-	%	29-SEP-16	03-OCT-16	R3557508
CCME Total Extractable Hydrocarbons							
Surrogate: 2-Bromobenzotrifluoride	102.4		70-130	%	04-OCT-16	04-OCT-16	R3564704
Prep/Analysis Dates					04-OCT-16	04-OCT-16	R3564704
Note: results are post-SGC-clean-up due to high content of naturally occurring organics							
CCME Total Hydrocarbons							
F1 (C6-C10)	<10		10	mg/kg		13-OCT-16	

* Refer to Referenced Information for Qualifiers (if any) and Methodology.

ALS ENVIRONMENTAL ANALYTICAL REPORT

Sample Details/Parameters	Result	Qualifier*	D.L.	Units	Extracted	Analyzed	Batch
L1829247-12 SITE P2-5-COMPOSITE							
Sampled By: CLIENT on 11-SEP-16							
Matrix: TISSUE							
CCME Total Hydrocarbons							
F1-BTEX	<10		10	mg/kg		13-OCT-16	
F2 (C10-C16)	<20		20	mg/kg		13-OCT-16	
F2-Naphth	<20		20	mg/kg		13-OCT-16	
F3 (C16-C34)	76.7		20	mg/kg		13-OCT-16	
F3-PAH	77		20	mg/kg		13-OCT-16	
F4 (C34-C50)	232		20	mg/kg		13-OCT-16	
Total Hydrocarbons (C6-C50)	309		20	mg/kg		13-OCT-16	
Chromatogram to baseline at nC50	YES					13-OCT-16	
Miscellaneous Parameters							
% Moisture	79.8		0.50	%		29-SEP-16	R3560333
Mercury (Hg)-Total	0.0462		0.0020	mg/kg wwt	04-OCT-16	05-OCT-16	R3564717
Methyl Mercury	0.037		0.010	mg/kg wwt		16-OCT-16	R3572734
Silver (Ag)-Total	<0.050		0.050	mg/kg wwt	04-OCT-16	17-OCT-16	R3572973
Metals in Tissue by CRC-ICPMS wet weight							
Aluminum (Al)-Total	2.6		2.0	mg/kg wwt	04-OCT-16	17-OCT-16	R3572973
Antimony (Sb)-Total	<0.010		0.010	mg/kg wwt	04-OCT-16	17-OCT-16	R3572973
Arsenic (As)-Total	0.063		0.010	mg/kg wwt	04-OCT-16	17-OCT-16	R3572973
Barium (Ba)-Total	4.74		0.020	mg/kg wwt	04-OCT-16	17-OCT-16	R3572973
Beryllium (Be)-Total	<0.040		0.040	mg/kg wwt	04-OCT-16	17-OCT-16	R3572973
Bismuth (Bi)-Total	<0.060		0.060	mg/kg wwt	04-OCT-16	17-OCT-16	R3572973
Boron (B)-Total	<0.40		0.40	mg/kg wwt	04-OCT-16	17-OCT-16	R3572973
Cadmium (Cd)-Total	<0.0060		0.0060	mg/kg wwt	04-OCT-16	17-OCT-16	R3572973
Calcium (Ca)-Total	7970		2.0	mg/kg wwt	04-OCT-16	17-OCT-16	R3572973
Chromium (Cr)-Total	1.06		0.040	mg/kg wwt	04-OCT-16	17-OCT-16	R3572973
Cobalt (Co)-Total	0.022		0.020	mg/kg wwt	04-OCT-16	17-OCT-16	R3572973
Copper (Cu)-Total	1.59		0.040	mg/kg wwt	04-OCT-16	17-OCT-16	R3572973
Iron (Fe)-Total	136		1.0	mg/kg wwt	04-OCT-16	17-OCT-16	R3572973
Lead (Pb)-Total	<0.0080		0.0080	mg/kg wwt	04-OCT-16	17-OCT-16	R3572973
Lithium (Li)-Total	<0.10		0.10	mg/kg wwt	04-OCT-16	17-OCT-16	R3572973
Magnesium (Mg)-Total	347		2.0	mg/kg wwt	04-OCT-16	17-OCT-16	R3572973
Manganese (Mn)-Total	12.2		0.020	mg/kg wwt	04-OCT-16	17-OCT-16	R3572973
Molybdenum (Mo)-Total	0.138		0.020	mg/kg wwt	04-OCT-16	17-OCT-16	R3572973
Nickel (Ni)-Total	0.618		0.040	mg/kg wwt	04-OCT-16	17-OCT-16	R3572973
Phosphorus (P)-Total	5690		4.0	mg/kg wwt	04-OCT-16	17-OCT-16	R3572973
Potassium (K)-Total	2990		4.0	mg/kg wwt	04-OCT-16	17-OCT-16	R3572973
Selenium (Se)-Total	0.138		0.040	mg/kg wwt	04-OCT-16	17-OCT-16	R3572973
Sodium (Na)-Total	873		4.0	mg/kg wwt	04-OCT-16	17-OCT-16	R3572973
Strontium (Sr)-Total	5.10		0.010	mg/kg wwt	04-OCT-16	17-OCT-16	R3572973
Sulfur (S)-Total	1960		20	mg/kg wwt	04-OCT-16	17-OCT-16	R3572973
Thallium (Tl)-Total	<0.0060		0.0060	mg/kg wwt	04-OCT-16	17-OCT-16	R3572973
Titanium (Ti)-Total	<0.20	DLM	0.20	mg/kg wwt	04-OCT-16	18-OCT-16	R3573901
Tin (Sn)-Total	<0.020		0.020	mg/kg wwt	04-OCT-16	17-OCT-16	R3572973
Uranium (U)-Total	<0.0020		0.0020	mg/kg wwt	04-OCT-16	17-OCT-16	R3572973
Vanadium (V)-Total	0.016		0.010	mg/kg wwt	04-OCT-16	17-OCT-16	R3572973
Zinc (Zn)-Total	55.2		0.20	mg/kg wwt	04-OCT-16	17-OCT-16	R3572973
Zirconium (Zr)-Total	<1.0		1.0	mg/kg wwt	04-OCT-16	17-OCT-16	R3572973
PAH List - Tissue							
Acenaphthene	<0.010		0.010	mg/kg wwt	11-OCT-16	12-OCT-16	R3570027
Acenaphthylene	<0.010		0.010	mg/kg wwt	11-OCT-16	12-OCT-16	R3570027
Anthracene	<0.010		0.010	mg/kg wwt	11-OCT-16	12-OCT-16	R3570027
Fluoranthene	<0.010		0.010	mg/kg wwt	11-OCT-16	12-OCT-16	R3570027

* Refer to Referenced Information for Qualifiers (if any) and Methodology.

ALS ENVIRONMENTAL ANALYTICAL REPORT

Sample Details/Parameters	Result	Qualifier*	D.L.	Units	Extracted	Analyzed	Batch
L1829247-12 SITE P2-5-COMPOSITE							
Sampled By: CLIENT on 11-SEP-16							
Matrix: TISSUE							
PAH List - Tissue							
Fluorene	<0.010		0.010	mg/kg wwt	11-OCT-16	12-OCT-16	R3570027
Naphthalene	<0.050		0.050	mg/kg wwt	11-OCT-16	12-OCT-16	R3570027
Phenanthrene	<0.010		0.010	mg/kg wwt	11-OCT-16	12-OCT-16	R3570027
Pyrene	<0.010		0.010	mg/kg wwt	11-OCT-16	12-OCT-16	R3570027
Benz(a)anthracene	<0.010		0.010	mg/kg wwt	11-OCT-16	12-OCT-16	R3570027
Benzo(b&j)fluoranthene	<0.010		0.010	mg/kg wwt	11-OCT-16	12-OCT-16	R3570027
Benzo(k)fluoranthene	<0.010		0.010	mg/kg wwt	11-OCT-16	12-OCT-16	R3570027
Benzo(g,h,i)perylene	<0.010		0.010	mg/kg wwt	11-OCT-16	12-OCT-16	R3570027
Benzo(a)pyrene	<0.010		0.010	mg/kg wwt	11-OCT-16	12-OCT-16	R3570027
Chrysene	<0.010		0.010	mg/kg wwt	11-OCT-16	12-OCT-16	R3570027
Dibenz(a,h)anthracene	<0.010		0.010	mg/kg wwt	11-OCT-16	12-OCT-16	R3570027
Indeno(1,2,3-c,d)pyrene	<0.010		0.010	mg/kg wwt	11-OCT-16	12-OCT-16	R3570027
Surrogate: d10-Acenaphthene	96.8		50-150	%	11-OCT-16	12-OCT-16	R3570027
Surrogate: d10-Phenanthrene	99.7		50-150	%	11-OCT-16	12-OCT-16	R3570027
Surrogate: d12-Chrysene	103.9		50-150	%	11-OCT-16	12-OCT-16	R3570027

* Refer to Referenced Information for Qualifiers (if any) and Methodology.

Reference Information

Sample Parameter Qualifier Key:

Qualifier	Description
DLHC	Detection Limit Raised: Dilution required due to high concentration of test analyte(s).
DLM	Detection Limit Adjusted due to sample matrix effects (e.g. chemical interference, colour, turbidity).
DUP-H	Duplicate results outside ALS DQO, due to sample heterogeneity.
SMI	Surrogate recovery could not be measured due to sample matrix interference.
SOL:PP	Surrogate recovery outside acceptable limits due to prep process

Test Method References:

ALS Test Code	Matrix	Test Description	Method Reference**
AG-WET-MS-ED	Tissue	Silver in Tissue by ICPMS wet weight	EPA 200.3/200.8-ICPMS
BTX,F1-ED	Soil	BTEX and F1 (C6-C10)	CCME CWS-PHC, Pub #1310, Dec 2001
ETL-TEH-CCME-ED	Soil	CCME Total Extractable Hydrocarbons	CCME CWS-PHC, Pub #1310, Dec 2001
ETL-TVH,TEH-CCME-ED	Soil	CCME Total Hydrocarbons	CCME CWS-PHC, Pub #1310, Dec 2001

Analytical methods used for analysis of CCME Petroleum Hydrocarbons have been validated and comply with the Reference Method for the CWS PHC.

Hydrocarbon results are expressed on a dry weight basis.

In cases where results for both F4 and F4G are reported, the greater of the two results must be used in any application of the CWS PHC guidelines and the gravimetric heavy hydrocarbons cannot be added to the C6 to C50 hydrocarbons.
In samples where BTEX and F1 were analyzed , F1-BTEX represents a value where the sum of Benzene, Toluene, Ethylbenzene and total Xylenes has been subtracted from F1.

In samples where PAHs, F2 and F3 were analyzed, F2-Naphth represents the result where Naphthalene has been subtracted from F2. F3-PAH represents a result where the sum of Benzo(a)anthracene, Benzo(a)pyrene, Benzo(b)fluoranthene, Benzo(k)fluoranthene, Dibenzo(a,h)anthracene, Fluoranthene, Indeno(1,2,3-cd)pyrene, Phenanthrene, and Pyrene has been subtracted from F3.

Unless otherwise qualified, the following quality control criteria have been met for the F1 hydrocarbon range:
1. All extraction and analysis holding times were met.
2. Instrument performance showing response factors for C6 and C10 within 30% of the response factor for toluene.
3. Linearity of gasoline response within 15% throughout the calibration range.

Unless otherwise qualified, the following quality control criteria have been met for the F2-F4 hydrocarbon ranges:
1. All extraction and analysis holding times were met.
2. Instrument performance showing C10, C16 and C34 response factors within 10% of their average.
3. Instrument performance showing the C50 response factor within 30% of the average of the C10, C16 and C34 response factors.
4. Linearity of diesel or motor oil response within 15% throughout the calibration range.

HG-MEHG-WET-GCAFS-VA	Tissue	Methyl Mercury in Tissue by GCAFS (WET)	EPA 1630

This procedure is carried out using a method published by Liang, Bloom, and Horvat (1994), using instrumental conditions adopted from draft US EPA Method 1630. Tissue samples are digested with methanol and potassium hydroxide. A portion of the digestate is analyzed by aqueous phase ethylation and purge and trap, followed by capillary gas chromatography. Highly selective and sensitive detection is achieved by Atomic Fluorescence Spectrometry (AFS) after pyrolytic decomposition of the GC eluent. Results are reported "as MeHg".

HG-WET-CVAA-ED	Tissue	Mercury in Tissue by CVAA, Wet weight	EPA 200.3 / EPA 245.1

This method is conducted following British Columbia Lab Manual method "Metals in Animal Tissue and Vegetation (Biota) - Prescriptive". Tissue samples are homogenized and sub-sampled prior to hotblock digestion with nitric and hydrochloric acids, in combination with addition of hydrogen peroxide. Analysis is by atomic absorption spectrophotometry, adapted from US EPA Method 245.7.

MET-WET-CCMS-ED	Tissue	Metals in Tissue by CRC-ICPMS wet weight	EPA 200.3/6020A

This method is conducted following British Columbia Lab Manual method "Metals in Animal Tissue and Vegetation (Biota) - Prescriptive". Tissue samples are homogenized and sub-sampled prior to hotblock digestion with nitric and hydrochloric acids, in combination with addition of hydrogen peroxide. Instrumental analysis is by collision cell inductively coupled plasma - mass spectrometry (modified from EPA Method 6020A).

Method Limitation: This method employs a strong acid/peroxide digestion, and is intended to provide a conservative estimate of bio-available metals. Near complete recoveries are achieved for most toxicologically important metals, but elements associated with recalcitrant minerals may be only partially recovered.

PAH-TMB-GCMS-CL	Tissue	PAH List - Tissue	EPA 3570/8270-GC/MS

This analysis is carried out using procedures adapted from "Test Methods for Evaluating Solid Waste" SW-846, Methods 3570 & 8270, published by the United States Environmental Protection Agency (EPA). The procedure uses a mechanical shaking technique to extract a subsample of the vegetation/animal tissue with a 1:1 mixture of dichloromethane and acetone. The extract is then cleaned-up with Alumina/Silica Gel long column, and then solvent exchanged to toluene. The final extract is analyzed by capillary column gas chromatography with mass spectrometric detection (GC/MS). Surrogate recoveries may not be reported in cases where interferences from the sample matrix prevent accurate quantitation. Because the two isomers

Reference Information

Test Method References:

ALS Test Code	Matrix	Test Description	Method Reference**

cannot be readily chromatographically separated, benzo(j)fluoranthene is reported as part of the benzo(b)fluoranthene parameter.

PREP-MOISTURE-ED	Soil	% Moisture	Oven dry 105C-Gravimetric

The weighed portion of soil is placed in a 105°C oven to dry to a constant weight; the drying time will vary based on the moisture content of the soil. The dried soil weight is then used to calculate % moisture.

Reference: ASTM D2974-00.

** ALS test methods may incorporate modifications from specified reference methods to improve performance.

The last two letters of the above test code(s) indicate the laboratory that performed analytical analysis for that test. Refer to the list below:

Laboratory Definition Code	Laboratory Location
ED	ALS ENVIRONMENTAL - EDMONTON, ALBERTA, CANADA
VA	ALS ENVIRONMENTAL - VANCOUVER, BRITISH COLUMBIA, CANADA
CL	ALS ENVIRONMENTAL - CALGARY, ALBERTA, CANADA

Chain of Custody Numbers:

14-410461

GLOSSARY OF REPORT TERMS

Surrogates are compounds that are similar in behaviour to target analyte(s), but that do not normally occur in environmental samples. For applicable tests, surrogates are added to samples prior to analysis as a check on recovery. In reports that display the D.L. column, laboratory objectives for surrogates are listed there.
mg/kg - milligrams per kilogram based on dry weight of sample
mg/kg wwt - milligrams per kilogram based on wet weight of sample
mg/kg lwt - milligrams per kilogram based on lipid-adjusted weight
mg/L - unit of concentration based on volume, parts per million.
< - Less than.
D.L. - The reporting limit.
N/A - Result not available. Refer to qualifier code and definition for explanation.

Test results reported relate only to the samples as received by the laboratory.
UNLESS OTHERWISE STATED, ALL SAMPLES WERE RECEIVED IN ACCEPTABLE CONDITION.
Analytical results in unsigned test reports with the DRAFT watermark are subject to change, pending final QC review.

ALS Environmental

Quality Control Report

Workorder: L1829247 Report Date: 21-OCT-16

Client: AMEC Foster Wheeler
140 QUARRY PARK BLVD SE
CALGARY AB T2C 3G3
Contact: Heather Currie

Test	Matrix	Reference	Result	Qualifier	Units	RPD	Limit	Analyzed
BTX,F1-ED	**Soil**							
Batch R3557508								
WG2399639-4 DUP		**L1835178-4**						
Benzene		<0.0050	<0.0050	RPD-NA	mg/kg	N/A	40	03-OCT-16
Toluene		<0.050	<0.050	RPD-NA	mg/kg	N/A	40	03-OCT-16
Ethylbenzene		<0.015	<0.015	RPD-NA	mg/kg	N/A	40	03-OCT-16
o-Xylene		<0.050	<0.050	RPD-NA	mg/kg	N/A	40	03-OCT-16
m+p-Xylene		<0.050	<0.050	RPD-NA	mg/kg	N/A	40	03-OCT-16
F1(C6-C10)		<10	<10	RPD-NA	mg/kg	N/A	40	03-OCT-16
WG2399639-8 DUP		**L1835494-2**						
Benzene		0.261	0.529	DUP-H	mg/kg	68	40	30-SEP-16
Toluene		0.241	0.419	DUP-H	mg/kg	54	40	30-SEP-16
Ethylbenzene		2.05	3.58	DUP-H	mg/kg	54	40	30-SEP-16
o-Xylene		0.473	1.37	DUP-H	mg/kg	97	40	30-SEP-16
m+p-Xylene		1.76	3.27	DUP-H	mg/kg	60	40	30-SEP-16
F1(C6-C10)		146	175		mg/kg	18	40	30-SEP-16
WG2399639-2 LCS								
Benzene			83.8		%		70-130	29-SEP-16
Toluene			91.3		%		70-130	29-SEP-16
Ethylbenzene			86.1		%		70-130	29-SEP-16
o-Xylene			86.7		%		70-130	29-SEP-16
m+p-Xylene			88.4		%		70-130	29-SEP-16
WG2399639-3 LCS								
F1(C6-C10)			94.8		%		70-130	29-SEP-16
WG2399639-6 LCS								
Benzene			97.9		%		70-130	03-OCT-16
Toluene			97.4		%		70-130	03-OCT-16
Ethylbenzene			95.8		%		70-130	03-OCT-16
o-Xylene			95.8		%		70-130	03-OCT-16
m+p-Xylene			97.3		%		70-130	03-OCT-16
WG2399639-7 LCS								
F1(C6-C10)			88.3		%		70-130	03-OCT-16
WG2399639-1 MB								
Benzene			<0.0050		mg/kg		0.005	29-SEP-16
Toluene			<0.050		mg/kg		0.05	29-SEP-16
Ethylbenzene			<0.015		mg/kg		0.015	29-SEP-16
o-Xylene			<0.050		mg/kg		0.05	29-SEP-16

ALS Environmental

Quality Control Report

Workorder: L1829247 Report Date: 21-OCT-16

Client: AMEC Foster Wheeler
140 QUARRY PARK BLVD SE
CALGARY AB T2C 3G3

Contact: Heather Currie

Test	Matrix	Reference	Result	Qualifier	Units	RPD	Limit	Analyzed
BTX,F1-ED	**Soil**							
Batch R3557508								
WG2399639-1 MB								
m+p-Xylene			<0.050		mg/kg		0.05	29-SEP-16
F1(C6-C10)			<10		mg/kg		10	29-SEP-16
Surrogate: 1,4-Difluorobenzene (SS)			82.0		%		70-130	29-SEP-16
Surrogate: 4-Bromofluorobenzene (SS)			85.0		%		70-130	29-SEP-16
Surrogate: 3,4-Dichlorotoluene (SS)			95.0		%		70-130	29-SEP-16
WG2399639-5 MB								
Benzene			<0.0050		mg/kg		0.005	03-OCT-16
Toluene			<0.050		mg/kg		0.05	03-OCT-16
Ethylbenzene			<0.015		mg/kg		0.015	03-OCT-16
o-Xylene			<0.050		mg/kg		0.05	03-OCT-16
m+p-Xylene			<0.050		mg/kg		0.05	03-OCT-16
F1(C6-C10)			<10		mg/kg		10	03-OCT-16
Surrogate: 1,4-Difluorobenzene (SS)			85.0		%		70-130	03-OCT-16
Surrogate: 4-Bromofluorobenzene (SS)			85.0		%		70-130	03-OCT-16
Surrogate: 3,4-Dichlorotoluene (SS)			94.0		%		70-130	03-OCT-16
ETL-TEH-CCME-ED	**Soil**							
Batch R3564704								
WG2403672-2 LCS								
F2 (C10-C16)			88.3		%		80-120	04-OCT-16
F3 (C16-C34)			101.5		%		48.3-133.4	04-OCT-16
F4 (C34-C50)			109.4		%		48.3-133.4	04-OCT-16
WG2403672-1 MB								
F2 (C10-C16)			<5.0		mg/kg		5	04-OCT-16
F3 (C16-C34)			<5.0		mg/kg		5	04-OCT-16
F4 (C34-C50)			<5.0		mg/kg		5	04-OCT-16
Surrogate: 2-Bromobenzotrifluoride			119.9		%		70-130	04-OCT-16
PREP-MOISTURE-ED	**Soil**							
Batch R3560333								
WG2399649-3 DUP		**L1834606-2**						
% Moisture		65.6	64.3		%	2.0	20	29-SEP-16
WG2399649-6 DUP		**L1835178-4**						
% Moisture		5.51	5.75		%	4.3	20	29-SEP-16
WG2399649-2 LCS								
% Moisture			101.6		%		90-110	29-SEP-16
WG2399649-5 LCS								

Quality Control Report

Workorder: L1829247 Report Date: 21-OCT-16

Client: AMEC Foster Wheeler
140 QUARRY PARK BLVD SE
CALGARY AB T2C 3G3

Contact: Heather Currie

Test	Matrix	Reference	Result	Qualifier	Units	RPD	Limit	Analyzed
PREP-MOISTURE-ED	**Soil**							
Batch R3560333								
WG2399649-5 LCS								
% Moisture			100.4		%		90-110	29-SEP-16
WG2399649-1 MB								
% Moisture			<0.50		%		0.5	29-SEP-16
WG2399649-4 MB								
% Moisture			<0.50		%		0.5	29-SEP-16
AG-WET-MS-ED	**Tissue**							
Batch R3572973								
WG2403390-4 DUP		**L1829247-12**						
Silver (Ag)-Total		<0.050	<0.050	RPD-NA	mg/kg wwt	N/A	45	17-OCT-16
WG2403390-2 LCS								
Silver (Ag)-Total			89.0		%		70-130	17-OCT-16
WG2403390-1 MB								
Silver (Ag)-Total			<0.050		mg/kg wwt		0.05	17-OCT-16
HG-MEHG-WET-GCAFS-VA	**Tissue**							
Batch R3572734								
WG2411969-3 CRM		**VA-NRC-DORM4**						
Methyl Mercury			71.2		%		70-130	16-OCT-16
WG2411969-4 DUP		**L1829247-12**						
Methyl Mercury		0.037	0.042		mg/kg wwt	11	40	16-OCT-16
WG2411969-2 LCS								
Methyl Mercury			80.2		%		70-130	16-OCT-16
WG2411969-1 MB								
Methyl Mercury			<0.0010		mg/kg wwt		0.001	16-OCT-16
HG-WET-CVAA-ED	**Tissue**							
Batch R3564717								
WG2403390-3 CRM		**DORM-4_FISH**						
Mercury (Hg)-Total			84.3		%		70-130	05-OCT-16
WG2403390-4 DUP		**L1829247-12**						
Mercury (Hg)-Total		0.0462	0.0444		mg/kg wwt	3.8	40	05-OCT-16
WG2403390-2 LCS								
Mercury (Hg)-Total			105.5		%		80-120	05-OCT-16
WG2403390-1 MB								
Mercury (Hg)-Total			<0.0020		mg/kg wwt		0.002	05-OCT-16
MET-WET-CCMS-ED	**Tissue**							

Quality Control Report

Workorder: L1829247 Report Date: 21-OCT-16

Client: AMEC Foster Wheeler
140 QUARRY PARK BLVD SE
CALGARY AB T2C 3G3
Contact: Heather Currie

Test	Matrix	Reference	Result	Qualifier	Units	RPD	Limit	Analyzed
MET-WET-CCMS-ED	**Tissue**							
Batch R3572973								
WG2403390-3 CRM		**DORM-4_FISH**						
Arsenic (As)-Total			97.0		%		70-130	17-OCT-16
Cadmium (Cd)-Total			92.9		%		70-130	17-OCT-16
Chromium (Cr)-Total			91.3		%		70-130	17-OCT-16
Copper (Cu)-Total			95.5		%		70-130	17-OCT-16
Iron (Fe)-Total			95.6		%		70-130	17-OCT-16
Nickel (Ni)-Total			91.6		%		70-130	17-OCT-16
Selenium (Se)-Total			100.0		%		70-130	17-OCT-16
Zinc (Zn)-Total			92.8		%		70-130	17-OCT-16
WG2403390-4 DUP		**L1829247-12**						
Aluminum (Al)-Total		2.6	2.8		mg/kg wwt	5.6	40	17-OCT-16
Antimony (Sb)-Total		<0.010	<0.010	RPD-NA	mg/kg wwt	N/A	40	17-OCT-16
Arsenic (As)-Total		0.063	0.061		mg/kg wwt	2.6	40	17-OCT-16
Barium (Ba)-Total		4.74	4.74		mg/kg wwt	0.0	40	17-OCT-16
Beryllium (Be)-Total		<0.040	<0.040	RPD-NA	mg/kg wwt	N/A	40	17-OCT-16
Bismuth (Bi)-Total		<0.060	<0.060	RPD-NA	mg/kg wwt	N/A	40	17-OCT-16
Boron (B)-Total		<0.40	<0.40	RPD-NA	mg/kg wwt	N/A	40	17-OCT-16
Cadmium (Cd)-Total		<0.0060	<0.0060	RPD-NA	mg/kg wwt	N/A	40	17-OCT-16
Calcium (Ca)-Total		7970	7800		mg/kg wwt	2.1	60	17-OCT-16
Chromium (Cr)-Total		1.06	1.04		mg/kg wwt	1.8	40	17-OCT-16
Cobalt (Co)-Total		0.022	0.023		mg/kg wwt	4.0	40	17-OCT-16
Copper (Cu)-Total		1.59	1.57		mg/kg wwt	1.2	40	17-OCT-16
Iron (Fe)-Total		136	135		mg/kg wwt	0.9	40	17-OCT-16
Lead (Pb)-Total		<0.0080	0.0080	RPD-NA	mg/kg wwt	N/A	40	17-OCT-16
Lithium (Li)-Total		<0.10	<0.10	RPD-NA	mg/kg wwt	N/A	40	17-OCT-16
Magnesium (Mg)-Total		347	350		mg/kg wwt	1.0	40	17-OCT-16
Manganese (Mn)-Total		12.2	12.1		mg/kg wwt	0.9	40	17-OCT-16
Molybdenum (Mo)-Total		0.138	0.140		mg/kg wwt	1.1	40	17-OCT-16
Nickel (Ni)-Total		0.618	0.622		mg/kg wwt	0.6	40	17-OCT-16
Phosphorus (P)-Total		5690	5690		mg/kg wwt	0.1	40	17-OCT-16
Potassium (K)-Total		2990	2890		mg/kg wwt	3.4	40	17-OCT-16
Selenium (Se)-Total		0.138	0.137		mg/kg wwt	0.5	40	17-OCT-16
Sodium (Na)-Total		873	845		mg/kg wwt	3.2	40	17-OCT-16
Strontium (Sr)-Total		5.10	5.09		mg/kg wwt	0.3	60	17-OCT-16

ALS Environmental

Quality Control Report

Workorder: L1829247 Report Date: 21-OCT-16

Client: AMEC Foster Wheeler
140 QUARRY PARK BLVD SE
CALGARY AB T2C 3G3
Contact: Heather Currie

Test	Matrix	Reference	Result	Qualifier	Units	RPD	Limit	Analyzed
MET-WET-CCMS-ED	**Tissue**							
Batch R3572973								
WG2403390-4 DUP		**L1829247-12**						
Sulfur (S)-Total		1960	1950		mg/kg wwt	0.1	40	17-OCT-16
Thallium (Tl)-Total		<0.0060	<0.0060	RPD-NA	mg/kg wwt	N/A	40	17-OCT-16
Tin (Sn)-Total		<0.020	<0.020	RPD-NA	mg/kg wwt	N/A	40	17-OCT-16
Uranium (U)-Total		<0.0020	<0.0020	RPD-NA	mg/kg wwt	N/A	40	17-OCT-16
Vanadium (V)-Total		0.016	0.016		mg/kg wwt	2.5	40	17-OCT-16
Zinc (Zn)-Total		55.2	54.9		mg/kg wwt	0.6	40	17-OCT-16
Zirconium (Zr)-Total		<1.0	<1.0	RPD-NA	mg/kg wwt	N/A	40	17-OCT-16
WG2403390-2 LCS								
Aluminum (Al)-Total			104.9		%		80-120	17-OCT-16
Antimony (Sb)-Total			97.1		%		80-120	17-OCT-16
Arsenic (As)-Total			102.3		%		80-120	17-OCT-16
Barium (Ba)-Total			105.2		%		80-120	17-OCT-16
Beryllium (Be)-Total			106.3		%		80-120	17-OCT-16
Bismuth (Bi)-Total			101.1		%		80-120	17-OCT-16
Boron (B)-Total			107.2		%		80-120	17-OCT-16
Cadmium (Cd)-Total			99.8		%		80-120	17-OCT-16
Calcium (Ca)-Total			106.4		%		80-120	17-OCT-16
Chromium (Cr)-Total			103.0		%		80-120	17-OCT-16
Cobalt (Co)-Total			101.8		%		80-120	17-OCT-16
Copper (Cu)-Total			101.7		%		80-120	17-OCT-16
Iron (Fe)-Total			98.1		%		80-120	17-OCT-16
Lead (Pb)-Total			100.6		%		80-120	17-OCT-16
Lithium (Li)-Total			97.5		%		80-120	17-OCT-16
Magnesium (Mg)-Total			107.7		%		80-120	17-OCT-16
Manganese (Mn)-Total			103.5		%		80-120	17-OCT-16
Molybdenum (Mo)-Total			109.1		%		80-120	17-OCT-16
Nickel (Ni)-Total			100.0		%		80-120	17-OCT-16
Phosphorus (P)-Total			109.2		%		80-120	17-OCT-16
Potassium (K)-Total			104.8		%		80-120	17-OCT-16
Selenium (Se)-Total			100.8		%		80-120	17-OCT-16
Sodium (Na)-Total			102.7		%		80-120	17-OCT-16
Strontium (Sr)-Total			102.0		%		80-120	17-OCT-16
Sulfur (S)-Total			105.6		%		80-120	17-OCT-16

Quality Control Report

Workorder: L1829247 Report Date: 21-OCT-16

Client: AMEC Foster Wheeler
140 QUARRY PARK BLVD SE
CALGARY AB T2C 3G3
Contact: Heather Currie

Test	Matrix	Reference	Result	Qualifier	Units	RPD	Limit	Analyzed
MET-WET-CCMS-ED	**Tissue**							
Batch R3572973								
WG2403390-2 LCS								
Thallium (Tl)-Total			102.0		%		80-120	17-OCT-16
Titanium (Ti)-Total			100.6		%		80-120	17-OCT-16
Tin (Sn)-Total			99.6		%		80-120	17-OCT-16
Uranium (U)-Total			113.5		%		80-120	17-OCT-16
Vanadium (V)-Total			103.9		%		80-120	17-OCT-16
Zinc (Zn)-Total			98.1		%		80-120	17-OCT-16
Zirconium (Zr)-Total			106.0		%		80-120	17-OCT-16
WG2403390-1 MB								
Aluminum (Al)-Total			<2.0		mg/kg wwt		2	17-OCT-16
Antimony (Sb)-Total			<0.010		mg/kg wwt		0.01	17-OCT-16
Arsenic (As)-Total			<0.010		mg/kg wwt		0.01	17-OCT-16
Barium (Ba)-Total			<0.020		mg/kg wwt		0.02	17-OCT-16
Beryllium (Be)-Total			<0.040		mg/kg wwt		0.04	17-OCT-16
Bismuth (Bi)-Total			<0.060		mg/kg wwt		0.06	17-OCT-16
Boron (B)-Total			<0.40		mg/kg wwt		0.4	17-OCT-16
Cadmium (Cd)-Total			<0.0060		mg/kg wwt		0.006	17-OCT-16
Calcium (Ca)-Total			<2.0		mg/kg wwt		2	17-OCT-16
Chromium (Cr)-Total			<0.040		mg/kg wwt		0.04	17-OCT-16
Cobalt (Co)-Total			<0.020		mg/kg wwt		0.02	17-OCT-16
Copper (Cu)-Total			<0.040		mg/kg wwt		0.04	17-OCT-16
Iron (Fe)-Total			<1.0		mg/kg wwt		1	17-OCT-16
Lead (Pb)-Total			<0.0080		mg/kg wwt		0.008	17-OCT-16
Lithium (Li)-Total			<0.10		mg/kg wwt		0.1	17-OCT-16
Magnesium (Mg)-Total			<2.0		mg/kg wwt		2	17-OCT-16
Manganese (Mn)-Total			<0.020		mg/kg wwt		0.02	17-OCT-16
Molybdenum (Mo)-Total			<0.020		mg/kg wwt		0.02	17-OCT-16
Phosphorus (P)-Total			<4.0		mg/kg wwt		4	17-OCT-16
Potassium (K)-Total			<4.0		mg/kg wwt		4	17-OCT-16
Selenium (Se)-Total			<0.040		mg/kg wwt		0.04	17-OCT-16
Sodium (Na)-Total			<4.0		mg/kg wwt		4	17-OCT-16
Strontium (Sr)-Total			<0.010		mg/kg wwt		0.01	17-OCT-16
Thallium (Tl)-Total			<0.0060		mg/kg wwt		0.006	17-OCT-16
Titanium (Ti)-Total			<0.10		mg/kg wwt		0.1	17-OCT-16
Tin (Sn)-Total			<0.020		mg/kg wwt		0.02	17-OCT-16

Quality Control Report

Workorder: L1829247 Report Date: 21-OCT-16

Client: AMEC Foster Wheeler
140 QUARRY PARK BLVD SE
CALGARY AB T2C 3G3
Contact: Heather Currie

Test	Matrix	Reference	Result	Qualifier	Units	RPD	Limit	Analyzed
MET-WET-CCMS-ED	**Tissue**							
Batch R3572973								
WG2403390-1 MB								
Uranium (U)-Total			<0.0020		mg/kg wwt		0.002	17-OCT-16
Vanadium (V)-Total			<0.010		mg/kg wwt		0.01	17-OCT-16
Zinc (Zn)-Total			<0.20		mg/kg wwt		0.2	17-OCT-16
Zirconium (Zr)-Total			<1.0		mg/kg wwt		1	17-OCT-16
Batch R3573901								
WG2403390-3 CRM		**DORM-4_FISH**						
Lead (Pb)-Total			54.6		%		46-80	18-OCT-16
WG2403390-4 DUP		**L1829247-12**						
Titanium (Ti)-Total		<0.20	<0.20	RPD-NA	mg/kg wwt	N/A	40	18-OCT-16
WG2403390-1 MB								
Sulfur (S)-Total			<20		mg/kg wwt		20	18-OCT-16
Batch R3575826								
WG2403390-1 MB								
Nickel (Ni)-Total			<0.040		mg/kg wwt		0.04	20-OCT-16
PAH-TMB-GCMS-CL	**Tissue**							
Batch R3570027								
WG2409679-3 DUP		**L1829247-2**						
Acenaphthene		<0.010	<0.010	RPD-NA	mg/kg wwt	N/A	50	12-OCT-16
Acenaphthylene		<0.010	<0.010	RPD-NA	mg/kg wwt	N/A	50	12-OCT-16
Anthracene		<0.010	<0.010	RPD-NA	mg/kg wwt	N/A	50	12-OCT-16
Fluoranthene		<0.010	<0.010	RPD-NA	mg/kg wwt	N/A	50	12-OCT-16
Fluorene		<0.010	<0.010	RPD-NA	mg/kg wwt	N/A	50	12-OCT-16
Naphthalene		<0.050	<0.050	RPD-NA	mg/kg wwt	N/A	50	12-OCT-16
Phenanthrene		<0.010	<0.010	RPD-NA	mg/kg wwt	N/A	50	12-OCT-16
Pyrene		<0.010	<0.010	RPD-NA	mg/kg wwt	N/A	50	12-OCT-16
Benz(a)anthracene		<0.010	<0.010	RPD-NA	mg/kg wwt	N/A	50	12-OCT-16
Benzo(b&j)fluoranthene		<0.010	<0.010	RPD-NA	mg/kg wwt	N/A	50	12-OCT-16
Benzo(k)fluoranthene		<0.010	<0.010	RPD-NA	mg/kg wwt	N/A	50	12-OCT-16
Benzo(g,h,i)perylene		<0.010	<0.010	RPD-NA	mg/kg wwt	N/A	50	12-OCT-16
Benzo(a)pyrene		<0.010	<0.010	RPD-NA	mg/kg wwt	N/A	50	12-OCT-16
Chrysene		<0.010	<0.010	RPD-NA	mg/kg wwt	N/A	50	12-OCT-16
Dibenz(a,h)anthracene		<0.010	<0.010	RPD-NA	mg/kg wwt	N/A	50	12-OCT-16
Indeno(1,2,3-c,d)pyrene		<0.010	<0.010	RPD-NA	mg/kg wwt	N/A	50	12-OCT-16

Quality Control Report

Workorder: L1829247 Report Date: 21-OCT-16

Client: AMEC Foster Wheeler
140 QUARRY PARK BLVD SE
CALGARY AB T2C 3G3
Contact: Heather Currie

Test	Matrix	Reference	Result	Qualifier	Units	RPD	Limit	Analyzed
PAH-TMB-GCMS-CL	**Tissue**							
Batch R3570027								
WG2409679-1 LCS								
Acenaphthene			99.7		%		50-150	12-OCT-16
Acenaphthylene			100.1		%		50-150	12-OCT-16
Anthracene			105.9		%		50-150	12-OCT-16
Fluoranthene			107.3		%		50-150	12-OCT-16
Fluorene			107.0		%		50-150	12-OCT-16
Naphthalene			97.6		%		50-150	12-OCT-16
Phenanthrene			98.3		%		50-150	12-OCT-16
Pyrene			109.0		%		50-150	12-OCT-16
Benz(a)anthracene			104.1		%		50-150	12-OCT-16
Benzo(b&j)fluoranthene			105.1		%		50-150	12-OCT-16
Benzo(k)fluoranthene			115.5		%		50-150	12-OCT-16
Benzo(g,h,i)perylene			112.7		%		50-150	12-OCT-16
Benzo(a)pyrene			111.3		%		50-150	12-OCT-16
Chrysene			119.3		%		50-150	12-OCT-16
Dibenz(a,h)anthracene			110.4		%		50-150	12-OCT-16
Indeno(1,2,3-c,d)pyrene			111.6		%		50-150	12-OCT-16
WG2409679-2 MB								
Acenaphthene			<0.010		mg/kg wwt		0.01	12-OCT-16
Acenaphthylene			<0.010		mg/kg wwt		0.01	12-OCT-16
Anthracene			<0.010		mg/kg wwt		0.01	12-OCT-16
Fluoranthene			<0.010		mg/kg wwt		0.01	12-OCT-16
Fluorene			<0.010		mg/kg wwt		0.01	12-OCT-16
Naphthalene			<0.050		mg/kg wwt		0.05	12-OCT-16
Phenanthrene			<0.010		mg/kg wwt		0.01	12-OCT-16
Pyrene			<0.010		mg/kg wwt		0.01	12-OCT-16
Benz(a)anthracene			<0.010		mg/kg wwt		0.01	12-OCT-16
Benzo(b&j)fluoranthene			<0.010		mg/kg wwt		0.01	12-OCT-16
Benzo(k)fluoranthene			<0.010		mg/kg wwt		0.01	12-OCT-16
Benzo(g,h,i)perylene			<0.010		mg/kg wwt		0.01	12-OCT-16
Benzo(a)pyrene			<0.010		mg/kg wwt		0.01	12-OCT-16
Chrysene			<0.010		mg/kg wwt		0.01	12-OCT-16
Dibenz(a,h)anthracene			<0.010		mg/kg wwt		0.01	12-OCT-16
Indeno(1,2,3-c,d)pyrene			<0.010		mg/kg wwt		0.01	12-OCT-16
Surrogate: d10-Acenaphthene			92.2		%		50-150	12-OCT-16

Quality Control Report

Client: AMEC Foster Wheeler
140 QUARRY PARK BLVD SE
CALGARY AB T2C 3G3

Contact: Heather Currie

Test	Matrix	Reference	Result	Qualifier	Units	RPD	Limit	Analyzed
PAH-TMB-GCMS-CL	**Tissue**							
Batch	**R3570027**							
WG2409679-2	**MB**							
Surrogate: d10-Phenanthrene			97.7		%		50-150	12-OCT-16
Surrogate: d12-Chrysene			103.5		%		50-150	12-OCT-16

Quali[illegible]port

Workorder: L1829247 Report Date: 21-OCT-16

Client: AMEC Foster Wheeler
140 QUARRY PARK BLVD SE
CALGARY AB T2C 3G3
Contact: Heather Currie

Legend:

Limit	ALS Control Limit (Data Quality Objectives)
DUP	Duplicate
RPD	Relative Percent Difference
N/A	Not Available
LCS	Laboratory Control Sample
SRM	Standard Reference Material
MS	Matrix Spike
MSD	Matrix Spike Duplicate
ADE	Average Desorption Efficiency
MB	Method Blank
IRM	Internal Reference Material
CRM	Certified Reference Material
CCV	Continuing Calibration Verification
CVS	Calibration Verification Standard
LCSD	Laboratory Control Sample Duplicate

Sample Parameter Qualifier Definitions:

Qualifier	Description
DLM	Detection Limit Adjusted due to sample matrix effects (e.g. chemical interference, colour, turbidity).
DUP-H	Duplicate results outside ALS DQO, due to sample heterogeneity.
RPD-NA	Relative Percent Difference Not Available due to result(s) being less than detection limit.

Quality Control Report

Workorder: L1829247 Report Date: 21-OCT-16

Client: AMEC Foster Wheeler
140 QUARRY PARK BLVD SE
CALGARY AB T2C 3G3
Contact: Heather Currie

Hold Time Exceedances:

ALS Product Description	Sample ID	Sampling Date	Date Processed	Rec. HT	Actual HT	Units	Qualifier
Volatile Organic Compounds							
BTEX and F1 (C6-C10)							
	2	09-SEP-16	29-SEP-16 00:00	7	20	days	EHTL
	4	09-SEP-16	29-SEP-16 00:00	7	20	days	EHTL
	6	09-SEP-16	29-SEP-16 00:00	7	20	days	EHTL
	8	09-SEP-16	29-SEP-16 00:00	7	20	days	EHTL
	10	10-SEP-16	29-SEP-16 00:00	7	19	days	EHT
	11	14-SEP-16	29-SEP-16 00:00	7	15	days	EHT
	12	11-SEP-16	29-SEP-16 00:00	7	18	days	EHT
Hydrocarbons							
CCME Total Extractable Hydrocarbons							
	2	09-SEP-16	04-OCT-16	14	25	days	EHT
	4	09-SEP-16	04-OCT-16	14	25	days	EHT
	6	09-SEP-16	04-OCT-16	14	25	days	EHT
	8	09-SEP-16	04-OCT-16	14	25	days	EHT
	10	10-SEP-16	04-OCT-16	14	24	days	EHT
	11	14-SEP-16	04-OCT-16	14	20	days	EHT
	12	11-SEP-16	04-OCT-16	14	23	days	EHT

Legend & Qualifier Definitions:

EHTR-FM: Exceeded ALS recommended hold time prior to sample receipt. Field Measurement recommended.
EHTR: Exceeded ALS recommended hold time prior to sample receipt.
EHTL: Exceeded ALS recommended hold time prior to analysis. Sample was received less than 24 hours prior to expiry.
EHT: Exceeded ALS recommended hold time prior to analysis.
Rec. HT: ALS recommended hold time (see units).

Notes*:
Where actual sampling date is not provided to ALS, the date (& time) of receipt is used for calculation purposes.
Where actual sampling time is not provided to ALS, the earlier of 12 noon on the sampling date or the time (& date) of receipt is used for calculation purposes. Samples for L1829247 were received on 15-SEP-16 12:23.

ALS recommended hold times may vary by province. They are assigned to meet known provincial and/or federal government requirements. In the absence of regulatory hold times, ALS establishes recommendations based on guidelines published by the US EPA, APHA Standard Methods, or Environment Canada (where available). For more information, please contact ALS.

The ALS Quality Control Report is provided to ALS clients upon request. ALS includes comprehensive QC checks with every analysis to ensure our high standards of quality are met. Each QC result has a known or expected target value, which is compared against pre-determined data quality objectives to provide confidence in the accuracy of associated test results.

Please note that this report may contain QC results from anonymous Sample Duplicates and Matrix Spikes that do not originate from this Work Order.

Hydrocarbon Distribution Report

ALS Sample ID: L1829247-2
Client ID: NRPK-1-ORGANICS

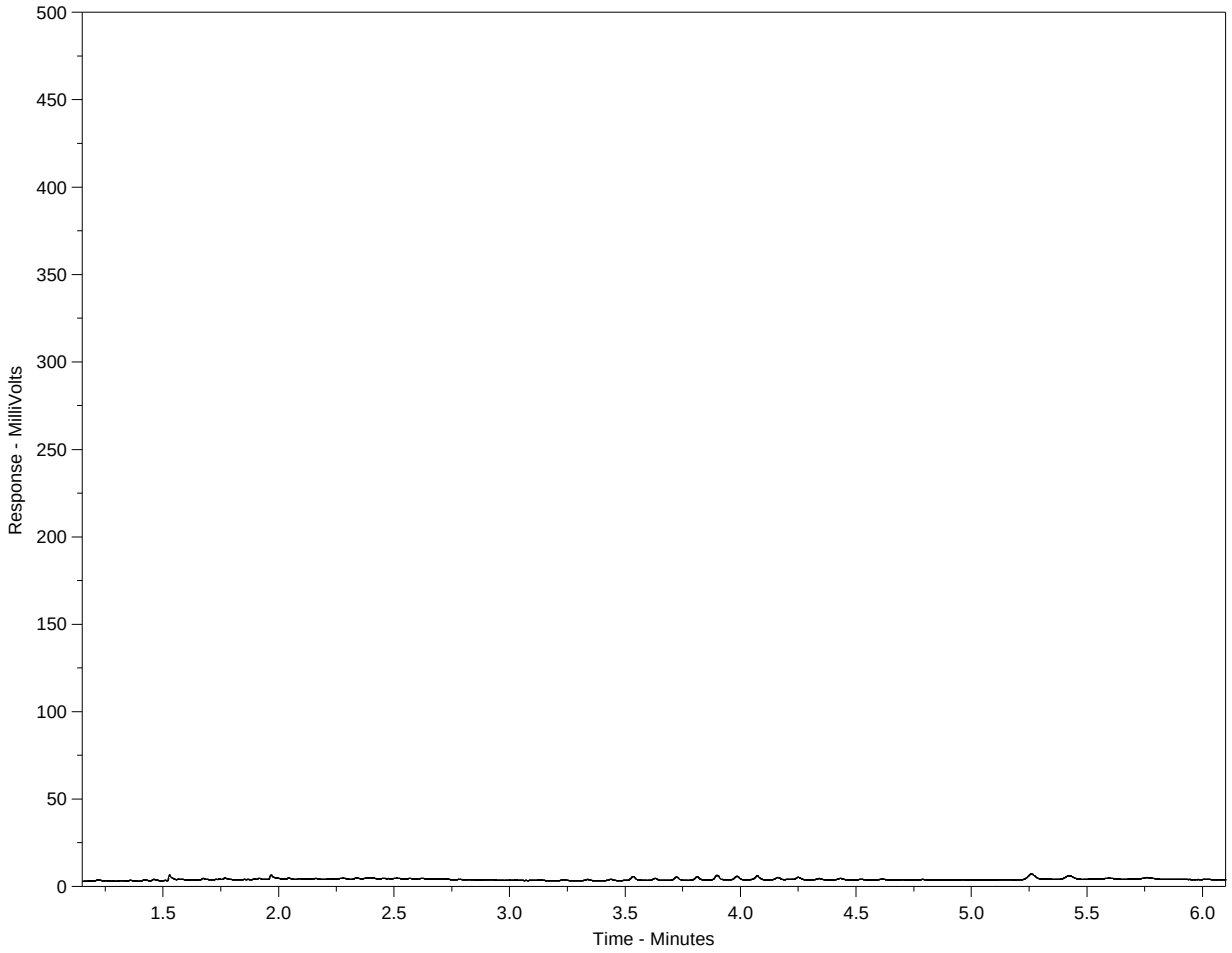

F2		F3	F4	>F4
nC10	nC16	nC34	nC50	
174°C	287°C	481°C	575°C	
346°F	549°F	898°F	1067°F	
Gasoline		Motor Oils/ Lube Oils/ Grease		
Diesel/ Jet Fuels				

The Canada Wide Standard Hydrocarbon Distribution Report is intended to assist you in characterizing hydrocarbon products that may be present in your sample. The scale at the bottom of the chromatogram indicates the approximate retention times of common petroleum products as well as a number of specified n-alkane hydrocarbon marker compounds. Comparison of this report with those of reference standards may also assist in characterizing hydrocarbons present in the sample.

Peak heights in this report are a function of the sample concentration, the sample amount extracted, the sample dilution factor, and the scale at left.

Note:
This chromatogram was produced with a high temperature GC method that is specific to the Canada-Wide Standard method. Note that retention times and distribution profiles from reports produced using different GC programs will differ.

Hydrocarbon Distribution Report

ALS Sample ID: L1829247-4
Client ID: NRPK-2-ORGANICS

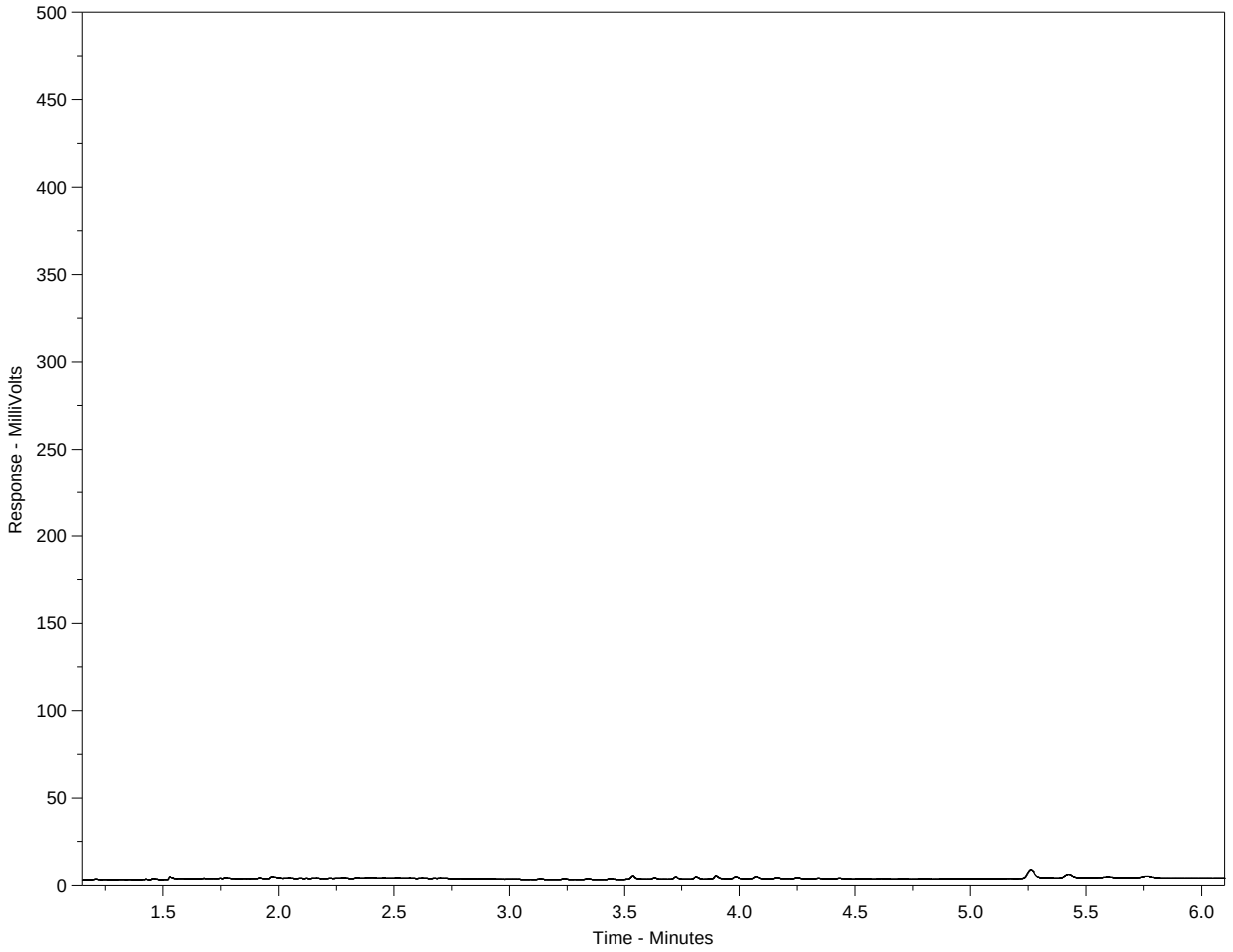

F2		F3	F4	>F4
nC10	nC16	nC34	nC50	
174°C	287°C	481°C	575°C	
346°F	549°F	898°F	1067°F	
Gasoline		Motor Oils/ Lube Oils/ Grease		
Diesel/ Jet Fuels				

The Canada Wide Standard Hydrocarbon Distribution Report is intended to assist you in characterizing hydrocarbon products that may be present in your sample. The scale at the bottom of the chromatogram indicates the approximate retention times of common petroleum products as well as a number of specified n-alkane hydrocarbon marker compounds. Comparison of this report with those of reference standards may also assist in characterizing hydrocarbons present in the sample.

Peak heights in this report are a function of the sample concentration, the sample amount extracted, the sample dilution factor, and the scale at left.

Note:
This chromatogram was produced with a high temperature GC method that is specific to the Canada-Wide Standard method. Note that retention times and distribution profiles from reports produced using different GC programs will differ.

Hydrocarbon Distribution Report

ALS Sample ID: L1829247-6
Client ID: NRPK-3-ORGANICS

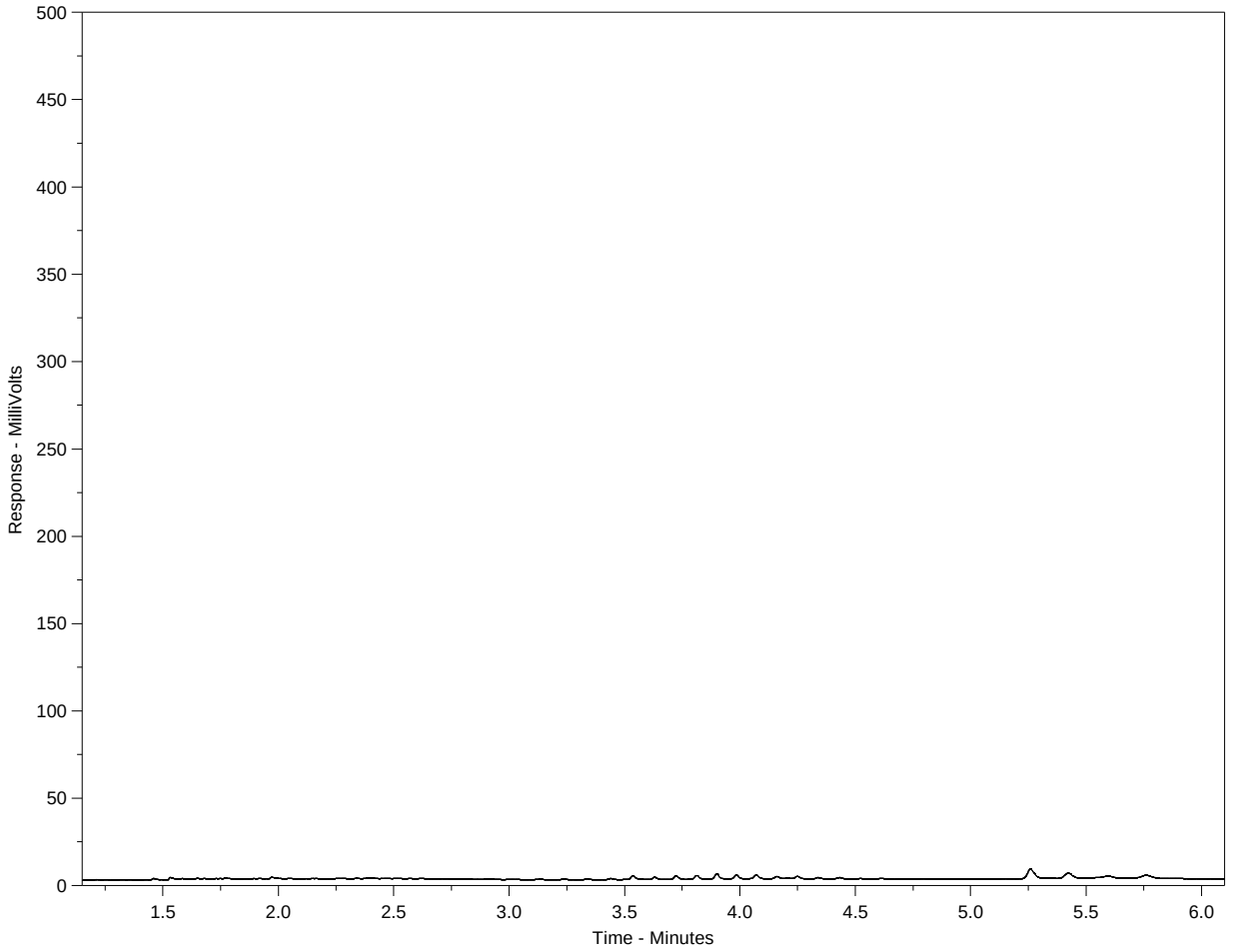

F2		F3	F4	>F4
nC10	nC16		nC34	nC50
174°C	287°C		481°C	575°C
346°F	549°F		898°F	1067°F
Gasoline			Motor Oils/ Lube Oils/ Grease	
Diesel/ Jet Fuels				

The Canada Wide Standard Hydrocarbon Distribution Report is intended to assist you in characterizing hydrocarbon products that may be present in your sample. The scale at the bottom of the chromatogram indicates the approximate retention times of common petroleum products as well as a number of specified n-alkane hydrocarbon marker compounds. Comparison of this report with those of reference standards may also assist in characterizing hydrocarbons present in the sample.

Peak heights in this report are a function of the sample concentration, the sample amount extracted, the sample dilution factor, and the scale at left.

Note:
This chromatogram was produced with a high temperature GC method that is specific to the Canada-Wide Standard method. Note that retention times and distribution profiles from reports produced using different GC programs will differ.

Hydrocarbon Distribution Report

ALS Sample ID: L1829247-8
Client ID: NRPK-4-ORGANICS

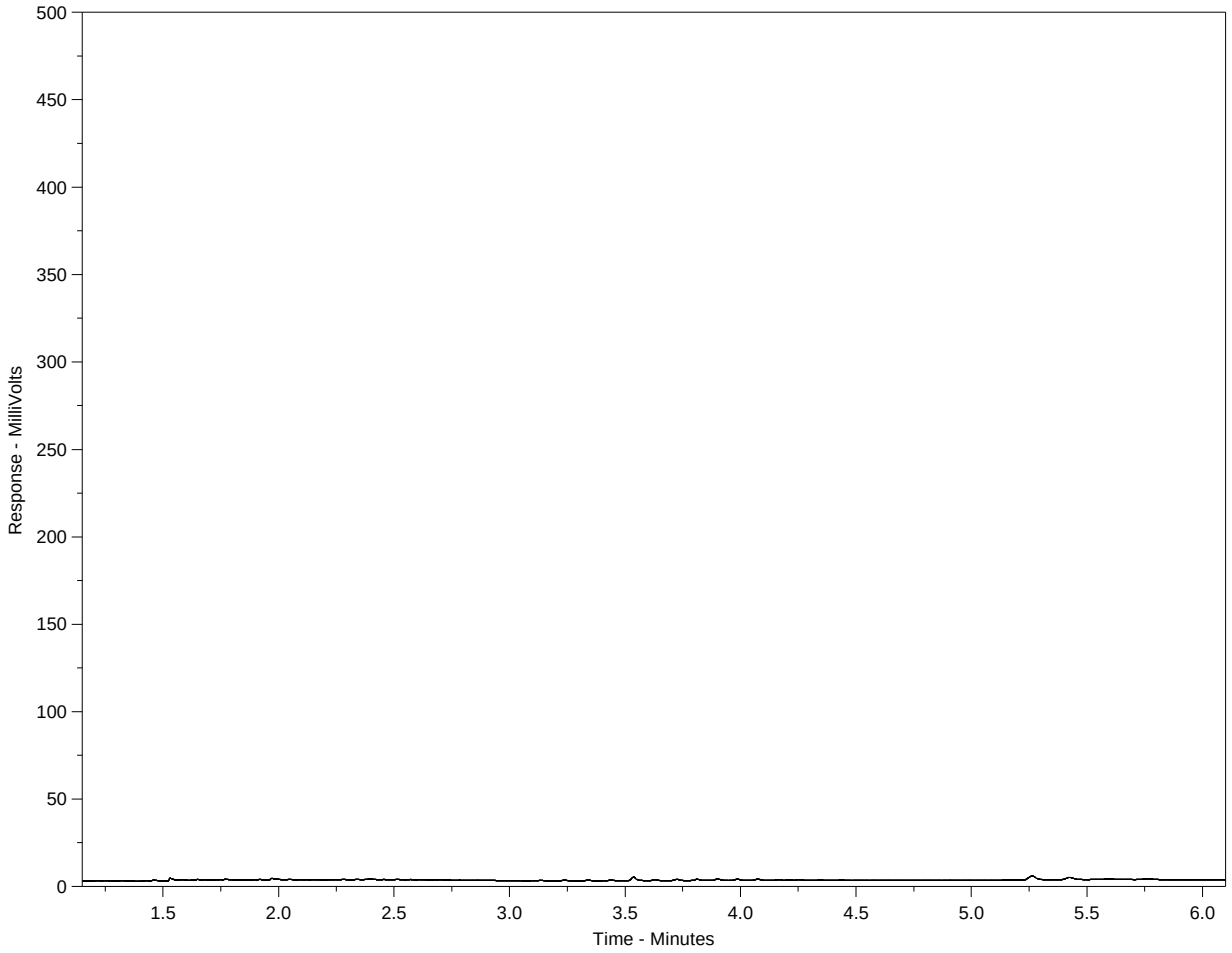

F2		F3	F4	>F4
nC10	nC16		nC34	nC50
174°C	287°C		481°C	575°C
346°F	549°F		898°F	1067°F
Gasoline			Motor Oils/ Lube Oils/ Grease	
Diesel/ Jet Fuels				

The Canada Wide Standard Hydrocarbon Distribution Report is intended to assist you in characterizing hydrocarbon products that may be present in your sample. The scale at the bottom of the chromatogram indicates the approximate retention times of common petroleum products as well as a number of specified n-alkane hydrocarbon marker compounds. Comparison of this report with those of reference standards may also assist in characterizing hydrocarbons present in the sample.

Peak heights in this report are a function of the sample concentration, the sample amount extracted, the sample dilution factor, and the scale at left.

Note:
This chromatogram was produced with a high temperature GC method that is specific to the Canada-Wide Standard method. Note that retention times and distribution profiles from reports produced using different GC programs will differ.

Hydrocarbon Distribution Report

ALS Sample ID: L1829247-10
Client ID: NRPK-5-ORGANICS

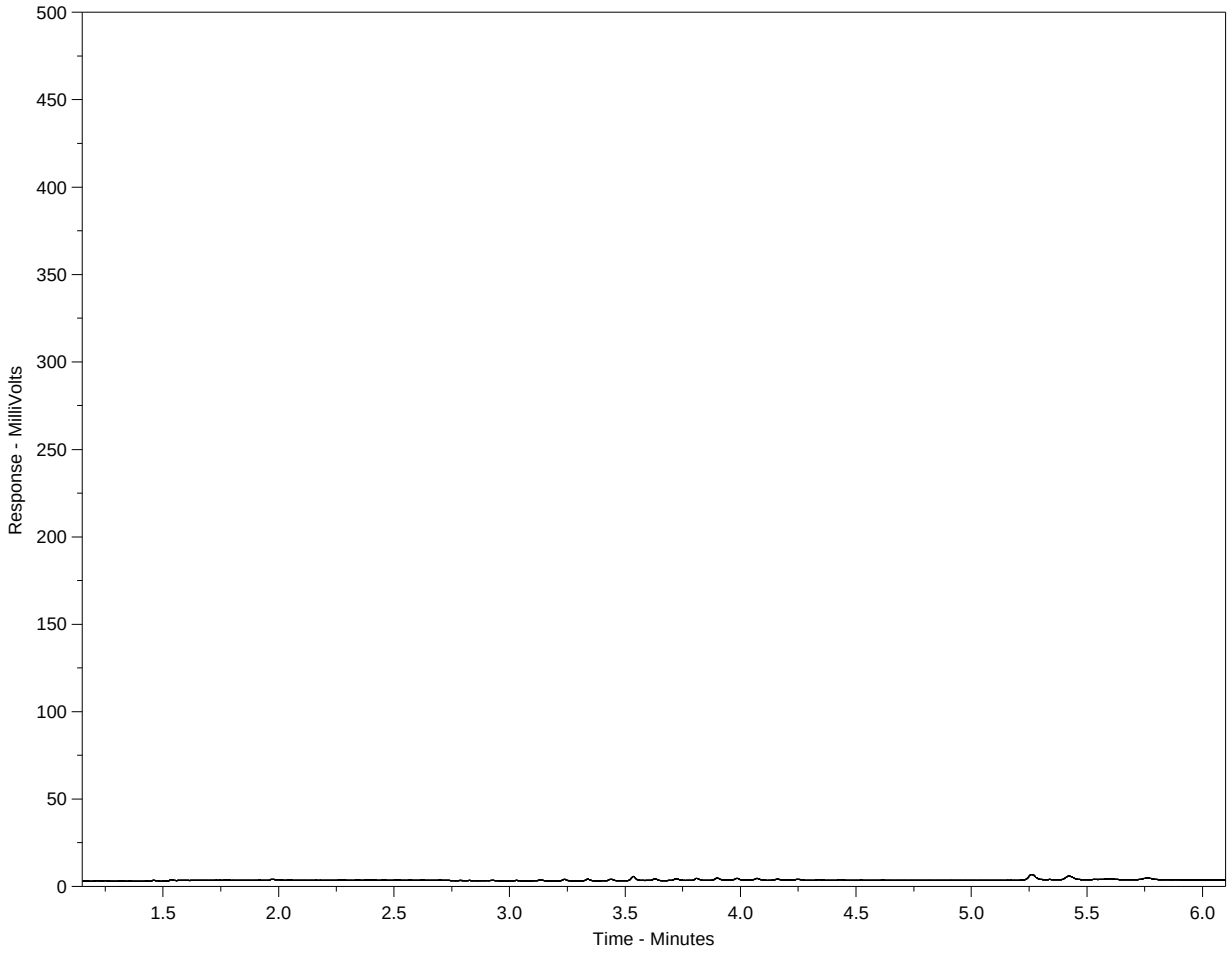

F2		F3	F4	>F4
nC10	nC16	nC34	nC50	
174°C	287°C	481°C	575°C	
346°F	549°F	898°F	1067°F	
Gasoline		Motor Oils/ Lube Oils/ Grease		
Diesel/ Jet Fuels				

The Canada Wide Standard Hydrocarbon Distribution Report is intended to assist you in characterizing hydrocarbon products that may be present in your sample. The scale at the bottom of the chromatogram indicates the approximate retention times of common petroleum products as well as a number of specified n-alkane hydrocarbon marker compounds. Comparison of this report with those of reference standards may also assist in characterizing hydrocarbons present in the sample.

Peak heights in this report are a function of the sample concentration, the sample amount extracted, the sample dilution factor, and the scale at left.

Note:
This chromatogram was produced with a high temperature GC method that is specific to the Canada-Wide Standard method. Note that retention times and distribution profiles from reports produced using different GC programs will differ.

Hydrocarbon Distribution Report

ALS Sample ID: L1829247-11
Client ID: SITE P2-2-COMPOSITE

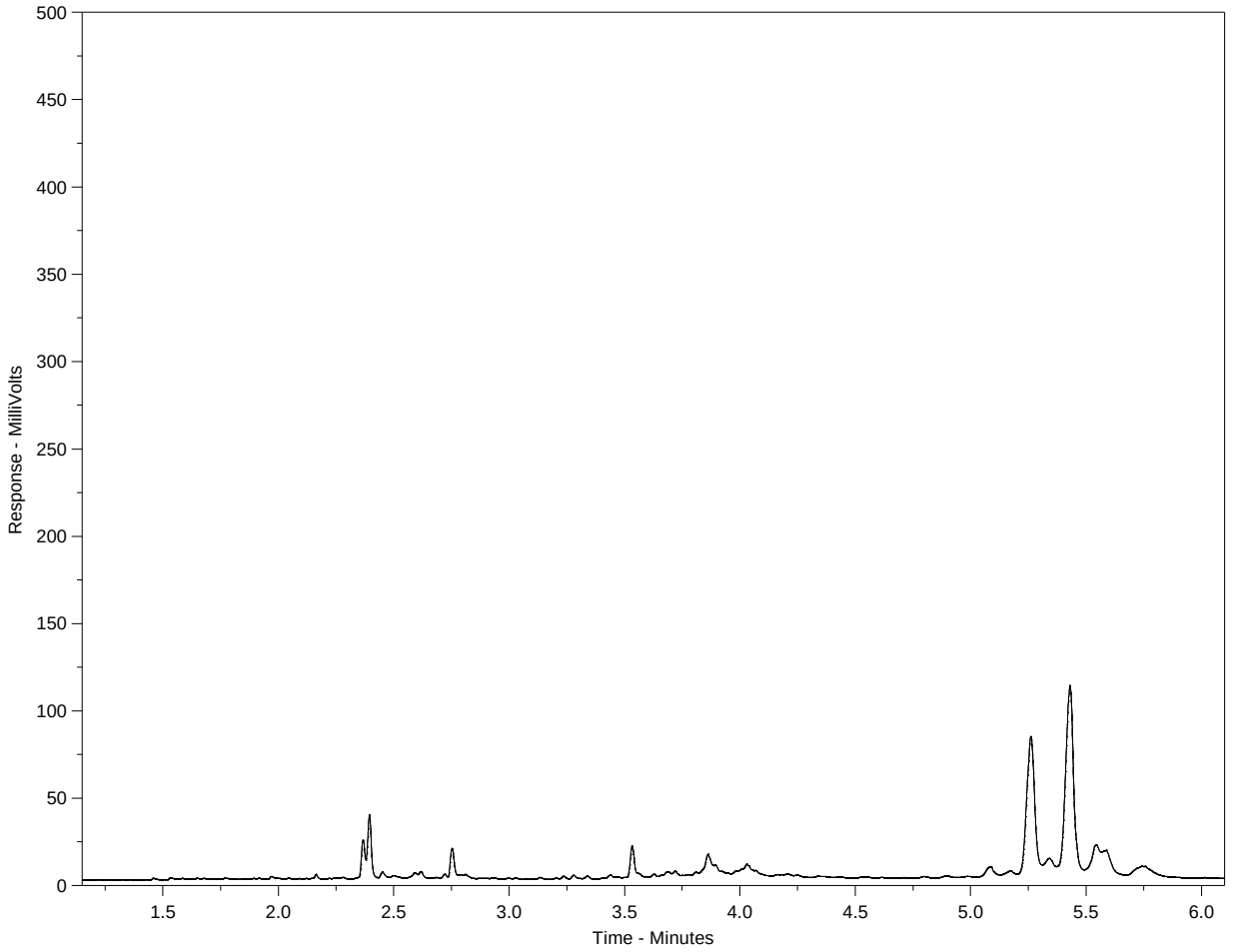

F2		F3	F4	>F4
nC10	nC16	nC34	nC50	
174°C	287°C	481°C	575°C	
346°F	549°F	898°F	1067°F	
Gasoline		Motor Oils/ Lube Oils/ Grease		
Diesel/ Jet Fuels				

The Canada Wide Standard Hydrocarbon Distribution Report is intended to assist you in characterizing hydrocarbon products that may be present in your sample. The scale at the bottom of the chromatogram indicates the approximate retention times of common petroleum products as well as a number of specified n-alkane hydrocarbon marker compounds. Comparison of this report with those of reference standards may also assist in characterizing hydrocarbons present in the sample.

Peak heights in this report are a function of the sample concentration, the sample amount extracted, the sample dilution factor, and the scale at left.

Note:
This chromatogram was produced with a high temperature GC method that is specific to the Canada-Wide Standard method. Note that retention times and distribution profiles from reports produced using different GC programs will differ.

Hydrocarbon Distribution Report

ALS Sample ID: L1829247-12
Client ID: SITE P2-5-COMPOSITE

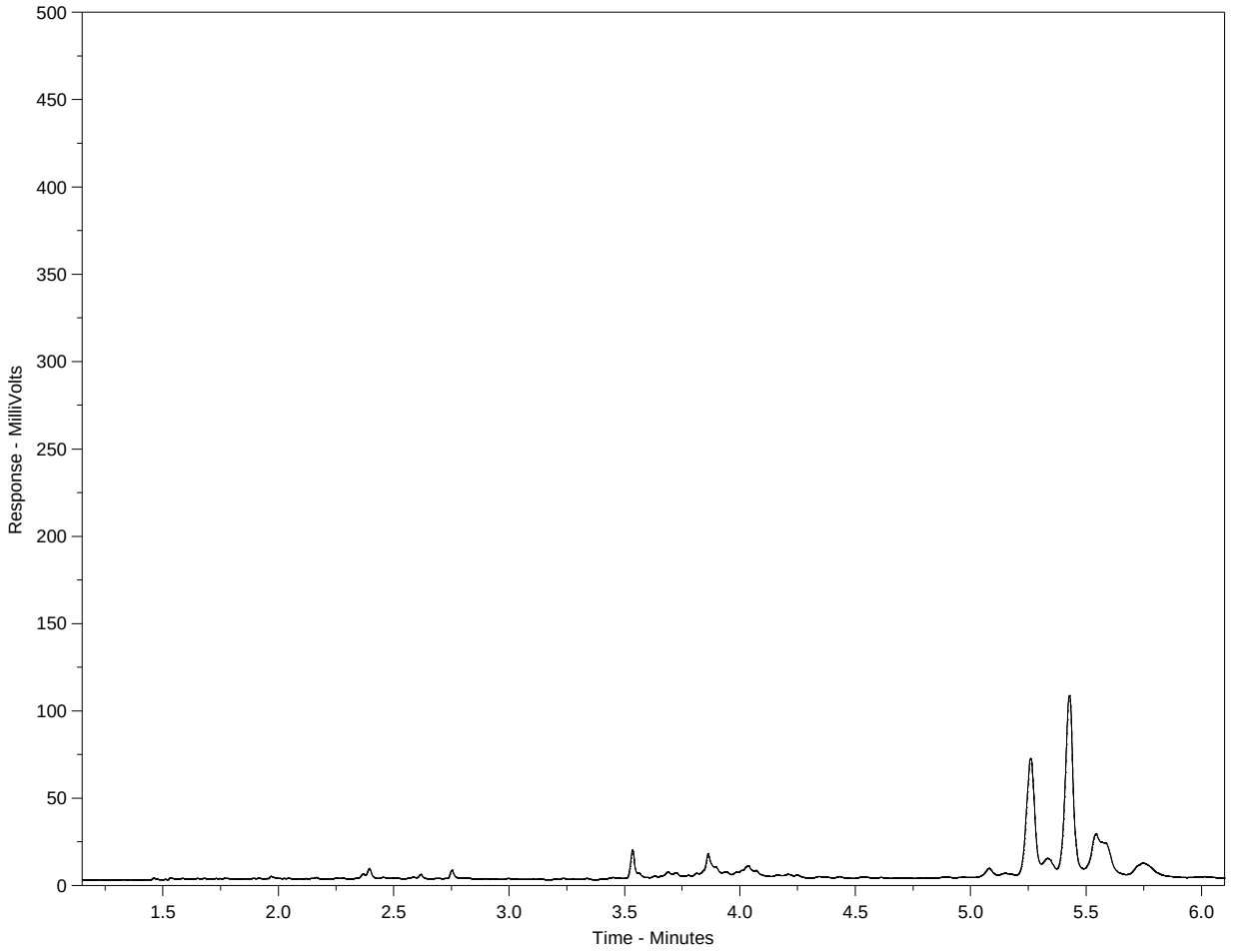

F2		F3	F4	>F4
nC10	nC16		nC34	nC50
174°C	287°C		481°C	575°C
346°F	549°F		898°F	1067°F
Gasoline			Motor Oils/ Lube Oils/ Grease	
Diesel/ Jet Fuels				

The Canada Wide Standard Hydrocarbon Distribution Report is intended to assist you in characterizing hydrocarbon products that may be present in your sample. The scale at the bottom of the chromatogram indicates the approximate retention times of common petroleum products as well as a number of specified n-alkane hydrocarbon marker compounds. Comparison of this report with those of reference standards may also assist in characterizing hydrocarbons present in the sample.

Peak heights in this report are a function of the sample concentration, the sample amount extracted, the sample dilution factor, and the scale at left.

Note:
This chromatogram was produced with a high temperature GC method that is specific to the Canada-Wide Standard method. Note that retention times and distribution profiles from reports produced using different GC programs will differ.

Previous View | Main Menu | Search

ALS Environmental
www.alsglobal.com

Chain of Custody (COC) / Analytical Request Form

Canada Toll Free: 1 800 668 9878

Affix ALS barcode label here (lab use only)

COC Number: 14 - 410461

Page 1 of 1

Report To	Heather Currie
Company:	Amec Foster Wheeler
Contact:	Heather Currie
Address:	140 Quarry Pk Blvd SE Calgary, AB
Phone:	403-387-1912/403-836-7271
Invoice To	Same as Report To ☑ Yes ☐ No
	Copy of Invoice with Report ☑ Yes ☐ No
Company:	
Contact:	

Report Format / Distribution

Select Report Format: ☒ PDF ☒ EXCEL ☐ EDD (DIGITAL)
Quality Control (QC) Report with Report ☒ Yes ☐ No
☐ Criteria on Report - provide details below if box checked
Select Distribution: ☒ EMAIL ☐ MAIL ☐ FAX
Email 1 or Fax heather.currie@amec.com
Email 2 dean.foster@amec.com

Invoice Distribution

Select Invoice Distribution: ☒ EMAIL ☐ MAIL ☐ FAX
Email 1 or Fax heather.currie@amec.com
Email 2

Select Service Level Below (Rush Turnaround Time (TAT) is not available for all tests)

- R ☒ Regular (Standard TAT if received by 3pm)
- P ☐ Priority (2-4 business days if received by 3pm)
- E ☐ Emergency (1-2 business days if received by 3pm)
- E2 ☐ Same day or weekend emergency if received by 10am – contact ALS for surcharge.

Specify Date Required for E2,E or P:

Project Information

ALS Quote #:
Job #: CE04683.0050.***
PO / AFE:
LSD:

Oil and Gas Required Fields (client use)

Approver ID: | Cost Center:
GL Account: | Routing Code:
Activity Code:
Location:

ALS Lab Work Order # (lab use only) L1829247

ALS Contact: | Sampler: HC/DF

Analysis Request

Indicate Filtered (F), Preserved (P) or Filtered and Preserved (F/P) below

ALS Sample # (lab use only)	Sample Identification and/or Coordinates (This description will appear on the report)	Date (dd-mmm-yy)	Time (hh:mm)	Sample Type	PAH-TMB-GCMS-CL	BTX-TVH,THE-CCME-ED	HG-MEHG-WET-GCAFS-VA	CCMS-ED-MET-WET-[illegible]	HG-WET-CVAA-ED	AG-WET-MS-ED	PREP-MOISTURE-ED	Number of Containers
	NRPK-1 - Metals	09-Sep-16	–	Tissue			X	X	X	X	X	1
	NRPK-1 - Organics	09-Sep-16	–		X	X						
	NRPK-2 Metals		–				X	X	X	X	X	
	NRPK-2 Organics		–		X	X						
	NRPK-3 Metals		–				X	X	X	X	X	
	NRPK-3 Organics		–		X	X						
	NRPK-4 Metals		–				X	X	X	X	X	
	NRPK-4 Organics		–		X	X						
	NRPK-5 Metals	10-Sep-16	–				X	X	X	X	X	
	NRPK-5 Organics	10-Sep-16	–		X	X						
	Site P2-2 - composite	14-Sep-16	–		X	X	X	X	X	X	X	
	Site P2-5 - composite	11-Sep-16	–		X	X	X	X	X	X	X	

Drinking Water (DW) Samples[1] (client use)

Are samples taken from a Regulated DW System? ☐ Yes ☐ No
Are samples for human drinking water use? ☐ Yes ☐ No

Special Instructions / Specify Criteria to add on report (client Use)

Organic samples are in combusted foil
Metal samples, double bagged
Forage Fish are composite "whole Fish"

SAMPLE CONDITION AS R

Frozen ☐ SIF Obse
Ice packs Yes ☐ No ☐ Custody
Cooling Initiated ☐

INITIAL COOLER TEMPERATURES °C: 6.0°C

SHIPMENT RELEASE (client use)			INITIAL SHIPMENT RECEPTION (lab use only)			FINAL SHIPMENT REC
Released by: Heather Currie	Date: 15-Sep-16	Time: 12:20	Received by: [signature]	Date: 9/15/2016	Time: 12:23pm	Received by:

L1829247-COFC

REFER TO BACK PAGE FOR ALS LOCATIONS AND SAMPLING INFORMATION

WHITE - LABORATORY COPY YELLOW - CLIENT COPY

NA-FM-0326e v08 Front/03 October 2013

Failure to complete all portions of this form may delay analysis. Please fill in this form LEGIBLY. By the use of this form the user acknowledges and agrees with the Terms and Conditions as specified on the back page of the white - report copy.

1. If any water samples are taken from a **Regulated Drinking Water (DW) System**, please submit using an **Authorized DW COC form**.

AMEC Environment and Infrastructure
ATTN: RYAN FAULTER
140 QUARRY PARK BLVD SE
CALGARY AB T2C 3G3

Date Received: 20-AUG-12
Report Date: 22-NOV-12 12:54 (MT)
Version: FINAL

Client Phone: 403-248-4331

Certificate of Analysis

Lab Work Order #: L1196386

Project P.O. #: NOT SUBMITTED
Job Reference: CE03971.500
C of C Numbers: 10-205232, 10-248730, 10-248731, 10-248739, 10-248740, 10-248741
Legal Site Desc:

Maureen Olinek
Senior Account Manager

[This report shall not be reproduced except in full without the written authority of the Laboratory.]

ALS ENVIRONMENTAL ANALYTICAL REPORT

Sample Details/Parameters	Result	Qualifier*	D.L.	Units	Extracted	Analyzed	Batch
L1196386-1 WL-WALL1-MT							
Sampled By: ST,HC,JH on 16-AUG-12 @ 11:00							
Matrix: TISSUE							
Metals in Tissue (Wet Weight) low level							
Metals in Tissue by ICPMS wet weight							
Antimony (Sb)-Total	<0.010		0.010	mg/kg		23-SEP-12	R2444712
Arsenic (As)-Total	0.059		0.010	mg/kg		23-SEP-12	R2444712
Barium (Ba)-Total	0.566		0.020	mg/kg		23-SEP-12	R2444712
Beryllium (Be)-Total	<0.10		0.10	mg/kg		23-SEP-12	R2444712
Bismuth (Bi)-Total	<0.060		0.060	mg/kg		23-SEP-12	R2444712
Cadmium (Cd)-Total	<0.0060		0.0060	mg/kg		23-SEP-12	R2444712
Cobalt (Co)-Total	<0.020		0.020	mg/kg		23-SEP-12	R2444712
Copper (Cu)-Total	0.133		0.040	mg/kg		23-SEP-12	R2444712
Lead (Pb)-Total	0.051		0.020	mg/kg		23-SEP-12	R2444712
Lithium (Li)-Total	0.14		0.10	mg/kg		23-SEP-12	R2444712
Magnesium (Mg)-Total	336		1.0	mg/kg		23-SEP-12	R2444712
Manganese (Mn)-Total	0.127		0.010	mg/kg		23-SEP-12	R2444712
Molybdenum (Mo)-Total	<0.010		0.010	mg/kg		23-SEP-12	R2444712
Nickel (Ni)-Total	0.067		0.020	mg/kg		23-SEP-12	R2444712
Selenium (Se)-Total	0.143		0.060	mg/kg		23-SEP-12	R2444712
Strontium (Sr)-Total	0.022		0.010	mg/kg		23-SEP-12	R2444712
Thallium (Tl)-Total	<0.010		0.010	mg/kg		23-SEP-12	R2444712
Tin (Sn)-Total	<0.050		0.050	mg/kg		23-SEP-12	R2444712
Uranium (U)-Total	<0.0020		0.0020	mg/kg		23-SEP-12	R2444712
Vanadium (V)-Total	<0.10		0.10	mg/kg		23-SEP-12	R2444712
Metals in Tissue by ICPOES wet weight							
Aluminum (Al)-Total	<2.0		2.0	mg/kg		24-SEP-12	R2442459
Calcium (Ca)-Total	95.2		2.0	mg/kg		24-SEP-12	R2442459
Chromium (Cr)-Total	0.201		0.050	mg/kg		24-SEP-12	R2442459
Iron (Fe)-Total	2.9		1.0	mg/kg		24-SEP-12	R2442459
Phosphorus (P)-Total	2090		5.0	mg/kg		24-SEP-12	R2442459
Potassium (K)-Total	3770		20	mg/kg		24-SEP-12	R2442459
Sodium (Na)-Total	206		20	mg/kg		24-SEP-12	R2442459
Titanium (Ti)-Total	<0.10		0.10	mg/kg		24-SEP-12	R2442459
Zinc (Zn)-Total	3.44		0.10	mg/kg		24-SEP-12	R2442459
Miscellaneous Parameters							
% Moisture	<0.10		0.10	%		07-SEP-12	R2431485
Mercury (Hg)-Total	0.0505		0.0020	mg/kg	18-SEP-12	20-SEP-12	R2439633
Silver (Ag)-Total	<0.050		0.050	mg/kg		23-SEP-12	R2444712
L1196386-2 WL-WALL1-OR							
Sampled By: ST,HC,JH on 16-AUG-12 @ 11:15							
Matrix: TISSUE							
CCME BTEX,F1-F4 (Silica gel cleanup)							
BTEX and F1 (C6-C10)							
Benzene	<0.0050		0.0050	mg/kg	29-AUG-12	07-SEP-12	R2428639
Toluene	<0.050		0.050	mg/kg	29-AUG-12	07-SEP-12	R2428639
Ethylbenzene	<0.015		0.015	mg/kg	29-AUG-12	07-SEP-12	R2428639
o-Xylene	<0.050		0.050	mg/kg	29-AUG-12	07-SEP-12	R2428639
m+p-Xylene	<0.050		0.050	mg/kg	29-AUG-12	07-SEP-12	R2428639
Xylenes	<0.10		0.10	mg/kg	29-AUG-12	07-SEP-12	R2428639
CCME Total Extractable Hydrocarbons							
Surrogate: 2-Bromobenzotrifluoride	143.8	SOL:MI	70-130	%	09-SEP-12	09-SEP-12	R2433111
Prep/Analysis Dates					09-SEP-12	09-SEP-12	R2433111
CCME Total Hydrocarbons							
F1 (C6-C10)	<10		10	mg/kg		10-SEP-12	

* Refer to Referenced Information for Qualifiers (if any) and Methodology.

ALS ENVIRONMENTAL ANALYTICAL REPORT

Sample Details/Parameters	Result	Qualifier*	D.L.	Units	Extracted	Analyzed	Batch
L1196386-2 WL-WALL1-OR							
Sampled By: ST,HC,JH on 16-AUG-12 @ 11:15							
Matrix: TISSUE							
CCME Total Hydrocarbons							
F1-BTEX	<10		10	mg/kg		10-SEP-12	
F2 (C10-C16)	<5.0		5.0	mg/kg		10-SEP-12	
F3 (C16-C34)	5.3		5.0	mg/kg		10-SEP-12	
F4 (C34-C50)	<5.0		5.0	mg/kg		10-SEP-12	
Total Hydrocarbons (C6-C50)	<10		10	mg/kg		10-SEP-12	
Chromatogram to baseline at nC50	YES					10-SEP-12	
Miscellaneous Parameters							
% Moisture	<0.10		0.10	%		29-AUG-12	R2426158
CCME PAHs							
Naphthalene	<0.050		0.050	mg/kg wwt	06-NOV-12	16-NOV-12	R2477624
Acenaphthene	<0.010		0.010	mg/kg wwt	06-NOV-12	16-NOV-12	R2477624
Fluorene	<0.010		0.010	mg/kg wwt	06-NOV-12	16-NOV-12	R2477624
Phenanthrene	<0.010		0.010	mg/kg wwt	06-NOV-12	16-NOV-12	R2477624
Anthracene	<0.010		0.010	mg/kg wwt	06-NOV-12	16-NOV-12	R2477624
Fluoranthene	<0.010		0.010	mg/kg wwt	06-NOV-12	16-NOV-12	R2477624
Pyrene	<0.010		0.010	mg/kg wwt	06-NOV-12	16-NOV-12	R2477624
Benzo(a)anthracene	<0.010		0.010	mg/kg wwt	06-NOV-12	16-NOV-12	R2477624
Chrysene	<0.010		0.010	mg/kg wwt	06-NOV-12	16-NOV-12	R2477624
Benzo(b&j)fluoranthene	<0.010		0.010	mg/kg wwt	06-NOV-12	16-NOV-12	R2477624
Benzo(k)fluoranthene	<0.010		0.010	mg/kg wwt	06-NOV-12	16-NOV-12	R2477624
Benzo(a)pyrene	<0.010		0.010	mg/kg wwt	06-NOV-12	16-NOV-12	R2477624
Indeno(1,2,3-cd)pyrene	<0.010		0.010	mg/kg wwt	06-NOV-12	16-NOV-12	R2477624
Dibenzo(a,h)anthracene	<0.010		0.010	mg/kg wwt	06-NOV-12	16-NOV-12	R2477624
Surrogate: Naphthalene d8	67.0		30-130	%	06-NOV-12	16-NOV-12	R2477624
Surrogate: Acenaphthylene d8	82.0		50-150	%	06-NOV-12	16-NOV-12	R2477624
Surrogate: Phenanthrene d10	88.0		50-150	%	06-NOV-12	16-NOV-12	R2477624
Surrogate: Pyrene d10	81.0		50-150	%	06-NOV-12	16-NOV-12	R2477624
Surrogate: Benzo(a)pyrene d12	93.0		50-150	%	06-NOV-12	16-NOV-12	R2477624
Surrogate: Benzo(g,h,i)perylene d12	66.0		40-130	%	06-NOV-12	16-NOV-12	R2477624
L1196386-3 WL-WALL2-MT							
Sampled By: ST,HC,JH on 16-AUG-12 @ 11:30							
Matrix: TISSUE							
Metals in Tissue (Wet Weight) low level							
Metals in Tissue by ICPMS wet weight							
Antimony (Sb)-Total	<0.010		0.010	mg/kg		23-SEP-12	R2444712
Arsenic (As)-Total	0.058		0.010	mg/kg		23-SEP-12	R2444712
Barium (Ba)-Total	0.362		0.020	mg/kg		23-SEP-12	R2444712
Beryllium (Be)-Total	<0.10		0.10	mg/kg		23-SEP-12	R2444712
Bismuth (Bi)-Total	<0.060		0.060	mg/kg		23-SEP-12	R2444712
Cadmium (Cd)-Total	<0.0060		0.0060	mg/kg		23-SEP-12	R2444712
Cobalt (Co)-Total	<0.020		0.020	mg/kg		23-SEP-12	R2444712
Copper (Cu)-Total	0.122		0.040	mg/kg		23-SEP-12	R2444712
Lead (Pb)-Total	0.029		0.020	mg/kg		23-SEP-12	R2444712
Lithium (Li)-Total	<0.10		0.10	mg/kg		23-SEP-12	R2444712
Magnesium (Mg)-Total	324		1.0	mg/kg		23-SEP-12	R2444712
Manganese (Mn)-Total	0.095		0.010	mg/kg		23-SEP-12	R2444712
Molybdenum (Mo)-Total	<0.010		0.010	mg/kg		23-SEP-12	R2444712
Nickel (Ni)-Total	<0.020		0.020	mg/kg		23-SEP-12	R2444712
Selenium (Se)-Total	0.131		0.060	mg/kg		23-SEP-12	R2444712
Strontium (Sr)-Total	0.057		0.010	mg/kg		23-SEP-12	R2444712
Thallium (Tl)-Total	<0.010		0.010	mg/kg		23-SEP-12	R2444712

* Refer to Referenced Information for Qualifiers (if any) and Methodology.

ALS ENVIRONMENTAL ANALYTICAL REPORT

Sample Details/Parameters	Result	Qualifier*	D.L.	Units	Extracted	Analyzed	Batch
L1196386-3 WL-WALL2-MT							
Sampled By: ST,HC,JH on 16-AUG-12 @ 11:30							
Matrix: TISSUE							
Metals in Tissue by ICPMS wet weight							
Tin (Sn)-Total	<0.050		0.050	mg/kg		23-SEP-12	R2444712
Uranium (U)-Total	<0.0020		0.0020	mg/kg		23-SEP-12	R2444712
Vanadium (V)-Total	<0.10		0.10	mg/kg		23-SEP-12	R2444712
Metals in Tissue by ICPOES wet weight							
Aluminum (Al)-Total	<2.0		2.0	mg/kg		24-SEP-12	R2442459
Calcium (Ca)-Total	249		2.0	mg/kg		24-SEP-12	R2442459
Chromium (Cr)-Total	0.070		0.050	mg/kg		24-SEP-12	R2442459
Iron (Fe)-Total	3.0		1.0	mg/kg		24-SEP-12	R2442459
Phosphorus (P)-Total	2050		5.0	mg/kg		24-SEP-12	R2442459
Potassium (K)-Total	3520		20	mg/kg		24-SEP-12	R2442459
Sodium (Na)-Total	225		20	mg/kg		24-SEP-12	R2442459
Titanium (Ti)-Total	<0.10		0.10	mg/kg		24-SEP-12	R2442459
Zinc (Zn)-Total	3.42		0.10	mg/kg		24-SEP-12	R2442459
Miscellaneous Parameters							
% Moisture	<0.10		0.10	%		07-SEP-12	R2431485
Mercury (Hg)-Total	0.0545		0.0020	mg/kg	18-SEP-12	20-SEP-12	R2439633
Silver (Ag)-Total	<0.050		0.050	mg/kg		23-SEP-12	R2444712
L1196386-4 WL-WALL2-OR							
Sampled By: ST,HC,JH on 16-AUG-12 @ 11:45							
Matrix: TISSUE							
CCME BTEX,F1-F4 (Silica gel cleanup)							
BTEX and F1 (C6-C10)							
Benzene	<0.0050		0.0050	mg/kg	29-AUG-12	07-SEP-12	R2428639
Toluene	<0.050		0.050	mg/kg	29-AUG-12	07-SEP-12	R2428639
Ethylbenzene	<0.015		0.015	mg/kg	29-AUG-12	07-SEP-12	R2428639
o-Xylene	<0.050		0.050	mg/kg	29-AUG-12	07-SEP-12	R2428639
m+p-Xylene	<0.050		0.050	mg/kg	29-AUG-12	07-SEP-12	R2428639
Xylenes	<0.10		0.10	mg/kg	29-AUG-12	07-SEP-12	R2428639
CCME Total Extractable Hydrocarbons							
Surrogate: 2-Bromobenzotrifluoride	98.6		70-130	%	09-SEP-12	09-SEP-12	R2433111
Prep/Analysis Dates					09-SEP-12	09-SEP-12	R2433111
CCME Total Hydrocarbons							
F1 (C6-C10)	<10		10	mg/kg		10-SEP-12	
F1-BTEX	<10		10	mg/kg		10-SEP-12	
F2 (C10-C16)	<5.0		5.0	mg/kg		10-SEP-12	
F3 (C16-C34)	6.9		5.0	mg/kg		10-SEP-12	
F4 (C34-C50)	<5.0		5.0	mg/kg		10-SEP-12	
Total Hydrocarbons (C6-C50)	<10		10	mg/kg		10-SEP-12	
Chromatogram to baseline at nC50	YES					10-SEP-12	
Miscellaneous Parameters							
% Moisture	<0.10		0.10	%		29-AUG-12	R2426158
CCME PAHs							
Naphthalene	<0.050		0.050	mg/kg wwt	06-NOV-12	16-NOV-12	R2477624
Acenaphthene	<0.010		0.010	mg/kg wwt	06-NOV-12	16-NOV-12	R2477624
Fluorene	<0.010		0.010	mg/kg wwt	06-NOV-12	16-NOV-12	R2477624
Phenanthrene	<0.010		0.010	mg/kg wwt	06-NOV-12	16-NOV-12	R2477624
Anthracene	<0.010		0.010	mg/kg wwt	06-NOV-12	16-NOV-12	R2477624
Fluoranthene	<0.010		0.010	mg/kg wwt	06-NOV-12	16-NOV-12	R2477624
Pyrene	<0.010		0.010	mg/kg wwt	06-NOV-12	16-NOV-12	R2477624
Benzo(a)anthracene	<0.010		0.010	mg/kg wwt	06-NOV-12	16-NOV-12	R2477624
Chrysene	<0.010		0.010	mg/kg wwt	06-NOV-12	16-NOV-12	R2477624

* Refer to Referenced Information for Qualifiers (if any) and Methodology.

ALS ENVIRONMENTAL ANALYTICAL REPORT

Sample Details/Parameters	Result	Qualifier*	D.L.	Units	Extracted	Analyzed	Batch
L1196386-4 WL-WALL2-OR							
Sampled By: ST,HC,JH on 16-AUG-12 @ 11:45							
Matrix: TISSUE							
CCME PAHs							
Benzo(b&j)fluoranthene	<0.010		0.010	mg/kg wwt	06-NOV-12	16-NOV-12	R2477624
Benzo(k)fluoranthene	<0.010		0.010	mg/kg wwt	06-NOV-12	16-NOV-12	R2477624
Benzo(a)pyrene	<0.010		0.010	mg/kg wwt	06-NOV-12	16-NOV-12	R2477624
Indeno(1,2,3-cd)pyrene	<0.010		0.010	mg/kg wwt	06-NOV-12	16-NOV-12	R2477624
Dibenzo(a,h)anthracene	<0.010		0.010	mg/kg wwt	06-NOV-12	16-NOV-12	R2477624
Surrogate: Naphthalene d8	65.0		30-130	%	06-NOV-12	16-NOV-12	R2477624
Surrogate: Acenaphthylene d8	88.0		50-150	%	06-NOV-12	16-NOV-12	R2477624
Surrogate: Phenanthrene d10	87.0		50-150	%	06-NOV-12	16-NOV-12	R2477624
Surrogate: Pyrene d10	78.0		50-150	%	06-NOV-12	16-NOV-12	R2477624
Surrogate: Benzo(a)pyrene d12	81.0		50-150	%	06-NOV-12	16-NOV-12	R2477624
Surrogate: Benzo(g,h,i)perylene d12	63.0		40-130	%	06-NOV-12	16-NOV-12	R2477624
L1196386-5 WL-WALL3-MT							
Sampled By: ST,HC,JH on 16-AUG-12 @ 12:00							
Matrix: TISSUE							
Metals in Tissue (Wet Weight) low level							
Metals in Tissue by ICPMS wet weight							
Antimony (Sb)-Total	<0.010		0.010	mg/kg		23-SEP-12	R2444712
Arsenic (As)-Total	0.064		0.010	mg/kg		23-SEP-12	R2444712
Barium (Ba)-Total	0.142		0.020	mg/kg		23-SEP-12	R2444712
Beryllium (Be)-Total	<0.10		0.10	mg/kg		23-SEP-12	R2444712
Bismuth (Bi)-Total	<0.060		0.060	mg/kg		23-SEP-12	R2444712
Cadmium (Cd)-Total	<0.0060		0.0060	mg/kg		23-SEP-12	R2444712
Cobalt (Co)-Total	<0.020		0.020	mg/kg		23-SEP-12	R2444712
Copper (Cu)-Total	0.118		0.040	mg/kg		23-SEP-12	R2444712
Lead (Pb)-Total	<0.020		0.020	mg/kg		23-SEP-12	R2444712
Lithium (Li)-Total	<0.10		0.10	mg/kg		23-SEP-12	R2444712
Magnesium (Mg)-Total	345		1.0	mg/kg		23-SEP-12	R2444712
Manganese (Mn)-Total	0.113		0.010	mg/kg		23-SEP-12	R2444712
Molybdenum (Mo)-Total	0.037		0.010	mg/kg		23-SEP-12	R2444712
Nickel (Ni)-Total	0.029		0.020	mg/kg		23-SEP-12	R2444712
Selenium (Se)-Total	0.139		0.060	mg/kg		23-SEP-12	R2444712
Strontium (Sr)-Total	0.016		0.010	mg/kg		23-SEP-12	R2444712
Thallium (Tl)-Total	<0.010		0.010	mg/kg		23-SEP-12	R2444712
Tin (Sn)-Total	<0.050		0.050	mg/kg		23-SEP-12	R2444712
Uranium (U)-Total	<0.0020		0.0020	mg/kg		23-SEP-12	R2444712
Vanadium (V)-Total	<0.10		0.10	mg/kg		23-SEP-12	R2444712
Metals in Tissue by ICPOES wet weight							
Aluminum (Al)-Total	<2.0		2.0	mg/kg		24-SEP-12	R2442459
Calcium (Ca)-Total	93.1		2.0	mg/kg		24-SEP-12	R2442459
Chromium (Cr)-Total	0.052		0.050	mg/kg		24-SEP-12	R2442459
Iron (Fe)-Total	1.8		1.0	mg/kg		24-SEP-12	R2442459
Phosphorus (P)-Total	2190		5.0	mg/kg		24-SEP-12	R2442459
Potassium (K)-Total	3920		20	mg/kg		24-SEP-12	R2442459
Sodium (Na)-Total	214		20	mg/kg		24-SEP-12	R2442459
Titanium (Ti)-Total	<0.10		0.10	mg/kg		24-SEP-12	R2442459
Zinc (Zn)-Total	3.56		0.10	mg/kg		24-SEP-12	R2442459
Miscellaneous Parameters							
% Moisture	<0.10		0.10	%		07-SEP-12	R2431485
Mercury (Hg)-Total	0.0528		0.0020	mg/kg	18-SEP-12	20-SEP-12	R2439633
Silver (Ag)-Total	<0.050		0.050	mg/kg		23-SEP-12	R2444712

* Refer to Referenced Information for Qualifiers (if any) and Methodology.

ALS ENVIRONMENTAL ANALYTICAL REPORT

Sample Details/Parameters	Result	Qualifier*	D.L.	Units	Extracted	Analyzed	Batch
L1196386-6 WL-WALL3-OR							
Sampled By: ST,HC,JH on 16-AUG-12 @ 12:15							
Matrix: TISSUE							
CCME BTEX,F1-F4 (Silica gel cleanup)							
BTEX and F1 (C6-C10)							
Benzene	<0.0050		0.0050	mg/kg	29-AUG-12	07-SEP-12	R2428639
Toluene	<0.050		0.050	mg/kg	29-AUG-12	07-SEP-12	R2428639
Ethylbenzene	<0.015		0.015	mg/kg	29-AUG-12	07-SEP-12	R2428639
o-Xylene	<0.050		0.050	mg/kg	29-AUG-12	07-SEP-12	R2428639
m+p-Xylene	<0.050		0.050	mg/kg	29-AUG-12	07-SEP-12	R2428639
Xylenes	<0.10		0.10	mg/kg	29-AUG-12	07-SEP-12	R2428639
CCME Total Extractable Hydrocarbons							
Surrogate: 2-Bromobenzotrifluoride	91.7		70-130	%	09-SEP-12	09-SEP-12	R2433111
Prep/Analysis Dates					09-SEP-12	09-SEP-12	R2433111
CCME Total Hydrocarbons							
F1 (C6-C10)	<10		10	mg/kg		10-SEP-12	
F1-BTEX	<10		10	mg/kg		10-SEP-12	
F2 (C10-C16)	<5.0		5.0	mg/kg		10-SEP-12	
F3 (C16-C34)	6.3		5.0	mg/kg		10-SEP-12	
F4 (C34-C50)	20.5		5.0	mg/kg		10-SEP-12	
Total Hydrocarbons (C6-C50)	27		10	mg/kg		10-SEP-12	
Chromatogram to baseline at nC50	YES					10-SEP-12	
Miscellaneous Parameters							
% Moisture	<0.10		0.10	%		29-AUG-12	R2426158
CCME PAHs							
Naphthalene	<0.050		0.050	mg/kg wwt	06-NOV-12	16-NOV-12	R2477624
Acenaphthene	<0.010		0.010	mg/kg wwt	06-NOV-12	16-NOV-12	R2477624
Fluorene	<0.010		0.010	mg/kg wwt	06-NOV-12	16-NOV-12	R2477624
Phenanthrene	<0.010		0.010	mg/kg wwt	06-NOV-12	16-NOV-12	R2477624
Anthracene	<0.010		0.010	mg/kg wwt	06-NOV-12	16-NOV-12	R2477624
Fluoranthene	<0.010		0.010	mg/kg wwt	06-NOV-12	16-NOV-12	R2477624
Pyrene	<0.010		0.010	mg/kg wwt	06-NOV-12	16-NOV-12	R2477624
Benzo(a)anthracene	<0.010		0.010	mg/kg wwt	06-NOV-12	16-NOV-12	R2477624
Chrysene	<0.010		0.010	mg/kg wwt	06-NOV-12	16-NOV-12	R2477624
Benzo(b&j)fluoranthene	<0.010		0.010	mg/kg wwt	06-NOV-12	16-NOV-12	R2477624
Benzo(k)fluoranthene	<0.010		0.010	mg/kg wwt	06-NOV-12	16-NOV-12	R2477624
Benzo(a)pyrene	<0.010		0.010	mg/kg wwt	06-NOV-12	16-NOV-12	R2477624
Indeno(1,2,3-cd)pyrene	<0.010		0.010	mg/kg wwt	06-NOV-12	16-NOV-12	R2477624
Dibenzo(a,h)anthracene	<0.010		0.010	mg/kg wwt	06-NOV-12	16-NOV-12	R2477624
Surrogate: Naphthalene d8	76.0		30-130	%	06-NOV-12	16-NOV-12	R2477624
Surrogate: Acenaphthylene d8	92.0		50-150	%	06-NOV-12	16-NOV-12	R2477624
Surrogate: Phenanthrene d10	92.0		50-150	%	06-NOV-12	16-NOV-12	R2477624
Surrogate: Pyrene d10	82.0		50-150	%	06-NOV-12	16-NOV-12	R2477624
Surrogate: Benzo(a)pyrene d12	93.0		50-150	%	06-NOV-12	16-NOV-12	R2477624
Surrogate: Benzo(g,h,i)perylene d12	68.0		40-130	%	06-NOV-12	16-NOV-12	R2477624
L1196386-7 WL-WALL4-MT							
Sampled By: ST,HC,JH on 16-AUG-12 @ 12:30							
Matrix: TISSUE							
Metals in Tissue (Wet Weight) low level							
Metals in Tissue by ICPMS wet weight							
Antimony (Sb)-Total	<0.010		0.010	mg/kg		23-SEP-12	R2444712
Arsenic (As)-Total	0.053		0.010	mg/kg		23-SEP-12	R2444712
Barium (Ba)-Total	0.052		0.020	mg/kg		23-SEP-12	R2444712
Beryllium (Be)-Total	<0.10		0.10	mg/kg		23-SEP-12	R2444712
Bismuth (Bi)-Total	<0.060		0.060	mg/kg		23-SEP-12	R2444712

* Refer to Referenced Information for Qualifiers (if any) and Methodology.

ALS ENVIRONMENTAL ANALYTICAL REPORT

Sample Details/Parameters	Result	Qualifier*	D.L.	Units	Extracted	Analyzed	Batch
L1196386-7 WL-WALL4-MT							
Sampled By: ST,HC,JH on 16-AUG-12 @ 12:30							
Matrix: TISSUE							
Metals in Tissue by ICPMS wet weight							
Cadmium (Cd)-Total	<0.0060		0.0060	mg/kg		23-SEP-12	R2444712
Cobalt (Co)-Total	<0.020		0.020	mg/kg		23-SEP-12	R2444712
Copper (Cu)-Total	0.122		0.040	mg/kg		23-SEP-12	R2444712
Lead (Pb)-Total	<0.020		0.020	mg/kg		23-SEP-12	R2444712
Lithium (Li)-Total	<0.10		0.10	mg/kg		23-SEP-12	R2444712
Magnesium (Mg)-Total	294		1.0	mg/kg		23-SEP-12	R2444712
Manganese (Mn)-Total	0.067		0.010	mg/kg		23-SEP-12	R2444712
Molybdenum (Mo)-Total	<0.010		0.010	mg/kg		23-SEP-12	R2444712
Nickel (Ni)-Total	<0.020		0.020	mg/kg		23-SEP-12	R2444712
Selenium (Se)-Total	0.132		0.060	mg/kg		23-SEP-12	R2444712
Strontium (Sr)-Total	0.011		0.010	mg/kg		23-SEP-12	R2444712
Thallium (Tl)-Total	<0.010		0.010	mg/kg		23-SEP-12	R2444712
Tin (Sn)-Total	<0.050		0.050	mg/kg		23-SEP-12	R2444712
Uranium (U)-Total	<0.0020		0.0020	mg/kg		23-SEP-12	R2444712
Vanadium (V)-Total	<0.10		0.10	mg/kg		23-SEP-12	R2444712
Metals in Tissue by ICPOES wet weight							
Aluminum (Al)-Total	<2.0		2.0	mg/kg		24-SEP-12	R2442459
Calcium (Ca)-Total	93.5		2.0	mg/kg		24-SEP-12	R2442459
Chromium (Cr)-Total	0.073		0.050	mg/kg		24-SEP-12	R2442459
Iron (Fe)-Total	2.1		1.0	mg/kg		24-SEP-12	R2442459
Phosphorus (P)-Total	1960		5.0	mg/kg		24-SEP-12	R2442459
Potassium (K)-Total	3580		20	mg/kg		24-SEP-12	R2442459
Sodium (Na)-Total	211		20	mg/kg		24-SEP-12	R2442459
Titanium (Ti)-Total	<0.10		0.10	mg/kg		24-SEP-12	R2442459
Zinc (Zn)-Total	2.84		0.10	mg/kg		24-SEP-12	R2442459
Miscellaneous Parameters							
% Moisture	<0.10		0.10	%		07-SEP-12	R2431485
Mercury (Hg)-Total	0.201		0.0020	mg/kg	18-SEP-12	20-SEP-12	R2439633
Silver (Ag)-Total	<0.050		0.050	mg/kg		23-SEP-12	R2444712
L1196386-8 WL-WALL4-OR							
Sampled By: ST,HC,JH on 16-AUG-12 @ 12:45							
Matrix: TISSUE							
CCME BTEX,F1-F4 (Silica gel cleanup)							
BTEX and F1 (C6-C10)							
Benzene	<0.0050		0.0050	mg/kg	29-AUG-12	07-SEP-12	R2428639
Toluene	<0.050		0.050	mg/kg	29-AUG-12	07-SEP-12	R2428639
Ethylbenzene	<0.015		0.015	mg/kg	29-AUG-12	07-SEP-12	R2428639
o-Xylene	<0.050		0.050	mg/kg	29-AUG-12	07-SEP-12	R2428639
m+p-Xylene	<0.050		0.050	mg/kg	29-AUG-12	07-SEP-12	R2428639
Xylenes	<0.10		0.10	mg/kg	29-AUG-12	07-SEP-12	R2428639
CCME Total Extractable Hydrocarbons							
Surrogate: 2-Bromobenzotrifluoride	103.4		70-130	%	09-SEP-12	09-SEP-12	R2433111
Prep/Analysis Dates					09-SEP-12	09-SEP-12	R2433111
CCME Total Hydrocarbons							
F1 (C6-C10)	<10		10	mg/kg		10-SEP-12	
F1-BTEX	<10		10	mg/kg		10-SEP-12	
F2 (C10-C16)	<5.0		5.0	mg/kg		10-SEP-12	
F3 (C16-C34)	7.1		5.0	mg/kg		10-SEP-12	
F4 (C34-C50)	<5.0		5.0	mg/kg		10-SEP-12	
Total Hydrocarbons (C6-C50)	<10		10	mg/kg		10-SEP-12	
Chromatogram to baseline at nC50	YES					10-SEP-12	

* Refer to Referenced Information for Qualifiers (if any) and Methodology.

ALS ENVIRONMENTAL ANALYTICAL REPORT

Sample Details/Parameters	Result	Qualifier*	D.L.	Units	Extracted	Analyzed	Batch
L1196386-8 WL-WALL4-OR							
Sampled By: ST,HC,JH on 16-AUG-12 @ 12:45							
Matrix: TISSUE							
Miscellaneous Parameters							
% Moisture	<0.10		0.10	%		29-AUG-12	R2426158
CCME PAHs							
Naphthalene	<0.050		0.050	mg/kg wwt	06-NOV-12	16-NOV-12	R2477624
Acenaphthene	<0.010		0.010	mg/kg wwt	06-NOV-12	16-NOV-12	R2477624
Fluorene	<0.010		0.010	mg/kg wwt	06-NOV-12	16-NOV-12	R2477624
Phenanthrene	<0.010		0.010	mg/kg wwt	06-NOV-12	16-NOV-12	R2477624
Anthracene	<0.010		0.010	mg/kg wwt	06-NOV-12	16-NOV-12	R2477624
Fluoranthene	<0.010		0.010	mg/kg wwt	06-NOV-12	16-NOV-12	R2477624
Pyrene	<0.010		0.010	mg/kg wwt	06-NOV-12	16-NOV-12	R2477624
Benzo(a)anthracene	<0.010		0.010	mg/kg wwt	06-NOV-12	16-NOV-12	R2477624
Chrysene	<0.010		0.010	mg/kg wwt	06-NOV-12	16-NOV-12	R2477624
Benzo(b&j)fluoranthene	<0.010		0.010	mg/kg wwt	06-NOV-12	16-NOV-12	R2477624
Benzo(k)fluoranthene	<0.010		0.010	mg/kg wwt	06-NOV-12	16-NOV-12	R2477624
Benzo(a)pyrene	<0.010		0.010	mg/kg wwt	06-NOV-12	16-NOV-12	R2477624
Indeno(1,2,3-cd)pyrene	<0.010		0.010	mg/kg wwt	06-NOV-12	16-NOV-12	R2477624
Dibenzo(a,h)anthracene	<0.010		0.010	mg/kg wwt	06-NOV-12	16-NOV-12	R2477624
Surrogate: Naphthalene d8	70.0		30-130	%	06-NOV-12	16-NOV-12	R2477624
Surrogate: Acenaphthylene d8	85.0		50-150	%	06-NOV-12	16-NOV-12	R2477624
Surrogate: Phenanthrene d10	86.0		50-150	%	06-NOV-12	16-NOV-12	R2477624
Surrogate: Pyrene d10	77.0		50-150	%	06-NOV-12	16-NOV-12	R2477624
Surrogate: Benzo(a)pyrene d12	85.0		50-150	%	06-NOV-12	16-NOV-12	R2477624
Surrogate: Benzo(g,h,i)perylene d12	65.0		40-130	%	06-NOV-12	16-NOV-12	R2477624
L1196386-9 WL-WALL5-MT							
Sampled By: ST,HC,JH on 16-AUG-12 @ 13:00							
Matrix: TISSUE							
Metals in Tissue (Wet Weight) low level							
Metals in Tissue by ICPMS wet weight							
Antimony (Sb)-Total	0.077		0.010	mg/kg		23-SEP-12	R2444712
Arsenic (As)-Total	0.067		0.010	mg/kg		23-SEP-12	R2444712
Barium (Ba)-Total	0.351		0.020	mg/kg		23-SEP-12	R2444712
Beryllium (Be)-Total	<0.10		0.10	mg/kg		23-SEP-12	R2444712
Bismuth (Bi)-Total	<0.060		0.060	mg/kg		23-SEP-12	R2444712
Cadmium (Cd)-Total	<0.0060		0.0060	mg/kg		23-SEP-12	R2444712
Cobalt (Co)-Total	<0.020		0.020	mg/kg		23-SEP-12	R2444712
Copper (Cu)-Total	0.126		0.040	mg/kg		23-SEP-12	R2444712
Lead (Pb)-Total	0.030		0.020	mg/kg		23-SEP-12	R2444712
Lithium (Li)-Total	<0.10		0.10	mg/kg		23-SEP-12	R2444712
Magnesium (Mg)-Total	311		1.0	mg/kg		23-SEP-12	R2444712
Manganese (Mn)-Total	0.105		0.010	mg/kg		23-SEP-12	R2444712
Molybdenum (Mo)-Total	0.014		0.010	mg/kg		23-SEP-12	R2444712
Nickel (Ni)-Total	0.039		0.020	mg/kg		23-SEP-12	R2444712
Selenium (Se)-Total	0.126		0.060	mg/kg		23-SEP-12	R2444712
Strontium (Sr)-Total	0.014		0.010	mg/kg		23-SEP-12	R2444712
Thallium (Tl)-Total	<0.010		0.010	mg/kg		23-SEP-12	R2444712
Tin (Sn)-Total	<0.050		0.050	mg/kg		23-SEP-12	R2444712
Uranium (U)-Total	<0.0020		0.0020	mg/kg		23-SEP-12	R2444712
Vanadium (V)-Total	<0.10		0.10	mg/kg		23-SEP-12	R2444712
Metals in Tissue by ICPOES wet weight							
Aluminum (Al)-Total	<2.0		2.0	mg/kg		24-SEP-12	R2442459
Calcium (Ca)-Total	84.2		2.0	mg/kg		24-SEP-12	R2442459
Chromium (Cr)-Total	0.134		0.050	mg/kg		24-SEP-12	R2442459

* Refer to Referenced Information for Qualifiers (if any) and Methodology.

ALS ENVIRONMENTAL ANALYTICAL REPORT

Sample Details/Parameters	Result	Qualifier*	D.L.	Units	Extracted	Analyzed	Batch
L1196386-9 WL-WALL5-MT							
Sampled By: ST,HC,JH on 16-AUG-12 @ 13:00							
Matrix: TISSUE							
Metals in Tissue by ICPOES wet weight							
Iron (Fe)-Total	2.0		1.0	mg/kg		24-SEP-12	R2442459
Phosphorus (P)-Total	2000		5.0	mg/kg		24-SEP-12	R2442459
Potassium (K)-Total	3720		20	mg/kg		24-SEP-12	R2442459
Sodium (Na)-Total	230		20	mg/kg		24-SEP-12	R2442459
Titanium (Ti)-Total	<0.10		0.10	mg/kg		24-SEP-12	R2442459
Zinc (Zn)-Total	3.50		0.10	mg/kg		24-SEP-12	R2442459
Miscellaneous Parameters							
% Moisture	<0.10		0.10	%		07-SEP-12	R2431485
Mercury (Hg)-Total	0.0605		0.0020	mg/kg	18-SEP-12	20-SEP-12	R2439633
Silver (Ag)-Total	<0.050		0.050	mg/kg		23-SEP-12	R2444712
L1196386-10 WL-WALL5-OR							
Sampled By: ST,HC,JH on 16-AUG-12 @ 13:15							
Matrix: TISSUE							
CCME BTEX,F1-F4 (Silica gel cleanup)							
BTEX and F1 (C6-C10)							
Benzene	<0.0050		0.0050	mg/kg	29-AUG-12	07-SEP-12	R2428639
Toluene	<0.050		0.050	mg/kg	29-AUG-12	07-SEP-12	R2428639
Ethylbenzene	<0.015		0.015	mg/kg	29-AUG-12	07-SEP-12	R2428639
o-Xylene	<0.050		0.050	mg/kg	29-AUG-12	07-SEP-12	R2428639
m+p-Xylene	<0.050		0.050	mg/kg	29-AUG-12	07-SEP-12	R2428639
Xylenes	<0.10		0.10	mg/kg	29-AUG-12	07-SEP-12	R2428639
CCME Total Extractable Hydrocarbons							
Surrogate: 2-Bromobenzotrifluoride	93.0		70-130	%	09-SEP-12	09-SEP-12	R2433111
Prep/Analysis Dates					09-SEP-12	09-SEP-12	R2433111
CCME Total Hydrocarbons							
F1 (C6-C10)	<10		10	mg/kg		10-SEP-12	
F1-BTEX	<10		10	mg/kg		10-SEP-12	
F2 (C10-C16)	<5.0		5.0	mg/kg		10-SEP-12	
F3 (C16-C34)	15.6		5.0	mg/kg		10-SEP-12	
F4 (C34-C50)	<5.0		5.0	mg/kg		10-SEP-12	
Total Hydrocarbons (C6-C50)	16		10	mg/kg		10-SEP-12	
Chromatogram to baseline at nC50	YES					10-SEP-12	
Miscellaneous Parameters							
% Moisture	<0.10		0.10	%		29-AUG-12	R2426158
CCME PAHs							
Naphthalene	<0.050		0.050	mg/kg wwt	06-NOV-12	16-NOV-12	R2477624
Acenaphthene	<0.010		0.010	mg/kg wwt	06-NOV-12	16-NOV-12	R2477624
Fluorene	<0.010		0.010	mg/kg wwt	06-NOV-12	16-NOV-12	R2477624
Phenanthrene	<0.010		0.010	mg/kg wwt	06-NOV-12	16-NOV-12	R2477624
Anthracene	<0.010		0.010	mg/kg wwt	06-NOV-12	16-NOV-12	R2477624
Fluoranthene	<0.010		0.010	mg/kg wwt	06-NOV-12	16-NOV-12	R2477624
Pyrene	<0.010		0.010	mg/kg wwt	06-NOV-12	16-NOV-12	R2477624
Benzo(a)anthracene	<0.010		0.010	mg/kg wwt	06-NOV-12	16-NOV-12	R2477624
Chrysene	<0.010		0.010	mg/kg wwt	06-NOV-12	16-NOV-12	R2477624
Benzo(b&j)fluoranthene	<0.010		0.010	mg/kg wwt	06-NOV-12	16-NOV-12	R2477624
Benzo(k)fluoranthene	<0.010		0.010	mg/kg wwt	06-NOV-12	16-NOV-12	R2477624
Benzo(a)pyrene	<0.010		0.010	mg/kg wwt	06-NOV-12	16-NOV-12	R2477624
Indeno(1,2,3-cd)pyrene	<0.010		0.010	mg/kg wwt	06-NOV-12	16-NOV-12	R2477624
Dibenzo(a,h)anthracene	<0.010		0.010	mg/kg wwt	06-NOV-12	16-NOV-12	R2477624
Surrogate: Naphthalene d8	74.0		30-130	%	06-NOV-12	16-NOV-12	R2477624
Surrogate: Acenaphthylene d8	90.0		50-150	%	06-NOV-12	16-NOV-12	R2477624

* Refer to Referenced Information for Qualifiers (if any) and Methodology.

ALS ENVIRONMENTAL ANALYTICAL REPORT

Sample Details/Parameters	Result	Qualifier*	D.L.	Units	Extracted	Analyzed	Batch
L1196386-10 WL-WALL5-OR							
Sampled By: ST,HC,JH on 16-AUG-12 @ 13:15							
Matrix: TISSUE							
CCME PAHs							
Surrogate: Phenanthrene d10	91.0		50-150	%	06-NOV-12	16-NOV-12	R2477624
Surrogate: Pyrene d10	81.0		50-150	%	06-NOV-12	16-NOV-12	R2477624
Surrogate: Benzo(a)pyrene d12	88.0		50-150	%	06-NOV-12	16-NOV-12	R2477624
Surrogate: Benzo(g,h,i)perylene d12	69.0		40-130	%	06-NOV-12	16-NOV-12	R2477624
L1196386-11 WL-WALL6-MT							
Sampled By: ST,HC,JH on 16-AUG-12 @ 13:30							
Matrix: TISSUE							
Metals in Tissue (Wet Weight) low level							
Metals in Tissue by ICPMS wet weight							
Antimony (Sb)-Total	0.031		0.010	mg/kg		23-SEP-12	R2444712
Arsenic (As)-Total	0.066		0.010	mg/kg		23-SEP-12	R2444712
Barium (Ba)-Total	0.192		0.020	mg/kg		23-SEP-12	R2444712
Beryllium (Be)-Total	<0.10		0.10	mg/kg		23-SEP-12	R2444712
Bismuth (Bi)-Total	<0.060		0.060	mg/kg		23-SEP-12	R2444712
Cadmium (Cd)-Total	<0.0060		0.0060	mg/kg		23-SEP-12	R2444712
Cobalt (Co)-Total	<0.020		0.020	mg/kg		23-SEP-12	R2444712
Copper (Cu)-Total	0.127		0.040	mg/kg		23-SEP-12	R2444712
Lead (Pb)-Total	<0.020		0.020	mg/kg		23-SEP-12	R2444712
Lithium (Li)-Total	<0.10		0.10	mg/kg		23-SEP-12	R2444712
Magnesium (Mg)-Total	298		1.0	mg/kg		23-SEP-12	R2444712
Manganese (Mn)-Total	0.122		0.010	mg/kg		23-SEP-12	R2444712
Molybdenum (Mo)-Total	0.032		0.010	mg/kg		23-SEP-12	R2444712
Nickel (Ni)-Total	0.080		0.020	mg/kg		23-SEP-12	R2444712
Selenium (Se)-Total	0.135		0.060	mg/kg		23-SEP-12	R2444712
Strontium (Sr)-Total	0.022		0.010	mg/kg		23-SEP-12	R2444712
Thallium (Tl)-Total	<0.010		0.010	mg/kg		23-SEP-12	R2444712
Tin (Sn)-Total	<0.050		0.050	mg/kg		23-SEP-12	R2444712
Uranium (U)-Total	<0.0020		0.0020	mg/kg		23-SEP-12	R2444712
Vanadium (V)-Total	<0.10		0.10	mg/kg		23-SEP-12	R2444712
Metals in Tissue by ICPOES wet weight							
Aluminum (Al)-Total	<2.0		2.0	mg/kg		24-SEP-12	R2442459
Calcium (Ca)-Total	97.3		2.0	mg/kg		24-SEP-12	R2442459
Chromium (Cr)-Total	0.172		0.050	mg/kg		24-SEP-12	R2442459
Iron (Fe)-Total	2.9		1.0	mg/kg		24-SEP-12	R2442459
Phosphorus (P)-Total	2000		5.0	mg/kg		24-SEP-12	R2442459
Potassium (K)-Total	3590		20	mg/kg		24-SEP-12	R2442459
Sodium (Na)-Total	243		20	mg/kg		24-SEP-12	R2442459
Titanium (Ti)-Total	<0.10		0.10	mg/kg		24-SEP-12	R2442459
Zinc (Zn)-Total	3.17		0.10	mg/kg		24-SEP-12	R2442459
Miscellaneous Parameters							
% Moisture	<0.10		0.10	%		07-SEP-12	R2431485
Mercury (Hg)-Total	0.0825		0.0020	mg/kg	18-SEP-12	20-SEP-12	R2439633
Silver (Ag)-Total	<0.050		0.050	mg/kg		23-SEP-12	R2444712
L1196386-12 WL-WALL6-OR							
Sampled By: ST,HC,JH on 16-AUG-12 @ 13:45							
Matrix: TISSUE							
CCME BTEX,F1-F4 (Silica gel cleanup)							
BTEX and F1 (C6-C10)							
Benzene	<0.0050		0.0050	mg/kg	29-AUG-12	07-SEP-12	R2428639
Toluene	<0.050		0.050	mg/kg	29-AUG-12	07-SEP-12	R2428639

* Refer to Referenced Information for Qualifiers (if any) and Methodology.

ALS ENVIRONMENTAL ANALYTICAL REPORT

Sample Details/Parameters	Result	Qualifier*	D.L.	Units	Extracted	Analyzed	Batch
L1196386-12 WL-WALL6-OR							
Sampled By: ST,HC,JH on 16-AUG-12 @ 13:45							
Matrix: TISSUE							
BTEX and F1 (C6-C10)							
Ethylbenzene	<0.015		0.015	mg/kg	29-AUG-12	07-SEP-12	R2428639
o-Xylene	<0.050		0.050	mg/kg	29-AUG-12	07-SEP-12	R2428639
m+p-Xylene	<0.050		0.050	mg/kg	29-AUG-12	07-SEP-12	R2428639
Xylenes	<0.10		0.10	mg/kg	29-AUG-12	07-SEP-12	R2428639
CCME Total Extractable Hydrocarbons							
Surrogate: 2-Bromobenzotrifluoride	90.3		70-130	%	09-SEP-12	09-SEP-12	R2433111
Prep/Analysis Dates					09-SEP-12	09-SEP-12	R2433111
CCME Total Hydrocarbons							
F1 (C6-C10)	<10		10	mg/kg		10-SEP-12	
F1-BTEX	<10		10	mg/kg		10-SEP-12	
F2 (C10-C16)	<5.0		5.0	mg/kg		10-SEP-12	
F3 (C16-C34)	8.7		5.0	mg/kg		10-SEP-12	
F4 (C34-C50)	<5.0		5.0	mg/kg		10-SEP-12	
Total Hydrocarbons (C6-C50)	<10		10	mg/kg		10-SEP-12	
Chromatogram to baseline at nC50	YES					10-SEP-12	
Miscellaneous Parameters							
% Moisture	<0.10		0.10	%		29-AUG-12	R2426158
CCME PAHs							
Naphthalene	<0.050		0.050	mg/kg wwt	06-NOV-12	16-NOV-12	R2477624
Acenaphthene	<0.010		0.010	mg/kg wwt	06-NOV-12	16-NOV-12	R2477624
Fluorene	<0.010		0.010	mg/kg wwt	06-NOV-12	16-NOV-12	R2477624
Phenanthrene	<0.010		0.010	mg/kg wwt	06-NOV-12	16-NOV-12	R2477624
Anthracene	<0.010		0.010	mg/kg wwt	06-NOV-12	16-NOV-12	R2477624
Fluoranthene	<0.010		0.010	mg/kg wwt	06-NOV-12	16-NOV-12	R2477624
Pyrene	<0.010		0.010	mg/kg wwt	06-NOV-12	16-NOV-12	R2477624
Benzo(a)anthracene	<0.010		0.010	mg/kg wwt	06-NOV-12	16-NOV-12	R2477624
Chrysene	<0.010		0.010	mg/kg wwt	06-NOV-12	16-NOV-12	R2477624
Benzo(b&j)fluoranthene	<0.010		0.010	mg/kg wwt	06-NOV-12	16-NOV-12	R2477624
Benzo(k)fluoranthene	<0.010		0.010	mg/kg wwt	06-NOV-12	16-NOV-12	R2477624
Benzo(a)pyrene	<0.010		0.010	mg/kg wwt	06-NOV-12	16-NOV-12	R2477624
Indeno(1,2,3-cd)pyrene	<0.010		0.010	mg/kg wwt	06-NOV-12	16-NOV-12	R2477624
Dibenzo(a,h)anthracene	<0.010		0.010	mg/kg wwt	06-NOV-12	16-NOV-12	R2477624
Surrogate: Naphthalene d8	80.0		30-130	%	06-NOV-12	16-NOV-12	R2477624
Surrogate: Acenaphthylene d8	94.0		50-150	%	06-NOV-12	16-NOV-12	R2477624
Surrogate: Phenanthrene d10	92.0		50-150	%	06-NOV-12	16-NOV-12	R2477624
Surrogate: Pyrene d10	84.0		50-150	%	06-NOV-12	16-NOV-12	R2477624
Surrogate: Benzo(a)pyrene d12	87.0		50-150	%	06-NOV-12	16-NOV-12	R2477624
Surrogate: Benzo(g,h,i)perylene d12	70.0		40-130	%	06-NOV-12	16-NOV-12	R2477624
L1196386-13 WL-WALL7-MT							
Sampled By: ST,HC,JH on 16-AUG-12 @ 14:00							
Matrix: TISSUE							
Metals in Tissue (Wet Weight) low level							
Metals in Tissue by ICPMS wet weight							
Antimony (Sb)-Total	0.019		0.010	mg/kg		23-SEP-12	R2444712
Arsenic (As)-Total	0.066		0.010	mg/kg		23-SEP-12	R2444712
Barium (Ba)-Total	0.345		0.020	mg/kg		23-SEP-12	R2444712
Beryllium (Be)-Total	<0.10		0.10	mg/kg		23-SEP-12	R2444712
Bismuth (Bi)-Total	<0.060		0.060	mg/kg		23-SEP-12	R2444712
Cadmium (Cd)-Total	<0.0060		0.0060	mg/kg		23-SEP-12	R2444712
Cobalt (Co)-Total	<0.020		0.020	mg/kg		23-SEP-12	R2444712
Copper (Cu)-Total	0.118		0.040	mg/kg		23-SEP-12	R2444712

* Refer to Referenced Information for Qualifiers (if any) and Methodology.

ALS ENVIRONMENTAL ANALYTICAL REPORT

Sample Details/Parameters	Result	Qualifier*	D.L.	Units	Extracted	Analyzed	Batch
L1196386-13 WL-WALL7-MT							
Sampled By: ST,HC,JH on 16-AUG-12 @ 14:00							
Matrix: TISSUE							
Metals in Tissue by ICPMS wet weight							
Lead (Pb)-Total	0.031		0.020	mg/kg		23-SEP-12	R2444712
Lithium (Li)-Total	<0.10		0.10	mg/kg		23-SEP-12	R2444712
Magnesium (Mg)-Total	296		1.0	mg/kg		23-SEP-12	R2444712
Manganese (Mn)-Total	0.085		0.010	mg/kg		23-SEP-12	R2444712
Molybdenum (Mo)-Total	<0.010		0.010	mg/kg		23-SEP-12	R2444712
Nickel (Ni)-Total	0.023		0.020	mg/kg		23-SEP-12	R2444712
Selenium (Se)-Total	0.129		0.060	mg/kg		23-SEP-12	R2444712
Strontium (Sr)-Total	0.034		0.010	mg/kg		23-SEP-12	R2444712
Thallium (Tl)-Total	<0.010		0.010	mg/kg		23-SEP-12	R2444712
Tin (Sn)-Total	<0.050		0.050	mg/kg		23-SEP-12	R2444712
Uranium (U)-Total	<0.0020		0.0020	mg/kg		23-SEP-12	R2444712
Vanadium (V)-Total	<0.10		0.10	mg/kg		23-SEP-12	R2444712
Metals in Tissue by ICPOES wet weight							
Aluminum (Al)-Total	<2.0		2.0	mg/kg		24-SEP-12	R2442459
Calcium (Ca)-Total	147		2.0	mg/kg		24-SEP-12	R2442459
Chromium (Cr)-Total	0.125		0.050	mg/kg		24-SEP-12	R2442459
Iron (Fe)-Total	2.4		1.0	mg/kg		24-SEP-12	R2442459
Phosphorus (P)-Total	1940		5.0	mg/kg		24-SEP-12	R2442459
Potassium (K)-Total	3970		20	mg/kg		24-SEP-12	R2442459
Sodium (Na)-Total	251		20	mg/kg		24-SEP-12	R2442459
Titanium (Ti)-Total	<0.10		0.10	mg/kg		24-SEP-12	R2442459
Zinc (Zn)-Total	3.41		0.10	mg/kg		24-SEP-12	R2442459
Miscellaneous Parameters							
% Moisture	<0.10		0.10	%		07-SEP-12	R2431485
Mercury (Hg)-Total	0.0960		0.0020	mg/kg	18-SEP-12	20-SEP-12	R2439633
Silver (Ag)-Total	<0.050		0.050	mg/kg		23-SEP-12	R2444712
L1196386-14 WL-WALL7-OR							
Sampled By: ST,HC,JH on 16-AUG-12 @ 14:30							
Matrix: TISSUE							
CCME BTEX,F1-F4 (Silica gel cleanup)							
BTEX and F1 (C6-C10)							
Benzene	<0.0050		0.0050	mg/kg	29-AUG-12	07-SEP-12	R2428639
Toluene	<0.050		0.050	mg/kg	29-AUG-12	07-SEP-12	R2428639
Ethylbenzene	<0.015		0.015	mg/kg	29-AUG-12	07-SEP-12	R2428639
o-Xylene	<0.050		0.050	mg/kg	29-AUG-12	07-SEP-12	R2428639
m+p-Xylene	<0.050		0.050	mg/kg	29-AUG-12	07-SEP-12	R2428639
Xylenes	<0.10		0.10	mg/kg	29-AUG-12	07-SEP-12	R2428639
CCME Total Extractable Hydrocarbons							
Surrogate: 2-Bromobenzotrifluoride	106.2		70-130	%	09-SEP-12	09-SEP-12	R2433111
Prep/Analysis Dates					09-SEP-12	09-SEP-12	R2433111
CCME Total Hydrocarbons							
F1 (C6-C10)	<10		10	mg/kg		10-SEP-12	
F1-BTEX	<10		10	mg/kg		10-SEP-12	
F2 (C10-C16)	<5.0		5.0	mg/kg		10-SEP-12	
F3 (C16-C34)	<5.0		5.0	mg/kg		10-SEP-12	
F4 (C34-C50)	<5.0		5.0	mg/kg		10-SEP-12	
Total Hydrocarbons (C6-C50)	<10		10	mg/kg		10-SEP-12	
Chromatogram to baseline at nC50	YES					10-SEP-12	
Miscellaneous Parameters							
% Moisture	<0.10		0.10	%		29-AUG-12	R2426158
CCME PAHs							

* Refer to Referenced Information for Qualifiers (if any) and Methodology.

ALS ENVIRONMENTAL ANALYTICAL REPORT

Sample Details/Parameters	Result	Qualifier*	D.L.	Units	Extracted	Analyzed	Batch
L1196386-14 WL-WALL7-OR							
Sampled By: ST,HC,JH on 16-AUG-12 @ 14:30							
Matrix: TISSUE							
CCME PAHs							
Naphthalene	<0.050		0.050	mg/kg wwt	06-NOV-12	16-NOV-12	R2477624
Acenaphthene	<0.010		0.010	mg/kg wwt	06-NOV-12	16-NOV-12	R2477624
Fluorene	<0.010		0.010	mg/kg wwt	06-NOV-12	16-NOV-12	R2477624
Phenanthrene	<0.010		0.010	mg/kg wwt	06-NOV-12	16-NOV-12	R2477624
Anthracene	<0.010		0.010	mg/kg wwt	06-NOV-12	16-NOV-12	R2477624
Fluoranthene	<0.010		0.010	mg/kg wwt	06-NOV-12	16-NOV-12	R2477624
Pyrene	<0.010		0.010	mg/kg wwt	06-NOV-12	16-NOV-12	R2477624
Benzo(a)anthracene	<0.010		0.010	mg/kg wwt	06-NOV-12	16-NOV-12	R2477624
Chrysene	<0.010		0.010	mg/kg wwt	06-NOV-12	16-NOV-12	R2477624
Benzo(b&j)fluoranthene	<0.010		0.010	mg/kg wwt	06-NOV-12	16-NOV-12	R2477624
Benzo(k)fluoranthene	<0.010		0.010	mg/kg wwt	06-NOV-12	16-NOV-12	R2477624
Benzo(a)pyrene	<0.010		0.010	mg/kg wwt	06-NOV-12	16-NOV-12	R2477624
Indeno(1,2,3-cd)pyrene	<0.010		0.010	mg/kg wwt	06-NOV-12	16-NOV-12	R2477624
Dibenzo(a,h)anthracene	<0.010		0.010	mg/kg wwt	06-NOV-12	16-NOV-12	R2477624
Surrogate: Naphthalene d8	61.0		30-130	%	06-NOV-12	16-NOV-12	R2477624
Surrogate: Acenaphthylene d8	73.0		50-150	%	06-NOV-12	16-NOV-12	R2477624
Surrogate: Phenanthrene d10	73.0		50-150	%	06-NOV-12	16-NOV-12	R2477624
Surrogate: Pyrene d10	67.0		50-150	%	06-NOV-12	16-NOV-12	R2477624
Surrogate: Benzo(a)pyrene d12	71.0		50-150	%	06-NOV-12	16-NOV-12	R2477624
Surrogate: Benzo(g,h,i)perylene d12	60.0		40-130	%	06-NOV-12	16-NOV-12	R2477624
L1196386-15 WL-WALL8-MT							
Sampled By: ST,HC,JH on 16-AUG-12 @ 15:15							
Matrix: TISSUE							
Metals in Tissue (Wet Weight) low level							
Metals in Tissue by ICPMS wet weight							
Antimony (Sb)-Total	0.011		0.010	mg/kg		23-SEP-12	R2444712
Arsenic (As)-Total	0.066		0.010	mg/kg		23-SEP-12	R2444712
Barium (Ba)-Total	0.230		0.020	mg/kg		23-SEP-12	R2444712
Beryllium (Be)-Total	<0.10		0.10	mg/kg		23-SEP-12	R2444712
Bismuth (Bi)-Total	<0.060		0.060	mg/kg		23-SEP-12	R2444712
Cadmium (Cd)-Total	<0.0060		0.0060	mg/kg		23-SEP-12	R2444712
Cobalt (Co)-Total	<0.020		0.020	mg/kg		23-SEP-12	R2444712
Copper (Cu)-Total	0.136		0.040	mg/kg		23-SEP-12	R2444712
Lead (Pb)-Total	0.021		0.020	mg/kg		23-SEP-12	R2444712
Lithium (Li)-Total	<0.10		0.10	mg/kg		23-SEP-12	R2444712
Magnesium (Mg)-Total	315		1.0	mg/kg		23-SEP-12	R2444712
Manganese (Mn)-Total	0.110		0.010	mg/kg		23-SEP-12	R2444712
Molybdenum (Mo)-Total	<0.010		0.010	mg/kg		23-SEP-12	R2444712
Nickel (Ni)-Total	0.022		0.020	mg/kg		23-SEP-12	R2444712
Selenium (Se)-Total	0.143		0.060	mg/kg		23-SEP-12	R2444712
Strontium (Sr)-Total	0.020		0.010	mg/kg		23-SEP-12	R2444712
Thallium (Tl)-Total	<0.010		0.010	mg/kg		23-SEP-12	R2444712
Tin (Sn)-Total	<0.050		0.050	mg/kg		23-SEP-12	R2444712
Uranium (U)-Total	<0.0020		0.0020	mg/kg		23-SEP-12	R2444712
Vanadium (V)-Total	<0.10		0.10	mg/kg		23-SEP-12	R2444712
Metals in Tissue by ICPOES wet weight							
Aluminum (Al)-Total	<2.0		2.0	mg/kg		24-SEP-12	R2442459
Calcium (Ca)-Total	125		2.0	mg/kg		24-SEP-12	R2442459
Chromium (Cr)-Total	0.077		0.050	mg/kg		24-SEP-12	R2442459
Iron (Fe)-Total	2.3		1.0	mg/kg		24-SEP-12	R2442459
Phosphorus (P)-Total	2050		5.0	mg/kg		24-SEP-12	R2442459

* Refer to Referenced Information for Qualifiers (if any) and Methodology.

ALS ENVIRONMENTAL ANALYTICAL REPORT

Sample Details/Parameters	Result	Qualifier*	D.L.	Units	Extracted	Analyzed	Batch
L1196386-15 WL-WALL8-MT							
Sampled By: ST,HC,JH on 16-AUG-12 @ 15:15							
Matrix: TISSUE							
Metals in Tissue by ICPOES wet weight							
Potassium (K)-Total	4100		20	mg/kg		24-SEP-12	R2442459
Sodium (Na)-Total	237		20	mg/kg		24-SEP-12	R2442459
Titanium (Ti)-Total	<0.10		0.10	mg/kg		24-SEP-12	R2442459
Zinc (Zn)-Total	3.49		0.10	mg/kg		24-SEP-12	R2442459
Miscellaneous Parameters							
% Moisture	<0.10		0.10	%		07-SEP-12	R2431485
Mercury (Hg)-Total	0.0410		0.0020	mg/kg	18-SEP-12	20-SEP-12	R2439633
Silver (Ag)-Total	<0.050		0.050	mg/kg		23-SEP-12	R2444712
L1196386-16 WL-WALL8-OR							
Sampled By: ST,HC,JH on 16-AUG-12 @ 15:45							
Matrix: TISSUE							
CCME BTEX,F1-F4 (Silica gel cleanup)							
BTEX and F1 (C6-C10)							
Benzene	<0.0050		0.0050	mg/kg	29-AUG-12	07-SEP-12	R2428639
Toluene	<0.050		0.050	mg/kg	29-AUG-12	07-SEP-12	R2428639
Ethylbenzene	<0.015		0.015	mg/kg	29-AUG-12	07-SEP-12	R2428639
o-Xylene	<0.050		0.050	mg/kg	29-AUG-12	07-SEP-12	R2428639
m+p-Xylene	<0.050		0.050	mg/kg	29-AUG-12	07-SEP-12	R2428639
Xylenes	<0.10		0.10	mg/kg	29-AUG-12	07-SEP-12	R2428639
CCME Total Extractable Hydrocarbons							
Surrogate: 2-Bromobenzotrifluoride	98.5		70-130	%	09-SEP-12	09-SEP-12	R2433111
Prep/Analysis Dates					09-SEP-12	09-SEP-12	R2433111
CCME Total Hydrocarbons							
F1 (C6-C10)	<10		10	mg/kg		10-SEP-12	
F1-BTEX	<10		10	mg/kg		10-SEP-12	
F2 (C10-C16)	<5.0		5.0	mg/kg		10-SEP-12	
F3 (C16-C34)	<5.0		5.0	mg/kg		10-SEP-12	
F4 (C34-C50)	<5.0		5.0	mg/kg		10-SEP-12	
Total Hydrocarbons (C6-C50)	<10		10	mg/kg		10-SEP-12	
Chromatogram to baseline at nC50	YES					10-SEP-12	
Miscellaneous Parameters							
% Moisture	<0.10		0.10	%		29-AUG-12	R2426158
CCME PAHs							
Naphthalene	<0.050		0.050	mg/kg wwt	07-NOV-12	21-NOV-12	R2479462
Acenaphthene	<0.010		0.010	mg/kg wwt	07-NOV-12	21-NOV-12	R2479462
Fluorene	<0.010		0.010	mg/kg wwt	07-NOV-12	21-NOV-12	R2479462
Phenanthrene	<0.010		0.010	mg/kg wwt	07-NOV-12	21-NOV-12	R2479462
Anthracene	<0.010		0.010	mg/kg wwt	07-NOV-12	21-NOV-12	R2479462
Fluoranthene	<0.010		0.010	mg/kg wwt	07-NOV-12	21-NOV-12	R2479462
Pyrene	<0.010		0.010	mg/kg wwt	07-NOV-12	21-NOV-12	R2479462
Benzo(a)anthracene	<0.010		0.010	mg/kg wwt	07-NOV-12	21-NOV-12	R2479462
Chrysene	<0.010		0.010	mg/kg wwt	07-NOV-12	21-NOV-12	R2479462
Benzo(b&j)fluoranthene	<0.010		0.010	mg/kg wwt	07-NOV-12	21-NOV-12	R2479462
Benzo(k)fluoranthene	<0.010		0.010	mg/kg wwt	07-NOV-12	21-NOV-12	R2479462
Benzo(a)pyrene	<0.010		0.010	mg/kg wwt	07-NOV-12	21-NOV-12	R2479462
Indeno(1,2,3-cd)pyrene	<0.010		0.010	mg/kg wwt	07-NOV-12	21-NOV-12	R2479462
Dibenzo(a,h)anthracene	<0.010		0.010	mg/kg wwt	07-NOV-12	21-NOV-12	R2479462
Surrogate: Naphthalene d8	81.0		30-130	%	07-NOV-12	21-NOV-12	R2479462
Surrogate: Acenaphthylene d8	93.0		50-150	%	07-NOV-12	21-NOV-12	R2479462
Surrogate: Phenanthrene d10	95.0		50-150	%	07-NOV-12	21-NOV-12	R2479462
Surrogate: Pyrene d10	89.0		50-150	%	07-NOV-12	21-NOV-12	R2479462

* Refer to Referenced Information for Qualifiers (if any) and Methodology.

ALS ENVIRONMENTAL ANALYTICAL REPORT

Sample Details/Parameters	Result	Qualifier*	D.L.	Units	Extracted	Analyzed	Batch
L1196386-16 WL-WALL8-OR							
Sampled By: ST,HC,JH on 16-AUG-12 @ 15:45							
Matrix: TISSUE							
CCME PAHs							
Surrogate: Benzo(a)pyrene d12	90.0		50-150	%	07-NOV-12	21-NOV-12	R2479462
Surrogate: Benzo(g,h,i)perylene d12	81.0		40-130	%	07-NOV-12	21-NOV-12	R2479462
L1196386-17 WL-WALL9-MT							
Sampled By: ST,HC,JH on 16-AUG-12 @ 16:15							
Matrix: TISSUE							
Metals in Tissue (Wet Weight) low level							
Metals in Tissue by ICPMS wet weight							
Antimony (Sb)-Total	<0.010		0.010	mg/kg		23-SEP-12	R2444712
Arsenic (As)-Total	0.072		0.010	mg/kg		23-SEP-12	R2444712
Barium (Ba)-Total	0.063		0.020	mg/kg		23-SEP-12	R2444712
Beryllium (Be)-Total	<0.10		0.10	mg/kg		23-SEP-12	R2444712
Bismuth (Bi)-Total	<0.060		0.060	mg/kg		23-SEP-12	R2444712
Cadmium (Cd)-Total	<0.0060		0.0060	mg/kg		23-SEP-12	R2444712
Cobalt (Co)-Total	<0.020		0.020	mg/kg		23-SEP-12	R2444712
Copper (Cu)-Total	0.125		0.040	mg/kg		23-SEP-12	R2444712
Lead (Pb)-Total	<0.020		0.020	mg/kg		23-SEP-12	R2444712
Lithium (Li)-Total	<0.10		0.10	mg/kg		23-SEP-12	R2444712
Magnesium (Mg)-Total	305		1.0	mg/kg		23-SEP-12	R2444712
Manganese (Mn)-Total	0.136		0.010	mg/kg		23-SEP-12	R2444712
Molybdenum (Mo)-Total	0.023		0.010	mg/kg		23-SEP-12	R2444712
Nickel (Ni)-Total	0.067		0.020	mg/kg		23-SEP-12	R2444712
Selenium (Se)-Total	0.135		0.060	mg/kg		23-SEP-12	R2444712
Strontium (Sr)-Total	0.027		0.010	mg/kg		23-SEP-12	R2444712
Thallium (Tl)-Total	<0.010		0.010	mg/kg		23-SEP-12	R2444712
Tin (Sn)-Total	<0.050		0.050	mg/kg		23-SEP-12	R2444712
Uranium (U)-Total	<0.0020		0.0020	mg/kg		23-SEP-12	R2444712
Vanadium (V)-Total	<0.10		0.10	mg/kg		23-SEP-12	R2444712
Metals in Tissue by ICPOES wet weight							
Aluminum (Al)-Total	<2.0		2.0	mg/kg		24-SEP-12	R2442459
Calcium (Ca)-Total	109		2.0	mg/kg		24-SEP-12	R2442459
Chromium (Cr)-Total	0.146		0.050	mg/kg		24-SEP-12	R2442459
Iron (Fe)-Total	2.6		1.0	mg/kg		24-SEP-12	R2442459
Phosphorus (P)-Total	1960		5.0	mg/kg		24-SEP-12	R2442459
Potassium (K)-Total	4060		20	mg/kg		24-SEP-12	R2442459
Sodium (Na)-Total	271		20	mg/kg		24-SEP-12	R2442459
Titanium (Ti)-Total	<0.10		0.10	mg/kg		24-SEP-12	R2442459
Zinc (Zn)-Total	3.87		0.10	mg/kg		24-SEP-12	R2442459
Miscellaneous Parameters							
% Moisture	<0.10		0.10	%		07-SEP-12	R2431485
Mercury (Hg)-Total	0.0405		0.0020	mg/kg	18-SEP-12	20-SEP-12	R2439633
Silver (Ag)-Total	<0.050		0.050	mg/kg		23-SEP-12	R2444712
L1196386-18 WL-WALL9-OR							
Sampled By: ST,HC,JH on 16-AUG-12 @ 16:45							
Matrix: TISSUE							
CCME BTEX,F1-F4 (Silica gel cleanup)							
BTEX and F1 (C6-C10)							
Benzene	<0.0050		0.0050	mg/kg	29-AUG-12	07-SEP-12	R2428639
Toluene	<0.050		0.050	mg/kg	29-AUG-12	07-SEP-12	R2428639
Ethylbenzene	<0.015		0.015	mg/kg	29-AUG-12	07-SEP-12	R2428639
o-Xylene	<0.050		0.050	mg/kg	29-AUG-12	07-SEP-12	R2428639

* Refer to Referenced Information for Qualifiers (if any) and Methodology.

ALS ENVIRONMENTAL ANALYTICAL REPORT

Sample Details/Parameters	Result	Qualifier*	D.L.	Units	Extracted	Analyzed	Batch
L1196386-18 WL-WALL9-OR							
Sampled By: ST,HC,JH on 16-AUG-12 @ 16:45							
Matrix: TISSUE							
BTEX and F1 (C6-C10)							
m+p-Xylene	<0.050		0.050	mg/kg	29-AUG-12	07-SEP-12	R2428639
Xylenes	<0.10		0.10	mg/kg	29-AUG-12	07-SEP-12	R2428639
CCME Total Extractable Hydrocarbons							
Surrogate: 2-Bromobenzotrifluoride	91.7		70-130	%	09-SEP-12	09-SEP-12	R2433111
Prep/Analysis Dates					09-SEP-12	09-SEP-12	R2433111
CCME Total Hydrocarbons							
F1 (C6-C10)	<10		10	mg/kg		10-SEP-12	
F1-BTEX	<10		10	mg/kg		10-SEP-12	
F2 (C10-C16)	<5.0		5.0	mg/kg		10-SEP-12	
F3 (C16-C34)	11.3		5.0	mg/kg		10-SEP-12	
F4 (C34-C50)	<5.0		5.0	mg/kg		10-SEP-12	
Total Hydrocarbons (C6-C50)	11		10	mg/kg		10-SEP-12	
Chromatogram to baseline at nC50	YES					10-SEP-12	
Miscellaneous Parameters							
% Moisture	<0.10		0.10	%		29-AUG-12	R2426158
CCME PAHs							
Naphthalene	<0.050		0.050	mg/kg wwt	06-NOV-12	16-NOV-12	R2477624
Acenaphthene	<0.010		0.010	mg/kg wwt	06-NOV-12	16-NOV-12	R2477624
Fluorene	<0.010		0.010	mg/kg wwt	06-NOV-12	16-NOV-12	R2477624
Phenanthrene	<0.010		0.010	mg/kg wwt	06-NOV-12	16-NOV-12	R2477624
Anthracene	<0.010		0.010	mg/kg wwt	06-NOV-12	16-NOV-12	R2477624
Fluoranthene	<0.010		0.010	mg/kg wwt	06-NOV-12	16-NOV-12	R2477624
Pyrene	<0.010		0.010	mg/kg wwt	06-NOV-12	16-NOV-12	R2477624
Benzo(a)anthracene	<0.010		0.010	mg/kg wwt	06-NOV-12	16-NOV-12	R2477624
Chrysene	<0.010		0.010	mg/kg wwt	06-NOV-12	16-NOV-12	R2477624
Benzo(b&j)fluoranthene	<0.010		0.010	mg/kg wwt	06-NOV-12	16-NOV-12	R2477624
Benzo(k)fluoranthene	<0.010		0.010	mg/kg wwt	06-NOV-12	16-NOV-12	R2477624
Benzo(a)pyrene	<0.010		0.010	mg/kg wwt	06-NOV-12	16-NOV-12	R2477624
Indeno(1,2,3-cd)pyrene	<0.010		0.010	mg/kg wwt	06-NOV-12	16-NOV-12	R2477624
Dibenzo(a,h)anthracene	<0.010		0.010	mg/kg wwt	06-NOV-12	16-NOV-12	R2477624
Surrogate: Naphthalene d8	81.0		30-130	%	06-NOV-12	16-NOV-12	R2477624
Surrogate: Acenaphthylene d8	96.0		50-150	%	06-NOV-12	16-NOV-12	R2477624
Surrogate: Phenanthrene d10	94.0		50-150	%	06-NOV-12	16-NOV-12	R2477624
Surrogate: Pyrene d10	86.0		50-150	%	06-NOV-12	16-NOV-12	R2477624
Surrogate: Benzo(a)pyrene d12	94.0		50-150	%	06-NOV-12	16-NOV-12	R2477624
Surrogate: Benzo(g,h,i)perylene d12	72.0		40-130	%	06-NOV-12	16-NOV-12	R2477624
L1196386-19 WL-WALL10-MT							
Sampled By: ST,HC,JH on 16-AUG-12 @ 17:15							
Matrix: TISSUE							
Metals in Tissue (Wet Weight) low level							
Metals in Tissue by ICPMS wet weight							
Antimony (Sb)-Total	<0.010		0.010	mg/kg		23-SEP-12	R2444712
Arsenic (As)-Total	0.074		0.010	mg/kg		23-SEP-12	R2444712
Barium (Ba)-Total	0.929		0.020	mg/kg		23-SEP-12	R2444712
Beryllium (Be)-Total	<0.10		0.10	mg/kg		23-SEP-12	R2444712
Bismuth (Bi)-Total	<0.060		0.060	mg/kg		23-SEP-12	R2444712
Cadmium (Cd)-Total	<0.0060		0.0060	mg/kg		23-SEP-12	R2444712
Cobalt (Co)-Total	<0.020		0.020	mg/kg		23-SEP-12	R2444712
Copper (Cu)-Total	0.116		0.040	mg/kg		23-SEP-12	R2444712
Lead (Pb)-Total	0.089		0.020	mg/kg		23-SEP-12	R2444712
Lithium (Li)-Total	<0.10		0.10	mg/kg		23-SEP-12	R2444712

* Refer to Referenced Information for Qualifiers (if any) and Methodology.

ALS ENVIRONMENTAL ANALYTICAL REPORT

Sample Details/Parameters	Result	Qualifier*	D.L.	Units	Extracted	Analyzed	Batch
L1196386-19 WL-WALL10-MT							
Sampled By: ST,HC,JH on 16-AUG-12 @ 17:15							
Matrix: TISSUE							
Metals in Tissue by ICPMS wet weight							
Magnesium (Mg)-Total	294		1.0	mg/kg		23-SEP-12	R2444712
Manganese (Mn)-Total	0.102		0.010	mg/kg		23-SEP-12	R2444712
Molybdenum (Mo)-Total	<0.010		0.010	mg/kg		23-SEP-12	R2444712
Nickel (Ni)-Total	<0.020		0.020	mg/kg		23-SEP-12	R2444712
Selenium (Se)-Total	0.160		0.060	mg/kg		23-SEP-12	R2444712
Strontium (Sr)-Total	0.042		0.010	mg/kg		23-SEP-12	R2444712
Thallium (Tl)-Total	<0.010		0.010	mg/kg		23-SEP-12	R2444712
Tin (Sn)-Total	<0.050		0.050	mg/kg		23-SEP-12	R2444712
Uranium (U)-Total	<0.0020		0.0020	mg/kg		23-SEP-12	R2444712
Vanadium (V)-Total	<0.10		0.10	mg/kg		23-SEP-12	R2444712
Metals in Tissue by ICPOES wet weight							
Aluminum (Al)-Total	<2.0		2.0	mg/kg		24-SEP-12	R2442459
Calcium (Ca)-Total	58.7		2.0	mg/kg		24-SEP-12	R2442459
Chromium (Cr)-Total	0.066		0.050	mg/kg		24-SEP-12	R2442459
Iron (Fe)-Total	2.3		1.0	mg/kg		24-SEP-12	R2442459
Phosphorus (P)-Total	2210		5.0	mg/kg		24-SEP-12	R2442459
Potassium (K)-Total	4180		20	mg/kg		24-SEP-12	R2442459
Sodium (Na)-Total	247		20	mg/kg		24-SEP-12	R2442459
Titanium (Ti)-Total	<0.10		0.10	mg/kg		24-SEP-12	R2442459
Zinc (Zn)-Total	2.77		0.10	mg/kg		24-SEP-12	R2442459
Miscellaneous Parameters							
% Moisture	<0.10		0.10	%		07-SEP-12	R2431485
Mercury (Hg)-Total	0.0289		0.0020	mg/kg	18-SEP-12	20-SEP-12	R2439633
Silver (Ag)-Total	<0.050		0.050	mg/kg		23-SEP-12	R2444712
L1196386-20 WL-WALL10-OR							
Sampled By: ST,HC,JH on 16-AUG-12 @ 17:30							
Matrix: TISSUE							
CCME BTEX,F1-F4 (Silica gel cleanup)							
BTEX and F1 (C6-C10)							
Benzene	<0.0050		0.0050	mg/kg	29-AUG-12	07-SEP-12	R2428639
Toluene	<0.050		0.050	mg/kg	29-AUG-12	07-SEP-12	R2428639
Ethylbenzene	<0.015		0.015	mg/kg	29-AUG-12	07-SEP-12	R2428639
o-Xylene	<0.050		0.050	mg/kg	29-AUG-12	07-SEP-12	R2428639
m+p-Xylene	<0.050		0.050	mg/kg	29-AUG-12	07-SEP-12	R2428639
Xylenes	<0.10		0.10	mg/kg	29-AUG-12	07-SEP-12	R2428639
CCME Total Extractable Hydrocarbons							
Surrogate: 2-Bromobenzotrifluoride	108.6		70-130	%	09-SEP-12	09-SEP-12	R2433111
Prep/Analysis Dates					09-SEP-12	09-SEP-12	R2433111
CCME Total Hydrocarbons							
F1 (C6-C10)	<10		10	mg/kg		10-SEP-12	
F1-BTEX	<10		10	mg/kg		10-SEP-12	
F2 (C10-C16)	<5.0		5.0	mg/kg		10-SEP-12	
F3 (C16-C34)	5.5		5.0	mg/kg		10-SEP-12	
F4 (C34-C50)	<5.0		5.0	mg/kg		10-SEP-12	
Total Hydrocarbons (C6-C50)	<10		10	mg/kg		10-SEP-12	
Chromatogram to baseline at nC50	YES					10-SEP-12	
Miscellaneous Parameters							
% Moisture	<0.10		0.10	%		29-AUG-12	R2426158
CCME PAHs							
Naphthalene	<0.050		0.050	mg/kg wwt	06-NOV-12	16-NOV-12	R2477624
Acenaphthene	<0.010		0.010	mg/kg wwt	06-NOV-12	16-NOV-12	R2477624

* Refer to Referenced Information for Qualifiers (if any) and Methodology.

ALS ENVIRONMENTAL ANALYTICAL REPORT

Sample Details/Parameters	Result	Qualifier*	D.L.	Units	Extracted	Analyzed	Batch
L1196386-20 WL-WALL10-OR							
Sampled By: ST,HC,JH on 16-AUG-12 @ 17:30							
Matrix: TISSUE							
CCME PAHs							
Fluorene	<0.010		0.010	mg/kg wwt	06-NOV-12	16-NOV-12	R2477624
Phenanthrene	<0.010		0.010	mg/kg wwt	06-NOV-12	16-NOV-12	R2477624
Anthracene	<0.010		0.010	mg/kg wwt	06-NOV-12	16-NOV-12	R2477624
Fluoranthene	<0.010		0.010	mg/kg wwt	06-NOV-12	16-NOV-12	R2477624
Pyrene	<0.010		0.010	mg/kg wwt	06-NOV-12	16-NOV-12	R2477624
Benzo(a)anthracene	<0.010		0.010	mg/kg wwt	06-NOV-12	16-NOV-12	R2477624
Chrysene	<0.010		0.010	mg/kg wwt	06-NOV-12	16-NOV-12	R2477624
Benzo(b&j)fluoranthene	<0.010		0.010	mg/kg wwt	06-NOV-12	16-NOV-12	R2477624
Benzo(k)fluoranthene	<0.010		0.010	mg/kg wwt	06-NOV-12	16-NOV-12	R2477624
Benzo(a)pyrene	<0.010		0.010	mg/kg wwt	06-NOV-12	16-NOV-12	R2477624
Indeno(1,2,3-cd)pyrene	<0.010		0.010	mg/kg wwt	06-NOV-12	16-NOV-12	R2477624
Dibenzo(a,h)anthracene	<0.010		0.010	mg/kg wwt	06-NOV-12	16-NOV-12	R2477624
Surrogate: Naphthalene d8	82.0		30-130	%	06-NOV-12	16-NOV-12	R2477624
Surrogate: Acenaphthylene d8	99.0		50-150	%	06-NOV-12	16-NOV-12	R2477624
Surrogate: Phenanthrene d10	98.0		50-150	%	06-NOV-12	16-NOV-12	R2477624
Surrogate: Pyrene d10	90.0		50-150	%	06-NOV-12	16-NOV-12	R2477624
Surrogate: Benzo(a)pyrene d12	95.0		50-150	%	06-NOV-12	16-NOV-12	R2477624
Surrogate: Benzo(g,h,i)perylene d12	77.0		40-130	%	06-NOV-12	16-NOV-12	R2477624
L1196386-21 4-FF-COMP							
Sampled By: ST,HC,JH on 18-AUG-12 @ 15:00							
Matrix: TISSUE							
CCME BTEX,F1-F4 (Silica gel cleanup)							
BTEX and F1 (C6-C10)							
Benzene	<0.0050		0.0050	mg/kg	29-AUG-12	07-SEP-12	R2428639
Toluene	<0.050		0.050	mg/kg	29-AUG-12	07-SEP-12	R2428639
Ethylbenzene	<0.015		0.015	mg/kg	29-AUG-12	07-SEP-12	R2428639
o-Xylene	<0.050		0.050	mg/kg	29-AUG-12	07-SEP-12	R2428639
m+p-Xylene	<0.050		0.050	mg/kg	29-AUG-12	07-SEP-12	R2428639
Xylenes	<0.10		0.10	mg/kg	29-AUG-12	07-SEP-12	R2428639
CCME Total Extractable Hydrocarbons							
Surrogate: 2-Bromobenzotrifluoride	81.8		70-130	%	09-SEP-12	09-SEP-12	R2433111
Prep/Analysis Dates					09-SEP-12	09-SEP-12	R2433111
CCME Total Hydrocarbons							
F1 (C6-C10)	<10		10	mg/kg		11-SEP-12	
F1-BTEX	<10		10	mg/kg		11-SEP-12	
F2 (C10-C16)	<5.0		5.0	mg/kg		11-SEP-12	
F3 (C16-C34)	67.9		5.0	mg/kg		11-SEP-12	
F4 (C34-C50)	69.1		5.0	mg/kg		11-SEP-12	
Total Hydrocarbons (C6-C50)	137		10	mg/kg		11-SEP-12	
Chromatogram to baseline at nC50	YES					11-SEP-12	
Metals in Tissue (Wet Weight) low level							
Metals in Tissue by ICPMS wet weight							
Antimony (Sb)-Total	<0.010		0.010	mg/kg		23-SEP-12	R2444712
Arsenic (As)-Total	0.183		0.010	mg/kg		23-SEP-12	R2444712
Barium (Ba)-Total	9.11		0.020	mg/kg		23-SEP-12	R2444712
Beryllium (Be)-Total	<0.10		0.10	mg/kg		23-SEP-12	R2444712
Bismuth (Bi)-Total	<0.060		0.060	mg/kg		23-SEP-12	R2444712
Cadmium (Cd)-Total	<0.0060		0.0060	mg/kg		23-SEP-12	R2444712
Cobalt (Co)-Total	0.022		0.020	mg/kg		23-SEP-12	R2444712
Copper (Cu)-Total	2.09		0.040	mg/kg		23-SEP-12	R2444712
Lead (Pb)-Total	<0.020		0.020	mg/kg		23-SEP-12	R2444712

* Refer to Referenced Information for Qualifiers (if any) and Methodology.

ALS ENVIRONMENTAL ANALYTICAL REPORT

Sample Details/Parameters	Result	Qualifier*	D.L.	Units	Extracted	Analyzed	Batch
L1196386-21 4-FF-COMP							
Sampled By: ST,HC,JH on 18-AUG-12 @ 15:00							
Matrix: TISSUE							
Metals in Tissue by ICPMS wet weight							
Lithium (Li)-Total	<0.10		0.10	mg/kg		23-SEP-12	R2444712
Magnesium (Mg)-Total	340		1.0	mg/kg		23-SEP-12	R2444712
Manganese (Mn)-Total	20.6		0.010	mg/kg		23-SEP-12	R2444712
Molybdenum (Mo)-Total	0.054		0.010	mg/kg		23-SEP-12	R2444712
Nickel (Ni)-Total	0.237		0.020	mg/kg		23-SEP-12	R2444712
Selenium (Se)-Total	0.245		0.060	mg/kg		23-SEP-12	R2444712
Strontium (Sr)-Total	5.28		0.010	mg/kg		23-SEP-12	R2444712
Thallium (Tl)-Total	<0.010		0.010	mg/kg		23-SEP-12	R2444712
Tin (Sn)-Total	<0.050		0.050	mg/kg		23-SEP-12	R2444712
Uranium (U)-Total	<0.0020		0.0020	mg/kg		23-SEP-12	R2444712
Vanadium (V)-Total	<0.10		0.10	mg/kg		23-SEP-12	R2444712
Metals in Tissue by ICPOES wet weight							
Aluminum (Al)-Total	5.9		2.0	mg/kg		24-SEP-12	R2442459
Calcium (Ca)-Total	7110		2.0	mg/kg		24-SEP-12	R2442459
Chromium (Cr)-Total	0.148		0.050	mg/kg		24-SEP-12	R2442459
Iron (Fe)-Total	501		1.0	mg/kg		24-SEP-12	R2442459
Phosphorus (P)-Total	4610		5.0	mg/kg		24-SEP-12	R2442459
Potassium (K)-Total	2790		20	mg/kg		24-SEP-12	R2442459
Sodium (Na)-Total	1070		20	mg/kg		24-SEP-12	R2442459
Titanium (Ti)-Total	<0.10		0.10	mg/kg		24-SEP-12	R2442459
Zinc (Zn)-Total	55.5		0.10	mg/kg		24-SEP-12	R2442459
Miscellaneous Parameters							
% Moisture	<0.10		0.10	%		29-AUG-12	R2426158
% Moisture	<0.10		0.10	%		07-SEP-12	R2431485
Mercury (Hg)-Total	0.0357		0.0020	mg/kg	18-SEP-12	20-SEP-12	R2439633
Silver (Ag)-Total	<0.050		0.050	mg/kg		23-SEP-12	R2444712
CCME PAHs							
Naphthalene	<0.050		0.050	mg/kg wwt	06-NOV-12	16-NOV-12	R2477624
Acenaphthene	<0.010		0.010	mg/kg wwt	06-NOV-12	16-NOV-12	R2477624
Fluorene	<0.010		0.010	mg/kg wwt	06-NOV-12	16-NOV-12	R2477624
Phenanthrene	<0.010		0.010	mg/kg wwt	06-NOV-12	16-NOV-12	R2477624
Anthracene	<0.010		0.010	mg/kg wwt	06-NOV-12	16-NOV-12	R2477624
Fluoranthene	<0.010		0.010	mg/kg wwt	06-NOV-12	16-NOV-12	R2477624
Pyrene	<0.010		0.010	mg/kg wwt	06-NOV-12	16-NOV-12	R2477624
Benzo(a)anthracene	<0.010		0.010	mg/kg wwt	06-NOV-12	16-NOV-12	R2477624
Chrysene	<0.010		0.010	mg/kg wwt	06-NOV-12	16-NOV-12	R2477624
Benzo(b&j)fluoranthene	<0.010		0.010	mg/kg wwt	06-NOV-12	16-NOV-12	R2477624
Benzo(k)fluoranthene	<0.010		0.010	mg/kg wwt	06-NOV-12	16-NOV-12	R2477624
Benzo(a)pyrene	<0.010		0.010	mg/kg wwt	06-NOV-12	16-NOV-12	R2477624
Indeno(1,2,3-cd)pyrene	<0.010		0.010	mg/kg wwt	06-NOV-12	16-NOV-12	R2477624
Dibenzo(a,h)anthracene	<0.010		0.010	mg/kg wwt	06-NOV-12	16-NOV-12	R2477624
Surrogate: Naphthalene d8	78.0		30-130	%	06-NOV-12	16-NOV-12	R2477624
Surrogate: Acenaphthylene d8	96.0		50-150	%	06-NOV-12	16-NOV-12	R2477624
Surrogate: Phenanthrene d10	96.0		50-150	%	06-NOV-12	16-NOV-12	R2477624
Surrogate: Pyrene d10	89.0		50-150	%	06-NOV-12	16-NOV-12	R2477624
Surrogate: Benzo(a)pyrene d12	100.0		50-150	%	06-NOV-12	16-NOV-12	R2477624
Surrogate: Benzo(g,h,i)perylene d12	69.0		40-130	%	06-NOV-12	16-NOV-12	R2477624
L1196386-22 11-FF-COMP							
Sampled By: ST,HC,JH on 19-AUG-12 @ 10:00							
Matrix: TISSUE							
CCME BTEX,F1-F4 (Silica gel cleanup)							

* Refer to Referenced Information for Qualifiers (if any) and Methodology.

ALS ENVIRONMENTAL ANALYTICAL REPORT

Sample Details/Parameters	Result	Qualifier*	D.L.	Units	Extracted	Analyzed	Batch
L1196386-22 11-FF-COMP							
Sampled By: ST,HC,JH on 19-AUG-12 @ 10:00							
Matrix: TISSUE							
BTEX and F1 (C6-C10)							
Benzene	<0.0050		0.0050	mg/kg	29-AUG-12	07-SEP-12	R2428639
Toluene	<0.050		0.050	mg/kg	29-AUG-12	07-SEP-12	R2428639
Ethylbenzene	<0.015		0.015	mg/kg	29-AUG-12	07-SEP-12	R2428639
o-Xylene	<0.050		0.050	mg/kg	29-AUG-12	07-SEP-12	R2428639
m+p-Xylene	<0.050		0.050	mg/kg	29-AUG-12	07-SEP-12	R2428639
Xylenes	<0.10		0.10	mg/kg	29-AUG-12	07-SEP-12	R2428639
CCME Total Extractable Hydrocarbons							
Surrogate: 2-Bromobenzotrifluoride	137.6	SOL:MI	70-130	%	09-SEP-12	09-SEP-12	R2433111
Prep/Analysis Dates					09-SEP-12	09-SEP-12	R2433111
CCME Total Hydrocarbons							
F1 (C6-C10)	<10		10	mg/kg		11-SEP-12	
F1-BTEX	<10		10	mg/kg		11-SEP-12	
F2 (C10-C16)	5.0		5.0	mg/kg		11-SEP-12	
F3 (C16-C34)	65.1		5.0	mg/kg		11-SEP-12	
F4 (C34-C50)	141		5.0	mg/kg		11-SEP-12	
Total Hydrocarbons (C6-C50)	211		10	mg/kg		11-SEP-12	
Chromatogram to baseline at nC50	YES					11-SEP-12	
Metals in Tissue (Wet Weight) low level							
Metals in Tissue by ICPMS wet weight							
Antimony (Sb)-Total	<0.010		0.010	mg/kg		23-SEP-12	R2444712
Arsenic (As)-Total	0.035		0.010	mg/kg		23-SEP-12	R2444712
Barium (Ba)-Total	3.04		0.020	mg/kg		23-SEP-12	R2444712
Beryllium (Be)-Total	<0.10		0.10	mg/kg		23-SEP-12	R2444712
Bismuth (Bi)-Total	<0.060		0.060	mg/kg		23-SEP-12	R2444712
Cadmium (Cd)-Total	<0.0060		0.0060	mg/kg		23-SEP-12	R2444712
Cobalt (Co)-Total	<0.020		0.020	mg/kg		23-SEP-12	R2444712
Copper (Cu)-Total	2.12		0.040	mg/kg		23-SEP-12	R2444712
Lead (Pb)-Total	<0.020		0.020	mg/kg		23-SEP-12	R2444712
Lithium (Li)-Total	<0.10		0.10	mg/kg		23-SEP-12	R2444712
Magnesium (Mg)-Total	339		1.0	mg/kg		23-SEP-12	R2444712
Manganese (Mn)-Total	6.97		0.010	mg/kg		23-SEP-12	R2444712
Molybdenum (Mo)-Total	0.044		0.010	mg/kg		23-SEP-12	R2444712
Nickel (Ni)-Total	0.223		0.020	mg/kg		23-SEP-12	R2444712
Selenium (Se)-Total	0.167		0.060	mg/kg		23-SEP-12	R2444712
Strontium (Sr)-Total	4.41		0.010	mg/kg		23-SEP-12	R2444712
Thallium (Tl)-Total	<0.010		0.010	mg/kg		23-SEP-12	R2444712
Tin (Sn)-Total	<0.050		0.050	mg/kg		23-SEP-12	R2444712
Uranium (U)-Total	<0.0020		0.0020	mg/kg		23-SEP-12	R2444712
Vanadium (V)-Total	<0.10		0.10	mg/kg		23-SEP-12	R2444712
Metals in Tissue by ICPOES wet weight							
Aluminum (Al)-Total	3.9		2.0	mg/kg		24-SEP-12	R2442459
Calcium (Ca)-Total	7280		2.0	mg/kg		24-SEP-12	R2442459
Chromium (Cr)-Total	0.120		0.050	mg/kg		24-SEP-12	R2442459
Iron (Fe)-Total	55.5		1.0	mg/kg		24-SEP-12	R2442459
Phosphorus (P)-Total	5330		5.0	mg/kg		25-SEP-12	R2442459
Potassium (K)-Total	2960		20	mg/kg		24-SEP-12	R2442459
Sodium (Na)-Total	1020		20	mg/kg		24-SEP-12	R2442459
Titanium (Ti)-Total	<0.10		0.10	mg/kg		24-SEP-12	R2442459
Zinc (Zn)-Total	55.0		0.10	mg/kg		24-SEP-12	R2442459
Miscellaneous Parameters							
% Moisture	<0.10		0.10	%		07-SEP-12	R2431485

* Refer to Referenced Information for Qualifiers (if any) and Methodology.

ALS ENVIRONMENTAL ANALYTICAL REPORT

Sample Details/Parameters	Result	Qualifier*	D.L.	Units	Extracted	Analyzed	Batch
L1196386-22 11-FF-COMP							
Sampled By: ST,HC,JH on 19-AUG-12 @ 10:00							
Matrix: TISSUE							
% Moisture	<0.10		0.10	%		29-AUG-12	R2426158
Mercury (Hg)-Total	0.0330		0.0020	mg/kg	18-SEP-12	20-SEP-12	R2439633
Silver (Ag)-Total	<0.050		0.050	mg/kg		23-SEP-12	R2444712
CCME PAHs							
Naphthalene	<0.050		0.050	mg/kg wwt	06-NOV-12	16-NOV-12	R2477624
Acenaphthene	<0.010		0.010	mg/kg wwt	06-NOV-12	16-NOV-12	R2477624
Fluorene	<0.010		0.010	mg/kg wwt	06-NOV-12	16-NOV-12	R2477624
Phenanthrene	<0.010		0.010	mg/kg wwt	06-NOV-12	16-NOV-12	R2477624
Anthracene	<0.010		0.010	mg/kg wwt	06-NOV-12	16-NOV-12	R2477624
Fluoranthene	<0.010		0.010	mg/kg wwt	06-NOV-12	16-NOV-12	R2477624
Pyrene	<0.010		0.010	mg/kg wwt	06-NOV-12	16-NOV-12	R2477624
Benzo(a)anthracene	<0.010		0.010	mg/kg wwt	06-NOV-12	16-NOV-12	R2477624
Chrysene	<0.010		0.010	mg/kg wwt	06-NOV-12	16-NOV-12	R2477624
Benzo(b&j)fluoranthene	<0.010		0.010	mg/kg wwt	06-NOV-12	16-NOV-12	R2477624
Benzo(k)fluoranthene	<0.010		0.010	mg/kg wwt	06-NOV-12	16-NOV-12	R2477624
Benzo(a)pyrene	<0.010		0.010	mg/kg wwt	06-NOV-12	16-NOV-12	R2477624
Indeno(1,2,3-cd)pyrene	<0.010		0.010	mg/kg wwt	06-NOV-12	16-NOV-12	R2477624
Dibenzo(a,h)anthracene	<0.010		0.010	mg/kg wwt	06-NOV-12	16-NOV-12	R2477624
Surrogate: Naphthalene d8	84.0		30-130	%	06-NOV-12	16-NOV-12	R2477624
Surrogate: Acenaphthylene d8	100.0		50-150	%	06-NOV-12	16-NOV-12	R2477624
Surrogate: Phenanthrene d10	98.0		50-150	%	06-NOV-12	16-NOV-12	R2477624
Surrogate: Pyrene d10	91.0		50-150	%	06-NOV-12	16-NOV-12	R2477624
Surrogate: Benzo(a)pyrene d12	100.0		50-150	%	06-NOV-12	16-NOV-12	R2477624
Surrogate: Benzo(g,h,i)perylene d12	69.0		40-130	%	06-NOV-12	16-NOV-12	R2477624
L1196386-23 5-NRPK1-MT							
Sampled By: ST,HC,JH on 14-AUG-12 @ 11:30							
Matrix: TISSUE							
Metals in Tissue (Wet Weight) low level							
Metals in Tissue by ICPMS wet weight							
Antimony (Sb)-Total	<0.010		0.010	mg/kg		23-SEP-12	R2444712
Arsenic (As)-Total	0.046		0.010	mg/kg		23-SEP-12	R2444712
Barium (Ba)-Total	0.656		0.020	mg/kg		23-SEP-12	R2444712
Beryllium (Be)-Total	<0.10		0.10	mg/kg		23-SEP-12	R2444712
Bismuth (Bi)-Total	<0.060		0.060	mg/kg		23-SEP-12	R2444712
Cadmium (Cd)-Total	<0.0060		0.0060	mg/kg		23-SEP-12	R2444712
Cobalt (Co)-Total	<0.020		0.020	mg/kg		23-SEP-12	R2444712
Copper (Cu)-Total	0.104		0.040	mg/kg		23-SEP-12	R2444712
Lead (Pb)-Total	0.069		0.020	mg/kg		23-SEP-12	R2444712
Lithium (Li)-Total	<0.10		0.10	mg/kg		23-SEP-12	R2444712
Magnesium (Mg)-Total	301		1.0	mg/kg		23-SEP-12	R2444712
Manganese (Mn)-Total	0.154		0.010	mg/kg		23-SEP-12	R2444712
Molybdenum (Mo)-Total	0.013		0.010	mg/kg		23-SEP-12	R2444712
Nickel (Ni)-Total	0.168		0.020	mg/kg		23-SEP-12	R2444712
Selenium (Se)-Total	0.113		0.060	mg/kg		23-SEP-12	R2444712
Strontium (Sr)-Total	0.032		0.010	mg/kg		23-SEP-12	R2444712
Thallium (Tl)-Total	<0.010		0.010	mg/kg		23-SEP-12	R2444712
Tin (Sn)-Total	<0.050		0.050	mg/kg		23-SEP-12	R2444712
Uranium (U)-Total	<0.0020		0.0020	mg/kg		23-SEP-12	R2444712
Vanadium (V)-Total	<0.10		0.10	mg/kg		23-SEP-12	R2444712
Metals in Tissue by ICPOES wet weight							
Aluminum (Al)-Total	<2.0		2.0	mg/kg		24-SEP-12	R2442459
Calcium (Ca)-Total	64.7		2.0	mg/kg		25-SEP-12	R2442459

* Refer to Referenced Information for Qualifiers (if any) and Methodology.

ALS ENVIRONMENTAL ANALYTICAL REPORT

Sample Details/Parameters	Result	Qualifier*	D.L.	Units	Extracted	Analyzed	Batch
L1196386-23 5-NRPK1-MT							
Sampled By: ST,HC,JH on 14-AUG-12 @ 11:30							
Matrix: TISSUE							
Metals in Tissue by ICPOES wet weight							
Chromium (Cr)-Total	0.359		0.050	mg/kg		24-SEP-12	R2442459
Iron (Fe)-Total	4.7		1.0	mg/kg		24-SEP-12	R2442459
Phosphorus (P)-Total	1880		5.0	mg/kg		24-SEP-12	R2442459
Potassium (K)-Total	3690		20	mg/kg		24-SEP-12	R2442459
Sodium (Na)-Total	231		20	mg/kg		24-SEP-12	R2442459
Titanium (Ti)-Total	<0.10		0.10	mg/kg		24-SEP-12	R2442459
Zinc (Zn)-Total	3.37		0.10	mg/kg		24-SEP-12	R2442459
Miscellaneous Parameters							
% Moisture	<0.10		0.10	%		07-SEP-12	R2431485
Mercury (Hg)-Total	0.106		0.0020	mg/kg	18-SEP-12	20-SEP-12	R2439633
Silver (Ag)-Total	<0.050		0.050	mg/kg		23-SEP-12	R2444712
L1196386-24 5-NRPK1-OR							
Sampled By: ST,HC,JH on 14-AUG-12 @ 11:45							
Matrix: TISSUE							
CCME BTEX,F1-F4 (Silica gel cleanup)							
BTEX and F1 (C6-C10)							
Benzene	<0.0050		0.0050	mg/kg	29-AUG-12	07-SEP-12	R2428639
Toluene	<0.050		0.050	mg/kg	29-AUG-12	07-SEP-12	R2428639
Ethylbenzene	<0.015		0.015	mg/kg	29-AUG-12	07-SEP-12	R2428639
o-Xylene	<0.050		0.050	mg/kg	29-AUG-12	07-SEP-12	R2428639
m+p-Xylene	<0.050		0.050	mg/kg	29-AUG-12	07-SEP-12	R2428639
Xylenes	<0.10		0.10	mg/kg	29-AUG-12	07-SEP-12	R2428639
CCME Total Extractable Hydrocarbons							
Surrogate: 2-Bromobenzotrifluoride	121.2		70-130	%	09-SEP-12	09-SEP-12	R2433111
Prep/Analysis Dates					09-SEP-12	09-SEP-12	R2433111
CCME Total Hydrocarbons							
F1 (C6-C10)	<10		10	mg/kg		10-SEP-12	
F1-BTEX	<10		10	mg/kg		10-SEP-12	
F2 (C10-C16)	<5.0		5.0	mg/kg		10-SEP-12	
F3 (C16-C34)	5.7		5.0	mg/kg		10-SEP-12	
F4 (C34-C50)	<5.0		5.0	mg/kg		10-SEP-12	
Total Hydrocarbons (C6-C50)	<10		10	mg/kg		10-SEP-12	
Chromatogram to baseline at nC50	YES					10-SEP-12	
Miscellaneous Parameters							
% Moisture	<0.10		0.10	%		29-AUG-12	R2426158
CCME PAHs							
Naphthalene	<0.050		0.050	mg/kg wwt	06-NOV-12	16-NOV-12	R2477624
Acenaphthene	<0.010		0.010	mg/kg wwt	06-NOV-12	16-NOV-12	R2477624
Fluorene	<0.010		0.010	mg/kg wwt	06-NOV-12	16-NOV-12	R2477624
Phenanthrene	<0.010		0.010	mg/kg wwt	06-NOV-12	16-NOV-12	R2477624
Anthracene	<0.010		0.010	mg/kg wwt	06-NOV-12	16-NOV-12	R2477624
Fluoranthene	<0.010		0.010	mg/kg wwt	06-NOV-12	16-NOV-12	R2477624
Pyrene	<0.010		0.010	mg/kg wwt	06-NOV-12	16-NOV-12	R2477624
Benzo(a)anthracene	<0.010		0.010	mg/kg wwt	06-NOV-12	16-NOV-12	R2477624
Chrysene	<0.010		0.010	mg/kg wwt	06-NOV-12	16-NOV-12	R2477624
Benzo(b&j)fluoranthene	<0.010		0.010	mg/kg wwt	06-NOV-12	16-NOV-12	R2477624
Benzo(k)fluoranthene	<0.010		0.010	mg/kg wwt	06-NOV-12	16-NOV-12	R2477624
Benzo(a)pyrene	<0.010		0.010	mg/kg wwt	06-NOV-12	16-NOV-12	R2477624
Indeno(1,2,3-cd)pyrene	<0.010		0.010	mg/kg wwt	06-NOV-12	16-NOV-12	R2477624
Dibenzo(a,h)anthracene	<0.010		0.010	mg/kg wwt	06-NOV-12	16-NOV-12	R2477624
Surrogate: Naphthalene d8	72.0		30-130	%	06-NOV-12	16-NOV-12	R2477624

* Refer to Referenced Information for Qualifiers (if any) and Methodology.

ALS ENVIRONMENTAL ANALYTICAL REPORT

Sample Details/Parameters	Result	Qualifier*	D.L.	Units	Extracted	Analyzed	Batch
L1196386-24 5-NRPK1-OR							
Sampled By: ST,HC,JH on 14-AUG-12 @ 11:45							
Matrix: TISSUE							
CCME PAHs							
Surrogate: Acenaphthylene d8	88.0		50-150	%	06-NOV-12	16-NOV-12	R2477624
Surrogate: Phenanthrene d10	87.0		50-150	%	06-NOV-12	16-NOV-12	R2477624
Surrogate: Pyrene d10	81.0		50-150	%	06-NOV-12	16-NOV-12	R2477624
Surrogate: Benzo(a)pyrene d12	87.0		50-150	%	06-NOV-12	16-NOV-12	R2477624
Surrogate: Benzo(g,h,i)perylene d12	65.0		40-130	%	06-NOV-12	16-NOV-12	R2477624
L1196386-25 5-NRPK2-MT							
Sampled By: ST,HC,JH on 14-AUG-12 @ 12:00							
Matrix: TISSUE							
Metals in Tissue (Wet Weight) low level							
Metals in Tissue by ICPMS wet weight							
Antimony (Sb)-Total	<0.010		0.010	mg/kg		23-SEP-12	R2444712
Arsenic (As)-Total	0.044		0.010	mg/kg		23-SEP-12	R2444712
Barium (Ba)-Total	0.618		0.020	mg/kg		23-SEP-12	R2444712
Beryllium (Be)-Total	<0.10		0.10	mg/kg		23-SEP-12	R2444712
Bismuth (Bi)-Total	<0.060		0.060	mg/kg		23-SEP-12	R2444712
Cadmium (Cd)-Total	<0.0060		0.0060	mg/kg		23-SEP-12	R2444712
Cobalt (Co)-Total	<0.020		0.020	mg/kg		23-SEP-12	R2444712
Copper (Cu)-Total	0.078		0.040	mg/kg		23-SEP-12	R2444712
Lead (Pb)-Total	0.026		0.020	mg/kg		23-SEP-12	R2444712
Lithium (Li)-Total	<0.10		0.10	mg/kg		23-SEP-12	R2444712
Magnesium (Mg)-Total	273		1.0	mg/kg		23-SEP-12	R2444712
Manganese (Mn)-Total	0.237		0.010	mg/kg		23-SEP-12	R2444712
Molybdenum (Mo)-Total	<0.010		0.010	mg/kg		23-SEP-12	R2444712
Nickel (Ni)-Total	0.047		0.020	mg/kg		23-SEP-12	R2444712
Selenium (Se)-Total	0.091		0.060	mg/kg		23-SEP-12	R2444712
Strontium (Sr)-Total	0.119		0.010	mg/kg		23-SEP-12	R2444712
Thallium (Tl)-Total	<0.010		0.010	mg/kg		23-SEP-12	R2444712
Tin (Sn)-Total	<0.050		0.050	mg/kg		23-SEP-12	R2444712
Uranium (U)-Total	<0.0020		0.0020	mg/kg		23-SEP-12	R2444712
Vanadium (V)-Total	<0.10		0.10	mg/kg		23-SEP-12	R2444712
Metals in Tissue by ICPOES wet weight							
Aluminum (Al)-Total	<2.0		2.0	mg/kg		24-SEP-12	R2442459
Calcium (Ca)-Total	226		2.0	mg/kg		24-SEP-12	R2442459
Chromium (Cr)-Total	0.092		0.050	mg/kg		24-SEP-12	R2442459
Iron (Fe)-Total	1.9		1.0	mg/kg		24-SEP-12	R2442459
Phosphorus (P)-Total	1740		5.0	mg/kg		24-SEP-12	R2442459
Potassium (K)-Total	3280		20	mg/kg		24-SEP-12	R2442459
Sodium (Na)-Total	177		20	mg/kg		24-SEP-12	R2442459
Titanium (Ti)-Total	<0.10		0.10	mg/kg		24-SEP-12	R2442459
Zinc (Zn)-Total	3.13		0.10	mg/kg		24-SEP-12	R2442459
Miscellaneous Parameters							
% Moisture	<0.10		0.10	%		07-SEP-12	R2431485
Mercury (Hg)-Total	0.0255		0.0020	mg/kg	18-SEP-12	20-SEP-12	R2439633
Silver (Ag)-Total	<0.050		0.050	mg/kg		23-SEP-12	R2444712
L1196386-26 5-NRPK2-OR							
Sampled By: ST,HC,JH on 14-AUG-12 @ 12:15							
Matrix: TISSUE							
CCME BTEX,F1-F4 (Silica gel cleanup)							
BTEX and F1 (C6-C10)							
Benzene	<0.0050		0.0050	mg/kg	29-AUG-12	07-SEP-12	R2428639

* Refer to Referenced Information for Qualifiers (if any) and Methodology.

ALS ENVIRONMENTAL ANALYTICAL REPORT

Sample Details/Parameters	Result	Qualifier*	D.L.	Units	Extracted	Analyzed	Batch
L1196386-26 5-NRPK2-OR							
Sampled By: ST,HC,JH on 14-AUG-12 @ 12:15							
Matrix: TISSUE							
BTEX and F1 (C6-C10)							
Toluene	<0.050		0.050	mg/kg	29-AUG-12	07-SEP-12	R2428639
Ethylbenzene	<0.015		0.015	mg/kg	29-AUG-12	07-SEP-12	R2428639
o-Xylene	<0.050		0.050	mg/kg	29-AUG-12	07-SEP-12	R2428639
m+p-Xylene	<0.050		0.050	mg/kg	29-AUG-12	07-SEP-12	R2428639
Xylenes	<0.10		0.10	mg/kg	29-AUG-12	07-SEP-12	R2428639
CCME Total Extractable Hydrocarbons							
Surrogate: 2-Bromobenzotrifluoride	99.5		70-130	%	09-SEP-12	09-SEP-12	R2433111
Prep/Analysis Dates					09-SEP-12	09-SEP-12	R2433111
CCME Total Hydrocarbons							
F1 (C6-C10)	<10		10	mg/kg		10-SEP-12	
F1-BTEX	<10		10	mg/kg		10-SEP-12	
F2 (C10-C16)	<5.0		5.0	mg/kg		10-SEP-12	
F3 (C16-C34)	7.9		5.0	mg/kg		10-SEP-12	
F4 (C34-C50)	<5.0		5.0	mg/kg		10-SEP-12	
Total Hydrocarbons (C6-C50)	<10		10	mg/kg		10-SEP-12	
Chromatogram to baseline at nC50	YES					10-SEP-12	
Miscellaneous Parameters							
% Moisture	<0.10		0.10	%		29-AUG-12	R2426158
CCME PAHs							
Naphthalene	<0.050		0.050	mg/kg wwt	06-NOV-12	16-NOV-12	R2477624
Acenaphthene	<0.010		0.010	mg/kg wwt	06-NOV-12	16-NOV-12	R2477624
Fluorene	<0.010		0.010	mg/kg wwt	06-NOV-12	16-NOV-12	R2477624
Phenanthrene	<0.010		0.010	mg/kg wwt	06-NOV-12	16-NOV-12	R2477624
Anthracene	<0.010		0.010	mg/kg wwt	06-NOV-12	16-NOV-12	R2477624
Fluoranthene	<0.010		0.010	mg/kg wwt	06-NOV-12	16-NOV-12	R2477624
Pyrene	<0.010		0.010	mg/kg wwt	06-NOV-12	16-NOV-12	R2477624
Benzo(a)anthracene	<0.010		0.010	mg/kg wwt	06-NOV-12	16-NOV-12	R2477624
Chrysene	<0.010		0.010	mg/kg wwt	06-NOV-12	16-NOV-12	R2477624
Benzo(b&j)fluoranthene	<0.010		0.010	mg/kg wwt	06-NOV-12	16-NOV-12	R2477624
Benzo(k)fluoranthene	<0.010		0.010	mg/kg wwt	06-NOV-12	16-NOV-12	R2477624
Benzo(a)pyrene	<0.010		0.010	mg/kg wwt	06-NOV-12	16-NOV-12	R2477624
Indeno(1,2,3-cd)pyrene	<0.010		0.010	mg/kg wwt	06-NOV-12	16-NOV-12	R2477624
Dibenzo(a,h)anthracene	<0.010		0.010	mg/kg wwt	06-NOV-12	16-NOV-12	R2477624
Surrogate: Naphthalene d8	84.0		30-130	%	06-NOV-12	16-NOV-12	R2477624
Surrogate: Acenaphthylene d8	102.0		50-150	%	06-NOV-12	16-NOV-12	R2477624
Surrogate: Phenanthrene d10	101.0		50-150	%	06-NOV-12	16-NOV-12	R2477624
Surrogate: Pyrene d10	93.0		50-150	%	06-NOV-12	16-NOV-12	R2477624
Surrogate: Benzo(a)pyrene d12	101.0		50-150	%	06-NOV-12	16-NOV-12	R2477624
Surrogate: Benzo(g,h,i)perylene d12	77.0		40-130	%	06-NOV-12	16-NOV-12	R2477624
L1196386-27 5-NRPK3-MT							
Sampled By: ST,HC,JH on 14-AUG-12 @ 12:30							
Matrix: TISSUE							
Metals in Tissue (Wet Weight) low level							
Metals in Tissue by ICPMS wet weight							
Antimony (Sb)-Total	0.089		0.010	mg/kg		23-SEP-12	R2444712
Arsenic (As)-Total	0.052		0.010	mg/kg		23-SEP-12	R2444712
Barium (Ba)-Total	0.610		0.020	mg/kg		23-SEP-12	R2444712
Beryllium (Be)-Total	<0.10		0.10	mg/kg		23-SEP-12	R2444712
Bismuth (Bi)-Total	0.063		0.060	mg/kg		23-SEP-12	R2444712
Cadmium (Cd)-Total	<0.0060		0.0060	mg/kg		23-SEP-12	R2444712
Cobalt (Co)-Total	<0.020		0.020	mg/kg		23-SEP-12	R2444712

* Refer to Referenced Information for Qualifiers (if any) and Methodology.

ALS ENVIRONMENTAL ANALYTICAL REPORT

Sample Details/Parameters	Result	Qualifier*	D.L.	Units	Extracted	Analyzed	Batch
L1196386-27 5-NRPK3-MT							
Sampled By: ST,HC,JH on 14-AUG-12 @ 12:30							
Matrix: TISSUE							
Metals in Tissue by ICPMS wet weight							
Copper (Cu)-Total	0.132		0.040	mg/kg		23-SEP-12	R2444712
Lead (Pb)-Total	0.041		0.020	mg/kg		23-SEP-12	R2444712
Lithium (Li)-Total	<0.10		0.10	mg/kg		23-SEP-12	R2444712
Magnesium (Mg)-Total	307		1.0	mg/kg		23-SEP-12	R2444712
Manganese (Mn)-Total	0.129		0.010	mg/kg		23-SEP-12	R2444712
Molybdenum (Mo)-Total	0.014		0.010	mg/kg		23-SEP-12	R2444712
Nickel (Ni)-Total	0.024		0.020	mg/kg		23-SEP-12	R2444712
Selenium (Se)-Total	0.130		0.060	mg/kg		23-SEP-12	R2444712
Strontium (Sr)-Total	0.067		0.010	mg/kg		23-SEP-12	R2444712
Thallium (Tl)-Total	<0.010		0.010	mg/kg		23-SEP-12	R2444712
Tin (Sn)-Total	<0.050		0.050	mg/kg		23-SEP-12	R2444712
Uranium (U)-Total	<0.0020		0.0020	mg/kg		23-SEP-12	R2444712
Vanadium (V)-Total	<0.10		0.10	mg/kg		23-SEP-12	R2444712
Metals in Tissue by ICPOES wet weight							
Aluminum (Al)-Total	<2.0		2.0	mg/kg		24-SEP-12	R2442459
Calcium (Ca)-Total	126		2.0	mg/kg		24-SEP-12	R2442459
Chromium (Cr)-Total	<0.050		0.050	mg/kg		24-SEP-12	R2442459
Iron (Fe)-Total	4.6		1.0	mg/kg		24-SEP-12	R2442459
Phosphorus (P)-Total	1940		5.0	mg/kg		24-SEP-12	R2442459
Potassium (K)-Total	3670		20	mg/kg		24-SEP-12	R2442459
Sodium (Na)-Total	239		20	mg/kg		24-SEP-12	R2442459
Titanium (Ti)-Total	<0.10		0.10	mg/kg		24-SEP-12	R2442459
Zinc (Zn)-Total	3.61		0.10	mg/kg		24-SEP-12	R2442459
Miscellaneous Parameters							
% Moisture	<0.10		0.10	%		07-SEP-12	R2431485
Mercury (Hg)-Total	0.101		0.0020	mg/kg	18-SEP-12	20-SEP-12	R2439633
Silver (Ag)-Total	<0.050		0.050	mg/kg		23-SEP-12	R2444712
L1196386-28 5-NRPK3-OR							
Sampled By: ST,HC,JH on 14-AUG-12 @ 12:45							
Matrix: TISSUE							
CCME BTEX,F1-F4 (Silica gel cleanup)							
BTEX and F1 (C6-C10)							
Benzene	<0.0050		0.0050	mg/kg	29-AUG-12	07-SEP-12	R2428639
Toluene	<0.050		0.050	mg/kg	29-AUG-12	07-SEP-12	R2428639
Ethylbenzene	<0.015		0.015	mg/kg	29-AUG-12	07-SEP-12	R2428639
o-Xylene	<0.050		0.050	mg/kg	29-AUG-12	07-SEP-12	R2428639
m+p-Xylene	<0.050		0.050	mg/kg	29-AUG-12	07-SEP-12	R2428639
Xylenes	<0.10		0.10	mg/kg	29-AUG-12	07-SEP-12	R2428639
CCME Total Extractable Hydrocarbons							
Surrogate: 2-Bromobenzotrifluoride	100.9		70-130	%	09-SEP-12	09-SEP-12	R2433111
Prep/Analysis Dates					09-SEP-12	09-SEP-12	R2433111
CCME Total Hydrocarbons							
F1 (C6-C10)	<10		10	mg/kg		10-SEP-12	
F1-BTEX	<10		10	mg/kg		10-SEP-12	
F2 (C10-C16)	<5.0		5.0	mg/kg		10-SEP-12	
F3 (C16-C34)	10.8		5.0	mg/kg		10-SEP-12	
F4 (C34-C50)	<5.0		5.0	mg/kg		10-SEP-12	
Total Hydrocarbons (C6-C50)	11		10	mg/kg		10-SEP-12	
Chromatogram to baseline at nC50	YES					10-SEP-12	
Miscellaneous Parameters							
% Moisture	<0.10		0.10	%		29-AUG-12	R2426158

* Refer to Referenced Information for Qualifiers (if any) and Methodology.

ALS ENVIRONMENTAL ANALYTICAL REPORT

Sample Details/Parameters	Result	Qualifier*	D.L.	Units	Extracted	Analyzed	Batch
L1196386-28 5-NRPK3-OR							
Sampled By: ST,HC,JH on 14-AUG-12 @ 12:45							
Matrix: TISSUE							
CCME PAHs							
Naphthalene	<0.050		0.050	mg/kg wwt	06-NOV-12	16-NOV-12	R2477624
Acenaphthene	<0.010		0.010	mg/kg wwt	06-NOV-12	16-NOV-12	R2477624
Fluorene	<0.010		0.010	mg/kg wwt	06-NOV-12	16-NOV-12	R2477624
Phenanthrene	<0.010		0.010	mg/kg wwt	06-NOV-12	16-NOV-12	R2477624
Anthracene	<0.010		0.010	mg/kg wwt	06-NOV-12	16-NOV-12	R2477624
Fluoranthene	<0.010		0.010	mg/kg wwt	06-NOV-12	16-NOV-12	R2477624
Pyrene	<0.010		0.010	mg/kg wwt	06-NOV-12	16-NOV-12	R2477624
Benzo(a)anthracene	<0.010		0.010	mg/kg wwt	06-NOV-12	16-NOV-12	R2477624
Chrysene	<0.010		0.010	mg/kg wwt	06-NOV-12	16-NOV-12	R2477624
Benzo(b&j)fluoranthene	<0.010		0.010	mg/kg wwt	06-NOV-12	16-NOV-12	R2477624
Benzo(k)fluoranthene	<0.010		0.010	mg/kg wwt	06-NOV-12	16-NOV-12	R2477624
Benzo(a)pyrene	<0.010		0.010	mg/kg wwt	06-NOV-12	16-NOV-12	R2477624
Indeno(1,2,3-cd)pyrene	<0.010		0.010	mg/kg wwt	06-NOV-12	16-NOV-12	R2477624
Dibenzo(a,h)anthracene	<0.010		0.010	mg/kg wwt	06-NOV-12	16-NOV-12	R2477624
Surrogate: Naphthalene d8	80.0		30-130	%	06-NOV-12	16-NOV-12	R2477624
Surrogate: Acenaphthylene d8	97.0		50-150	%	06-NOV-12	16-NOV-12	R2477624
Surrogate: Phenanthrene d10	97.0		50-150	%	06-NOV-12	16-NOV-12	R2477624
Surrogate: Pyrene d10	90.0		50-150	%	06-NOV-12	16-NOV-12	R2477624
Surrogate: Benzo(a)pyrene d12	95.0		50-150	%	06-NOV-12	16-NOV-12	R2477624
Surrogate: Benzo(g,h,i)perylene d12	75.0		40-130	%	06-NOV-12	16-NOV-12	R2477624
L1196386-29 5-NRPK4-MT							
Sampled By: ST,HC,JH on 14-AUG-12 @ 13:00							
Matrix: TISSUE							
Metals in Tissue (Wet Weight) low level							
Metals in Tissue by ICPMS wet weight							
Antimony (Sb)-Total	0.030		0.010	mg/kg		23-SEP-12	R2444712
Arsenic (As)-Total	0.059		0.010	mg/kg		23-SEP-12	R2444712
Barium (Ba)-Total	0.349		0.020	mg/kg		23-SEP-12	R2444712
Beryllium (Be)-Total	<0.10		0.10	mg/kg		23-SEP-12	R2444712
Bismuth (Bi)-Total	<0.060		0.060	mg/kg		23-SEP-12	R2444712
Cadmium (Cd)-Total	<0.0060		0.0060	mg/kg		23-SEP-12	R2444712
Cobalt (Co)-Total	<0.020		0.020	mg/kg		23-SEP-12	R2444712
Copper (Cu)-Total	0.091		0.040	mg/kg		23-SEP-12	R2444712
Lead (Pb)-Total	<0.020		0.020	mg/kg		23-SEP-12	R2444712
Lithium (Li)-Total	<0.10		0.10	mg/kg		23-SEP-12	R2444712
Magnesium (Mg)-Total	318		1.0	mg/kg		23-SEP-12	R2444712
Manganese (Mn)-Total	0.441		0.010	mg/kg		23-SEP-12	R2444712
Molybdenum (Mo)-Total	<0.010		0.010	mg/kg		23-SEP-12	R2444712
Nickel (Ni)-Total	0.021		0.020	mg/kg		23-SEP-12	R2444712
Selenium (Se)-Total	0.103		0.060	mg/kg		23-SEP-12	R2444712
Strontium (Sr)-Total	0.137		0.010	mg/kg		23-SEP-12	R2444712
Thallium (Tl)-Total	<0.010		0.010	mg/kg		23-SEP-12	R2444712
Tin (Sn)-Total	<0.050		0.050	mg/kg		23-SEP-12	R2444712
Uranium (U)-Total	<0.0020		0.0020	mg/kg		23-SEP-12	R2444712
Vanadium (V)-Total	<0.10		0.10	mg/kg		23-SEP-12	R2444712
Metals in Tissue by ICPOES wet weight							
Aluminum (Al)-Total	<2.0		2.0	mg/kg		24-SEP-12	R2442459
Calcium (Ca)-Total	240		2.0	mg/kg		24-SEP-12	R2442459
Chromium (Cr)-Total	<0.050		0.050	mg/kg		24-SEP-12	R2442459
Iron (Fe)-Total	2.1		1.0	mg/kg		24-SEP-12	R2442459
Phosphorus (P)-Total	1970		5.0	mg/kg		24-SEP-12	R2442459

* Refer to Referenced Information for Qualifiers (if any) and Methodology.

ALS ENVIRONMENTAL ANALYTICAL REPORT

Sample Details/Parameters	Result	Qualifier*	D.L.	Units	Extracted	Analyzed	Batch
L1196386-29 5-NRPK4-MT							
Sampled By: ST,HC,JH on 14-AUG-12 @ 13:00							
Matrix: TISSUE							
Metals in Tissue by ICPOES wet weight							
Potassium (K)-Total	3720		20	mg/kg		24-SEP-12	R2442459
Sodium (Na)-Total	242		20	mg/kg		24-SEP-12	R2442459
Titanium (Ti)-Total	<0.10		0.10	mg/kg		24-SEP-12	R2442459
Zinc (Zn)-Total	3.56		0.10	mg/kg		24-SEP-12	R2442459
Miscellaneous Parameters							
% Moisture	<0.10		0.10	%		07-SEP-12	R2431485
Mercury (Hg)-Total	0.137		0.0020	mg/kg	18-SEP-12	20-SEP-12	R2439633
Silver (Ag)-Total	<0.050		0.050	mg/kg		23-SEP-12	R2444712
L1196386-30 5-NRPK4-OR							
Sampled By: ST,HC,JH on 14-AUG-12 @ 13:15							
Matrix: TISSUE							
CCME BTEX,F1-F4 (Silica gel cleanup)							
BTEX and F1 (C6-C10)							
Benzene	<0.0050		0.0050	mg/kg	29-AUG-12	07-SEP-12	R2428639
Toluene	<0.050		0.050	mg/kg	29-AUG-12	07-SEP-12	R2428639
Ethylbenzene	<0.015		0.015	mg/kg	29-AUG-12	07-SEP-12	R2428639
o-Xylene	<0.050		0.050	mg/kg	29-AUG-12	07-SEP-12	R2428639
m+p-Xylene	<0.050		0.050	mg/kg	29-AUG-12	07-SEP-12	R2428639
Xylenes	<0.10		0.10	mg/kg	29-AUG-12	07-SEP-12	R2428639
CCME Total Extractable Hydrocarbons							
Surrogate: 2-Bromobenzotrifluoride	86.8		70-130	%	09-SEP-12	09-SEP-12	R2433111
Prep/Analysis Dates					09-SEP-12	09-SEP-12	R2433111
CCME Total Hydrocarbons							
F1 (C6-C10)	<10		10	mg/kg		10-SEP-12	
F1-BTEX	<10		10	mg/kg		10-SEP-12	
F2 (C10-C16)	<5.0		5.0	mg/kg		10-SEP-12	
F3 (C16-C34)	24.0		5.0	mg/kg		10-SEP-12	
F4 (C34-C50)	<5.0		5.0	mg/kg		10-SEP-12	
Total Hydrocarbons (C6-C50)	24		10	mg/kg		10-SEP-12	
Chromatogram to baseline at nC50	YES					10-SEP-12	
Miscellaneous Parameters							
% Moisture	<0.10		0.10	%		29-AUG-12	R2426158
CCME PAHs							
Naphthalene	<0.050		0.050	mg/kg wwt	07-NOV-12	21-NOV-12	R2479462
Acenaphthene	<0.010		0.010	mg/kg wwt	07-NOV-12	21-NOV-12	R2479462
Fluorene	<0.010		0.010	mg/kg wwt	07-NOV-12	21-NOV-12	R2479462
Phenanthrene	<0.010		0.010	mg/kg wwt	07-NOV-12	21-NOV-12	R2479462
Anthracene	<0.010		0.010	mg/kg wwt	07-NOV-12	21-NOV-12	R2479462
Fluoranthene	<0.010		0.010	mg/kg wwt	07-NOV-12	21-NOV-12	R2479462
Pyrene	<0.010		0.010	mg/kg wwt	07-NOV-12	21-NOV-12	R2479462
Benzo(a)anthracene	<0.010		0.010	mg/kg wwt	07-NOV-12	21-NOV-12	R2479462
Chrysene	<0.010		0.010	mg/kg wwt	07-NOV-12	21-NOV-12	R2479462
Benzo(b&j)fluoranthene	<0.010		0.010	mg/kg wwt	07-NOV-12	21-NOV-12	R2479462
Benzo(k)fluoranthene	<0.010		0.010	mg/kg wwt	07-NOV-12	21-NOV-12	R2479462
Benzo(a)pyrene	<0.010		0.010	mg/kg wwt	07-NOV-12	21-NOV-12	R2479462
Indeno(1,2,3-cd)pyrene	<0.010		0.010	mg/kg wwt	07-NOV-12	21-NOV-12	R2479462
Dibenzo(a,h)anthracene	<0.010		0.010	mg/kg wwt	07-NOV-12	21-NOV-12	R2479462
Surrogate: Naphthalene d8	86.0		30-130	%	07-NOV-12	21-NOV-12	R2479462
Surrogate: Acenaphthylene d8	100.0		50-150	%	07-NOV-12	21-NOV-12	R2479462
Surrogate: Phenanthrene d10	101.0		50-150	%	07-NOV-12	21-NOV-12	R2479462
Surrogate: Pyrene d10	94.0		50-150	%	07-NOV-12	21-NOV-12	R2479462

* Refer to Referenced Information for Qualifiers (if any) and Methodology.

ALS ENVIRONMENTAL ANALYTICAL REPORT

Sample Details/Parameters	Result	Qualifier*	D.L.	Units	Extracted	Analyzed	Batch
L1196386-30 5-NRPK4-OR							
Sampled By: ST,HC,JH on 14-AUG-12 @ 13:15							
Matrix: TISSUE							
CCME PAHs							
Surrogate: Benzo(a)pyrene d12	97.0		50-150	%	07-NOV-12	21-NOV-12	R2479462
Surrogate: Benzo(g,h,i)perylene d12	85.0		40-130	%	07-NOV-12	21-NOV-12	R2479462
L1196386-31 5-NRPK5-MT							
Sampled By: ST,HC,JH on 14-AUG-12 @ 13:30							
Matrix: TISSUE							
Metals in Tissue (Wet Weight) low level							
Metals in Tissue by ICPMS wet weight							
Antimony (Sb)-Total	0.019		0.010	mg/kg		23-SEP-12	R2444712
Arsenic (As)-Total	0.076		0.010	mg/kg		23-SEP-12	R2444712
Barium (Ba)-Total	2.43		0.020	mg/kg		23-SEP-12	R2444712
Beryllium (Be)-Total	<0.10		0.10	mg/kg		23-SEP-12	R2444712
Bismuth (Bi)-Total	<0.060		0.060	mg/kg		23-SEP-12	R2444712
Cadmium (Cd)-Total	<0.0060		0.0060	mg/kg		23-SEP-12	R2444712
Cobalt (Co)-Total	<0.020		0.020	mg/kg		23-SEP-12	R2444712
Copper (Cu)-Total	0.149		0.040	mg/kg		23-SEP-12	R2444712
Lead (Pb)-Total	0.178		0.020	mg/kg		23-SEP-12	R2444712
Lithium (Li)-Total	0.11		0.10	mg/kg		23-SEP-12	R2444712
Magnesium (Mg)-Total	395		1.0	mg/kg		23-SEP-12	R2444712
Manganese (Mn)-Total	0.162		0.010	mg/kg		23-SEP-12	R2444712
Molybdenum (Mo)-Total	0.033		0.010	mg/kg		23-SEP-12	R2444712
Nickel (Ni)-Total	0.053		0.020	mg/kg		23-SEP-12	R2444712
Selenium (Se)-Total	0.164		0.060	mg/kg		23-SEP-12	R2444712
Strontium (Sr)-Total	0.123		0.010	mg/kg		23-SEP-12	R2444712
Thallium (Tl)-Total	<0.010		0.010	mg/kg		23-SEP-12	R2444712
Tin (Sn)-Total	<0.050		0.050	mg/kg		23-SEP-12	R2444712
Uranium (U)-Total	<0.0020		0.0020	mg/kg		23-SEP-12	R2444712
Vanadium (V)-Total	0.10		0.10	mg/kg		23-SEP-12	R2444712
Metals in Tissue by ICPOES wet weight							
Aluminum (Al)-Total	<2.0		2.0	mg/kg		24-SEP-12	R2442459
Calcium (Ca)-Total	154		2.0	mg/kg		24-SEP-12	R2442459
Chromium (Cr)-Total	0.078		0.050	mg/kg		24-SEP-12	R2442459
Iron (Fe)-Total	4.5		1.0	mg/kg		24-SEP-12	R2442459
Phosphorus (P)-Total	1980		5.0	mg/kg		24-SEP-12	R2442459
Potassium (K)-Total	3710		20	mg/kg		24-SEP-12	R2442459
Sodium (Na)-Total	279		20	mg/kg		24-SEP-12	R2442459
Titanium (Ti)-Total	<0.10		0.10	mg/kg		24-SEP-12	R2442459
Zinc (Zn)-Total	3.76		0.10	mg/kg		24-SEP-12	R2442459
Miscellaneous Parameters							
% Moisture	<0.10		0.10	%		07-SEP-12	R2431485
Mercury (Hg)-Total	0.184		0.0020	mg/kg	18-SEP-12	20-SEP-12	R2439633
Silver (Ag)-Total	<0.050		0.050	mg/kg		23-SEP-12	R2444712
L1196386-32 5-NRPK5-OR							
Sampled By: ST,HC,JH on 14-AUG-12 @ 13:45							
Matrix: TISSUE							
CCME BTEX,F1-F4 (Silica gel cleanup)							
BTEX and F1 (C6-C10)							
Benzene	<0.0050		0.0050	mg/kg	29-AUG-12	07-SEP-12	R2428639
Toluene	<0.050		0.050	mg/kg	29-AUG-12	07-SEP-12	R2428639
Ethylbenzene	<0.015		0.015	mg/kg	29-AUG-12	07-SEP-12	R2428639
o-Xylene	<0.050		0.050	mg/kg	29-AUG-12	07-SEP-12	R2428639

* Refer to Referenced Information for Qualifiers (if any) and Methodology.

ALS ENVIRONMENTAL ANALYTICAL REPORT

Sample Details/Parameters	Result	Qualifier*	D.L.	Units	Extracted	Analyzed	Batch
L1196386-32 5-NRPK5-OR							
Sampled By: ST,HC,JH on 14-AUG-12 @ 13:45							
Matrix: TISSUE							
BTEX and F1 (C6-C10)							
m+p-Xylene	<0.050		0.050	mg/kg	29-AUG-12	07-SEP-12	R2428639
Xylenes	<0.10		0.10	mg/kg	29-AUG-12	07-SEP-12	R2428639
CCME Total Extractable Hydrocarbons							
Surrogate: 2-Bromobenzotrifluoride	74.8		70-130	%	09-SEP-12	09-SEP-12	R2433111
Prep/Analysis Dates					09-SEP-12	09-SEP-12	R2433111
CCME Total Hydrocarbons							
F1 (C6-C10)	<10		10	mg/kg		10-SEP-12	
F1-BTEX	<10		10	mg/kg		10-SEP-12	
F2 (C10-C16)	<5.0		5.0	mg/kg		10-SEP-12	
F3 (C16-C34)	<5.0		5.0	mg/kg		10-SEP-12	
F4 (C34-C50)	<5.0		5.0	mg/kg		10-SEP-12	
Total Hydrocarbons (C6-C50)	<10		10	mg/kg		10-SEP-12	
Chromatogram to baseline at nC50	YES					10-SEP-12	
Miscellaneous Parameters							
% Moisture	<0.10		0.10	%		29-AUG-12	R2426158
CCME PAHs							
Naphthalene	<0.050		0.050	mg/kg wwt	06-NOV-12	16-NOV-12	R2477624
Acenaphthene	<0.010		0.010	mg/kg wwt	06-NOV-12	16-NOV-12	R2477624
Fluorene	<0.010		0.010	mg/kg wwt	06-NOV-12	16-NOV-12	R2477624
Phenanthrene	<0.010		0.010	mg/kg wwt	06-NOV-12	16-NOV-12	R2477624
Anthracene	<0.010		0.010	mg/kg wwt	06-NOV-12	16-NOV-12	R2477624
Fluoranthene	<0.010		0.010	mg/kg wwt	06-NOV-12	16-NOV-12	R2477624
Pyrene	<0.010		0.010	mg/kg wwt	06-NOV-12	16-NOV-12	R2477624
Benzo(a)anthracene	<0.010		0.010	mg/kg wwt	06-NOV-12	16-NOV-12	R2477624
Chrysene	<0.010		0.010	mg/kg wwt	06-NOV-12	16-NOV-12	R2477624
Benzo(b&j)fluoranthene	<0.010		0.010	mg/kg wwt	06-NOV-12	16-NOV-12	R2477624
Benzo(k)fluoranthene	<0.010		0.010	mg/kg wwt	06-NOV-12	16-NOV-12	R2477624
Benzo(a)pyrene	<0.010		0.010	mg/kg wwt	06-NOV-12	16-NOV-12	R2477624
Indeno(1,2,3-cd)pyrene	<0.010		0.010	mg/kg wwt	06-NOV-12	16-NOV-12	R2477624
Dibenzo(a,h)anthracene	<0.010		0.010	mg/kg wwt	06-NOV-12	16-NOV-12	R2477624
Surrogate: Naphthalene d8	82.0		30-130	%	06-NOV-12	16-NOV-12	R2477624
Surrogate: Acenaphthylene d8	97.0		50-150	%	06-NOV-12	16-NOV-12	R2477624
Surrogate: Phenanthrene d10	97.0		50-150	%	06-NOV-12	16-NOV-12	R2477624
Surrogate: Pyrene d10	88.0		50-150	%	06-NOV-12	16-NOV-12	R2477624
Surrogate: Benzo(a)pyrene d12	91.0		50-150	%	06-NOV-12	16-NOV-12	R2477624
Surrogate: Benzo(g,h,i)perylene d12	74.0		40-130	%	06-NOV-12	16-NOV-12	R2477624
L1196386-33 5-NRPK6-MT							
Sampled By: ST,HC,JH on 14-AUG-12 @ 14:00							
Matrix: TISSUE							
Metals in Tissue (Wet Weight) low level							
Metals in Tissue by ICPMS wet weight							
Antimony (Sb)-Total	0.013		0.010	mg/kg		23-SEP-12	R2444712
Arsenic (As)-Total	0.067		0.010	mg/kg		23-SEP-12	R2444712
Barium (Ba)-Total	0.588		0.020	mg/kg		23-SEP-12	R2444712
Beryllium (Be)-Total	<0.10		0.10	mg/kg		23-SEP-12	R2444712
Bismuth (Bi)-Total	<0.060		0.060	mg/kg		23-SEP-12	R2444712
Cadmium (Cd)-Total	<0.0060		0.0060	mg/kg		23-SEP-12	R2444712
Cobalt (Co)-Total	<0.020		0.020	mg/kg		23-SEP-12	R2444712
Copper (Cu)-Total	0.219		0.040	mg/kg		23-SEP-12	R2444712
Lead (Pb)-Total	0.034		0.020	mg/kg		23-SEP-12	R2444712
Lithium (Li)-Total	<0.10		0.10	mg/kg		23-SEP-12	R2444712

* Refer to Referenced Information for Qualifiers (if any) and Methodology.

ALS ENVIRONMENTAL ANALYTICAL REPORT

Sample Details/Parameters	Result	Qualifier*	D.L.	Units	Extracted	Analyzed	Batch
L1196386-33 5-NRPK6-MT							
Sampled By: ST,HC,JH on 14-AUG-12 @ 14:00							
Matrix: TISSUE							
Metals in Tissue by ICPMS wet weight							
Magnesium (Mg)-Total	419		1.0	mg/kg		23-SEP-12	R2444712
Manganese (Mn)-Total	0.187		0.010	mg/kg		23-SEP-12	R2444712
Molybdenum (Mo)-Total	<0.010		0.010	mg/kg		23-SEP-12	R2444712
Nickel (Ni)-Total	0.043		0.020	mg/kg		23-SEP-12	R2444712
Selenium (Se)-Total	0.166		0.060	mg/kg		23-SEP-12	R2444712
Strontium (Sr)-Total	0.052		0.010	mg/kg		23-SEP-12	R2444712
Thallium (Tl)-Total	<0.010		0.010	mg/kg		23-SEP-12	R2444712
Tin (Sn)-Total	<0.050		0.050	mg/kg		23-SEP-12	R2444712
Uranium (U)-Total	<0.0020		0.0020	mg/kg		23-SEP-12	R2444712
Vanadium (V)-Total	0.12		0.10	mg/kg		23-SEP-12	R2444712
Metals in Tissue by ICPOES wet weight							
Aluminum (Al)-Total	<2.0		2.0	mg/kg		24-SEP-12	R2442459
Calcium (Ca)-Total	85.1		2.0	mg/kg		24-SEP-12	R2442459
Chromium (Cr)-Total	<0.050		0.050	mg/kg		24-SEP-12	R2442459
Iron (Fe)-Total	6.7		1.0	mg/kg		24-SEP-12	R2442459
Phosphorus (P)-Total	1840		5.0	mg/kg		24-SEP-12	R2442459
Potassium (K)-Total	3390		20	mg/kg		24-SEP-12	R2442459
Sodium (Na)-Total	304		20	mg/kg		24-SEP-12	R2442459
Titanium (Ti)-Total	<0.10		0.10	mg/kg		24-SEP-12	R2442459
Zinc (Zn)-Total	3.53		0.10	mg/kg		24-SEP-12	R2442459
Miscellaneous Parameters							
% Moisture	<0.10		0.10	%		07-SEP-12	R2431485
Mercury (Hg)-Total	0.189		0.0020	mg/kg	18-SEP-12	20-SEP-12	R2439633
Silver (Ag)-Total	<0.050		0.050	mg/kg		23-SEP-12	R2444712
L1196386-34 5-NRPK6-OR							
Sampled By: ST,HC,JH on 14-AUG-12 @ 14:15							
Matrix: TISSUE							
CCME BTEX,F1-F4 (Silica gel cleanup)							
BTEX and F1 (C6-C10)							
Benzene	<0.0050		0.0050	mg/kg	29-AUG-12	07-SEP-12	R2428639
Toluene	<0.050		0.050	mg/kg	29-AUG-12	07-SEP-12	R2428639
Ethylbenzene	<0.015		0.015	mg/kg	29-AUG-12	07-SEP-12	R2428639
o-Xylene	<0.050		0.050	mg/kg	29-AUG-12	07-SEP-12	R2428639
m+p-Xylene	<0.050		0.050	mg/kg	29-AUG-12	07-SEP-12	R2428639
Xylenes	<0.10		0.10	mg/kg	29-AUG-12	07-SEP-12	R2428639
CCME Total Extractable Hydrocarbons							
Surrogate: 2-Bromobenzotrifluoride	111.4		70-130	%	09-SEP-12	09-SEP-12	R2433111
Prep/Analysis Dates					09-SEP-12	09-SEP-12	R2433111
CCME Total Hydrocarbons							
F1 (C6-C10)	<10		10	mg/kg		10-SEP-12	
F1-BTEX	<10		10	mg/kg		10-SEP-12	
F2 (C10-C16)	<5.0		5.0	mg/kg		10-SEP-12	
F3 (C16-C34)	7.1		5.0	mg/kg		10-SEP-12	
F4 (C34-C50)	<5.0		5.0	mg/kg		10-SEP-12	
Total Hydrocarbons (C6-C50)	<10		10	mg/kg		10-SEP-12	
Chromatogram to baseline at nC50	YES					10-SEP-12	
Miscellaneous Parameters							
% Moisture	<0.10		0.10	%		29-AUG-12	R2426158
CCME PAHs							
Naphthalene	<0.050		0.050	mg/kg wwt	07-NOV-12	21-NOV-12	R2479462
Acenaphthene	<0.010		0.010	mg/kg wwt	07-NOV-12	21-NOV-12	R2479462

* Refer to Referenced Information for Qualifiers (if any) and Methodology.

ALS ENVIRONMENTAL ANALYTICAL REPORT

Sample Details/Parameters	Result	Qualifier*	D.L.	Units	Extracted	Analyzed	Batch
L1196386-34 5-NRPK6-OR							
Sampled By: ST,HC,JH on 14-AUG-12 @ 14:15							
Matrix: TISSUE							
CCME PAHs							
Fluorene	<0.010		0.010	mg/kg wwt	07-NOV-12	21-NOV-12	R2479462
Phenanthrene	<0.010		0.010	mg/kg wwt	07-NOV-12	21-NOV-12	R2479462
Anthracene	<0.010		0.010	mg/kg wwt	07-NOV-12	21-NOV-12	R2479462
Fluoranthene	<0.010		0.010	mg/kg wwt	07-NOV-12	21-NOV-12	R2479462
Pyrene	<0.010		0.010	mg/kg wwt	07-NOV-12	21-NOV-12	R2479462
Benzo(a)anthracene	<0.010		0.010	mg/kg wwt	07-NOV-12	21-NOV-12	R2479462
Chrysene	<0.010		0.010	mg/kg wwt	07-NOV-12	21-NOV-12	R2479462
Benzo(b&j)fluoranthene	<0.010		0.010	mg/kg wwt	07-NOV-12	21-NOV-12	R2479462
Benzo(k)fluoranthene	<0.010		0.010	mg/kg wwt	07-NOV-12	21-NOV-12	R2479462
Benzo(a)pyrene	<0.010		0.010	mg/kg wwt	07-NOV-12	21-NOV-12	R2479462
Indeno(1,2,3-cd)pyrene	<0.010		0.010	mg/kg wwt	07-NOV-12	21-NOV-12	R2479462
Dibenzo(a,h)anthracene	<0.010		0.010	mg/kg wwt	07-NOV-12	21-NOV-12	R2479462
Surrogate: Naphthalene d8	81.0		30-130	%	07-NOV-12	21-NOV-12	R2479462
Surrogate: Acenaphthylene d8	93.0		50-150	%	07-NOV-12	21-NOV-12	R2479462
Surrogate: Phenanthrene d10	97.0		50-150	%	07-NOV-12	21-NOV-12	R2479462
Surrogate: Pyrene d10	92.0		50-150	%	07-NOV-12	21-NOV-12	R2479462
Surrogate: Benzo(a)pyrene d12	94.0		50-150	%	07-NOV-12	21-NOV-12	R2479462
Surrogate: Benzo(g,h,i)perylene d12	86.0		40-130	%	07-NOV-12	21-NOV-12	R2479462
L1196386-35 5-NRPK7-MT							
Sampled By: ST,HC,JH on 14-AUG-12 @ 14:30							
Matrix: TISSUE							
Metals in Tissue (Wet Weight) low level							
Metals in Tissue by ICPMS wet weight							
Antimony (Sb)-Total	0.059		0.010	mg/kg		24-SEP-12	R2441288
Arsenic (As)-Total	0.038		0.010	mg/kg		24-SEP-12	R2441288
Barium (Ba)-Total	0.486		0.020	mg/kg		24-SEP-12	R2441288
Beryllium (Be)-Total	<0.10		0.10	mg/kg		24-SEP-12	R2441288
Bismuth (Bi)-Total	<0.060		0.060	mg/kg		24-SEP-12	R2441288
Cadmium (Cd)-Total	<0.0060		0.0060	mg/kg		24-SEP-12	R2441288
Cobalt (Co)-Total	<0.020		0.020	mg/kg		24-SEP-12	R2441288
Copper (Cu)-Total	0.122		0.040	mg/kg		24-SEP-12	R2441288
Lead (Pb)-Total	0.038		0.020	mg/kg		24-SEP-12	R2441288
Lithium (Li)-Total	<0.10		0.10	mg/kg		24-SEP-12	R2441288
Magnesium (Mg)-Total	314		1.0	mg/kg		24-SEP-12	R2441288
Manganese (Mn)-Total	0.128		0.010	mg/kg		24-SEP-12	R2441288
Molybdenum (Mo)-Total	0.013		0.010	mg/kg		24-SEP-12	R2441288
Nickel (Ni)-Total	0.034		0.020	mg/kg		24-SEP-12	R2441288
Selenium (Se)-Total	0.120		0.060	mg/kg		24-SEP-12	R2441288
Strontium (Sr)-Total	0.039		0.010	mg/kg		24-SEP-12	R2441288
Thallium (Tl)-Total	<0.010		0.010	mg/kg		24-SEP-12	R2441288
Tin (Sn)-Total	<0.050		0.050	mg/kg		24-SEP-12	R2441288
Uranium (U)-Total	<0.0020		0.0020	mg/kg		24-SEP-12	R2441288
Vanadium (V)-Total	<0.10		0.10	mg/kg		24-SEP-12	R2441288
Metals in Tissue by ICPOES wet weight							
Aluminum (Al)-Total	<2.0		2.0	mg/kg		22-SEP-12	R2441702
Calcium (Ca)-Total	71.7		2.0	mg/kg		22-SEP-12	R2441702
Chromium (Cr)-Total	<0.050		0.050	mg/kg		22-SEP-12	R2441702
Iron (Fe)-Total	2.7		1.0	mg/kg		22-SEP-12	R2441702
Phosphorus (P)-Total	2050		5.0	mg/kg		22-SEP-12	R2441702
Potassium (K)-Total	3970		20	mg/kg		22-SEP-12	R2441702
Sodium (Na)-Total	246		20	mg/kg		22-SEP-12	R2441702

* Refer to Referenced Information for Qualifiers (if any) and Methodology.

ALS ENVIRONMENTAL ANALYTICAL REPORT

Sample Details/Parameters	Result	Qualifier*	D.L.	Units	Extracted	Analyzed	Batch
L1196386-35 5-NRPK7-MT							
Sampled By: ST,HC,JH on 14-AUG-12 @ 14:30							
Matrix: TISSUE							
Metals in Tissue by ICPOES wet weight							
Titanium (Ti)-Total	<0.10		0.10	mg/kg		22-SEP-12	R2441702
Zinc (Zn)-Total	3.94		0.10	mg/kg		22-SEP-12	R2441702
Miscellaneous Parameters							
% Moisture	<0.10		0.10	%		07-SEP-12	R2431485
Mercury (Hg)-Total	0.0916		0.0020	mg/kg	20-SEP-12	21-SEP-12	R2440897
Silver (Ag)-Total	<0.050		0.050	mg/kg		24-SEP-12	R2441288
L1196386-36 5-NRPK7-OR							
Sampled By: ST,HC,JH on 14-AUG-12 @ 14:45							
Matrix: TISSUE							
CCME BTEX,F1-F4 (Silica gel cleanup)							
BTEX and F1 (C6-C10)							
Benzene	<0.0050		0.0050	mg/kg	29-AUG-12	07-SEP-12	R2428639
Toluene	<0.050		0.050	mg/kg	29-AUG-12	07-SEP-12	R2428639
Ethylbenzene	<0.015		0.015	mg/kg	29-AUG-12	07-SEP-12	R2428639
o-Xylene	<0.050		0.050	mg/kg	29-AUG-12	07-SEP-12	R2428639
m+p-Xylene	<0.050		0.050	mg/kg	29-AUG-12	07-SEP-12	R2428639
Xylenes	<0.10		0.10	mg/kg	29-AUG-12	07-SEP-12	R2428639
CCME Total Extractable Hydrocarbons							
Surrogate: 2-Bromobenzotrifluoride	113.6		70-130	%	09-SEP-12	09-SEP-12	R2433111
Prep/Analysis Dates					09-SEP-12	09-SEP-12	R2433111
CCME Total Hydrocarbons							
F1 (C6-C10)	<10		10	mg/kg		10-SEP-12	
F1-BTEX	<10		10	mg/kg		10-SEP-12	
F2 (C10-C16)	<5.0		5.0	mg/kg		10-SEP-12	
F3 (C16-C34)	<5.0		5.0	mg/kg		10-SEP-12	
F4 (C34-C50)	<5.0		5.0	mg/kg		10-SEP-12	
Total Hydrocarbons (C6-C50)	<10		10	mg/kg		10-SEP-12	
Chromatogram to baseline at nC50	YES					10-SEP-12	
Miscellaneous Parameters							
% Moisture	<0.10		0.10	%		29-AUG-12	R2426158
CCME PAHs							
Naphthalene	<0.050		0.050	mg/kg wwt	07-NOV-12	21-NOV-12	R2479462
Acenaphthene	<0.010		0.010	mg/kg wwt	07-NOV-12	21-NOV-12	R2479462
Fluorene	<0.010		0.010	mg/kg wwt	07-NOV-12	21-NOV-12	R2479462
Phenanthrene	<0.010		0.010	mg/kg wwt	07-NOV-12	21-NOV-12	R2479462
Anthracene	<0.010		0.010	mg/kg wwt	07-NOV-12	21-NOV-12	R2479462
Fluoranthene	<0.010		0.010	mg/kg wwt	07-NOV-12	21-NOV-12	R2479462
Pyrene	<0.010		0.010	mg/kg wwt	07-NOV-12	21-NOV-12	R2479462
Benzo(a)anthracene	<0.010		0.010	mg/kg wwt	07-NOV-12	21-NOV-12	R2479462
Chrysene	<0.010		0.010	mg/kg wwt	07-NOV-12	21-NOV-12	R2479462
Benzo(b&j)fluoranthene	<0.010		0.010	mg/kg wwt	07-NOV-12	21-NOV-12	R2479462
Benzo(k)fluoranthene	<0.010		0.010	mg/kg wwt	07-NOV-12	21-NOV-12	R2479462
Benzo(a)pyrene	<0.010		0.010	mg/kg wwt	07-NOV-12	21-NOV-12	R2479462
Indeno(1,2,3-cd)pyrene	<0.010		0.010	mg/kg wwt	07-NOV-12	21-NOV-12	R2479462
Dibenzo(a,h)anthracene	<0.010		0.010	mg/kg wwt	07-NOV-12	21-NOV-12	R2479462
Surrogate: Naphthalene d8	89.0		30-130	%	07-NOV-12	21-NOV-12	R2479462
Surrogate: Acenaphthylene d8	101.0		50-150	%	07-NOV-12	21-NOV-12	R2479462
Surrogate: Phenanthrene d10	102.0		50-150	%	07-NOV-12	21-NOV-12	R2479462
Surrogate: Pyrene d10	95.0		50-150	%	07-NOV-12	21-NOV-12	R2479462
Surrogate: Benzo(a)pyrene d12	95.0		50-150	%	07-NOV-12	21-NOV-12	R2479462
Surrogate: Benzo(g,h,i)perylene d12	87.0		40-130	%	07-NOV-12	21-NOV-12	R2479462

* Refer to Referenced Information for Qualifiers (if any) and Methodology.

ALS ENVIRONMENTAL ANALYTICAL REPORT

Sample Details/Parameters	Result	Qualifier*	D.L.	Units	Extracted	Analyzed	Batch
L1196386-36 5-NRPK7-OR							
Sampled By: ST,HC,JH on 14-AUG-12 @ 14:45							
Matrix: TISSUE							
L1196386-37 5-NRPK8-MT							
Sampled By: ST,HC,JH on 14-AUG-12 @ 15:00							
Matrix: TISSUE							
Metals in Tissue (Wet Weight) low level							
Metals in Tissue by ICPMS wet weight							
Antimony (Sb)-Total	0.029		0.010	mg/kg		24-SEP-12	R2441288
Arsenic (As)-Total	0.043		0.010	mg/kg		24-SEP-12	R2441288
Barium (Ba)-Total	0.195		0.020	mg/kg		24-SEP-12	R2441288
Beryllium (Be)-Total	<0.10		0.10	mg/kg		24-SEP-12	R2441288
Bismuth (Bi)-Total	<0.060		0.060	mg/kg		24-SEP-12	R2441288
Cadmium (Cd)-Total	<0.0060		0.0060	mg/kg		24-SEP-12	R2441288
Cobalt (Co)-Total	<0.020		0.020	mg/kg		24-SEP-12	R2441288
Copper (Cu)-Total	0.145		0.040	mg/kg		24-SEP-12	R2441288
Lead (Pb)-Total	<0.020		0.020	mg/kg		24-SEP-12	R2441288
Lithium (Li)-Total	<0.10		0.10	mg/kg		24-SEP-12	R2441288
Magnesium (Mg)-Total	294		1.0	mg/kg		24-SEP-12	R2441288
Manganese (Mn)-Total	0.143		0.010	mg/kg		24-SEP-12	R2441288
Molybdenum (Mo)-Total	<0.010		0.010	mg/kg		24-SEP-12	R2441288
Nickel (Ni)-Total	0.025		0.020	mg/kg		24-SEP-12	R2441288
Selenium (Se)-Total	0.116		0.060	mg/kg		24-SEP-12	R2441288
Strontium (Sr)-Total	0.071		0.010	mg/kg		24-SEP-12	R2441288
Thallium (Tl)-Total	<0.010		0.010	mg/kg		24-SEP-12	R2441288
Tin (Sn)-Total	<0.050		0.050	mg/kg		24-SEP-12	R2441288
Uranium (U)-Total	<0.0020		0.0020	mg/kg		24-SEP-12	R2441288
Vanadium (V)-Total	<0.10		0.10	mg/kg		24-SEP-12	R2441288
Metals in Tissue by ICPOES wet weight							
Aluminum (Al)-Total	<2.0		2.0	mg/kg		22-SEP-12	R2441702
Calcium (Ca)-Total	141		2.0	mg/kg		22-SEP-12	R2441702
Chromium (Cr)-Total	<0.050		0.050	mg/kg		22-SEP-12	R2441702
Iron (Fe)-Total	4.0		1.0	mg/kg		22-SEP-12	R2441702
Phosphorus (P)-Total	1970		5.0	mg/kg		22-SEP-12	R2441702
Potassium (K)-Total	3700		20	mg/kg		22-SEP-12	R2441702
Sodium (Na)-Total	253		20	mg/kg		22-SEP-12	R2441702
Titanium (Ti)-Total	<0.10		0.10	mg/kg		22-SEP-12	R2441702
Zinc (Zn)-Total	3.43		0.10	mg/kg		22-SEP-12	R2441702
Miscellaneous Parameters							
% Moisture	<0.10		0.10	%		07-SEP-12	R2431485
Mercury (Hg)-Total	0.0927		0.0020	mg/kg	20-SEP-12	21-SEP-12	R2440897
Silver (Ag)-Total	<0.050		0.050	mg/kg		24-SEP-12	R2441288
L1196386-38 5-NRPK8-OR							
Sampled By: ST,HC,JH on 14-AUG-12 @ 15:15							
Matrix: TISSUE							
CCME BTEX,F1-F4 (Silica gel cleanup)							
BTEX and F1 (C6-C10)							
Benzene	<0.0050		0.0050	mg/kg	29-AUG-12	07-SEP-12	R2428639
Toluene	<0.050		0.050	mg/kg	29-AUG-12	07-SEP-12	R2428639
Ethylbenzene	<0.015		0.015	mg/kg	29-AUG-12	07-SEP-12	R2428639
o-Xylene	<0.050		0.050	mg/kg	29-AUG-12	07-SEP-12	R2428639
m+p-Xylene	<0.050		0.050	mg/kg	29-AUG-12	07-SEP-12	R2428639
Xylenes	<0.10		0.10	mg/kg	29-AUG-12	07-SEP-12	R2428639
CCME Total Extractable Hydrocarbons							
Surrogate: 2-Bromobenzotrifluoride	39.2	SOL:MI	70-130	%	09-SEP-12	09-SEP-12	R2433111

* Refer to Referenced Information for Qualifiers (if any) and Methodology.

ALS ENVIRONMENTAL ANALYTICAL REPORT

Sample Details/Parameters	Result	Qualifier*	D.L.	Units	Extracted	Analyzed	Batch
L1196386-38 5-NRPK8-OR							
Sampled By: ST,HC,JH on 14-AUG-12 @ 15:15							
Matrix: TISSUE							
CCME Total Extractable Hydrocarbons							
Prep/Analysis Dates					09-SEP-12	09-SEP-12	R2433111
CCME Total Hydrocarbons							
F1 (C6-C10)	<10		10	mg/kg		10-SEP-12	
F1-BTEX	<10		10	mg/kg		10-SEP-12	
F2 (C10-C16)	<5.0		5.0	mg/kg		10-SEP-12	
F3 (C16-C34)	7.3		5.0	mg/kg		10-SEP-12	
F4 (C34-C50)	<5.0		5.0	mg/kg		10-SEP-12	
Total Hydrocarbons (C6-C50)	<10		10	mg/kg		10-SEP-12	
Chromatogram to baseline at nC50	YES					10-SEP-12	
Miscellaneous Parameters							
% Moisture	<0.10		0.10	%		29-AUG-12	R2426158
CCME PAHs							
Naphthalene	<0.050		0.050	mg/kg wwt	07-NOV-12	21-NOV-12	R2479462
Acenaphthene	<0.010		0.010	mg/kg wwt	07-NOV-12	21-NOV-12	R2479462
Fluorene	<0.010		0.010	mg/kg wwt	07-NOV-12	21-NOV-12	R2479462
Phenanthrene	<0.010		0.010	mg/kg wwt	07-NOV-12	21-NOV-12	R2479462
Anthracene	<0.010		0.010	mg/kg wwt	07-NOV-12	21-NOV-12	R2479462
Fluoranthene	<0.010		0.010	mg/kg wwt	07-NOV-12	21-NOV-12	R2479462
Pyrene	<0.010		0.010	mg/kg wwt	07-NOV-12	21-NOV-12	R2479462
Benzo(a)anthracene	<0.010		0.010	mg/kg wwt	07-NOV-12	21-NOV-12	R2479462
Chrysene	<0.010		0.010	mg/kg wwt	07-NOV-12	21-NOV-12	R2479462
Benzo(b&j)fluoranthene	<0.010		0.010	mg/kg wwt	07-NOV-12	21-NOV-12	R2479462
Benzo(k)fluoranthene	<0.010		0.010	mg/kg wwt	07-NOV-12	21-NOV-12	R2479462
Benzo(a)pyrene	<0.010		0.010	mg/kg wwt	07-NOV-12	21-NOV-12	R2479462
Indeno(1,2,3-cd)pyrene	<0.010		0.010	mg/kg wwt	07-NOV-12	21-NOV-12	R2479462
Dibenzo(a,h)anthracene	<0.010		0.010	mg/kg wwt	07-NOV-12	21-NOV-12	R2479462
Surrogate: Naphthalene d8	87.0		30-130	%	07-NOV-12	21-NOV-12	R2479462
Surrogate: Acenaphthylene d8	99.0		50-150	%	07-NOV-12	21-NOV-12	R2479462
Surrogate: Phenanthrene d10	101.0		50-150	%	07-NOV-12	21-NOV-12	R2479462
Surrogate: Pyrene d10	93.0		50-150	%	07-NOV-12	21-NOV-12	R2479462
Surrogate: Benzo(a)pyrene d12	94.0		50-150	%	07-NOV-12	21-NOV-12	R2479462
Surrogate: Benzo(g,h,i)perylene d12	86.0		40-130	%	07-NOV-12	21-NOV-12	R2479462
L1196386-43 GL-LKWH1-MT							
Sampled By: ST,HC,JH on 13-AUG-12 @ 11:00							
Matrix: TISSUE							
Metals in Tissue (Wet Weight) low level							
Metals in Tissue by ICPMS wet weight							
Antimony (Sb)-Total	0.015		0.010	mg/kg		24-SEP-12	R2441288
Arsenic (As)-Total	0.066		0.010	mg/kg		24-SEP-12	R2441288
Barium (Ba)-Total	0.258		0.020	mg/kg		24-SEP-12	R2441288
Beryllium (Be)-Total	<0.10		0.10	mg/kg		24-SEP-12	R2441288
Bismuth (Bi)-Total	<0.060		0.060	mg/kg		24-SEP-12	R2441288
Cadmium (Cd)-Total	<0.0060		0.0060	mg/kg		24-SEP-12	R2441288
Cobalt (Co)-Total	<0.020		0.020	mg/kg		24-SEP-12	R2441288
Copper (Cu)-Total	0.145		0.040	mg/kg		24-SEP-12	R2441288
Lead (Pb)-Total	0.030		0.020	mg/kg		24-SEP-12	R2441288
Lithium (Li)-Total	<0.10		0.10	mg/kg		24-SEP-12	R2441288
Magnesium (Mg)-Total	272		1.0	mg/kg		24-SEP-12	R2441288
Manganese (Mn)-Total	0.135		0.010	mg/kg		24-SEP-12	R2441288
Molybdenum (Mo)-Total	<0.010		0.010	mg/kg		24-SEP-12	R2441288
Nickel (Ni)-Total	0.023		0.020	mg/kg		24-SEP-12	R2441288

* Refer to Referenced Information for Qualifiers (if any) and Methodology.

ALS ENVIRONMENTAL ANALYTICAL REPORT

Sample Details/Parameters	Result	Qualifier*	D.L.	Units	Extracted	Analyzed	Batch
L1196386-43 GL-LKWH1-MT							
Sampled By: ST,HC,JH on 13-AUG-12 @ 11:00							
Matrix: TISSUE							
Metals in Tissue by ICPMS wet weight							
Selenium (Se)-Total	0.153		0.060	mg/kg		24-SEP-12	R2441288
Strontium (Sr)-Total	0.096		0.010	mg/kg		24-SEP-12	R2441288
Thallium (Tl)-Total	<0.010		0.010	mg/kg		24-SEP-12	R2441288
Tin (Sn)-Total	<0.050		0.050	mg/kg		24-SEP-12	R2441288
Uranium (U)-Total	<0.0020		0.0020	mg/kg		24-SEP-12	R2441288
Vanadium (V)-Total	<0.10		0.10	mg/kg		24-SEP-12	R2441288
Metals in Tissue by ICPOES wet weight							
Aluminum (Al)-Total	<2.0		2.0	mg/kg		22-SEP-12	R2441702
Calcium (Ca)-Total	116		2.0	mg/kg		22-SEP-12	R2441702
Chromium (Cr)-Total	<0.050		0.050	mg/kg		22-SEP-12	R2441702
Iron (Fe)-Total	2.3		1.0	mg/kg		22-SEP-12	R2441702
Phosphorus (P)-Total	2190		5.0	mg/kg		22-SEP-12	R2441702
Potassium (K)-Total	4020		20	mg/kg		22-SEP-12	R2441702
Sodium (Na)-Total	257		20	mg/kg		22-SEP-12	R2441702
Titanium (Ti)-Total	<0.10		0.10	mg/kg		22-SEP-12	R2441702
Zinc (Zn)-Total	3.44		0.10	mg/kg		22-SEP-12	R2441702
Miscellaneous Parameters							
% Moisture	<0.10		0.10	%		07-SEP-12	R2431485
Mercury (Hg)-Total	0.0542		0.0020	mg/kg	20-SEP-12	21-SEP-12	R2440897
Silver (Ag)-Total	<0.050		0.050	mg/kg		24-SEP-12	R2441288
L1196386-44 GL-LKWH1-OR							
Sampled By: ST,HC,JH on 13-AUG-12 @ 11:15							
Matrix: TISSUE							
CCME BTEX,F1-F4 (Silica gel cleanup)							
BTEX and F1 (C6-C10)							
Benzene	<0.0050		0.0050	mg/kg	29-AUG-12	07-SEP-12	R2428639
Toluene	<0.050		0.050	mg/kg	29-AUG-12	07-SEP-12	R2428639
Ethylbenzene	<0.015		0.015	mg/kg	29-AUG-12	07-SEP-12	R2428639
o-Xylene	<0.050		0.050	mg/kg	29-AUG-12	07-SEP-12	R2428639
m+p-Xylene	<0.050		0.050	mg/kg	29-AUG-12	07-SEP-12	R2428639
Xylenes	<0.10		0.10	mg/kg	29-AUG-12	07-SEP-12	R2428639
CCME Total Extractable Hydrocarbons							
Surrogate: 2-Bromobenzotrifluoride	79.1		70-130	%	09-SEP-12	09-SEP-12	R2433111
Prep/Analysis Dates					09-SEP-12	09-SEP-12	R2433111
CCME Total Hydrocarbons							
F1 (C6-C10)	<10		10	mg/kg		10-SEP-12	
F1-BTEX	<10		10	mg/kg		10-SEP-12	
F2 (C10-C16)	<5.0		5.0	mg/kg		10-SEP-12	
F3 (C16-C34)	28.2		5.0	mg/kg		10-SEP-12	
F4 (C34-C50)	55.0		5.0	mg/kg		10-SEP-12	
Total Hydrocarbons (C6-C50)	83		10	mg/kg		10-SEP-12	
Chromatogram to baseline at nC50	YES					10-SEP-12	
Miscellaneous Parameters							
% Moisture	<0.10		0.10	%		29-AUG-12	R2426158
CCME PAHs							
Naphthalene	<0.050		0.050	mg/kg wwt	07-NOV-12	21-NOV-12	R2479462
Acenaphthene	<0.010		0.010	mg/kg wwt	07-NOV-12	21-NOV-12	R2479462
Fluorene	<0.010		0.010	mg/kg wwt	07-NOV-12	21-NOV-12	R2479462
Phenanthrene	<0.010		0.010	mg/kg wwt	07-NOV-12	21-NOV-12	R2479462
Anthracene	<0.010		0.010	mg/kg wwt	07-NOV-12	21-NOV-12	R2479462
Fluoranthene	<0.010		0.010	mg/kg wwt	07-NOV-12	21-NOV-12	R2479462

* Refer to Referenced Information for Qualifiers (if any) and Methodology.

ALS ENVIRONMENTAL ANALYTICAL REPORT

Sample Details/Parameters	Result	Qualifier*	D.L.	Units	Extracted	Analyzed	Batch
L1196386-44 GL-LKWH1-OR							
Sampled By: ST,HC,JH on 13-AUG-12 @ 11:15							
Matrix: TISSUE							
CCME PAHs							
Pyrene	<0.010		0.010	mg/kg wwt	07-NOV-12	21-NOV-12	R2479462
Benzo(a)anthracene	<0.010		0.010	mg/kg wwt	07-NOV-12	21-NOV-12	R2479462
Chrysene	<0.010		0.010	mg/kg wwt	07-NOV-12	21-NOV-12	R2479462
Benzo(b&j)fluoranthene	<0.010		0.010	mg/kg wwt	07-NOV-12	21-NOV-12	R2479462
Benzo(k)fluoranthene	<0.010		0.010	mg/kg wwt	07-NOV-12	21-NOV-12	R2479462
Benzo(a)pyrene	<0.010		0.010	mg/kg wwt	07-NOV-12	21-NOV-12	R2479462
Indeno(1,2,3-cd)pyrene	<0.010		0.010	mg/kg wwt	07-NOV-12	21-NOV-12	R2479462
Dibenzo(a,h)anthracene	<0.010		0.010	mg/kg wwt	07-NOV-12	21-NOV-12	R2479462
Surrogate: Naphthalene d8	88.0		30-130	%	07-NOV-12	21-NOV-12	R2479462
Surrogate: Acenaphthylene d8	101.0		50-150	%	07-NOV-12	21-NOV-12	R2479462
Surrogate: Phenanthrene d10	103.0		50-150	%	07-NOV-12	21-NOV-12	R2479462
Surrogate: Pyrene d10	95.0		50-150	%	07-NOV-12	21-NOV-12	R2479462
Surrogate: Benzo(a)pyrene d12	98.0		50-150	%	07-NOV-12	21-NOV-12	R2479462
Surrogate: Benzo(g,h,i)perylene d12	87.0		40-130	%	07-NOV-12	21-NOV-12	R2479462
L1196386-45 GL-LKWH2-MT							
Sampled By: ST,HC,JH on 13-AUG-12 @ 11:30							
Matrix: TISSUE							
Metals in Tissue (Wet Weight) low level							
Metals in Tissue by ICPMS wet weight							
Antimony (Sb)-Total	0.011		0.010	mg/kg		24-SEP-12	R2441288
Arsenic (As)-Total	0.049		0.010	mg/kg		24-SEP-12	R2441288
Barium (Ba)-Total	0.287		0.020	mg/kg		24-SEP-12	R2441288
Beryllium (Be)-Total	<0.10		0.10	mg/kg		24-SEP-12	R2441288
Bismuth (Bi)-Total	<0.060		0.060	mg/kg		24-SEP-12	R2441288
Cadmium (Cd)-Total	<0.0060		0.0060	mg/kg		24-SEP-12	R2441288
Cobalt (Co)-Total	<0.020		0.020	mg/kg		24-SEP-12	R2441288
Copper (Cu)-Total	0.126		0.040	mg/kg		24-SEP-12	R2441288
Lead (Pb)-Total	0.021		0.020	mg/kg		24-SEP-12	R2441288
Lithium (Li)-Total	<0.10		0.10	mg/kg		24-SEP-12	R2441288
Magnesium (Mg)-Total	313		1.0	mg/kg		24-SEP-12	R2441288
Manganese (Mn)-Total	0.140		0.010	mg/kg		24-SEP-12	R2441288
Molybdenum (Mo)-Total	<0.010		0.010	mg/kg		24-SEP-12	R2441288
Nickel (Ni)-Total	0.026		0.020	mg/kg		24-SEP-12	R2441288
Selenium (Se)-Total	0.131		0.060	mg/kg		24-SEP-12	R2441288
Strontium (Sr)-Total	0.055		0.010	mg/kg		24-SEP-12	R2441288
Thallium (Tl)-Total	<0.010		0.010	mg/kg		24-SEP-12	R2441288
Tin (Sn)-Total	<0.050		0.050	mg/kg		24-SEP-12	R2441288
Uranium (U)-Total	<0.0020		0.0020	mg/kg		24-SEP-12	R2441288
Vanadium (V)-Total	<0.10		0.10	mg/kg		24-SEP-12	R2441288
Metals in Tissue by ICPOES wet weight							
Aluminum (Al)-Total	<2.0		2.0	mg/kg		22-SEP-12	R2441702
Calcium (Ca)-Total	202		2.0	mg/kg		22-SEP-12	R2441702
Chromium (Cr)-Total	<0.050		0.050	mg/kg		22-SEP-12	R2441702
Iron (Fe)-Total	1.7		1.0	mg/kg		22-SEP-12	R2441702
Phosphorus (P)-Total	2140		5.0	mg/kg		22-SEP-12	R2441702
Potassium (K)-Total	4330		20	mg/kg		22-SEP-12	R2441702
Sodium (Na)-Total	191		20	mg/kg		22-SEP-12	R2441702
Titanium (Ti)-Total	<0.10		0.10	mg/kg		22-SEP-12	R2441702
Zinc (Zn)-Total	3.57		0.10	mg/kg		22-SEP-12	R2441702
Miscellaneous Parameters							
% Moisture	<0.10		0.10	%		07-SEP-12	R2431485

* Refer to Referenced Information for Qualifiers (if any) and Methodology.

ALS ENVIRONMENTAL ANALYTICAL REPORT

Sample Details/Parameters	Result	Qualifier*	D.L.	Units	Extracted	Analyzed	Batch
L1196386-45 GL-LKWH2-MT							
Sampled By: ST,HC,JH on 13-AUG-12 @ 11:30							
Matrix: TISSUE							
Mercury (Hg)-Total	0.0440		0.0020	mg/kg	20-SEP-12	21-SEP-12	R2440897
Silver (Ag)-Total	<0.050		0.050	mg/kg		24-SEP-12	R2441288
L1196386-46 GL-LKWH2-OR							
Sampled By: ST,HC,JH on 13-AUG-12 @ 11:45							
Matrix: TISSUE							
CCME BTEX,F1-F4 (Silica gel cleanup)							
BTEX and F1 (C6-C10)							
Benzene	<0.0050		0.0050	mg/kg	29-AUG-12	07-SEP-12	R2428639
Toluene	<0.050		0.050	mg/kg	29-AUG-12	07-SEP-12	R2428639
Ethylbenzene	<0.015		0.015	mg/kg	29-AUG-12	07-SEP-12	R2428639
o-Xylene	<0.050		0.050	mg/kg	29-AUG-12	07-SEP-12	R2428639
m+p-Xylene	<0.050		0.050	mg/kg	29-AUG-12	07-SEP-12	R2428639
Xylenes	<0.10		0.10	mg/kg	29-AUG-12	07-SEP-12	R2428639
CCME Total Extractable Hydrocarbons							
Surrogate: 2-Bromobenzotrifluoride	98.6		70-130	%	09-SEP-12	09-SEP-12	R2433111
Prep/Analysis Dates					09-SEP-12	09-SEP-12	R2433111
CCME Total Hydrocarbons							
F1 (C6-C10)	<10		10	mg/kg		10-SEP-12	
F1-BTEX	<10		10	mg/kg		10-SEP-12	
F2 (C10-C16)	<5.0		5.0	mg/kg		10-SEP-12	
F3 (C16-C34)	<5.0		5.0	mg/kg		10-SEP-12	
F4 (C34-C50)	<5.0		5.0	mg/kg		10-SEP-12	
Total Hydrocarbons (C6-C50)	<10		10	mg/kg		10-SEP-12	
Chromatogram to baseline at nC50	YES					10-SEP-12	
Miscellaneous Parameters							
% Moisture	<0.10		0.10	%		29-AUG-12	R2426158
L1196386-47 GL-LKWH3-MT							
Sampled By: ST,HC,JH on 13-AUG-12 @ 12:00							
Matrix: TISSUE							
Metals in Tissue (Wet Weight) low level							
Metals in Tissue by ICPMS wet weight							
Antimony (Sb)-Total	<0.010		0.010	mg/kg		24-SEP-12	R2441288
Arsenic (As)-Total	0.053		0.010	mg/kg		24-SEP-12	R2441288
Barium (Ba)-Total	0.482		0.020	mg/kg		24-SEP-12	R2441288
Beryllium (Be)-Total	<0.10		0.10	mg/kg		24-SEP-12	R2441288
Bismuth (Bi)-Total	<0.060		0.060	mg/kg		24-SEP-12	R2441288
Cadmium (Cd)-Total	<0.0060		0.0060	mg/kg		24-SEP-12	R2441288
Cobalt (Co)-Total	<0.020		0.020	mg/kg		24-SEP-12	R2441288
Copper (Cu)-Total	0.112		0.040	mg/kg		24-SEP-12	R2441288
Lead (Pb)-Total	0.040		0.020	mg/kg		24-SEP-12	R2441288
Lithium (Li)-Total	<0.10		0.10	mg/kg		24-SEP-12	R2441288
Magnesium (Mg)-Total	204		1.0	mg/kg		24-SEP-12	R2441288
Manganese (Mn)-Total	0.186		0.010	mg/kg		24-SEP-12	R2441288
Molybdenum (Mo)-Total	<0.010		0.010	mg/kg		24-SEP-12	R2441288
Nickel (Ni)-Total	0.035		0.020	mg/kg		24-SEP-12	R2441288
Selenium (Se)-Total	0.185		0.060	mg/kg		24-SEP-12	R2441288
Strontium (Sr)-Total	0.100		0.010	mg/kg		24-SEP-12	R2441288
Thallium (Tl)-Total	<0.010		0.010	mg/kg		24-SEP-12	R2441288
Tin (Sn)-Total	<0.050		0.050	mg/kg		24-SEP-12	R2441288
Uranium (U)-Total	<0.0020		0.0020	mg/kg		24-SEP-12	R2441288
Vanadium (V)-Total	<0.10		0.10	mg/kg		24-SEP-12	R2441288
Metals in Tissue by ICPOES wet weight							

* Refer to Referenced Information for Qualifiers (if any) and Methodology.

ALS ENVIRONMENTAL ANALYTICAL REPORT

Sample Details/Parameters	Result	Qualifier*	D.L.	Units	Extracted	Analyzed	Batch
L1196386-47 GL-LKWH3-MT							
Sampled By: ST,HC,JH on 13-AUG-12 @ 12:00							
Matrix: TISSUE							
Metals in Tissue by ICPOES wet weight							
Aluminum (Al)-Total	<2.0		2.0	mg/kg		22-SEP-12	R2441702
Calcium (Ca)-Total	121		2.0	mg/kg		22-SEP-12	R2441702
Chromium (Cr)-Total	0.111		0.050	mg/kg		22-SEP-12	R2441702
Iron (Fe)-Total	3.2		1.0	mg/kg		22-SEP-12	R2441702
Phosphorus (P)-Total	1920		5.0	mg/kg		22-SEP-12	R2441702
Potassium (K)-Total	3770		20	mg/kg		22-SEP-12	R2441702
Sodium (Na)-Total	462		20	mg/kg		22-SEP-12	R2441702
Titanium (Ti)-Total	<0.10		0.10	mg/kg		22-SEP-12	R2441702
Zinc (Zn)-Total	2.79		0.10	mg/kg		22-SEP-12	R2441702
Miscellaneous Parameters							
% Moisture	<0.10		0.10	%		07-SEP-12	R2431485
Mercury (Hg)-Total	0.0546		0.0020	mg/kg	20-SEP-12	21-SEP-12	R2440897
Silver (Ag)-Total	<0.050		0.050	mg/kg		24-SEP-12	R2441288
L1196386-48 GL-LKWH3-OR							
Sampled By: ST,HC,JH on 13-AUG-12 @ 12:15							
Matrix: TISSUE							
CCME BTEX,F1-F4 (Silica gel cleanup)							
BTEX and F1 (C6-C10)							
Benzene	<0.0050		0.0050	mg/kg	29-AUG-12	07-SEP-12	R2428639
Toluene	<0.050		0.050	mg/kg	29-AUG-12	07-SEP-12	R2428639
Ethylbenzene	<0.015		0.015	mg/kg	29-AUG-12	07-SEP-12	R2428639
o-Xylene	<0.050		0.050	mg/kg	29-AUG-12	07-SEP-12	R2428639
m+p-Xylene	<0.050		0.050	mg/kg	29-AUG-12	07-SEP-12	R2428639
Xylenes	<0.10		0.10	mg/kg	29-AUG-12	07-SEP-12	R2428639
CCME Total Extractable Hydrocarbons							
Surrogate: 2-Bromobenzotrifluoride	105.0		70-130	%	09-SEP-12	09-SEP-12	R2433111
Prep/Analysis Dates					09-SEP-12	09-SEP-12	R2433111
CCME Total Hydrocarbons							
F1 (C6-C10)	<10		10	mg/kg		10-SEP-12	
F1-BTEX	<10		10	mg/kg		10-SEP-12	
F2 (C10-C16)	<5.0		5.0	mg/kg		10-SEP-12	
F3 (C16-C34)	5.1		5.0	mg/kg		10-SEP-12	
F4 (C34-C50)	<5.0		5.0	mg/kg		10-SEP-12	
Total Hydrocarbons (C6-C50)	<10		10	mg/kg		10-SEP-12	
Chromatogram to baseline at nC50	YES					10-SEP-12	
Miscellaneous Parameters							
% Moisture	<0.10		0.10	%		29-AUG-12	R2426158
CCME PAHs							
Naphthalene	<0.050		0.050	mg/kg wwt	07-NOV-12	21-NOV-12	R2479462
Acenaphthene	<0.010		0.010	mg/kg wwt	07-NOV-12	21-NOV-12	R2479462
Fluorene	<0.010		0.010	mg/kg wwt	07-NOV-12	21-NOV-12	R2479462
Phenanthrene	<0.010		0.010	mg/kg wwt	07-NOV-12	21-NOV-12	R2479462
Anthracene	<0.010		0.010	mg/kg wwt	07-NOV-12	21-NOV-12	R2479462
Fluoranthene	<0.010		0.010	mg/kg wwt	07-NOV-12	21-NOV-12	R2479462
Pyrene	<0.010		0.010	mg/kg wwt	07-NOV-12	21-NOV-12	R2479462
Benzo(a)anthracene	<0.010		0.010	mg/kg wwt	07-NOV-12	21-NOV-12	R2479462
Chrysene	<0.010		0.010	mg/kg wwt	07-NOV-12	21-NOV-12	R2479462
Benzo(b&j)fluoranthene	<0.010		0.010	mg/kg wwt	07-NOV-12	21-NOV-12	R2479462
Benzo(k)fluoranthene	<0.010		0.010	mg/kg wwt	07-NOV-12	21-NOV-12	R2479462
Benzo(a)pyrene	<0.010		0.010	mg/kg wwt	07-NOV-12	21-NOV-12	R2479462
Indeno(1,2,3-cd)pyrene	<0.010		0.010	mg/kg wwt	07-NOV-12	21-NOV-12	R2479462

* Refer to Referenced Information for Qualifiers (if any) and Methodology.

ALS ENVIRONMENTAL ANALYTICAL REPORT

Sample Details/Parameters	Result	Qualifier*	D.L.	Units	Extracted	Analyzed	Batch
L1196386-48 GL-LKWH3-OR							
Sampled By: ST,HC,JH on 13-AUG-12 @ 12:15							
Matrix: TISSUE							
CCME PAHs							
Dibenzo(a,h)anthracene	<0.010		0.010	mg/kg wwt	07-NOV-12	21-NOV-12	R2479462
Surrogate: Naphthalene d8	80.0		30-130	%	07-NOV-12	21-NOV-12	R2479462
Surrogate: Acenaphthylene d8	94.0		50-150	%	07-NOV-12	21-NOV-12	R2479462
Surrogate: Phenanthrene d10	96.0		50-150	%	07-NOV-12	21-NOV-12	R2479462
Surrogate: Pyrene d10	89.0		50-150	%	07-NOV-12	21-NOV-12	R2479462
Surrogate: Benzo(a)pyrene d12	93.0		50-150	%	07-NOV-12	21-NOV-12	R2479462
Surrogate: Benzo(g,h,i)perylene d12	84.0		40-130	%	07-NOV-12	21-NOV-12	R2479462
L1196386-49 GL-LKWH4-MT							
Sampled By: ST,HC,JH on 13-AUG-12 @ 12:30							
Matrix: TISSUE							
Metals in Tissue (Wet Weight) low level							
Metals in Tissue by ICPMS wet weight							
Antimony (Sb)-Total	<0.010		0.010	mg/kg		24-SEP-12	R2441288
Arsenic (As)-Total	0.069		0.010	mg/kg		24-SEP-12	R2441288
Barium (Ba)-Total	0.564		0.020	mg/kg		24-SEP-12	R2441288
Beryllium (Be)-Total	<0.10		0.10	mg/kg		24-SEP-12	R2441288
Bismuth (Bi)-Total	<0.060		0.060	mg/kg		24-SEP-12	R2441288
Cadmium (Cd)-Total	<0.0060		0.0060	mg/kg		24-SEP-12	R2441288
Cobalt (Co)-Total	<0.020		0.020	mg/kg		24-SEP-12	R2441288
Copper (Cu)-Total	0.121		0.040	mg/kg		24-SEP-12	R2441288
Lead (Pb)-Total	0.051		0.020	mg/kg		24-SEP-12	R2441288
Lithium (Li)-Total	<0.10		0.10	mg/kg		24-SEP-12	R2441288
Magnesium (Mg)-Total	274		1.0	mg/kg		24-SEP-12	R2441288
Manganese (Mn)-Total	0.181		0.010	mg/kg		24-SEP-12	R2441288
Molybdenum (Mo)-Total	<0.010		0.010	mg/kg		24-SEP-12	R2441288
Nickel (Ni)-Total	0.039		0.020	mg/kg		24-SEP-12	R2441288
Selenium (Se)-Total	0.227		0.060	mg/kg		24-SEP-12	R2441288
Strontium (Sr)-Total	0.123		0.010	mg/kg		24-SEP-12	R2441288
Thallium (Tl)-Total	<0.010		0.010	mg/kg		24-SEP-12	R2441288
Tin (Sn)-Total	<0.050		0.050	mg/kg		24-SEP-12	R2441288
Uranium (U)-Total	<0.0020		0.0020	mg/kg		24-SEP-12	R2441288
Vanadium (V)-Total	<0.10		0.10	mg/kg		24-SEP-12	R2441288
Metals in Tissue by ICPOES wet weight							
Aluminum (Al)-Total	<2.0		2.0	mg/kg		22-SEP-12	R2441702
Calcium (Ca)-Total	182		2.0	mg/kg		22-SEP-12	R2441702
Chromium (Cr)-Total	0.128		0.050	mg/kg		22-SEP-12	R2441702
Iron (Fe)-Total	3.3		1.0	mg/kg		22-SEP-12	R2441702
Phosphorus (P)-Total	2330		5.0	mg/kg		22-SEP-12	R2441702
Potassium (K)-Total	4440		20	mg/kg		22-SEP-12	R2441702
Sodium (Na)-Total	222		20	mg/kg		22-SEP-12	R2441702
Titanium (Ti)-Total	<0.10		0.10	mg/kg		22-SEP-12	R2441702
Zinc (Zn)-Total	3.12		0.10	mg/kg		22-SEP-12	R2441702
Miscellaneous Parameters							
% Moisture	<0.10		0.10	%		07-SEP-12	R2431485
Mercury (Hg)-Total	0.0725		0.0020	mg/kg	20-SEP-12	21-SEP-12	R2440897
Silver (Ag)-Total	<0.050		0.050	mg/kg		24-SEP-12	R2441288
L1196386-50 GL-LKWH4-OR							
Sampled By: ST,HC,JH on 13-AUG-12 @ 12:45							
Matrix: TISSUE							
CCME BTEX,F1-F4 (Silica gel cleanup)							

* Refer to Referenced Information for Qualifiers (if any) and Methodology.

ALS ENVIRONMENTAL ANALYTICAL REPORT

Sample Details/Parameters	Result	Qualifier*	D.L.	Units	Extracted	Analyzed	Batch
L1196386-50 GL-LKWH4-OR							
Sampled By: ST,HC,JH on 13-AUG-12 @ 12:45							
Matrix: TISSUE							
BTEX and F1 (C6-C10)							
Benzene	<0.0050		0.0050	mg/kg	29-AUG-12	07-SEP-12	R2428639
Toluene	<0.050		0.050	mg/kg	29-AUG-12	07-SEP-12	R2428639
Ethylbenzene	<0.015		0.015	mg/kg	29-AUG-12	07-SEP-12	R2428639
o-Xylene	<0.050		0.050	mg/kg	29-AUG-12	07-SEP-12	R2428639
m+p-Xylene	<0.050		0.050	mg/kg	29-AUG-12	07-SEP-12	R2428639
Xylenes	<0.10		0.10	mg/kg	29-AUG-12	07-SEP-12	R2428639
CCME Total Extractable Hydrocarbons							
Surrogate: 2-Bromobenzotrifluoride	95.7		70-130	%	09-SEP-12	09-SEP-12	R2433111
Prep/Analysis Dates					09-SEP-12	09-SEP-12	R2433111
CCME Total Hydrocarbons							
F1 (C6-C10)	<10		10	mg/kg		10-SEP-12	
F1-BTEX	<10		10	mg/kg		10-SEP-12	
F2 (C10-C16)	<5.0		5.0	mg/kg		10-SEP-12	
F3 (C16-C34)	12.7		5.0	mg/kg		10-SEP-12	
F4 (C34-C50)	<5.0		5.0	mg/kg		10-SEP-12	
Total Hydrocarbons (C6-C50)	13		10	mg/kg		10-SEP-12	
Chromatogram to baseline at nC50	YES					10-SEP-12	
Miscellaneous Parameters							
% Moisture	<0.10		0.10	%		29-AUG-12	R2426158
CCME PAHs							
Naphthalene	<0.050		0.050	mg/kg wwt	07-NOV-12	21-NOV-12	R2479462
Acenaphthene	<0.010		0.010	mg/kg wwt	07-NOV-12	21-NOV-12	R2479462
Fluorene	<0.010		0.010	mg/kg wwt	07-NOV-12	21-NOV-12	R2479462
Phenanthrene	<0.010		0.010	mg/kg wwt	07-NOV-12	21-NOV-12	R2479462
Anthracene	<0.010		0.010	mg/kg wwt	07-NOV-12	21-NOV-12	R2479462
Fluoranthene	<0.010		0.010	mg/kg wwt	07-NOV-12	21-NOV-12	R2479462
Pyrene	<0.010		0.010	mg/kg wwt	07-NOV-12	21-NOV-12	R2479462
Benzo(a)anthracene	<0.010		0.010	mg/kg wwt	07-NOV-12	21-NOV-12	R2479462
Chrysene	<0.010		0.010	mg/kg wwt	07-NOV-12	21-NOV-12	R2479462
Benzo(b&j)fluoranthene	<0.010		0.010	mg/kg wwt	07-NOV-12	21-NOV-12	R2479462
Benzo(k)fluoranthene	<0.010		0.010	mg/kg wwt	07-NOV-12	21-NOV-12	R2479462
Benzo(a)pyrene	<0.010		0.010	mg/kg wwt	07-NOV-12	21-NOV-12	R2479462
Indeno(1,2,3-cd)pyrene	<0.010		0.010	mg/kg wwt	07-NOV-12	21-NOV-12	R2479462
Dibenzo(a,h)anthracene	<0.010		0.010	mg/kg wwt	07-NOV-12	21-NOV-12	R2479462
Surrogate: Naphthalene d8	85.0		30-130	%	07-NOV-12	21-NOV-12	R2479462
Surrogate: Acenaphthylene d8	100.0		50-150	%	07-NOV-12	21-NOV-12	R2479462
Surrogate: Phenanthrene d10	101.0		50-150	%	07-NOV-12	21-NOV-12	R2479462
Surrogate: Pyrene d10	94.0		50-150	%	07-NOV-12	21-NOV-12	R2479462
Surrogate: Benzo(a)pyrene d12	104.0		50-150	%	07-NOV-12	21-NOV-12	R2479462
Surrogate: Benzo(g,h,i)perylene d12	90.0		40-130	%	07-NOV-12	21-NOV-12	R2479462
L1196386-51 GL-LKWH5-MT							
Sampled By: ST,HC,JH on 13-AUG-12 @ 13:00							
Matrix: TISSUE							
Metals in Tissue (Wet Weight) low level							
Metals in Tissue by ICPMS wet weight							
Antimony (Sb)-Total	0.089		0.010	mg/kg		24-SEP-12	R2441288
Arsenic (As)-Total	0.040		0.010	mg/kg		24-SEP-12	R2441288
Barium (Ba)-Total	0.085		0.020	mg/kg		24-SEP-12	R2441288
Beryllium (Be)-Total	<0.10		0.10	mg/kg		24-SEP-12	R2441288
Bismuth (Bi)-Total	<0.060		0.060	mg/kg		24-SEP-12	R2441288
Cadmium (Cd)-Total	<0.0060		0.0060	mg/kg		24-SEP-12	R2441288

* Refer to Referenced Information for Qualifiers (if any) and Methodology.

ALS ENVIRONMENTAL ANALYTICAL REPORT

Sample Details/Parameters	Result	Qualifier*	D.L.	Units	Extracted	Analyzed	Batch
L1196386-51 GL-LKWH5-MT							
Sampled By: ST,HC,JH on 13-AUG-12 @ 13:00							
Matrix: TISSUE							
Metals in Tissue by ICPMS wet weight							
Cobalt (Co)-Total	<0.020		0.020	mg/kg		24-SEP-12	R2441288
Copper (Cu)-Total	0.159		0.040	mg/kg		24-SEP-12	R2441288
Lead (Pb)-Total	<0.020		0.020	mg/kg		24-SEP-12	R2441288
Lithium (Li)-Total	<0.10		0.10	mg/kg		24-SEP-12	R2441288
Magnesium (Mg)-Total	238		1.0	mg/kg		24-SEP-12	R2441288
Manganese (Mn)-Total	0.137		0.010	mg/kg		24-SEP-12	R2441288
Molybdenum (Mo)-Total	0.030		0.010	mg/kg		24-SEP-12	R2441288
Nickel (Ni)-Total	0.051		0.020	mg/kg		24-SEP-12	R2441288
Selenium (Se)-Total	0.148		0.060	mg/kg		24-SEP-12	R2441288
Strontium (Sr)-Total	0.036		0.010	mg/kg		24-SEP-12	R2441288
Thallium (Tl)-Total	<0.010		0.010	mg/kg		24-SEP-12	R2441288
Tin (Sn)-Total	<0.050		0.050	mg/kg		24-SEP-12	R2441288
Uranium (U)-Total	<0.0020		0.0020	mg/kg		24-SEP-12	R2441288
Vanadium (V)-Total	<0.10		0.10	mg/kg		24-SEP-12	R2441288
Metals in Tissue by ICPOES wet weight							
Aluminum (Al)-Total	<2.0		2.0	mg/kg		22-SEP-12	R2441702
Calcium (Ca)-Total	59.8		2.0	mg/kg		22-SEP-12	R2441702
Chromium (Cr)-Total	0.077		0.050	mg/kg		22-SEP-12	R2441702
Iron (Fe)-Total	4.5		1.0	mg/kg		22-SEP-12	R2441702
Phosphorus (P)-Total	2020		5.0	mg/kg		22-SEP-12	R2441702
Potassium (K)-Total	3870		20	mg/kg		22-SEP-12	R2441702
Sodium (Na)-Total	276		20	mg/kg		22-SEP-12	R2441702
Titanium (Ti)-Total	<0.10		0.10	mg/kg		22-SEP-12	R2441702
Zinc (Zn)-Total	2.92		0.10	mg/kg		22-SEP-12	R2441702
Miscellaneous Parameters							
% Moisture	<0.10		0.10	%		07-SEP-12	R2431485
Mercury (Hg)-Total	0.0877		0.0020	mg/kg	20-SEP-12	21-SEP-12	R2440897
Silver (Ag)-Total	<0.050		0.050	mg/kg		24-SEP-12	R2441288
L1196386-52 GL-LKWH5-OR							
Sampled By: ST,HC,JH on 13-AUG-12 @ 13:15							
Matrix: TISSUE							
CCME BTEX,F1-F4 (Silica gel cleanup)							
BTEX and F1 (C6-C10)							
Benzene	<0.0050		0.0050	mg/kg	29-AUG-12	07-SEP-12	R2428639
Toluene	<0.050		0.050	mg/kg	29-AUG-12	07-SEP-12	R2428639
Ethylbenzene	<0.015		0.015	mg/kg	29-AUG-12	07-SEP-12	R2428639
o-Xylene	<0.050		0.050	mg/kg	29-AUG-12	07-SEP-12	R2428639
m+p-Xylene	<0.050		0.050	mg/kg	29-AUG-12	07-SEP-12	R2428639
Xylenes	<0.10		0.10	mg/kg	29-AUG-12	07-SEP-12	R2428639
CCME Total Extractable Hydrocarbons							
Surrogate: 2-Bromobenzotrifluoride	104.5		70-130	%	09-SEP-12	09-SEP-12	R2433111
Prep/Analysis Dates					09-SEP-12	09-SEP-12	R2433111
CCME Total Hydrocarbons							
F1 (C6-C10)	<10		10	mg/kg		10-SEP-12	
F1-BTEX	<10		10	mg/kg		10-SEP-12	
F2 (C10-C16)	<5.0		5.0	mg/kg		10-SEP-12	
F3 (C16-C34)	<5.0		5.0	mg/kg		10-SEP-12	
F4 (C34-C50)	<5.0		5.0	mg/kg		10-SEP-12	
Total Hydrocarbons (C6-C50)	<10		10	mg/kg		10-SEP-12	
Chromatogram to baseline at nC50	YES					10-SEP-12	
Miscellaneous Parameters							

* Refer to Referenced Information for Qualifiers (if any) and Methodology.

ALS ENVIRONMENTAL ANALYTICAL REPORT

Sample Details/Parameters	Result	Qualifier*	D.L.	Units	Extracted	Analyzed	Batch
L1196386-52 GL-LKWH5-OR							
Sampled By: ST,HC,JH on 13-AUG-12 @ 13:15							
Matrix: TISSUE							
% Moisture	<0.10		0.10	%		29-AUG-12	R2426158
CCME PAHs							
Naphthalene	<0.050		0.050	mg/kg wwt	07-NOV-12	21-NOV-12	R2479462
Acenaphthene	<0.010		0.010	mg/kg wwt	07-NOV-12	21-NOV-12	R2479462
Fluorene	<0.010		0.010	mg/kg wwt	07-NOV-12	21-NOV-12	R2479462
Phenanthrene	<0.010		0.010	mg/kg wwt	07-NOV-12	21-NOV-12	R2479462
Anthracene	<0.010		0.010	mg/kg wwt	07-NOV-12	21-NOV-12	R2479462
Fluoranthene	<0.010		0.010	mg/kg wwt	07-NOV-12	21-NOV-12	R2479462
Pyrene	<0.010		0.010	mg/kg wwt	07-NOV-12	21-NOV-12	R2479462
Benzo(a)anthracene	<0.010		0.010	mg/kg wwt	07-NOV-12	21-NOV-12	R2479462
Chrysene	<0.010		0.010	mg/kg wwt	07-NOV-12	21-NOV-12	R2479462
Benzo(b&j)fluoranthene	<0.010		0.010	mg/kg wwt	07-NOV-12	21-NOV-12	R2479462
Benzo(k)fluoranthene	<0.010		0.010	mg/kg wwt	07-NOV-12	21-NOV-12	R2479462
Benzo(a)pyrene	<0.010		0.010	mg/kg wwt	07-NOV-12	21-NOV-12	R2479462
Indeno(1,2,3-cd)pyrene	<0.010		0.010	mg/kg wwt	07-NOV-12	21-NOV-12	R2479462
Dibenzo(a,h)anthracene	<0.010		0.010	mg/kg wwt	07-NOV-12	21-NOV-12	R2479462
Surrogate: Naphthalene d8	72.0		30-130	%	07-NOV-12	21-NOV-12	R2479462
Surrogate: Acenaphthylene d8	82.0		50-150	%	07-NOV-12	21-NOV-12	R2479462
Surrogate: Phenanthrene d10	83.0		50-150	%	07-NOV-12	21-NOV-12	R2479462
Surrogate: Pyrene d10	77.0		50-150	%	07-NOV-12	21-NOV-12	R2479462
Surrogate: Benzo(a)pyrene d12	77.0		50-150	%	07-NOV-12	21-NOV-12	R2479462
Surrogate: Benzo(g,h,i)perylene d12	71.0		40-130	%	07-NOV-12	21-NOV-12	R2479462
L1196386-53 GL-LKWH6-MT							
Sampled By: ST,HC,JH on 13-AUG-12 @ 13:30							
Matrix: TISSUE							
Metals in Tissue (Wet Weight) low level							
Metals in Tissue by ICPMS wet weight							
Antimony (Sb)-Total	0.036		0.010	mg/kg		24-SEP-12	R2441288
Arsenic (As)-Total	0.065		0.010	mg/kg		24-SEP-12	R2441288
Barium (Ba)-Total	0.064		0.020	mg/kg		24-SEP-12	R2441288
Beryllium (Be)-Total	<0.10		0.10	mg/kg		24-SEP-12	R2441288
Bismuth (Bi)-Total	<0.060		0.060	mg/kg		24-SEP-12	R2441288
Cadmium (Cd)-Total	<0.0060		0.0060	mg/kg		24-SEP-12	R2441288
Cobalt (Co)-Total	<0.020		0.020	mg/kg		24-SEP-12	R2441288
Copper (Cu)-Total	0.161		0.040	mg/kg		24-SEP-12	R2441288
Lead (Pb)-Total	0.116		0.020	mg/kg		24-SEP-12	R2441288
Lithium (Li)-Total	<0.10		0.10	mg/kg		24-SEP-12	R2441288
Magnesium (Mg)-Total	271		1.0	mg/kg		24-SEP-12	R2441288
Manganese (Mn)-Total	0.122		0.010	mg/kg		24-SEP-12	R2441288
Molybdenum (Mo)-Total	<0.010		0.010	mg/kg		24-SEP-12	R2441288
Nickel (Ni)-Total	0.021		0.020	mg/kg		24-SEP-12	R2441288
Selenium (Se)-Total	0.330		0.060	mg/kg		24-SEP-12	R2441288
Strontium (Sr)-Total	0.029		0.010	mg/kg		24-SEP-12	R2441288
Thallium (Tl)-Total	<0.010		0.010	mg/kg		24-SEP-12	R2441288
Tin (Sn)-Total	<0.050		0.050	mg/kg		24-SEP-12	R2441288
Uranium (U)-Total	<0.0020		0.0020	mg/kg		24-SEP-12	R2441288
Vanadium (V)-Total	<0.10		0.10	mg/kg		24-SEP-12	R2441288
Metals in Tissue by ICPOES wet weight							
Aluminum (Al)-Total	<2.0		2.0	mg/kg		22-SEP-12	R2441702
Calcium (Ca)-Total	60.3		2.0	mg/kg		22-SEP-12	R2441702
Chromium (Cr)-Total	<0.050		0.050	mg/kg		22-SEP-12	R2441702
Iron (Fe)-Total	4.7		1.0	mg/kg		22-SEP-12	R2441702

* Refer to Referenced Information for Qualifiers (if any) and Methodology.

ALS ENVIRONMENTAL ANALYTICAL REPORT

Sample Details/Parameters	Result	Qualifier*	D.L.	Units	Extracted	Analyzed	Batch
L1196386-53 GL-LKWH6-MT							
Sampled By: ST,HC,JH on 13-AUG-12 @ 13:30							
Matrix: TISSUE							
Metals in Tissue by ICPOES wet weight							
Phosphorus (P)-Total	2180		5.0	mg/kg		22-SEP-12	R2441702
Potassium (K)-Total	3980		20	mg/kg		22-SEP-12	R2441702
Sodium (Na)-Total	256		20	mg/kg		22-SEP-12	R2441702
Titanium (Ti)-Total	<0.10		0.10	mg/kg		22-SEP-12	R2441702
Zinc (Zn)-Total	3.37		0.10	mg/kg		22-SEP-12	R2441702
Miscellaneous Parameters							
% Moisture	<0.10		0.10	%		07-SEP-12	R2431485
Mercury (Hg)-Total	0.0510		0.0020	mg/kg	20-SEP-12	21-SEP-12	R2440897
Silver (Ag)-Total	<0.050		0.050	mg/kg		24-SEP-12	R2441288
L1196386-54 GL-LKWH6-OR							
Sampled By: ST,HC,JH on 13-AUG-12 @ 13:45							
Matrix: TISSUE							
CCME BTEX,F1-F4 (Silica gel cleanup)							
BTEX and F1 (C6-C10)							
Benzene	<0.0050		0.0050	mg/kg	29-AUG-12	07-SEP-12	R2428639
Toluene	<0.050		0.050	mg/kg	29-AUG-12	07-SEP-12	R2428639
Ethylbenzene	<0.015		0.015	mg/kg	29-AUG-12	07-SEP-12	R2428639
o-Xylene	<0.050		0.050	mg/kg	29-AUG-12	07-SEP-12	R2428639
m+p-Xylene	<0.050		0.050	mg/kg	29-AUG-12	07-SEP-12	R2428639
Xylenes	<0.10		0.10	mg/kg	29-AUG-12	07-SEP-12	R2428639
CCME Total Extractable Hydrocarbons							
Surrogate: 2-Bromobenzotrifluoride	113.1		70-130	%	09-SEP-12	09-SEP-12	R2433111
Prep/Analysis Dates					09-SEP-12	09-SEP-12	R2433111
CCME Total Hydrocarbons							
F1 (C6-C10)	<10		10	mg/kg		10-SEP-12	
F1-BTEX	<10		10	mg/kg		10-SEP-12	
F2 (C10-C16)	<5.0		5.0	mg/kg		10-SEP-12	
F3 (C16-C34)	<5.0		5.0	mg/kg		10-SEP-12	
F4 (C34-C50)	<5.0		5.0	mg/kg		10-SEP-12	
Total Hydrocarbons (C6-C50)	<10		10	mg/kg		10-SEP-12	
Chromatogram to baseline at nC50	YES					10-SEP-12	
Miscellaneous Parameters							
% Moisture	<0.10		0.10	%		29-AUG-12	R2426158
CCME PAHs							
Naphthalene	<0.050		0.050	mg/kg wwt	07-NOV-12	21-NOV-12	R2479462
Acenaphthene	<0.010		0.010	mg/kg wwt	07-NOV-12	21-NOV-12	R2479462
Fluorene	<0.010		0.010	mg/kg wwt	07-NOV-12	21-NOV-12	R2479462
Phenanthrene	<0.010		0.010	mg/kg wwt	07-NOV-12	21-NOV-12	R2479462
Anthracene	<0.010		0.010	mg/kg wwt	07-NOV-12	21-NOV-12	R2479462
Fluoranthene	<0.010		0.010	mg/kg wwt	07-NOV-12	21-NOV-12	R2479462
Pyrene	<0.010		0.010	mg/kg wwt	07-NOV-12	21-NOV-12	R2479462
Benzo(a)anthracene	<0.010		0.010	mg/kg wwt	07-NOV-12	21-NOV-12	R2479462
Chrysene	<0.010		0.010	mg/kg wwt	07-NOV-12	21-NOV-12	R2479462
Benzo(b&j)fluoranthene	<0.010		0.010	mg/kg wwt	07-NOV-12	21-NOV-12	R2479462
Benzo(k)fluoranthene	<0.010		0.010	mg/kg wwt	07-NOV-12	21-NOV-12	R2479462
Benzo(a)pyrene	<0.010		0.010	mg/kg wwt	07-NOV-12	21-NOV-12	R2479462
Indeno(1,2,3-cd)pyrene	<0.010		0.010	mg/kg wwt	07-NOV-12	21-NOV-12	R2479462
Dibenzo(a,h)anthracene	<0.010		0.010	mg/kg wwt	07-NOV-12	21-NOV-12	R2479462
Surrogate: Naphthalene d8	84.0		30-130	%	07-NOV-12	21-NOV-12	R2479462
Surrogate: Acenaphthylene d8	97.0		50-150	%	07-NOV-12	21-NOV-12	R2479462
Surrogate: Phenanthrene d10	100.0		50-150	%	07-NOV-12	21-NOV-12	R2479462

* Refer to Referenced Information for Qualifiers (if any) and Methodology.

ALS ENVIRONMENTAL ANALYTICAL REPORT

Sample Details/Parameters	Result	Qualifier*	D.L.	Units	Extracted	Analyzed	Batch
L1196386-54 GL-LKWH6-OR							
Sampled By: ST,HC,JH on 13-AUG-12 @ 13:45							
Matrix: TISSUE							
CCME PAHs							
Surrogate: Pyrene d10	92.0		50-150	%	07-NOV-12	21-NOV-12	R2479462
Surrogate: Benzo(a)pyrene d12	96.0		50-150	%	07-NOV-12	21-NOV-12	R2479462
Surrogate: Benzo(g,h,i)perylene d12	86.0		40-130	%	07-NOV-12	21-NOV-12	R2479462
L1196386-55 GL-LKWH7-MT							
Sampled By: ST,HC,JH on 13-AUG-12 @ 14:00							
Matrix: TISSUE							
Metals in Tissue (Wet Weight) low level							
Metals in Tissue by ICPMS wet weight							
Antimony (Sb)-Total	0.019		0.010	mg/kg		25-SEP-12	R2441288
Arsenic (As)-Total	0.064		0.010	mg/kg		25-SEP-12	R2441288
Barium (Ba)-Total	0.043		0.020	mg/kg		25-SEP-12	R2441288
Beryllium (Be)-Total	<0.10		0.10	mg/kg		25-SEP-12	R2441288
Bismuth (Bi)-Total	<0.060		0.060	mg/kg		25-SEP-12	R2441288
Cadmium (Cd)-Total	<0.0060		0.0060	mg/kg		25-SEP-12	R2441288
Cobalt (Co)-Total	<0.020		0.020	mg/kg		25-SEP-12	R2441288
Copper (Cu)-Total	0.128		0.040	mg/kg		25-SEP-12	R2441288
Lead (Pb)-Total	<0.020		0.020	mg/kg		25-SEP-12	R2441288
Lithium (Li)-Total	<0.10		0.10	mg/kg		25-SEP-12	R2441288
Magnesium (Mg)-Total	275		1.0	mg/kg		25-SEP-12	R2441288
Manganese (Mn)-Total	0.165		0.010	mg/kg		25-SEP-12	R2441288
Molybdenum (Mo)-Total	0.017		0.010	mg/kg		25-SEP-12	R2441288
Nickel (Ni)-Total	0.025		0.020	mg/kg		25-SEP-12	R2441288
Selenium (Se)-Total	0.329		0.060	mg/kg		25-SEP-12	R2441288
Strontium (Sr)-Total	0.054		0.010	mg/kg		25-SEP-12	R2441288
Thallium (Tl)-Total	<0.010		0.010	mg/kg		25-SEP-12	R2441288
Tin (Sn)-Total	<0.050		0.050	mg/kg		25-SEP-12	R2441288
Uranium (U)-Total	<0.0020		0.0020	mg/kg		25-SEP-12	R2441288
Vanadium (V)-Total	<0.10		0.10	mg/kg		25-SEP-12	R2441288
Metals in Tissue by ICPOES wet weight							
Aluminum (Al)-Total	<2.0		2.0	mg/kg		22-SEP-12	R2441702
Calcium (Ca)-Total	92.5		2.0	mg/kg		22-SEP-12	R2441702
Chromium (Cr)-Total	<0.050		0.050	mg/kg		22-SEP-12	R2441702
Iron (Fe)-Total	3.3		1.0	mg/kg		22-SEP-12	R2441702
Phosphorus (P)-Total	2130		5.0	mg/kg		22-SEP-12	R2441702
Potassium (K)-Total	3850		20	mg/kg		22-SEP-12	R2441702
Sodium (Na)-Total	265		20	mg/kg		22-SEP-12	R2441702
Titanium (Ti)-Total	<0.10		0.10	mg/kg		22-SEP-12	R2441702
Zinc (Zn)-Total	3.12		0.10	mg/kg		22-SEP-12	R2441702
Miscellaneous Parameters							
% Moisture	<0.10		0.10	%		07-SEP-12	R2431485
Mercury (Hg)-Total	0.0664		0.0020	mg/kg	20-SEP-12	21-SEP-12	R2440897
Silver (Ag)-Total	<0.050		0.050	mg/kg		25-SEP-12	R2441288
L1196386-56 GL-LKWH7-OR							
Sampled By: ST,HC,JH on 13-AUG-12 @ 14:15							
Matrix: TISSUE							
CCME BTEX,F1-F4 (Silica gel cleanup)							
BTEX and F1 (C6-C10)							
Benzene	<0.0050		0.0050	mg/kg	29-AUG-12	07-SEP-12	R2428639
Toluene	<0.050		0.050	mg/kg	29-AUG-12	07-SEP-12	R2428639
Ethylbenzene	<0.015		0.015	mg/kg	29-AUG-12	07-SEP-12	R2428639

* Refer to Referenced Information for Qualifiers (if any) and Methodology.

ALS ENVIRONMENTAL ANALYTICAL REPORT

Sample Details/Parameters	Result	Qualifier*	D.L.	Units	Extracted	Analyzed	Batch
L1196386-56 GL-LKWH7-OR							
Sampled By: ST,HC,JH on 13-AUG-12 @ 14:15							
Matrix: TISSUE							
BTEX and F1 (C6-C10)							
o-Xylene	<0.050		0.050	mg/kg	29-AUG-12	07-SEP-12	R2428639
m+p-Xylene	<0.050		0.050	mg/kg	29-AUG-12	07-SEP-12	R2428639
Xylenes	<0.10		0.10	mg/kg	29-AUG-12	07-SEP-12	R2428639
CCME Total Extractable Hydrocarbons							
Surrogate: 2-Bromobenzotrifluoride	98.0		70-130	%	09-SEP-12	09-SEP-12	R2433111
Prep/Analysis Dates					09-SEP-12	09-SEP-12	R2433111
CCME Total Hydrocarbons							
F1 (C6-C10)	<10		10	mg/kg		10-SEP-12	
F1-BTEX	<10		10	mg/kg		10-SEP-12	
F2 (C10-C16)	<5.0		5.0	mg/kg		10-SEP-12	
F3 (C16-C34)	<5.0		5.0	mg/kg		10-SEP-12	
F4 (C34-C50)	<5.0		5.0	mg/kg		10-SEP-12	
Total Hydrocarbons (C6-C50)	<10		10	mg/kg		10-SEP-12	
Chromatogram to baseline at nC50	YES					10-SEP-12	
Miscellaneous Parameters							
% Moisture	<0.10		0.10	%		29-AUG-12	R2426158
CCME PAHs							
Naphthalene	<0.050		0.050	mg/kg wwt	07-NOV-12	21-NOV-12	R2479462
Acenaphthene	<0.010		0.010	mg/kg wwt	07-NOV-12	21-NOV-12	R2479462
Fluorene	<0.010		0.010	mg/kg wwt	07-NOV-12	21-NOV-12	R2479462
Phenanthrene	<0.010		0.010	mg/kg wwt	07-NOV-12	21-NOV-12	R2479462
Anthracene	<0.010		0.010	mg/kg wwt	07-NOV-12	21-NOV-12	R2479462
Fluoranthene	<0.010		0.010	mg/kg wwt	07-NOV-12	21-NOV-12	R2479462
Pyrene	<0.010		0.010	mg/kg wwt	07-NOV-12	21-NOV-12	R2479462
Benzo(a)anthracene	<0.010		0.010	mg/kg wwt	07-NOV-12	21-NOV-12	R2479462
Chrysene	<0.010		0.010	mg/kg wwt	07-NOV-12	21-NOV-12	R2479462
Benzo(b&j)fluoranthene	<0.010		0.010	mg/kg wwt	07-NOV-12	21-NOV-12	R2479462
Benzo(k)fluoranthene	<0.010		0.010	mg/kg wwt	07-NOV-12	21-NOV-12	R2479462
Benzo(a)pyrene	<0.010		0.010	mg/kg wwt	07-NOV-12	21-NOV-12	R2479462
Indeno(1,2,3-cd)pyrene	<0.010		0.010	mg/kg wwt	07-NOV-12	21-NOV-12	R2479462
Dibenzo(a,h)anthracene	<0.010		0.010	mg/kg wwt	07-NOV-12	21-NOV-12	R2479462
Surrogate: Naphthalene d8	82.0		30-130	%	07-NOV-12	21-NOV-12	R2479462
Surrogate: Acenaphthylene d8	94.0		50-150	%	07-NOV-12	21-NOV-12	R2479462
Surrogate: Phenanthrene d10	96.0		50-150	%	07-NOV-12	21-NOV-12	R2479462
Surrogate: Pyrene d10	89.0		50-150	%	07-NOV-12	21-NOV-12	R2479462
Surrogate: Benzo(a)pyrene d12	92.0		50-150	%	07-NOV-12	21-NOV-12	R2479462
Surrogate: Benzo(g,h,i)perylene d12	85.0		40-130	%	07-NOV-12	21-NOV-12	R2479462
L1196386-57 GL-LKWH8-MT							
Sampled By: ST,HC,JH on 13-AUG-12 @ 14:30							
Matrix: TISSUE							
Metals in Tissue (Wet Weight) low level							
Metals in Tissue by ICPMS wet weight							
Antimony (Sb)-Total	0.013		0.010	mg/kg		25-SEP-12	R2441288
Arsenic (As)-Total	0.074		0.010	mg/kg		25-SEP-12	R2441288
Barium (Ba)-Total	0.275		0.020	mg/kg		25-SEP-12	R2441288
Beryllium (Be)-Total	<0.10		0.10	mg/kg		25-SEP-12	R2441288
Bismuth (Bi)-Total	<0.060		0.060	mg/kg		25-SEP-12	R2441288
Cadmium (Cd)-Total	<0.0060		0.0060	mg/kg		25-SEP-12	R2441288
Cobalt (Co)-Total	<0.020		0.020	mg/kg		25-SEP-12	R2441288
Copper (Cu)-Total	0.156		0.040	mg/kg		25-SEP-12	R2441288
Lead (Pb)-Total	0.020		0.020	mg/kg		25-SEP-12	R2441288

* Refer to Referenced Information for Qualifiers (if any) and Methodology.

ALS ENVIRONMENTAL ANALYTICAL REPORT

Sample Details/Parameters	Result	Qualifier*	D.L.	Units	Extracted	Analyzed	Batch
L1196386-57 GL-LKWH8-MT							
Sampled By: ST,HC,JH on 13-AUG-12 @ 14:30							
Matrix: TISSUE							
Metals in Tissue by ICPMS wet weight							
Lithium (Li)-Total	<0.10		0.10	mg/kg		25-SEP-12	R2441288
Magnesium (Mg)-Total	315		1.0	mg/kg		25-SEP-12	R2441288
Manganese (Mn)-Total	0.190		0.010	mg/kg		25-SEP-12	R2441288
Molybdenum (Mo)-Total	<0.010		0.010	mg/kg		25-SEP-12	R2441288
Nickel (Ni)-Total	0.035		0.020	mg/kg		25-SEP-12	R2441288
Selenium (Se)-Total	0.247		0.060	mg/kg		25-SEP-12	R2441288
Strontium (Sr)-Total	0.085		0.010	mg/kg		25-SEP-12	R2441288
Thallium (Tl)-Total	<0.010		0.010	mg/kg		25-SEP-12	R2441288
Tin (Sn)-Total	<0.050		0.050	mg/kg		25-SEP-12	R2441288
Uranium (U)-Total	<0.0020		0.0020	mg/kg		25-SEP-12	R2441288
Vanadium (V)-Total	<0.10		0.10	mg/kg		25-SEP-12	R2441288
Metals in Tissue by ICPOES wet weight							
Aluminum (Al)-Total	<2.0		2.0	mg/kg		22-SEP-12	R2441702
Calcium (Ca)-Total	126		2.0	mg/kg		22-SEP-12	R2441702
Chromium (Cr)-Total	<0.050		0.050	mg/kg		22-SEP-12	R2441702
Iron (Fe)-Total	2.7		1.0	mg/kg		22-SEP-12	R2441702
Phosphorus (P)-Total	2360		5.0	mg/kg		22-SEP-12	R2441702
Potassium (K)-Total	4410		20	mg/kg		22-SEP-12	R2441702
Sodium (Na)-Total	233		20	mg/kg		22-SEP-12	R2441702
Titanium (Ti)-Total	<0.10		0.10	mg/kg		22-SEP-12	R2441702
Zinc (Zn)-Total	3.05		0.10	mg/kg		22-SEP-12	R2441702
Miscellaneous Parameters							
% Moisture	<0.10		0.10	%		07-SEP-12	R2431485
Mercury (Hg)-Total	0.0626		0.0020	mg/kg	20-SEP-12	21-SEP-12	R2440897
Silver (Ag)-Total	<0.050		0.050	mg/kg		25-SEP-12	R2441288
L1196386-58 GL-LKWH8-OR							
Sampled By: ST,HC,JH on 13-AUG-12 @ 14:45							
Matrix: TISSUE							
CCME BTEX,F1-F4 (Silica gel cleanup)							
BTEX and F1 (C6-C10)							
Benzene	<0.0050		0.0050	mg/kg	29-AUG-12	07-SEP-12	R2428639
Toluene	<0.050		0.050	mg/kg	29-AUG-12	07-SEP-12	R2428639
Ethylbenzene	<0.015		0.015	mg/kg	29-AUG-12	07-SEP-12	R2428639
o-Xylene	<0.050		0.050	mg/kg	29-AUG-12	07-SEP-12	R2428639
m+p-Xylene	<0.050		0.050	mg/kg	29-AUG-12	07-SEP-12	R2428639
Xylenes	<0.10		0.10	mg/kg	29-AUG-12	07-SEP-12	R2428639
CCME Total Extractable Hydrocarbons							
Surrogate: 2-Bromobenzotrifluoride	103.4		70-130	%	09-SEP-12	09-SEP-12	R2433111
Prep/Analysis Dates					09-SEP-12	09-SEP-12	R2433111
CCME Total Hydrocarbons							
F1 (C6-C10)	<10		10	mg/kg		10-SEP-12	
F1-BTEX	<10		10	mg/kg		10-SEP-12	
F2 (C10-C16)	<5.0		5.0	mg/kg		10-SEP-12	
F3 (C16-C34)	<5.0		5.0	mg/kg		10-SEP-12	
F4 (C34-C50)	<5.0		5.0	mg/kg		10-SEP-12	
Total Hydrocarbons (C6-C50)	<10		10	mg/kg		10-SEP-12	
Chromatogram to baseline at nC50	YES					10-SEP-12	
Miscellaneous Parameters							
% Moisture	<0.10		0.10	%		29-AUG-12	R2426158
CCME PAHs							
Naphthalene	<0.050		0.050	mg/kg wwt	07-NOV-12	21-NOV-12	R2479462

* Refer to Referenced Information for Qualifiers (if any) and Methodology.

ALS ENVIRONMENTAL ANALYTICAL REPORT

Sample Details/Parameters	Result	Qualifier*	D.L.	Units	Extracted	Analyzed	Batch
L1196386-58 GL-LKWH8-OR							
Sampled By: ST,HC,JH on 13-AUG-12 @ 14:45							
Matrix: TISSUE							
CCME PAHs							
Acenaphthene	<0.010		0.010	mg/kg wwt	07-NOV-12	21-NOV-12	R2479462
Fluorene	<0.010		0.010	mg/kg wwt	07-NOV-12	21-NOV-12	R2479462
Phenanthrene	<0.010		0.010	mg/kg wwt	07-NOV-12	21-NOV-12	R2479462
Anthracene	<0.010		0.010	mg/kg wwt	07-NOV-12	21-NOV-12	R2479462
Fluoranthene	<0.010		0.010	mg/kg wwt	07-NOV-12	21-NOV-12	R2479462
Pyrene	<0.010		0.010	mg/kg wwt	07-NOV-12	21-NOV-12	R2479462
Benzo(a)anthracene	<0.010		0.010	mg/kg wwt	07-NOV-12	21-NOV-12	R2479462
Chrysene	<0.010		0.010	mg/kg wwt	07-NOV-12	21-NOV-12	R2479462
Benzo(b&j)fluoranthene	<0.010		0.010	mg/kg wwt	07-NOV-12	21-NOV-12	R2479462
Benzo(k)fluoranthene	<0.010		0.010	mg/kg wwt	07-NOV-12	21-NOV-12	R2479462
Benzo(a)pyrene	<0.010		0.010	mg/kg wwt	07-NOV-12	21-NOV-12	R2479462
Indeno(1,2,3-cd)pyrene	<0.010		0.010	mg/kg wwt	07-NOV-12	21-NOV-12	R2479462
Dibenzo(a,h)anthracene	<0.010		0.010	mg/kg wwt	07-NOV-12	21-NOV-12	R2479462
Surrogate: Naphthalene d8	80.0		30-130	%	07-NOV-12	21-NOV-12	R2479462
Surrogate: Acenaphthylene d8	93.0		50-150	%	07-NOV-12	21-NOV-12	R2479462
Surrogate: Phenanthrene d10	94.0		50-150	%	07-NOV-12	21-NOV-12	R2479462
Surrogate: Pyrene d10	87.0		50-150	%	07-NOV-12	21-NOV-12	R2479462
Surrogate: Benzo(a)pyrene d12	89.0		50-150	%	07-NOV-12	21-NOV-12	R2479462
Surrogate: Benzo(g,h,i)perylene d12	82.0		40-130	%	07-NOV-12	21-NOV-12	R2479462
L1196386-59 GL-LKWH9-MT							
Sampled By: ST,HC,JH on 13-AUG-12 @ 15:00							
Matrix: TISSUE							
Metals in Tissue (Wet Weight) low level							
Metals in Tissue by ICPMS wet weight							
Antimony (Sb)-Total	0.010		0.010	mg/kg		25-SEP-12	R2441288
Arsenic (As)-Total	0.072		0.010	mg/kg		25-SEP-12	R2441288
Barium (Ba)-Total	0.157		0.020	mg/kg		25-SEP-12	R2441288
Beryllium (Be)-Total	<0.10		0.10	mg/kg		25-SEP-12	R2441288
Bismuth (Bi)-Total	<0.060		0.060	mg/kg		25-SEP-12	R2441288
Cadmium (Cd)-Total	<0.0060		0.0060	mg/kg		25-SEP-12	R2441288
Cobalt (Co)-Total	<0.020		0.020	mg/kg		25-SEP-12	R2441288
Copper (Cu)-Total	0.131		0.040	mg/kg		25-SEP-12	R2441288
Lead (Pb)-Total	<0.020		0.020	mg/kg		25-SEP-12	R2441288
Lithium (Li)-Total	<0.10		0.10	mg/kg		25-SEP-12	R2441288
Magnesium (Mg)-Total	263		1.0	mg/kg		25-SEP-12	R2441288
Manganese (Mn)-Total	0.156		0.010	mg/kg		25-SEP-12	R2441288
Molybdenum (Mo)-Total	0.014		0.010	mg/kg		25-SEP-12	R2441288
Nickel (Ni)-Total	0.022		0.020	mg/kg		25-SEP-12	R2441288
Selenium (Se)-Total	0.214		0.060	mg/kg		25-SEP-12	R2441288
Strontium (Sr)-Total	0.060		0.010	mg/kg		25-SEP-12	R2441288
Thallium (Tl)-Total	<0.010		0.010	mg/kg		25-SEP-12	R2441288
Tin (Sn)-Total	<0.050		0.050	mg/kg		25-SEP-12	R2441288
Uranium (U)-Total	<0.0020		0.0020	mg/kg		25-SEP-12	R2441288
Vanadium (V)-Total	<0.10		0.10	mg/kg		25-SEP-12	R2441288
Metals in Tissue by ICPOES wet weight							
Aluminum (Al)-Total	<2.0		2.0	mg/kg		22-SEP-12	R2441702
Calcium (Ca)-Total	92.9		2.0	mg/kg		22-SEP-12	R2441702
Chromium (Cr)-Total	<0.050		0.050	mg/kg		22-SEP-12	R2441702
Iron (Fe)-Total	1.9		1.0	mg/kg		22-SEP-12	R2441702
Phosphorus (P)-Total	2180		5.0	mg/kg		22-SEP-12	R2441702
Potassium (K)-Total	4100		20	mg/kg		22-SEP-12	R2441702

* Refer to Referenced Information for Qualifiers (if any) and Methodology.

ALS ENVIRONMENTAL ANALYTICAL REPORT

Sample Details/Parameters	Result	Qualifier*	D.L.	Units	Extracted	Analyzed	Batch
L1196386-59 GL-LKWH9-MT							
Sampled By: ST,HC,JH on 13-AUG-12 @ 15:00							
Matrix: TISSUE							
Metals in Tissue by ICPOES wet weight							
Sodium (Na)-Total	204		20	mg/kg		22-SEP-12	R2441702
Titanium (Ti)-Total	<0.10		0.10	mg/kg		22-SEP-12	R2441702
Zinc (Zn)-Total	2.88		0.10	mg/kg		22-SEP-12	R2441702
Miscellaneous Parameters							
% Moisture	<0.10		0.10	%		07-SEP-12	R2431485
Mercury (Hg)-Total	0.0484		0.0020	mg/kg	20-SEP-12	21-SEP-12	R2440897
Silver (Ag)-Total	<0.050		0.050	mg/kg		25-SEP-12	R2441288
L1196386-60 GL-LKWH9-OR							
Sampled By: ST,HC,JH on 13-AUG-12 @ 15:15							
Matrix: TISSUE							
CCME BTEX,F1-F4 (Silica gel cleanup)							
BTEX and F1 (C6-C10)							
Benzene	<0.0050		0.0050	mg/kg	29-AUG-12	07-SEP-12	R2428639
Toluene	<0.050		0.050	mg/kg	29-AUG-12	07-SEP-12	R2428639
Ethylbenzene	<0.015		0.015	mg/kg	29-AUG-12	07-SEP-12	R2428639
o-Xylene	<0.050		0.050	mg/kg	29-AUG-12	07-SEP-12	R2428639
m+p-Xylene	<0.050		0.050	mg/kg	29-AUG-12	07-SEP-12	R2428639
Xylenes	<0.10		0.10	mg/kg	29-AUG-12	07-SEP-12	R2428639
CCME Total Extractable Hydrocarbons							
Surrogate: 2-Bromobenzotrifluoride	93.3		70-130	%	09-SEP-12	09-SEP-12	R2433111
Prep/Analysis Dates					09-SEP-12	09-SEP-12	R2433111
CCME Total Hydrocarbons							
F1 (C6-C10)	<10		10	mg/kg		10-SEP-12	
F1-BTEX	<10		10	mg/kg		10-SEP-12	
F2 (C10-C16)	<5.0		5.0	mg/kg		10-SEP-12	
F3 (C16-C34)	<5.0		5.0	mg/kg		10-SEP-12	
F4 (C34-C50)	<5.0		5.0	mg/kg		10-SEP-12	
Total Hydrocarbons (C6-C50)	<10		10	mg/kg		10-SEP-12	
Chromatogram to baseline at nC50	YES					10-SEP-12	
Miscellaneous Parameters							
% Moisture	<0.10		0.10	%		29-AUG-12	R2426158
CCME PAHs							
Naphthalene	<0.050		0.050	mg/kg wwt	07-NOV-12	21-NOV-12	R2479462
Acenaphthene	<0.010		0.010	mg/kg wwt	07-NOV-12	21-NOV-12	R2479462
Fluorene	<0.010		0.010	mg/kg wwt	07-NOV-12	21-NOV-12	R2479462
Phenanthrene	<0.010		0.010	mg/kg wwt	07-NOV-12	21-NOV-12	R2479462
Anthracene	<0.010		0.010	mg/kg wwt	07-NOV-12	21-NOV-12	R2479462
Fluoranthene	<0.010		0.010	mg/kg wwt	07-NOV-12	21-NOV-12	R2479462
Pyrene	<0.010		0.010	mg/kg wwt	07-NOV-12	21-NOV-12	R2479462
Benzo(a)anthracene	<0.010		0.010	mg/kg wwt	07-NOV-12	21-NOV-12	R2479462
Chrysene	<0.010		0.010	mg/kg wwt	07-NOV-12	21-NOV-12	R2479462
Benzo(b&j)fluoranthene	<0.010		0.010	mg/kg wwt	07-NOV-12	21-NOV-12	R2479462
Benzo(k)fluoranthene	<0.010		0.010	mg/kg wwt	07-NOV-12	21-NOV-12	R2479462
Benzo(a)pyrene	<0.010		0.010	mg/kg wwt	07-NOV-12	21-NOV-12	R2479462
Indeno(1,2,3-cd)pyrene	<0.010		0.010	mg/kg wwt	07-NOV-12	21-NOV-12	R2479462
Dibenzo(a,h)anthracene	<0.010		0.010	mg/kg wwt	07-NOV-12	21-NOV-12	R2479462
Surrogate: Naphthalene d8	87.0		30-130	%	07-NOV-12	21-NOV-12	R2479462
Surrogate: Acenaphthylene d8	99.0		50-150	%	07-NOV-12	21-NOV-12	R2479462
Surrogate: Phenanthrene d10	99.0		50-150	%	07-NOV-12	21-NOV-12	R2479462
Surrogate: Pyrene d10	92.0		50-150	%	07-NOV-12	21-NOV-12	R2479462
Surrogate: Benzo(a)pyrene d12	97.0		50-150	%	07-NOV-12	21-NOV-12	R2479462

* Refer to Referenced Information for Qualifiers (if any) and Methodology.

ALS ENVIRONMENTAL ANALYTICAL REPORT

Sample Details/Parameters	Result	Qualifier*	D.L.	Units	Extracted	Analyzed	Batch
L1196386-60 GL-LKWH9-OR							
Sampled By: ST,HC,JH on 13-AUG-12 @ 15:15							
Matrix: TISSUE							
CCME PAHs							
Surrogate: Benzo(g,h,i)perylene d12	86.0		40-130	%	07-NOV-12	21-NOV-12	R2479462
L1196386-61 GL-LKWH10-MT							
Sampled By: ST,HC,JH on 13-AUG-12 @ 15:30							
Matrix: TISSUE							
Metals in Tissue (Wet Weight) low level							
Metals in Tissue by ICPMS wet weight							
Antimony (Sb)-Total	<0.010		0.010	mg/kg		25-SEP-12	R2441288
Arsenic (As)-Total	0.063		0.010	mg/kg		25-SEP-12	R2441288
Barium (Ba)-Total	0.078		0.020	mg/kg		25-SEP-12	R2441288
Beryllium (Be)-Total	<0.10		0.10	mg/kg		25-SEP-12	R2441288
Bismuth (Bi)-Total	<0.060		0.060	mg/kg		25-SEP-12	R2441288
Cadmium (Cd)-Total	<0.0060		0.0060	mg/kg		25-SEP-12	R2441288
Cobalt (Co)-Total	<0.020		0.020	mg/kg		25-SEP-12	R2441288
Copper (Cu)-Total	0.127		0.040	mg/kg		25-SEP-12	R2441288
Lead (Pb)-Total	<0.020		0.020	mg/kg		25-SEP-12	R2441288
Lithium (Li)-Total	<0.10		0.10	mg/kg		25-SEP-12	R2441288
Magnesium (Mg)-Total	269		1.0	mg/kg		25-SEP-12	R2441288
Manganese (Mn)-Total	0.143		0.010	mg/kg		25-SEP-12	R2441288
Molybdenum (Mo)-Total	<0.010		0.010	mg/kg		25-SEP-12	R2441288
Nickel (Ni)-Total	0.021		0.020	mg/kg		25-SEP-12	R2441288
Selenium (Se)-Total	0.179		0.060	mg/kg		25-SEP-12	R2441288
Strontium (Sr)-Total	0.071		0.010	mg/kg		25-SEP-12	R2441288
Thallium (Tl)-Total	<0.010		0.010	mg/kg		25-SEP-12	R2441288
Tin (Sn)-Total	<0.050		0.050	mg/kg		25-SEP-12	R2441288
Uranium (U)-Total	<0.0020		0.0020	mg/kg		25-SEP-12	R2441288
Vanadium (V)-Total	<0.10		0.10	mg/kg		25-SEP-12	R2441288
Metals in Tissue by ICPOES wet weight							
Aluminum (Al)-Total	<2.0		2.0	mg/kg		22-SEP-12	R2441702
Calcium (Ca)-Total	88.7		2.0	mg/kg		22-SEP-12	R2441702
Chromium (Cr)-Total	<0.050		0.050	mg/kg		22-SEP-12	R2441702
Iron (Fe)-Total	2.0		1.0	mg/kg		22-SEP-12	R2441702
Phosphorus (P)-Total	2030		5.0	mg/kg		22-SEP-12	R2441702
Potassium (K)-Total	3810		20	mg/kg		22-SEP-12	R2441702
Sodium (Na)-Total	207		20	mg/kg		22-SEP-12	R2441702
Titanium (Ti)-Total	<0.10		0.10	mg/kg		22-SEP-12	R2441702
Zinc (Zn)-Total	2.59		0.10	mg/kg		22-SEP-12	R2441702
Miscellaneous Parameters							
% Moisture	<0.10		0.10	%		07-SEP-12	R2431485
Mercury (Hg)-Total	0.0339		0.0020	mg/kg	20-SEP-12	21-SEP-12	R2440897
Silver (Ag)-Total	<0.050		0.050	mg/kg		25-SEP-12	R2441288
L1196386-62 GL-LKWH10-OR							
Sampled By: ST,HC,JH on 13-AUG-12 @ 15:45							
Matrix: TISSUE							
CCME BTEX,F1-F4 (Silica gel cleanup)							
BTEX and F1 (C6-C10)							
Benzene	<0.0050		0.0050	mg/kg	29-AUG-12	07-SEP-12	R2428639
Toluene	<0.050		0.050	mg/kg	29-AUG-12	07-SEP-12	R2428639
Ethylbenzene	<0.015		0.015	mg/kg	29-AUG-12	07-SEP-12	R2428639
o-Xylene	<0.050		0.050	mg/kg	29-AUG-12	07-SEP-12	R2428639
m+p-Xylene	<0.050		0.050	mg/kg	29-AUG-12	07-SEP-12	R2428639

* Refer to Referenced Information for Qualifiers (if any) and Methodology.

ALS ENVIRONMENTAL ANALYTICAL REPORT

Sample Details/Parameters	Result	Qualifier*	D.L.	Units	Extracted	Analyzed	Batch
L1196386-62 GL-LKWH10-OR							
Sampled By: ST,HC,JH on 13-AUG-12 @ 15:45							
Matrix: TISSUE							
BTEX and F1 (C6-C10)							
Xylenes	<0.10		0.10	mg/kg	29-AUG-12	07-SEP-12	R2428639
CCME Total Extractable Hydrocarbons							
Surrogate: 2-Bromobenzotrifluoride	107.0		70-130	%	09-SEP-12	09-SEP-12	R2433111
Prep/Analysis Dates					09-SEP-12	09-SEP-12	R2433111
CCME Total Hydrocarbons							
F1 (C6-C10)	<10		10	mg/kg		10-SEP-12	
F1-BTEX	<10		10	mg/kg		10-SEP-12	
F2 (C10-C16)	<5.0		5.0	mg/kg		10-SEP-12	
F3 (C16-C34)	<5.0		5.0	mg/kg		10-SEP-12	
F4 (C34-C50)	<5.0		5.0	mg/kg		10-SEP-12	
Total Hydrocarbons (C6-C50)	<10		10	mg/kg		10-SEP-12	
Chromatogram to baseline at nC50	YES					10-SEP-12	
Miscellaneous Parameters							
% Moisture	<0.10		0.10	%		29-AUG-12	R2426158
CCME PAHs							
Naphthalene	<0.050		0.050	mg/kg wwt	07-NOV-12	21-NOV-12	R2479462
Acenaphthene	<0.010		0.010	mg/kg wwt	07-NOV-12	21-NOV-12	R2479462
Fluorene	<0.010		0.010	mg/kg wwt	07-NOV-12	21-NOV-12	R2479462
Phenanthrene	<0.010		0.010	mg/kg wwt	07-NOV-12	21-NOV-12	R2479462
Anthracene	<0.010		0.010	mg/kg wwt	07-NOV-12	21-NOV-12	R2479462
Fluoranthene	<0.010		0.010	mg/kg wwt	07-NOV-12	21-NOV-12	R2479462
Pyrene	<0.010		0.010	mg/kg wwt	07-NOV-12	21-NOV-12	R2479462
Benzo(a)anthracene	<0.010		0.010	mg/kg wwt	07-NOV-12	21-NOV-12	R2479462
Chrysene	<0.010		0.010	mg/kg wwt	07-NOV-12	21-NOV-12	R2479462
Benzo(b&j)fluoranthene	<0.010		0.010	mg/kg wwt	07-NOV-12	21-NOV-12	R2479462
Benzo(k)fluoranthene	<0.010		0.010	mg/kg wwt	07-NOV-12	21-NOV-12	R2479462
Benzo(a)pyrene	<0.010		0.010	mg/kg wwt	07-NOV-12	21-NOV-12	R2479462
Indeno(1,2,3-cd)pyrene	<0.010		0.010	mg/kg wwt	07-NOV-12	21-NOV-12	R2479462
Dibenzo(a,h)anthracene	<0.010		0.010	mg/kg wwt	07-NOV-12	21-NOV-12	R2479462
Surrogate: Naphthalene d8	84.0		30-130	%	07-NOV-12	21-NOV-12	R2479462
Surrogate: Acenaphthylene d8	97.0		50-150	%	07-NOV-12	21-NOV-12	R2479462
Surrogate: Phenanthrene d10	99.0		50-150	%	07-NOV-12	21-NOV-12	R2479462
Surrogate: Pyrene d10	92.0		50-150	%	07-NOV-12	21-NOV-12	R2479462
Surrogate: Benzo(a)pyrene d12	96.0		50-150	%	07-NOV-12	21-NOV-12	R2479462
Surrogate: Benzo(g,h,i)perylene d12	87.0		40-130	%	07-NOV-12	21-NOV-12	R2479462

* Refer to Referenced Information for Qualifiers (if any) and Methodology.

Reference Information

Sample Parameter Qualifier Key:

Qualifier	Description
B	Method Blank exceeds ALS DQO. All associated sample results are at least 5 times greater than blank levels and are considered reliable.
DUP-H	Duplicate results outside ALS DQO, due to sample heterogeneity.
SOL:MI	Surrogate recovery outside acceptable limits due to matrix interference

Test Method References:

ALS Test Code	Matrix	Test Description	Method Reference**
AG-WET-MS-ED	Tissue	Silver in Tissue by ICPMS wet weight	EPA 200.3/200.8-ICPMS
BTX,F1-ED	Soil	BTEX and F1 (C6-C10)	CCME CWS-PHC Dec-2000 - Pub# 1310
ETL-TEH-CCME-ED	Soil	CCME Total Extractable Hydrocarbons	CCME CWS-PHC Dec-2000 - Pub# 1310
ETL-TVH,TEH-CCME-ED	Soil	CCME Total Hydrocarbons	CCME CWS-PHC Dec-2000 - Pub# 1310

Analytical methods used for analysis of CCME Petroleum Hydrocarbons have been validated and comply with the Reference Method for the CWS PHC.

Hydrocarbon results are expressed on a dry weight basis.

In cases where results for both F4 and F4G are reported, the greater of the two results must be used in any application of the CWS PHC guidelines and the gravimetric heavy hydrocarbons cannot be added to the C6 to C50 hydrocarbons.
In samples where BTEX and F1 were analyzed , F1-BTEX represents a value where the sum of Benzene, Toluene, Ethylbenzene and total Xylenes has been subtracted from F1.

In samples where PAHs, F2 and F3 were analyzed, F2-Naphth represents the result where Naphthalene has been subtracted from F2. F3-PAH represents a result where the sum of Benzo(a)anthracene, Benzo(a)pyrene, Benzo(b)fluoranthene, Benzo(k)fluoranthene, Dibenzo(a,h)anthracene, Fluoranthene, Indeno(1,2,3-cd)pyrene, Phenanthrene, and Pyrene has been subtracted from F3.

Unless otherwise qualified, the following quality control criteria have been met for the F1 hydrocarbon range:
1. All extraction and analysis holding times were met.
2. Instrument performance showing response factors for C6 and C10 within 30% of the response factor for toluene.
3. Linearity of gasoline response within 15% throughout the calibration range.

Unless otherwise qualified, the following quality control criteria have been met for the F2-F4 hydrocarbon ranges:
1. All extraction and analysis holding times were met.
2. Instrument performance showing C10, C16 and C34 response factors within 10% of their average.
3. Instrument performance showing the C50 response factor within 30% of the average of the C10, C16 and C34 response factors.
4. Linearity of diesel or motor oil response within 15% throughout the calibration range.

HG-WET-CVAA-ED	Tissue	Mercury in Tissue by CVAA, Wet weight	EPA 200.3 / EPA 245.1
MET-WET-L-ICP-ED	Tissue	Metals in Tissue by ICPOES wet weight	EPA 200.3/200.7-ICPOES
MET-WET-L-MS-ED	Tissue	Metals in Tissue by ICPMS wet weight	EPA 200.3/200.8-ICPMS
PAH-CCME-SC-ED	Tissue	CCME PAHs	EPA 3640/8270
Results are reported on a wet weight basis			
PREP-MOISTURE-ED	Soil	% Moisture	Oven dry 105C-Gravimetric
PREP-MOISTURE-ED	Tissue	% Moisture	Oven dry 105C-Gravimetric

** ALS test methods may incorporate modifications from specified reference methods to improve performance.

The last two letters of the above test code(s) indicate the laboratory that performed analytical analysis for that test. Refer to the list below:

Laboratory Definition Code	Laboratory Location
ED	ALS ENVIRONMENTAL - EDMONTON, ALBERTA, CANADA

Chain of Custody Numbers:

10-205232 10-248730 10-248731 10-248739 10-248740
10-248741

Reference Information

Test Method References:

ALS Test Code	Matrix	Test Description	Method Reference**

GLOSSARY OF REPORT TERMS

Surrogates are compounds that are similar in behaviour to target analyte(s), but that do not normally occur in environmental samples. For applicable tests, surrogates are added to samples prior to analysis as a check on recovery. In reports that display the D.L. column, laboratory objectives for surrogates are listed there.
mg/kg - milligrams per kilogram based on dry weight of sample
mg/kg wwt - milligrams per kilogram based on wet weight of sample
mg/kg lwt - milligrams per kilogram based on lipid-adjusted weight
mg/L - unit of concentration based on volume, parts per million.
< - Less than.
D.L. - The reporting limit.
N/A - Result not available. Refer to qualifier code and definition for explanation.

Test results reported relate only to the samples as received by the laboratory.
UNLESS OTHERWISE STATED, ALL SAMPLES WERE RECEIVED IN ACCEPTABLE CONDITION.
Analytical results in unsigned test reports with the DRAFT watermark are subject to change, pending final QC review.

Quality Control Report

Workorder: L1196386 Report Date: 22-NOV-12

Client: AMEC Environment and Infrastructure
140 QUARRY PARK BLVD SE
CALGARY AB T2C 3G3
Contact: RYAN FAULTER

Test	Matrix	Reference	Result	Qualifier	Units	RPD	Limit	Analyzed
BTX,F1-ED	**Soil**							
Batch R2428639								
WG1536534-2 LCS								
Benzene			85.4		%		70-130	07-SEP-12
Toluene			82.5		%		70-130	07-SEP-12
Ethylbenzene			77.1		%		70-130	07-SEP-12
o-Xylene			83.0		%		70-130	07-SEP-12
m+p-Xylene			73.0		%		70-130	07-SEP-12
WG1536534-3 LCS								
F1(C6-C10)			129.6		%		70-130	07-SEP-12
WG1536534-1 MB								
Benzene			<0.0050		mg/kg		0.005	07-SEP-12
Toluene			<0.050		mg/kg		0.05	07-SEP-12
Ethylbenzene			<0.015		mg/kg		0.015	07-SEP-12
o-Xylene			<0.050		mg/kg		0.05	07-SEP-12
m+p-Xylene			<0.050		mg/kg		0.05	07-SEP-12
F1(C6-C10)			<10		mg/kg		10	07-SEP-12
ETL-TEH-CCME-ED	**Soil**							
Batch R2433111								
WG1543291-1 MB								
F2 (C10-C16)			<5.0		mg/kg		5	09-SEP-12
F3 (C16-C34)			<5.0		mg/kg		5	09-SEP-12
F4 (C34-C50)			<5.0		mg/kg		5	09-SEP-12
Surrogate: 2-Bromobenzotrifluoride			109.6		%		70-130	09-SEP-12
PREP-MOISTURE-ED	**Soil**							
Batch R2426158								
WG1536544-2 LCS								
% Moisture			99.0		%		90-110	29-AUG-12
WG1536544-1 MB								
% Moisture			<0.10		%		0.1	29-AUG-12
AG-WET-MS-ED	**Tissue**							
Batch R2441288								
WG1549639-1 MB								
Silver (Ag)-Total			<0.050		mg/kg		0.05	21-SEP-12
WG1549639-2 MB								
Silver (Ag)-Total			<0.050		mg/kg		0.05	21-SEP-12

ALS Environmental

Quality Control Report

Workorder: L1196386 Report Date: 22-NOV-12

Client: AMEC Environment and Infrastructure
140 QUARRY PARK BLVD SE
CALGARY AB T2C 3G3
Contact: RYAN FAULTER

Test	Matrix	Reference	Result	Qualifier	Units	RPD	Limit	Analyzed
AG-WET-MS-ED	**Tissue**							
Batch R2444712								
WG1547926-3 CRM		**DOLT-4_LIVER**						
Silver (Ag)-Total			99.7		%		70-130	23-SEP-12
WG1547926-5 DUP		**L1196386-5**						
Silver (Ag)-Total		<0.050	<0.050	RPD-NA	mg/kg	N/A	35	23-SEP-12
WG1547926-6 DUP		**L1196386-7**						
Silver (Ag)-Total		<0.050	<0.050	RPD-NA	mg/kg	N/A	35	23-SEP-12
WG1547926-1 MB								
Silver (Ag)-Total			<0.050		mg/kg		0.05	23-SEP-12
WG1547926-2 MB								
Silver (Ag)-Total			<0.050		mg/kg		0.05	23-SEP-12
HG-WET-CVAA-ED	**Tissue**							
Batch R2439633								
WG1547926-3 CRM		**DOLT-4_LIVER**						
Mercury (Hg)-Total			95.6		%		70-130	20-SEP-12
WG1547926-4 CRM		**DORM-3_FISH**						
Mercury (Hg)-Total			82.9		%		70-130	20-SEP-12
WG1547926-5 DUP		**L1196386-5**						
Mercury (Hg)-Total		0.0528	0.0531		mg/kg	0.6	35	20-SEP-12
WG1547926-6 DUP		**L1196386-7**						
Mercury (Hg)-Total		0.201	0.197		mg/kg	2.4	35	20-SEP-12
WG1547926-1 MB								
Mercury (Hg)-Total			<0.0020		mg/kg		0.002	20-SEP-12
WG1547926-2 MB								
Mercury (Hg)-Total			<0.0020		mg/kg		0.002	20-SEP-12
Batch R2440897								
WG1549639-3 CRM		**DORM-3_FISH**						
Mercury (Hg)-Total			76.8		%		70-130	21-SEP-12
WG1549639-4 CRM		**DOLT-4_LIVER**						
Mercury (Hg)-Total			93.1		%		70-130	21-SEP-12
WG1549639-1 MB								
Mercury (Hg)-Total			<0.0020		mg/kg		0.002	21-SEP-12
WG1549639-2 MB								
Mercury (Hg)-Total			<0.0020		mg/kg		0.002	21-SEP-12
MET-WET-L-ICP-ED	**Tissue**							
Batch R2441702								
WG1549639-3 CRM		**DORM-3_FISH**						
Iron (Fe)-Total			99.9		%		70-130	22-SEP-12

Quality Control Report

Workorder: L1196386 Report Date: 22-NOV-12

Client: AMEC Environment and Infrastructure
140 QUARRY PARK BLVD SE
CALGARY AB T2C 3G3
Contact: RYAN FAULTER

Test	Matrix	Reference	Result	Qualifier	Units	RPD	Limit	Analyzed
MET-WET-L-ICP-ED	**Tissue**							
Batch R2441702								
WG1549639-3 CRM		**DORM-3_FISH**						
Zinc (Zn)-Total			92.9		%		70-130	22-SEP-12
WG1549639-4 CRM		**DOLT-4_LIVER**						
Iron (Fe)-Total			93.5		%		70-130	22-SEP-12
Zinc (Zn)-Total			96.4		%		70-130	22-SEP-12
WG1549639-1 MB								
Aluminum (Al)-Total			<2.0		mg/kg		2	22-SEP-12
Calcium (Ca)-Total			<2.0		mg/kg		2	22-SEP-12
Chromium (Cr)-Total			<0.050		mg/kg		0.05	22-SEP-12
Iron (Fe)-Total			<1.0		mg/kg		1	22-SEP-12
Phosphorus (P)-Total			<5.0		mg/kg		5	22-SEP-12
Potassium (K)-Total			<20		mg/kg		20	22-SEP-12
Sodium (Na)-Total			<20		mg/kg		20	22-SEP-12
Titanium (Ti)-Total			<0.10		mg/kg		0.1	22-SEP-12
Zinc (Zn)-Total			<0.10		mg/kg		0.1	22-SEP-12
WG1549639-2 MB								
Aluminum (Al)-Total			<2.0		mg/kg		2	22-SEP-12
Calcium (Ca)-Total			<2.0		mg/kg		2	22-SEP-12
Chromium (Cr)-Total			<0.050		mg/kg		0.05	22-SEP-12
Iron (Fe)-Total			<1.0		mg/kg		1	22-SEP-12
Phosphorus (P)-Total			<5.0		mg/kg		5	22-SEP-12
Potassium (K)-Total			<20		mg/kg		20	22-SEP-12
Sodium (Na)-Total			<20		mg/kg		20	22-SEP-12
Titanium (Ti)-Total			<0.10		mg/kg		0.1	22-SEP-12
Zinc (Zn)-Total			<0.10		mg/kg		0.1	22-SEP-12
Batch R2442459								
WG1547926-3 CRM		**DOLT-4_LIVER**						
Iron (Fe)-Total			91.3		%		70-130	24-SEP-12
Zinc (Zn)-Total			99.7		%		70-130	24-SEP-12
WG1547926-4 CRM		**DORM-3_FISH**						
Iron (Fe)-Total			90.6		%		70-130	24-SEP-12
Zinc (Zn)-Total			93.8		%		70-130	24-SEP-12
WG1547926-5 DUP		**L1196386-5**						
Aluminum (Al)-Total		<2.0	<2.0	RPD-NA	mg/kg	N/A	35	24-SEP-12
Calcium (Ca)-Total		93.1	194	DUP-H	mg/kg	70	35	24-SEP-12
Chromium (Cr)-Total		0.052	<0.050	RPD-NA	mg/kg	N/A	35	24-SEP-12

Quality Control Report

Workorder: L1196386 Report Date: 22-NOV-12

Client: AMEC Environment and Infrastructure
140 QUARRY PARK BLVD SE
CALGARY AB T2C 3G3
Contact: RYAN FAULTER

Test	Matrix	Reference	Result	Qualifier	Units	RPD	Limit	Analyzed
MET-WET-L-ICP-ED	**Tissue**							
Batch R2442459								
WG1547926-5 DUP		**L1196386-5**						
Iron (Fe)-Total		1.8	1.6		mg/kg	13	35	24-SEP-12
Sodium (Na)-Total		214	208		mg/kg	3.1	35	24-SEP-12
Titanium (Ti)-Total		<0.10	<0.10	RPD-NA	mg/kg	N/A	35	24-SEP-12
Zinc (Zn)-Total		3.56	3.54		mg/kg	0.5	35	24-SEP-12
WG1547926-6 DUP		**L1196386-7**						
Aluminum (Al)-Total		<2.0	<2.0	RPD-NA	mg/kg	N/A	35	24-SEP-12
Calcium (Ca)-Total		93.5	97.5		mg/kg	4.2	35	24-SEP-12
Chromium (Cr)-Total		0.073	0.097		mg/kg	28	35	24-SEP-12
Iron (Fe)-Total		2.1	2.5		mg/kg	16	35	24-SEP-12
Sodium (Na)-Total		211	222		mg/kg	5.2	35	24-SEP-12
Titanium (Ti)-Total		<0.10	<0.10	RPD-NA	mg/kg	N/A	35	24-SEP-12
Zinc (Zn)-Total		2.84	3.09		mg/kg	8.3	35	24-SEP-12
WG1547926-1 MB								
Aluminum (Al)-Total			<2.0		mg/kg		2	24-SEP-12
Calcium (Ca)-Total			<2.0		mg/kg		2	24-SEP-12
Chromium (Cr)-Total			<0.050		mg/kg		0.05	24-SEP-12
Iron (Fe)-Total			<1.0		mg/kg		1	24-SEP-12
Phosphorus (P)-Total			<5.0		mg/kg		5	24-SEP-12
Potassium (K)-Total			<20		mg/kg		20	24-SEP-12
Sodium (Na)-Total			<20		mg/kg		20	24-SEP-12
Titanium (Ti)-Total			<0.10		mg/kg		0.1	24-SEP-12
Zinc (Zn)-Total			<0.10		mg/kg		0.1	25-SEP-12
WG1547926-2 MB								
Aluminum (Al)-Total			<2.0		mg/kg		2	24-SEP-12
Calcium (Ca)-Total			<2.0		mg/kg		2	24-SEP-12
Chromium (Cr)-Total			<0.050		mg/kg		0.05	24-SEP-12
Iron (Fe)-Total			<1.0		mg/kg		1	24-SEP-12
Phosphorus (P)-Total			<5.0		mg/kg		5	24-SEP-12
Potassium (K)-Total			<20		mg/kg		20	24-SEP-12
Sodium (Na)-Total			<20		mg/kg		20	24-SEP-12
Titanium (Ti)-Total			<0.10		mg/kg		0.1	24-SEP-12
MET-WET-L-MS-ED	**Tissue**							

Quality Control Report

Workorder: L1196386 Report Date: 22-NOV-12

Client: AMEC Environment and Infrastructure
140 QUARRY PARK BLVD SE
CALGARY AB T2C 3G3
Contact: RYAN FAULTER

Test	Matrix	Reference	Result	Qualifier	Units	RPD	Limit	Analyzed
MET-WET-L-MS-ED	**Tissue**							
Batch R2441288								
WG1549639-1 MB								
Antimony (Sb)-Total			<0.010		mg/kg		0.01	21-SEP-12
Arsenic (As)-Total			<0.010		mg/kg		0.01	21-SEP-12
Barium (Ba)-Total			<0.020		mg/kg		0.02	21-SEP-12
Beryllium (Be)-Total			<0.10		mg/kg		0.1	21-SEP-12
Bismuth (Bi)-Total			<0.060		mg/kg		0.06	21-SEP-12
Cadmium (Cd)-Total			<0.0060		mg/kg		0.006	21-SEP-12
Cobalt (Co)-Total			<0.020		mg/kg		0.02	21-SEP-12
Copper (Cu)-Total			<0.040		mg/kg		0.04	21-SEP-12
Lead (Pb)-Total			<0.020		mg/kg		0.02	21-SEP-12
Lithium (Li)-Total			<0.10		mg/kg		0.1	21-SEP-12
Magnesium (Mg)-Total			<1.0		mg/kg		1	21-SEP-12
Manganese (Mn)-Total			<0.010		mg/kg		0.01	21-SEP-12
Molybdenum (Mo)-Total			<0.010		mg/kg		0.01	21-SEP-12
Nickel (Ni)-Total			<0.010		mg/kg		0.01	21-SEP-12
Selenium (Se)-Total			<0.060		mg/kg		0.06	21-SEP-12
Strontium (Sr)-Total			<0.010		mg/kg		0.01	21-SEP-12
Thallium (Tl)-Total			<0.010		mg/kg		0.01	21-SEP-12
Tin (Sn)-Total			<0.050		mg/kg		0.05	21-SEP-12
Uranium (U)-Total			<0.0020		mg/kg		0.002	21-SEP-12
Vanadium (V)-Total			<0.010		mg/kg		0.01	21-SEP-12
WG1549639-2 MB								
Antimony (Sb)-Total			<0.010		mg/kg		0.01	21-SEP-12
Arsenic (As)-Total			<0.010		mg/kg		0.01	21-SEP-12
Barium (Ba)-Total			<0.020		mg/kg		0.02	21-SEP-12
Beryllium (Be)-Total			<0.10		mg/kg		0.1	21-SEP-12
Bismuth (Bi)-Total			<0.060		mg/kg		0.06	21-SEP-12
Cadmium (Cd)-Total			<0.0060		mg/kg		0.006	21-SEP-12
Cobalt (Co)-Total			<0.020		mg/kg		0.02	21-SEP-12
Copper (Cu)-Total			<0.040		mg/kg		0.04	21-SEP-12
Lead (Pb)-Total			<0.020		mg/kg		0.02	21-SEP-12
Lithium (Li)-Total			<0.10		mg/kg		0.1	21-SEP-12
Magnesium (Mg)-Total			<1.0		mg/kg		1	21-SEP-12
Manganese (Mn)-Total			<0.010		mg/kg		0.01	21-SEP-12
Molybdenum (Mo)-Total			<0.010		mg/kg		0.01	21-SEP-12

ALS Environmental

Quality Control Report

Workorder: L1196386 Report Date: 22-NOV-12

Client: AMEC Environment and Infrastructure
140 QUARRY PARK BLVD SE
CALGARY AB T2C 3G3
Contact: RYAN FAULTER

Test	Matrix	Reference	Result	Qualifier	Units	RPD	Limit	Analyzed
MET-WET-L-MS-ED	**Tissue**							
Batch R2441288								
WG1549639-2 MB								
Nickel (Ni)-Total			<0.010		mg/kg		0.01	21-SEP-12
Selenium (Se)-Total			<0.060		mg/kg		0.06	21-SEP-12
Strontium (Sr)-Total			<0.010		mg/kg		0.01	21-SEP-12
Thallium (Tl)-Total			<0.010		mg/kg		0.01	21-SEP-12
Tin (Sn)-Total			<0.050		mg/kg		0.05	21-SEP-12
Uranium (U)-Total			<0.0020		mg/kg		0.002	21-SEP-12
Vanadium (V)-Total			<0.010		mg/kg		0.01	21-SEP-12
Batch R2444712								
WG1547926-3 CRM		**DOLT-4_LIVER**						
Arsenic (As)-Total			93.8		%		70-130	23-SEP-12
Cadmium (Cd)-Total			97.6		%		70-130	23-SEP-12
Copper (Cu)-Total			104.9		%		70-130	23-SEP-12
Selenium (Se)-Total			113.4		%		70-130	23-SEP-12
WG1547926-4 CRM		**DORM-3_FISH**						
Arsenic (As)-Total			98.2		%		70-130	23-SEP-12
Cadmium (Cd)-Total			104.9		%		70-130	23-SEP-12
Copper (Cu)-Total			101.3		%		70-130	23-SEP-12
WG1547926-5 DUP		**L1196386-5**						
Antimony (Sb)-Total		<0.010	<0.010	RPD-NA	mg/kg	N/A	30	23-SEP-12
Arsenic (As)-Total		0.064	0.078		mg/kg	20	30	23-SEP-12
Barium (Ba)-Total		0.142	0.141		mg/kg	0.2	30	23-SEP-12
Beryllium (Be)-Total		<0.10	<0.10	RPD-NA	mg/kg	N/A	30	23-SEP-12
Bismuth (Bi)-Total		<0.060	<0.060	RPD-NA	mg/kg	N/A	30	23-SEP-12
Cadmium (Cd)-Total		<0.0060	<0.0060	RPD-NA	mg/kg	N/A	30	23-SEP-12
Cobalt (Co)-Total		<0.020	<0.020	RPD-NA	mg/kg	N/A	30	23-SEP-12
Copper (Cu)-Total		0.118	0.115		mg/kg	2.4	30	23-SEP-12
Lead (Pb)-Total		<0.020	<0.020	RPD-NA	mg/kg	N/A	30	23-SEP-12
Lithium (Li)-Total		<0.10	<0.10	RPD-NA	mg/kg	N/A	30	23-SEP-12
Magnesium (Mg)-Total		345	330		mg/kg	4.5	30	23-SEP-12
Manganese (Mn)-Total		0.113	0.108		mg/kg	4.0	30	23-SEP-12
Molybdenum (Mo)-Total		0.037	<0.010	DUP-H	mg/kg	N/A	30	23-SEP-12
Nickel (Ni)-Total		0.029	0.027		mg/kg	7.8	30	23-SEP-12
Selenium (Se)-Total		0.139	0.145		mg/kg	4.1	30	23-SEP-12
Strontium (Sr)-Total		0.016	0.043	DUP-H	mg/kg	0.026	0.02	23-SEP-12

ALS Environmental

Quality Control Report

Workorder: L1196386 Report Date: 22-NOV-12

Client: AMEC Environment and Infrastructure
140 QUARRY PARK BLVD SE
CALGARY AB T2C 3G3
Contact: RYAN FAULTER

Test	Matrix	Reference	Result	Qualifier	Units	RPD	Limit	Analyzed
MET-WET-L-MS-ED	**Tissue**							
Batch R2444712								
WG1547926-5 DUP		**L1196386-5**						
Thallium (Tl)-Total		<0.010	<0.010	RPD-NA	mg/kg	N/A	30	23-SEP-12
Tin (Sn)-Total		<0.050	<0.050	RPD-NA	mg/kg	N/A	30	23-SEP-12
Uranium (U)-Total		<0.0020	<0.0020	RPD-NA	mg/kg	N/A	30	23-SEP-12
Vanadium (V)-Total		<0.10	0.091		mg/kg	5.7	30	23-SEP-12
WG1547926-6 DUP		**L1196386-7**						
Antimony (Sb)-Total		<0.010	<0.010	RPD-NA	mg/kg	N/A	30	23-SEP-12
Arsenic (As)-Total		0.053	0.057		mg/kg	8.0	30	23-SEP-12
Barium (Ba)-Total		0.052	0.050		mg/kg	3.7	30	23-SEP-12
Beryllium (Be)-Total		<0.10	<0.10	RPD-NA	mg/kg	N/A	30	23-SEP-12
Bismuth (Bi)-Total		<0.060	<0.060	RPD-NA	mg/kg	N/A	30	23-SEP-12
Cadmium (Cd)-Total		<0.0060	<0.0060	RPD-NA	mg/kg	N/A	30	23-SEP-12
Cobalt (Co)-Total		<0.020	<0.020	RPD-NA	mg/kg	N/A	30	23-SEP-12
Copper (Cu)-Total		0.122	0.122		mg/kg	0.2	30	23-SEP-12
Lead (Pb)-Total		<0.020	<0.020	RPD-NA	mg/kg	N/A	30	23-SEP-12
Lithium (Li)-Total		<0.10	<0.10	RPD-NA	mg/kg	N/A	30	23-SEP-12
Magnesium (Mg)-Total		294	296		mg/kg	0.6	30	23-SEP-12
Manganese (Mn)-Total		0.067	0.067		mg/kg	0.5	30	23-SEP-12
Molybdenum (Mo)-Total		<0.010	<0.010	RPD-NA	mg/kg	N/A	30	23-SEP-12
Nickel (Ni)-Total		<0.020	0.015		mg/kg	3.7	30	23-SEP-12
Selenium (Se)-Total		0.132	0.132		mg/kg	0.3	30	23-SEP-12
Strontium (Sr)-Total		0.011	0.011		mg/kg	3.0	50	23-SEP-12
Thallium (Tl)-Total		<0.010	<0.010	RPD-NA	mg/kg	N/A	30	23-SEP-12
Tin (Sn)-Total		<0.050	<0.050	RPD-NA	mg/kg	N/A	30	23-SEP-12
Uranium (U)-Total		<0.0020	<0.0020	RPD-NA	mg/kg	N/A	30	23-SEP-12
Vanadium (V)-Total		<0.10	0.094		mg/kg	4.5	30	23-SEP-12
WG1547926-1 MB								
Antimony (Sb)-Total			<0.010		mg/kg		0.01	23-SEP-12
Arsenic (As)-Total			<0.010		mg/kg		0.01	23-SEP-12
Barium (Ba)-Total			<0.020		mg/kg		0.02	23-SEP-12
Beryllium (Be)-Total			<0.10		mg/kg		0.1	23-SEP-12
Bismuth (Bi)-Total			<0.060		mg/kg		0.06	23-SEP-12
Cadmium (Cd)-Total			<0.0060		mg/kg		0.006	23-SEP-12
Cobalt (Co)-Total			<0.020		mg/kg		0.02	23-SEP-12

Quality Control Report

Workorder: L1196386 Report Date: 22-NOV-12

Client: AMEC Environment and Infrastructure
140 QUARRY PARK BLVD SE
CALGARY AB T2C 3G3
Contact: RYAN FAULTER

Test	Matrix	Reference	Result	Qualifier	Units	RPD	Limit	Analyzed
MET-WET-L-MS-ED	**Tissue**							
Batch R2444712								
WG1547926-1 MB								
Copper (Cu)-Total			<0.040		mg/kg		0.04	23-SEP-12
Lead (Pb)-Total			<0.020		mg/kg		0.02	23-SEP-12
Lithium (Li)-Total			<0.10		mg/kg		0.1	23-SEP-12
Magnesium (Mg)-Total			3.1	B	mg/kg		1	23-SEP-12
Manganese (Mn)-Total			<0.010		mg/kg		0.01	23-SEP-12
Nickel (Ni)-Total			<0.010		mg/kg		0.01	23-SEP-12
Selenium (Se)-Total			<0.060		mg/kg		0.06	23-SEP-12
Strontium (Sr)-Total			<0.010		mg/kg		0.01	23-SEP-12
Thallium (Tl)-Total			<0.010		mg/kg		0.01	23-SEP-12
Tin (Sn)-Total			<0.050		mg/kg		0.05	23-SEP-12
Uranium (U)-Total			<0.0020		mg/kg		0.002	23-SEP-12
Vanadium (V)-Total			<0.010		mg/kg		0.01	23-SEP-12
WG1547926-2 MB								
Antimony (Sb)-Total			<0.010		mg/kg		0.01	23-SEP-12
Arsenic (As)-Total			<0.010		mg/kg		0.01	23-SEP-12
Barium (Ba)-Total			<0.020		mg/kg		0.02	23-SEP-12
Beryllium (Be)-Total			<0.10		mg/kg		0.1	23-SEP-12
Bismuth (Bi)-Total			<0.060		mg/kg		0.06	23-SEP-12
Cadmium (Cd)-Total			<0.0060		mg/kg		0.006	23-SEP-12
Cobalt (Co)-Total			<0.020		mg/kg		0.02	23-SEP-12
Copper (Cu)-Total			<0.040		mg/kg		0.04	23-SEP-12
Lead (Pb)-Total			<0.020		mg/kg		0.02	23-SEP-12
Lithium (Li)-Total			<0.10		mg/kg		0.1	23-SEP-12
Magnesium (Mg)-Total			<1.0		mg/kg		1	23-SEP-12
Manganese (Mn)-Total			<0.010		mg/kg		0.01	23-SEP-12
Molybdenum (Mo)-Total			<0.010		mg/kg		0.01	23-SEP-12
Nickel (Ni)-Total			<0.010		mg/kg		0.01	23-SEP-12
Selenium (Se)-Total			<0.060		mg/kg		0.06	23-SEP-12
Strontium (Sr)-Total			<0.010		mg/kg		0.01	23-SEP-12
Thallium (Tl)-Total			<0.010		mg/kg		0.01	23-SEP-12
Tin (Sn)-Total			<0.050		mg/kg		0.05	23-SEP-12
Uranium (U)-Total			<0.0020		mg/kg		0.002	23-SEP-12
Vanadium (V)-Total			<0.010		mg/kg		0.01	23-SEP-12
PAH-CCME-SC-ED	**Tissue**							

Quality Control Report

Workorder: L1196386 Report Date: 22-NOV-12

Client: AMEC Environment and Infrastructure
140 QUARRY PARK BLVD SE
CALGARY AB T2C 3G3
Contact: RYAN FAULTER

Test	Matrix	Reference	Result	Qualifier	Units	RPD	Limit	Analyzed
PAH-CCME-SC-ED	**Tissue**							
Batch	**R2477624**							
WG1581000-2	**LCS**							
Naphthalene			64.0		%		50-130	16-NOV-12
Acenaphthene			72.2		%		50-150	16-NOV-12
Fluorene			71.0		%		50-150	16-NOV-12
Phenanthrene			73.7		%		50-150	16-NOV-12
Anthracene			70.5		%		50-150	16-NOV-12
Fluoranthene			70.3		%		50-150	16-NOV-12
Pyrene			70.1		%		50-150	16-NOV-12
Benzo(a)anthracene			75.9		%		50-150	16-NOV-12
Chrysene			75.1		%		50-150	16-NOV-12
Benzo(b&j)fluoranthene			75.0		%		50-150	16-NOV-12
Benzo(k)fluoranthene			70.6		%		50-150	16-NOV-12
Benzo(a)pyrene			64.6		%		50-150	16-NOV-12
Indeno(1,2,3-cd)pyrene			73.7		%		50-150	16-NOV-12
Dibenzo(a,h)anthracene			72.6		%		50-150	16-NOV-12
WG1581000-1	**MB**							
Naphthalene			<0.050		mg/kg wwt		0.05	15-NOV-12
Acenaphthene			<0.010		mg/kg wwt		0.01	15-NOV-12
Fluorene			<0.010		mg/kg wwt		0.01	15-NOV-12
Phenanthrene			<0.010		mg/kg wwt		0.01	15-NOV-12
Anthracene			<0.010		mg/kg wwt		0.01	15-NOV-12
Fluoranthene			<0.010		mg/kg wwt		0.01	15-NOV-12
Pyrene			<0.010		mg/kg wwt		0.01	15-NOV-12
Benzo(a)anthracene			<0.010		mg/kg wwt		0.01	15-NOV-12
Chrysene			<0.010		mg/kg wwt		0.01	15-NOV-12
Benzo(b&j)fluoranthene			<0.010		mg/kg wwt		0.01	15-NOV-12
Benzo(k)fluoranthene			<0.010		mg/kg wwt		0.01	15-NOV-12
Benzo(a)pyrene			<0.010		mg/kg wwt		0.01	15-NOV-12
Indeno(1,2,3-cd)pyrene			<0.010		mg/kg wwt		0.01	15-NOV-12
Dibenzo(a,h)anthracene			<0.010		mg/kg wwt		0.01	15-NOV-12
Surrogate: Naphthalene d8			78.0		%		30-130	15-NOV-12
Surrogate: Acenaphthylene d8			90.0		%		50-150	15-NOV-12
Surrogate: Phenanthrene d10			90.0		%		50-150	15-NOV-12
Surrogate: Pyrene d10			84.0		%		50-150	15-NOV-12
Surrogate: Benzo(a)pyrene d12			75.0		%		50-150	15-NOV-12

Quality Control Report

Workorder: L1196386 Report Date: 22-NOV-12

Client: AMEC Environment and Infrastructure
140 QUARRY PARK BLVD SE
CALGARY AB T2C 3G3
Contact: RYAN FAULTER

Test	Matrix	Reference	Result	Qualifier	Units	RPD	Limit	Analyzed
PAH-CCME-SC-ED	**Tissue**							
Batch R2477624								
WG1581000-1 MB								
Surrogate: Benzo(g,h,i)perylene d12			84.0		%		40-130	15-NOV-12
WG1581000-3 MS		**L1196386-2**						
Naphthalene			79.7		%		50-150	16-NOV-12
Acenaphthene			89.4		%		50-150	16-NOV-12
Fluorene			86.4		%		50-150	16-NOV-12
Phenanthrene			87.5		%		50-150	16-NOV-12
Anthracene			86.0		%		50-150	16-NOV-12
Fluoranthene			82.3		%		50-150	16-NOV-12
Pyrene			81.4		%		50-150	16-NOV-12
Benzo(a)anthracene			89.3		%		50-150	16-NOV-12
Chrysene			87.1		%		50-150	16-NOV-12
Benzo(b&j)fluoranthene			91.3		%		50-150	16-NOV-12
Benzo(k)fluoranthene			82.4		%		50-150	16-NOV-12
Benzo(a)pyrene			80.6		%		50-150	16-NOV-12
Indeno(1,2,3-cd)pyrene			88.6		%		50-150	16-NOV-12
Dibenzo(a,h)anthracene			86.1		%		50-150	16-NOV-12
Batch R2479462								
WG1581781-3 DUP		**L1206789-1**						
Naphthalene		<0.050	<0.050	RPD-NA	mg/kg wwt	N/A	50	20-NOV-12
Acenaphthene		<0.010	<0.010	RPD-NA	mg/kg wwt	N/A	50	20-NOV-12
Fluorene		<0.010	<0.010	RPD-NA	mg/kg wwt	N/A	50	20-NOV-12
Phenanthrene		<0.010	<0.010	RPD-NA	mg/kg wwt	N/A	50	20-NOV-12
Anthracene		<0.010	<0.010	RPD-NA	mg/kg wwt	N/A	50	20-NOV-12
Fluoranthene		<0.010	<0.010	RPD-NA	mg/kg wwt	N/A	50	20-NOV-12
Pyrene		<0.010	<0.010	RPD-NA	mg/kg wwt	N/A	50	20-NOV-12
Benzo(a)anthracene		<0.010	<0.010	RPD-NA	mg/kg wwt	N/A	50	20-NOV-12
Chrysene		<0.010	<0.010	RPD-NA	mg/kg wwt	N/A	50	20-NOV-12
Benzo(b&j)fluoranthene		<0.010	<0.010	RPD-NA	mg/kg wwt	N/A	50	20-NOV-12
Benzo(k)fluoranthene		<0.010	<0.010	RPD-NA	mg/kg wwt	N/A	50	20-NOV-12
Benzo(a)pyrene		<0.010	<0.010	RPD-NA	mg/kg wwt	N/A	50	20-NOV-12
Indeno(1,2,3-cd)pyrene		<0.010	<0.010	RPD-NA	mg/kg wwt	N/A	50	20-NOV-12
Dibenzo(a,h)anthracene		<0.010	<0.010	RPD-NA	mg/kg wwt	N/A	50	20-NOV-12
WG1581781-2 LCS								
Naphthalene			84.6		%		50-130	20-NOV-12

Quality Control Report

Workorder: L1196386 Report Date: 22-NOV-12

Client: AMEC Environment and Infrastructure
140 QUARRY PARK BLVD SE
CALGARY AB T2C 3G3
Contact: RYAN FAULTER

Test	Matrix	Reference	Result	Qualifier	Units	RPD	Limit	Analyzed
PAH-CCME-SC-ED	**Tissue**							
Batch R2479462								
WG1581781-2 LCS								
Acenaphthene			94.9		%		50-150	20-NOV-12
Fluorene			92.6		%		50-150	20-NOV-12
Phenanthrene			94.4		%		50-150	20-NOV-12
Anthracene			89.4		%		50-150	20-NOV-12
Fluoranthene			89.5		%		50-150	20-NOV-12
Pyrene			89.1		%		50-150	20-NOV-12
Benzo(a)anthracene			95.8		%		50-150	20-NOV-12
Chrysene			95.5		%		50-150	20-NOV-12
Benzo(b&j)fluoranthene			96.4		%		50-150	20-NOV-12
Benzo(k)fluoranthene			91.5		%		50-150	20-NOV-12
Benzo(a)pyrene			88.5		%		50-150	20-NOV-12
Indeno(1,2,3-cd)pyrene			91.6		%		50-150	20-NOV-12
Dibenzo(a,h)anthracene			91.9		%		50-150	20-NOV-12
WG1581781-1 MB								
Naphthalene			<0.050		mg/kg wwt		0.05	20-NOV-12
Acenaphthene			<0.010		mg/kg wwt		0.01	20-NOV-12
Fluorene			<0.010		mg/kg wwt		0.01	20-NOV-12
Phenanthrene			<0.010		mg/kg wwt		0.01	20-NOV-12
Anthracene			<0.010		mg/kg wwt		0.01	20-NOV-12
Fluoranthene			<0.010		mg/kg wwt		0.01	20-NOV-12
Pyrene			<0.010		mg/kg wwt		0.01	20-NOV-12
Benzo(a)anthracene			<0.010		mg/kg wwt		0.01	20-NOV-12
Chrysene			<0.010		mg/kg wwt		0.01	20-NOV-12
Benzo(b&j)fluoranthene			<0.010		mg/kg wwt		0.01	20-NOV-12
Benzo(k)fluoranthene			<0.010		mg/kg wwt		0.01	20-NOV-12
Benzo(a)pyrene			<0.010		mg/kg wwt		0.01	20-NOV-12
Indeno(1,2,3-cd)pyrene			<0.010		mg/kg wwt		0.01	20-NOV-12
Dibenzo(a,h)anthracene			<0.010		mg/kg wwt		0.01	20-NOV-12
Surrogate: Naphthalene d8			77.0		%		30-130	20-NOV-12
Surrogate: Acenaphthylene d8			86.0		%		50-150	20-NOV-12
Surrogate: Phenanthrene d10			88.0		%		50-150	20-NOV-12
Surrogate: Pyrene d10			82.0		%		50-150	20-NOV-12
Surrogate: Benzo(a)pyrene d12			75.0		%		50-150	20-NOV-12
Surrogate: Benzo(g,h,i)perylene d12			72.0		%		40-130	20-NOV-12

Quality Control Report

Workorder: L1196386 Report Date: 22-NOV-12

Client: AMEC Environment and Infrastructure
140 QUARRY PARK BLVD SE
CALGARY AB T2C 3G3
Contact: RYAN FAULTER

Test	Matrix	Reference	Result	Qualifier	Units	RPD	Limit	Analyzed
PREP-MOISTURE-ED	**Tissue**							
Batch R2431485								
WG1541853-2 LCS								
% Moisture			100.0		%		50-150	07-SEP-12
WG1541853-1 MB								
% Moisture			<0.10		%		0.1	07-SEP-12

Quality Control Report

Workorder: L1196386 Report Date: 22-NOV-12

Client: AMEC Environment and Infrastructure
140 QUARRY PARK BLVD SE
CALGARY AB T2C 3G3
Contact: RYAN FAULTER

Legend:

Limit	ALS Control Limit (Data Quality Objectives)
DUP	Duplicate
RPD	Relative Percent Difference
N/A	Not Available
LCS	Laboratory Control Sample
SRM	Standard Reference Material
MS	Matrix Spike
MSD	Matrix Spike Duplicate
ADE	Average Desorption Efficiency
MB	Method Blank
IRM	Internal Reference Material
CRM	Certified Reference Material
CCV	Continuing Calibration Verification
CVS	Calibration Verification Standard
LCSD	Laboratory Control Sample Duplicate

Sample Parameter Qualifier Definitions:

Qualifier	Description
B	Method Blank exceeds ALS DQO. All associated sample results are at least 5 times greater than blank levels and are considered reliable.
DUP-H	Duplicate results outside ALS DQO, due to sample heterogeneity.
RPD-NA	Relative Percent Difference Not Available due to result(s) being less than detection limit.

Quality Control Report

Workorder: L1196386 Report Date: 22-NOV-12

Client: AMEC Environment and Infrastructure
140 QUARRY PARK BLVD SE
CALGARY AB T2C 3G3
Contact: RYAN FAULTER

Hold Time Exceedances:

ALS Product Description	Sample ID	Sampling Date	Date Processed	Rec. HT	Actual HT	Units	Qualifier
Volatile Organic Compounds							
BTEX and F1 (C6-C10)							
	2	16-AUG-12 11:15	29-AUG-12 00:00	7	13	days	EHT
	4	16-AUG-12 11:45	29-AUG-12 00:00	7	13	days	EHT
	6	16-AUG-12 12:15	29-AUG-12 00:00	7	12	days	EHT
	8	16-AUG-12 12:45	29-AUG-12 00:00	7	12	days	EHT
	10	16-AUG-12 13:15	29-AUG-12 00:00	7	12	days	EHT
	12	16-AUG-12 13:45	29-AUG-12 00:00	7	12	days	EHT
	14	16-AUG-12 14:30	29-AUG-12 00:00	7	12	days	EHT
	16	16-AUG-12 15:45	29-AUG-12 00:00	7	12	days	EHT
	18	16-AUG-12 16:45	29-AUG-12 00:00	7	12	days	EHT
	20	16-AUG-12 17:30	29-AUG-12 00:00	7	12	days	EHT
	21	18-AUG-12 15:00	29-AUG-12 00:00	7	10	days	EHT
	22	19-AUG-12 10:00	29-AUG-12 00:00	7	10	days	EHT
	24	14-AUG-12 11:45	29-AUG-12 00:00	7	15	days	EHT
	26	14-AUG-12 12:15	29-AUG-12 00:00	7	14	days	EHT
	28	14-AUG-12 12:45	29-AUG-12 00:00	7	14	days	EHT
	30	14-AUG-12 13:15	29-AUG-12 00:00	7	14	days	EHT
	32	14-AUG-12 13:45	29-AUG-12 00:00	7	14	days	EHT
	34	14-AUG-12 14:15	29-AUG-12 00:00	7	14	days	EHT
	36	14-AUG-12 14:45	29-AUG-12 00:00	7	14	days	EHT
	38	14-AUG-12 15:15	29-AUG-12 00:00	7	14	days	EHT
	44	13-AUG-12 11:15	29-AUG-12 00:00	7	16	days	EHTR
	46	13-AUG-12 11:45	29-AUG-12 00:00	7	16	days	EHTL
	48	13-AUG-12 12:15	29-AUG-12 00:00	7	15	days	EHTL
	50	13-AUG-12 12:45	29-AUG-12 00:00	7	15	days	EHTL
	52	13-AUG-12 13:15	29-AUG-12 00:00	7	15	days	EHTL
	54	13-AUG-12 13:45	29-AUG-12 00:00	7	15	days	EHTL
	56	13-AUG-12 14:15	29-AUG-12 00:00	7	15	days	EHTL
	58	13-AUG-12 14:45	29-AUG-12 00:00	7	15	days	EHTL
	60	13-AUG-12 15:15	29-AUG-12 00:00	7	15	days	EHTL
	62	13-AUG-12 15:45	29-AUG-12 00:00	7	15	days	EHTL
Hydrocarbons							
CCME Total Extractable Hydrocarbons							
	2	16-AUG-12 11:15	09-SEP-12	14	24	days	EHT
	4	16-AUG-12 11:45	09-SEP-12	14	24	days	EHT
	6	16-AUG-12 12:15	09-SEP-12	14	23	days	EHT
	8	16-AUG-12 12:45	09-SEP-12	14	23	days	EHT
	10	16-AUG-12 13:15	09-SEP-12	14	23	days	EHT
	12	16-AUG-12 13:45	09-SEP-12	14	23	days	EHT
	14	16-AUG-12 14:30	09-SEP-12	14	23	days	EHT
	16	16-AUG-12 15:45	09-SEP-12	14	23	days	EHT
	18	16-AUG-12 16:45	09-SEP-12	14	23	days	EHT
	20	16-AUG-12 17:30	09-SEP-12	14	23	days	EHT
	21	18-AUG-12 15:00	09-SEP-12	14	21	days	EHT
	22	19-AUG-12 10:00	09-SEP-12	14	21	days	EHT
	24	14-AUG-12 11:45	09-SEP-12	14	26	days	EHT
	26	14-AUG-12 12:15	09-SEP-12	14	25	days	EHT
	28	14-AUG-12 12:45	09-SEP-12	14	25	days	EHT
	30	14-AUG-12 13:15	09-SEP-12	14	25	days	EHT
	32	14-AUG-12 13:45	09-SEP-12	14	25	days	EHT
	34	14-AUG-12 14:15	09-SEP-12	14	25	days	EHT
	36	14-AUG-12 14:45	09-SEP-12	14	25	days	EHT
	38	14-AUG-12 15:15	09-SEP-12	14	25	days	EHT

Quality Control Report

Workorder: L1196386 Report Date: 22-NOV-12

Client: AMEC Environment and Infrastructure
140 QUARRY PARK BLVD SE
CALGARY AB T2C 3G3
Contact: RYAN FAULTER

Hold Time Exceedances:

ALS Product Description	Sample ID	Sampling Date	Date Processed	Rec. HT	Actual HT	Units	Qualifier
Hydrocarbons							
CCME Total Extractable Hydrocarbons							
	44	13-AUG-12 11:15	09-SEP-12	14	27	days	EHT
	46	13-AUG-12 11:45	09-SEP-12	14	27	days	EHT
	48	13-AUG-12 12:15	09-SEP-12	14	26	days	EHT
	50	13-AUG-12 12:45	09-SEP-12	14	26	days	EHT
	52	13-AUG-12 13:15	09-SEP-12	14	26	days	EHT
	54	13-AUG-12 13:45	09-SEP-12	14	26	days	EHT
	56	13-AUG-12 14:15	09-SEP-12	14	26	days	EHT
	58	13-AUG-12 14:45	09-SEP-12	14	26	days	EHT
	60	13-AUG-12 15:15	09-SEP-12	14	26	days	EHT
	62	13-AUG-12 15:45	09-SEP-12	14	26	days	EHT

Legend & Qualifier Definitions:

EHTR-FM:	Exceeded ALS recommended hold time prior to sample receipt. Field Measurement recommended.
EHTR:	Exceeded ALS recommended hold time prior to sample receipt.
EHTL:	Exceeded ALS recommended hold time prior to analysis. Sample was received less than 24 hours prior to expiry.
EHT:	Exceeded ALS recommended hold time prior to analysis.
Rec. HT:	ALS recommended hold time (see units).

Notes*:
Where actual sampling date is not provided to ALS, the date (& time) of receipt is used for calculation purposes.
Where actual sampling time is not provided to ALS, the earlier of 12 noon on the sampling date or the time (& date) of receipt is used for calculation purposes. Samples for L1196386 were received on 20-AUG-12 11:52.

ALS recommended hold times may vary by province. They are assigned to meet known provincial and/or federal government requirements. In the absence of regulatory hold times, ALS establishes recommendations based on guidelines published by the US EPA, APHA Standard Methods, or Environment Canada (where available). For more information, please contact ALS.

The ALS Quality Control Report is provided to ALS clients upon request. ALS includes comprehensive QC checks with every analysis to ensure our high standards of quality are met. Each QC result has a known or expected target value, which is compared against pre-determined data quality objectives to provide confidence in the accuracy of associated test results.

Please note that this report may contain QC results from anonymous Sample Duplicates and Matrix Spikes that do not originate from this Work Order.

Hydrocarbon Distribution Report

ALS Sample ID: **L1196386-2**
Client ID: **WL-WALL1-OR**

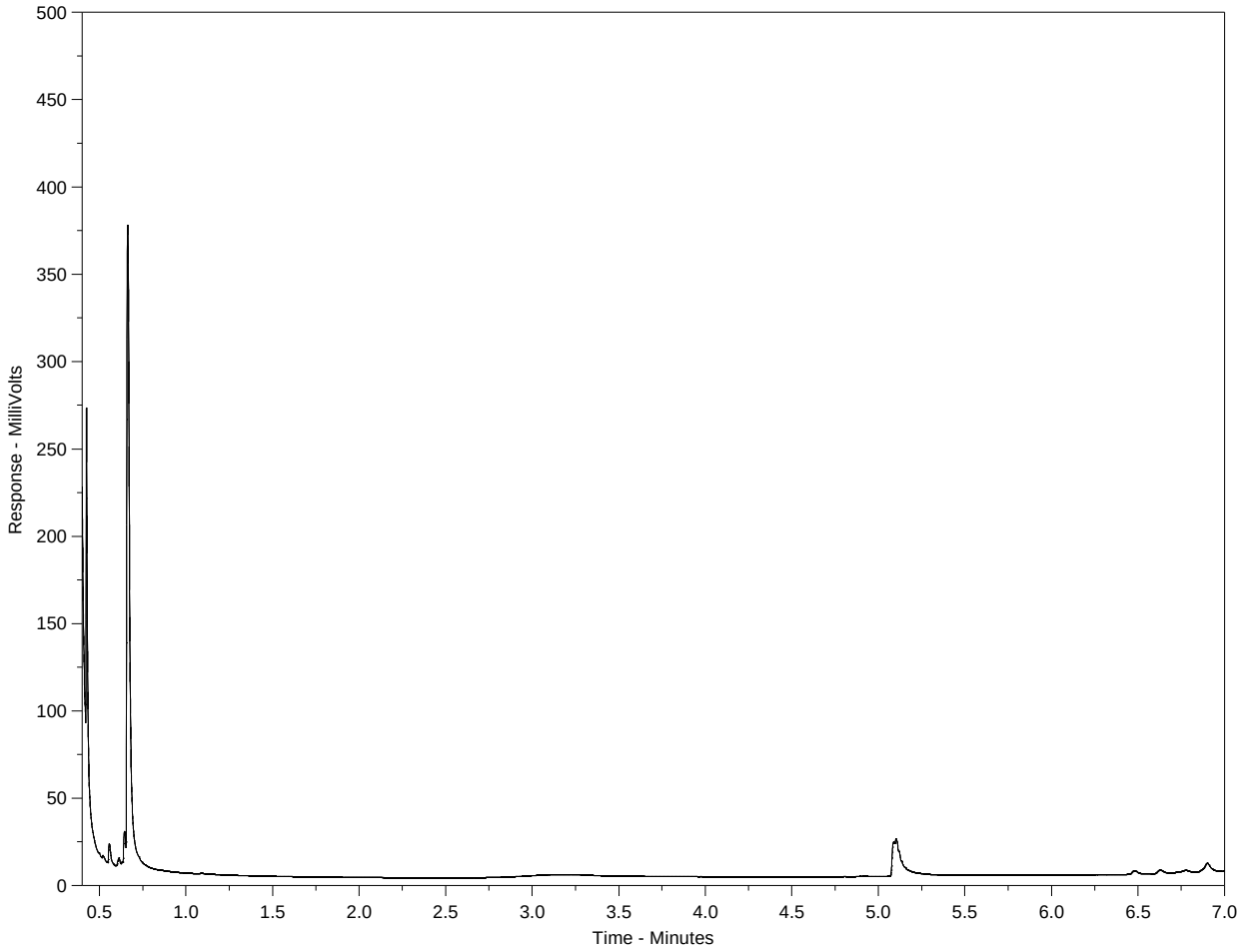

<---nC10----------nC16----------nC34----------nC50->
<----------Gasoline----------> <----------Heavy Oils---------->
|----------Diesel----------|

The Canada Wide Standard Hydrocarbon Distribution Report is intended to assist you in characterizing hydrocarbon products that may be present in your sample. The scale at the bottom of the chromatogram indicates the approximate retention times of common petroleum products as well as a number of specified n-alkane hydrocarbon marker compounds. Comparison of this report with those of reference standards may also assist in characterizing hydrocarbons present in the sample.

Peak heights in this report are a function of the sample concentration, the sample amount extracted, the sample dilution factor, and the scale at left.

Note: This chromatogram was produced with a high temperature GC method that is specific to the Canada-Wide Standard method (December 2007 version). Note that retention times and distribution profiles from reports produced using different GC programs will differ.

10-248140

L1196386-COFC

Chain of Custody / Analytical Request Form

Canada Toll Free: 1 800 668 9878

www.alsglobal.com

Page 1 of

Report To		Report Format / Distribution		Service Request: (Rush subject to availability - Contact ALS to confirm TAT)	
Company:	AMEC	Standard: ✓	Other (specify):	X	Regular (Standard Turnaround Times - Business Days)
Contact:	Ryan Faulter	Select: PDF ✓	Excel ✓ Digital Fax		Priority(2-4 Business Days)-50% surcharge - Contact ALS to confirm TAT
Address:	140 Quarry Park Blvd. Calgary, AB T2C 3G3	Email 1:	ryan.faulter@amec.com		Emergency (1-2 Business Days)-100% Surcharge - Contact ALS to confirm TAT
Phone:	403-852-4518 Fax:	Email 2:	jennifer.holm@amec.com		Same Day or Weekend Emergency - Contact ALS to confirm TAT
Invoice To	Same as Report ? (circle) Yes or No (if No, provide details)	**Client / Project Information**		**Analysis Request**	
	Copy of Invoice with Report? (circle) Yes or No	Job #:	CE03471.500	(Indicate Filtered or Preserved, F/P)	
Company:		PO / AFE:			
Contact:		LSD:			
Address:					
Phone:	Fax:	Quote #:			
Lab Work Order # (lab use only)		**ALS Contact:** M. Oliver	**Sampler:** ST/HC/JH.		

Sample #	Sample Identification (This description will appear on the report)	Date (dd-mmm-yy)	Time (hh:mm)	Sample Type	PAH-CCME-ED	MET-WET-I-ICP,HE-ED	HG-WET-CVAA-ED	AG-WET-MS-ED	BTX,FTVH,TEH-CCME-ED	Number of Containers
1	WL-WALL1-MT	16-Aug-12	11:00	TISSUE		X	X	X		
2	WL-WALL1-OR		11:15		X				X	
3	WL-WALL2-MT		11:30			X	X	X		
4	WL-WALL2-OR		11:45		X				X	
5	WL-WALL3-MT		12:00			X	X	X		
6	WL-WALL3-OR		12:15		X				X	
7	WL-WALL4-MT		12:30			X	X	X		
8	WL-WALL4-OR		12:45		X				X	
9	WL-WALL5-MT		13:00			X	X	X		
10	WL-WALL5-OR		13:15		X				X	
11	WL-WALL6-MT		13:30			X	X	X		
12	WL-WALL6-OR		13:45		X				X	

Special Instructions / Regulation with water or land use (CCME- Freshwater Aquatic Life/BC CSR-Commercial/AB Tier 1-Natural/ETC) / Hazardous Details

Failure to complete all portions of this form may delay analysis. Please fill in this form LEGIBLY.

By the use of this form the user acknowledges and agrees with the Terms and Conditions as specified on the back page of the white - report copy.

SHIPMENT RELEASE (client use)			SHIPMENT RECEPTION (lab use only)				SHIPMENT VERIFICATION (lab use only)			
Released by:	Date:	Time:	Received by:	Date:	Time:	Temperature:	Verified by:	Date:	Time:	Observations: Yes / No ? If Yes add SIF
	20-Aug-12	10:35		20 Aug 12	10:35	* °C				

REFER TO BACK PAGE FOR ALS LOCATIONS AND SAMPLING INFORMATION | WHITE - LABORATORY COPY | YELLOW - CLIENT COPY | GENF 18.01 Front

* on dry ice

10-248741

L1196386-COFC

Chain of Custody / Analytical Request Form

Canada Toll Free: 1 800 668 9878

www.alsglobal.com

Page 2 of 6

Report To		Report Format / Distribution		Service Request: (Rush subject to availability - Contact ALS to confirm TAT)	
Company:	AMEC	Standard:	✓ Other (specify):	X	Regular (Standard Turnaround Times - Business Days)
Contact:	Ryan Faulker	Select: PDF	X Excel X Digital Fax		Priority(2-4 Business Days)-50% surcharge - Contact ALS to confirm TAT
Address:	140 Quarry Park Blvd. Calgary, AB T2C 3G3	Email 1:	ryan.faulker@amec.com		Emergency (1-2 Business Days)-100% Surcharge - Contact ALS to confirm TAT
		Email 2:	jennie.holm@amec.com		Same Day or Weekend Emergency - Contact ALS to confirm TAT
Phone:	403-852-4518 Fax:			Analysis Request	
Invoice To	Same as Report ? (circle) Yes or No (if No, provide details)	Client / Project Information		(Indicate Filtered or Preserved, F/P)	
	Copy of Invoice with Report? (circle) Yes or No	Job #:	CE03971.500		
Company:		PO / AFE:			
Contact:		LSD:			
Address:					
Phone:	Fax:	Quote #:			
Lab Work Order # (lab use only)		ALS Contact:	M. Olinek	Sampler:	ST/HC/JH.

Sample #	Sample Identification (This description will appear on the report)	Date (dd-mmm-yy)	Time (hh:mm)	Sample Type	BRA-CCME-ED	WET-WET-L-ICPME-ED	H6-WET-CVAA-ED	A6-WET-MS-ED	BTK-TVH,TEH(CHE-ED	Number of Containers
13	WL-WALL 7-MT	16-Aug-12	14:00	TISSUE		X	X	X	X	
14	WL-WALL 7-OR		14:30		X				X	
15	WL-WALL 8-MT		15:15			X	X	X		
16	WL-WALL 8-OR		15:45		X				X	
17	WL-WALL 9-MT		16:15			X	X	X		
18	WL-WALL 9-OR		16:45		X				X	
19	WL-WALL 10-MT		17:15			X	X	X		
20	WL-WALL 10-OR		17:30		X				X	
21	4-FF-COMP	18-Aug-12	15:00	TISSUE	X	X	X	X	X	
22	11-FF-COMP	19-Aug-12	10:00	TISSUE	X	X	X	X	X	

Special Instructions / Regulation with water or land use (CCME- Freshwater Aquatic Life/BC CSR-Commercial/AB Tier 1-Natural/ETC) / Hazardous Details

Sample ID's 4-FF-COMP and 11-FF-COMP are to be full body composite samples.

Failure to complete all portions of this form may delay analysis. Please fill in this form LEGIBLY.

By the use of this form the user acknowledges and agrees with the Terms and Conditions as specified on the back page of the white - report copy.

SHIPMENT RELEASE (client use)			SHIPMENT RECEPTION (lab use only)				SHIPMENT VERIFICATION (lab use only)			
Released by:	Date:	Time:	Received by:	Date:	Time:	Temperature: °C	Verified by:	Date:	Time:	Observations: Yes / No ? If Yes add SIF

Previous View | Main Menu | Search

10-248730

L1196386-COFC

ALS environmental

Chain of Custody / Analytical Request Form
Canada Toll Free: 1 800 668 9878
www.alsglobal.com

Report To		Report Format / Distribution		Service Request: (Rush subject to availability - Contact ALS to confirm TAT)
Company:	AMEC	Standard: ✓ Other (specify):		X Regular (Standard Turnaround Times - Business Days)
Contact:	Ryan Faulter	Select: PDF ✓ Excel ✓ Digital Fax		Priority (2-4 Business Days)-50% surcharge - Contact ALS to confirm TAT
Address:	140 Quarry Park Blvd	Email 1:	ryan.faulter@amec.com	Emergency (1-2 Business Days)-100% Surcharge - Contact ALS to confirm TAT
	Calgary, AB T2C 3G3	Email 2:	jennifer.holm@amec.com	Same Day or Weekend Emergency - Contact ALS to confirm TAT
Phone:	403-852-4518 Fax:			

Invoice To	Same as Report ? (circle) Yes or No (if No, provide details)	Client / Project Information	
	Copy of Invoice with Report? (circle) Yes or No	Job #:	CE03971.500
Company:		PO / AFE:	
Contact:		LSD:	
Address:			
Phone:	Fax:	Quote #:	
Lab Work Order # (lab use only)		ALS Contact: M. Olinek	Sampler: ST/HC/JH

Analysis Request (Indicate Filtered or Preserved, F/P)

Sample #	Sample Identification (This description will appear on the report)	Date (dd-mmm-yy)	Time (hh:mm)	Sample Type	PAH-CCME-SC-ED	MET-WET-L-ICP-ME-ED	HG-WET-CVAA-ED	AL-WET-MS-ED	BTX-TVH, TEH-CCME-ED								Number of Containers
23	5-NRPK1-MT	14-AUG-12	11:30	Tissue		X	X	X									
24	5-NRPK1-OR		11:45		X				X								
25	5-NRPK2-MT		12:00			X	X	X									
26	5-NRPK2-OR		12:15		X				X								
27	5-NRPK3-MT		12:30			X	X	X									
28	5-NRPK3-OR		12:45		X				X								
29	5-NRPK4-MT		13:00			X	X	X									
30	5-NRPK4-OR		13:15		X				X								
31	5-NRPK5-MT		13:30			X	X	X									
32	5-NRPK5-OR		13:45		X				X								
33	5-NRPK6-MT		14:00			X	X	X									
34	5-NRPK6-OR		14:15		X				X								

Special Instructions / Regulation with water or land use (CCME- Freshwater Aquatic Life/BC CSR-Commercial/AB Tier 1-Natural/ETC) / Hazardous Details

Failure to complete all portions of this form may delay analysis. Please fill in this form LEGIBLY.

By the use of this form the user acknowledges and agrees with the Terms and Conditions as specified on the back page of the white - report copy.

SHIPMENT RELEASE (client use)			SHIPMENT RECEPTION (lab use only)				SHIPMENT VERIFICATION (lab use only)			
Released by:	Date:	Time:	Received by:	Date:	Time:	Temperature: °C	Verified by:	Date:	Time:	Observations: Yes / No ? If Yes add SIF

10-248739

L1196386-COFC

Chain of Custody / Analytical Request Form

Canada Toll Free: 1 800 668 9878

www.alsglobal.com

Report To		Report Format / Distribution		Service Request: (Rush subject to availability - Contact ALS to confirm TAT)
Company:	AMEC	Standard: ✓	Other (specify):	✓ Regular (Standard Turnaround Times - Business Days)
Contact:	Ryan Faulker	Select: PDF ✓	Excel ✓ Digital Fax	Priority(2-4 Business Days)-50% surcharge - Contact ALS to confirm TAT
Address:	140 Quarry Park Blvd. Calgary AB T2C 3G3	Email 1:	ryan.faulker@amec.com	Emergency (1-2 Business Days)-100% Surcharge - Contact ALS to confirm TAT
		Email 2:	jennifer.helm@amec.com	Same Day or Weekend Emergency - Contact ALS to confirm TAT
Phone:	403-851-4518 Fax:			
Invoice To	Same as Report ? (circle) Yes or No (if No, provide details)	**Client / Project Information**		**Analysis Request**
	Copy of Invoice with Report? (circle) Yes or No	Job #:	CE03971.500	(Indicate Filtered or Preserved, F/P)
Company:		PO / AFE:		
Contact:		LSD:		
Address:				
Phone:	Fax:	Quote #:		
Lab Work Order # (lab use only)		**ALS Contact:**	N. Olinek	**Sampler:** ST/HC/SH.

Sample #	Sample Identification (This description will appear on the report)	Date (dd-mmm-yy)	Time (hh:mm)	Sample Type	PAH-CCME-EO	NET-WET-L-ICPMS-EO	Hg-WET-CVAA-EO	As-WET-MS-EO	BTX,TVH,TEH-CCME-EO	Number of Containers
35	5-NRPK7-MT	14-Aug-12	14:30	Tissue		X	X	X		
36	5-NRPK7-OR		14:45		X				X	
37	5-NRPK8-MT		15:00			X	X	X		
38	5-NRPK8-OR		15:15		X				X	
39	5-NRPK9-MT		15:30			X	X	X		
40	5-NRPK9-OR		15:45		X				X	
41	5-NRPK10-MT		16:00			X	X	X		
42	5-NRPK10-OR.		16:15		X				X	
					X	X	X	X		
					X	X	X	X		
						X	X	X		
					X	X	X	X		

Special Instructions / Regulation with water or land use (CCME- Freshwater Aquatic Life/BC CSR-Commercial/AB Tier 1-Natural/ETC) / Hazardous Details

Failure to complete all portions of this form may delay analysis. Please fill in this form LEGIBLY.

By the use of this form the user acknowledges and agrees with the Terms and Conditions as specified on the back page of the white - report copy.

SHIPMENT RELEASE (client use)			SHIPMENT RECEPTION (lab use only)				SHIPMENT VERIFICATION (lab use only)			
Released by:	Date:	Time:	Received by:	Date:	Time:	Temperature: °C	Verified by:	Date:	Time:	Observations: Yes / No ? If Yes add SIF

10-205232

L1196386-COFC

Chain of Custody / Analytical Request Form
Canada Toll Free: 1 800 668 9878
www.alsglobal.com

Page 5 of 6

Report To		**Report Format / Distribution**		**Service Request:** (Rush subject to availability - Contact ALS to confirm TAT)
Company:	AMEC	Standard: ✓ Other (specify):		X Regular (Standard Turnaround Times - Business Days)
Contact:	Ryan Faulker	Select: PDF ✓ Excel ✓ Digital Fax		Priority(2-4 Business Days)-50% surcharge - Contact ALS to confirm TAT
Address:	140 Quarry Park Blvd Calgary, AB T2C 3G3	Email 1: ryan.faulker@amec.com		Emergency (1-2 Business Days)-100% Surcharge - Contact ALS to confirm TAT
		Email 2: jennifer.holm@amec.com		Same Day or Weekend Emergency - Contact ALS to confirm TAT
Phone:	403 852 4518 Fax:			**Analysis Request**
Invoice To	Same as Report ? (circle) (Yes) or No (if No, provide details)	**Client / Project Information**		(Indicate Filtered or Preserved, F/P)
	Copy of Invoice with Report? (circle) (Yes) or No	Job #: CE03971.500		
Company:		PO / AFE:		
Contact:		LSD:		
Address:				
Phone:	Fax:	Quote #:		
Lab Work Order # (lab use only)		**ALS Contact:** M. Olinek	**Sampler:** ST/HC/JH	

Sample #	Sample Identification (This description will appear on the report)	Date (dd-mmm-yy)	Time (hh:mm)	Sample Type	PAH-CCME-SL-ED	MET-WET-L-ICPMS-ED	Hg-WET-CVAA-ED	As WET-LSFD	BTX, TVH, TEH-CALC-ED	PAH-HOMPAH-ED	Number of Containers
43	GL-LKWH1-MT	13-Aug-12	11:00	TISSUE		X	X	X			
44	GL-LKWH1-OR		11:15		X				X		
45	GL-LKWH2-MT		11:30			X	X	X			
46	GL-LKWH2-OR		11:45		X				X		
47	GL-LKWH3-MT		12:00			X	X	X			
48	GL-LKWH3-OR		12:15		X				X		
49 ~~46~~	GL-LKWH4-MT		12:30			X	X	X			
50	GL-LKWH4-OR		12:45		X				X		
51	GL-LKWH5-MT		13.00			X	X	X			
52	GL-LKWH5-OR		13:15		X				X		
53	GL-LKWH6-MT		13:30			X	X	X			
54	GL-LKWH6-OR	✓	13.45	✓	X				X		

Special Instructions / Regulation with water or land use (CCME- Freshwater Aquatic Life/BC CSR-Commercial/AB Tier 1-Natural/ETC) / Hazardous Details

Failure to complete all portions of this form may delay analysis. Please fill in this form LEGIBLY.

By the use of this form the user acknowledges and agrees with the Terms and Conditions as specified on the back page of the white - report copy.

SHIPMENT RELEASE (client use)			SHIPMENT RECEPTION (lab use only)				SHIPMENT VERIFICATION (lab use only)			
Released by:	Date:	Time:	Received by:	Date:	Time:	Temperature: °C	Verified by:	Date:	Time:	Observations: Yes / No ? If Yes add SIF

REFER TO BACK PAGE FOR ALS LOCATIONS AND SAMPLING INFORMATION | WHITE - LABORATORY COPY | YELLOW - CLIENT COPY | GENF 18.01 Front

10-248731

L1196386-COFC

ALS Environmental

Chain of Custody / Analytical Request Form
Canada Toll Free: 1 800 668 9878
www.alsglobal.com

Page 6 of 6

Report To		Report Format / Distribution		Service Request: (Rush subject to availability - Contact ALS to confirm TAT)	
Company:	AMEC	Standard: X Other (specify):		X	Regular (Standard Turnaround Times - Business Days)
Contact:	Ryan Faulter	Select: PDF X Excel X Digital	Fax		Priority(2-4 Business Days)-50% surcharge - Contact ALS to confirm TAT
Address:	140 Quarry Park Blvd Calgary, AB	Email 1:	ryan.faulter@amec.com		Emergency (1-2 Business Days)-100% Surcharge - Contact ALS to confirm TAT
		Email 2:	jennifer.holm@amec.com		Same Day or Weekend Emergency - Contact ALS to confirm TAT
Phone:	403 852-4518 Fax:				

Invoice To	Same as Report ? (circle) Yes or No (if No, provide details)	Client / Project Information	
	Copy of Invoice with Report? (circle) Yes or No	Job #:	CE03971.500
Company:		PO / AFE:	
Contact:		LSD:	
Address:			
Phone:	Fax:	Quote #:	

Lab Work Order # (lab use only)		ALS Contact:	Molinek	Sampler:	SH/ST/HC

Analysis Request (Indicate Filtered or Preserved, F/P)

Sample #	Sample Identification (This description will appear on the report)	Date (dd-mmm-yy)	Time (hh:mm)	Sample Type	PAH-CCME-SL-ED	VET-WET-L-TCRME-ED	H6-WET-CVAA-ED	A6-WET-MS-ED	BTX-TVH-TEH-CME	Number of Containers
55	GL-LKWH7-MT	13-Aug-12	14:00	TISSUE		X	X	X		
56	GL-LKWH7-OR		14:15		X				X	
57	GL-LKWH8-MT		14:30			X	X	X		
58	GL-LKWH8-OR		14:45		X				X	
59	GL-LKWH9-MT		15:00			X	X	X		
60	GL-LKWH9-OR		15:15		X				X	
61	GL-LKWH10-MT		15:30			X	X	X		
62	GL-LKWH10-OR		15:45		X				X	

Special Instructions / Regulation with water or land use (CCME- Freshwater Aquatic Life/BC CSR-Commercial/AB Tier 1-Natural/ETC) / Hazardous Details

Failure to complete all portions of this form may delay analysis. Please fill in this form LEGIBLY.

By the use of this form the user acknowledges and agrees with the Terms and Conditions as specified on the back page of the white - report copy.

SHIPMENT RELEASE (client use)			SHIPMENT RECEPTION (lab use only)				SHIPMENT VERIFICATION (lab use only)			
Released by:	Date:	Time:	Received by:	Date:	Time:	Temperature: °C	Verified by:	Date:	Time:	Observations: Yes / No ? If Yes add SIF

REFER TO BACK PAGE FOR ALS LOCATIONS AND SAMPLING INFORMATION | WHITE - LABORATORY COPY | YELLOW - CLIENT COPY | GENF 18.01 Front

devon

Appendix F6

Aquatic Habitat Catalogue

Stream Survey Information	
Site No.: P2-1	Stream Order: 4
Stream Name: Sandy River	Access: Argo
UTM Location: 12U 525163E 6140224N	Site Length (m): 400
-	Fall Survey: 12-Sep-2016

Chemical Data		
Parameter	-	Fall 2016
Water Temperature (°C)	-	9.7
pH	-	7.6
Dissolved Oxygen (mg/L)	-	10.81
Conductivity (µS/cm)	-	155

Physical Data

Channel Characteristics

Pattern: Irregular	Islands: None	Bars: Side/Mid	Coupling: Partially Coupled	Confinement: Unconfined

Channel Measurements

Transect	Season	T1	T2	T3	Average
Channel Width (m)	-	-	-	-	-
	Fall 2016	14.5	11.4	15.3	13.7
Wetted Width (m)	-	-	-	-	-
	Fall 2016	11.2	9.6	10.1	10.3
Average Water Depth (m)	-	-	-	-	-
	Fall 2016	1.25	1.10	1.30	1.22
Pool/Riffle/Run/Backwater (%)	-	-	-	-	-
	Fall 2016	0/0/90/10	0/0/90/10	0/0/100/0	0/0/93/7
Bed Materials (%)					
Organics		5	5	-	3
Fines		95	95	100	97
Small Gravel		-	-	-	-
Large Gravel		-	-	-	-
Cobble		-	-	-	-
Boulder		-	-	-	-
Stream Banks					
Bank Height (m)	Left	0.9	0.7	0.9	0.8
	Right	1.3	0.5	1.2	1.0
Shape	Left	Vertical	Vertical	Vertical	-
	Right	Vertical	Vertical	Vertical	-
Stability	Left	Stable	Stable	Unstable	-
	Right	Stable	Stable	Stable	-
Texture		Fines	Fines	Fines	-
Riparian Vegetation		Grass, Shrubs	Grass, Shrubs	Grass, Shrubs	-

Cover Data

Cover Type	(Total Cover: --%)	Fall 2016 (Total Cover: 40%)
	% Composition	% Composition
Undercut Bank	-	10
Large Woody Debris	-	Trace
Surface Turbulence	-	-
Instream Vegetation	-	20
Small Woody Debris	-	-
Boulder	-	-
Overhanging Vegetation	-	20
Depth Cover	-	50
Turbidity	-	-

Fish Capture Data

Season	Fish Capture Method	Fish Collection Summary
Fall 2016	MT	NFC
	BPEF	NFC

Notes: MT – minnow trap, BPEF – backpack electrofishing, NFC – no fish captured
Fish species code (total number of fish captured), fish species codes defined in *McKay et al. 1990*

Photo 1: Facing downstream from Transect 2 showing typical run habitat and large woody debris

Photo 2: Facing upstream from Transect 3 showing sandy substrate over low velocity run habitat.

CLIENT: Devon Canada Corporation	**DATE:** November 2018
PROJECT: Pike 2 Project	**JOB No.:** CE04808
SUMMARY OF PHYSICAL AND CHEMICAL DATA Site P2-1 – Sandy River	**FIGURE: F6-1**

Stream Survey Information	
Site No.: P2-2	Stream Order: 2
Stream Name: Unnamed Tributary	Access: Argo
UTM Location: 12U 520928E 6140993N	Site Length (m): 200
-	Fall Survey: 14-Sep-2016

Chemical Data		
Parameter	-	Fall
Water Temperature (°C)	-	8.2
pH	-	7.56
Dissolved Oxygen (mg/L)	-	10.91
Conductivity (µS/cm)	-	145

Physical Data

Channel Characteristics

Pattern: Irregular	Islands: Occasional	Bars: Side	Coupling: Decoupled	Confinement: Unconfined

Channel Measurements

Transect	Season	T1	T2	T3	Average
Channel Width (m)	-	-	-	-	-
	Fall 2016	9.8	2.2	1.1	5.7
Wetted Width (m)	-	-	-	-	-
	Fall 2016	9.6	1.5	1.0	5.4
Average Water Depth (m)	-	-	-	-	-
	Fall 2016	0.48	0.89	0.43	0.57
Pool/Riffle/Run/Flat (%)	-	-	-	-	-
	Fall 2016	5/1/79/0	5/0/95/0	5/2/93/0	5/1/55/40
Bed Materials (%)					
Organics		15	0	0	8
Fines		80	100	100	90
Small Gravel		0	0	0	0
Large Gravel		0	0	0	0
Cobble		0	0	0	0
Boulder		5	TR	0	3
Stream Banks					
Bank Height (m)	Left	0.50	0.45	0.30	0.44
	Right	0.43	0.40	0.25	0.38
Shape	Left	Vertical	Undercut	Vertical	-
	Right	Vertical	Vertical	Undercut	-
Stability	Left	Stable	Stable	Stable	-
	Right	Stable	Stable	Unstable	-
Texture		Fines	Fines	Fines	-
Riparian Vegetation		Grass, Shrubs	Grass, Shrubs	Grass, Shrubs	-

Cover Data

Cover Type	(Total Cover: --%)	Fall 2016 (Total Cover: 15%)
	% Composition	% Composition
Undercut Bank	-	25
Large Woody Debris	-	10
Surface Turbulence	-	0
Instream Vegetation	-	20
Small Woody Debris	-	10
Boulder	-	0
Overhanging Vegetation	-	35
Depth Cover	-	Trace
Turbidity	-	0

Fish Capture Data

Season	Fish Capture Method	Fish Collection Summary
Fall 2016	MT	BRST (2), FTMN (13), FNDC (138), NRDC (9), PRDC (1)
	BPEF	-

Notes: MT – minnow trap, BPEF – backpack electrofishing, NFC – no fish captured
Fish species code (total number of fish captured), fish species codes defined in *McKay et al. 1990*

Photo 1: Flat habitat and beaver activity at Transect 2. 14 September 2016

Photo 2: Narrow and incised channel at Transect 1. 14 September 2016

CLIENT: **Devon Canada Corporation**	**DATE:** November 2018
PROJECT: **Pike 2 Project**	**JOB No.:** CE04808
SUMMARY OF PHYSICAL AND CHEMICAL DATA Site P2-2 – Unnamed Tributary	**FIGURE: F6-2**

Stream Survey Information			
Site No.: P2-3		Stream Order: 2	
Stream Name: Unnamed Tributary		Access: Argo	
UTM Location: 12U 520457E 6137325N		Site Length (m): 100	
Summer Survey: 18-Aug-2012	Fall Survey: 16-Oct-2012, 11-Sep-2016		Winter Survey: 10-Mar-2013

Chemical Data				
Parameter	Summer 2012	Fall 2012	Winter 2013	Fall 2016
Water Temperature (°C)	18.4	5.1	Dry	9.4
pH	-	8.02	Dry	7.72
Dissolved Oxygen (mg/L)	4.48	6.48	Dry	6.14
Conductivity (µS/cm)	460	302	Dry	302

Physical Data

Channel Characteristics				
Pattern: Irregular	Islands: None	Bars: None	Coupling: Decoupled	Confinement: Unconfined

Channel Measurements					
Transect	**Season**	**T1**	**T2**	**T3**	**Average**
Channel Width (m)	Summer 2012	-	-	-	-
	Fall 2012	-	-	-	-
	Fall 2016	-	-	-	-
Wetted Width (m)	Summer 2012	75	-	-	75
	Fall 2012	80	-	-	80
	Fall 2016	95	-	-	95
Maximum Water Depth (m)	Summer 2012	1.5	-	-	1.5
	Fall 2012	-	-	-	-
	Fall 2016	1.5	-	-	1.5
Pool/Riffle/Run/Flat (%)	Summer 2012	0/0/0/100	-	-	0/0/0/100
	Fall 2012	0/0/0/100	-	-	0/0/0/100
	Fall 2016	0/0/0/100	-	-	0/0/0/100
Bed Materials (%)					
Organics		100	-	-	100
Fines		-	-	-	-
Small Gravel		-	-	-	-
Large Gravel		-	-	-	-
Cobble		-	-	-	-
Boulder		-	-	-	-
Stream Banks					
Bank Height (m)	Left	-	-	-	-
	Right	-	-	-	-
Shape	Left	-	-	-	-
	Right	-	-	-	-
Stability	Left	-	-	-	-
	Right	-	-	-	-
Texture		-	-	-	-
Riparian Vegetation		-	-	-	-

Cover Data		
Cover Type	**Summer 2012 (Total Cover: 70%)**	**Fall 2016 (Total Cover: 50%)**
	% Composition	**% Composition**
Undercut Bank	-	-
Large Woody Debris	-	-
Surface Turbulence	-	-
Instream Vegetation	20	70
Small Woody Debris	5	5
Boulder	-	-
Overhanging Vegetation	5	10
Depth Cover	10	15
Turbidity	60	-

Fish Capture Data		
Season	**Fish Capture Method**	**Fish Collection Summary**
Summer 2012	MT	BRST (2)
Fall 2012	MT	BRST (71)
Fall 2016	MT	FNDC (180), PRDC (28)

Notes: MT - minnow trap
Fish species code (total number of fish captured), fish species codes defined in *McKay et al. 1990*

Photo 1: Large impoundment and beaver activity at the cutline right-of-way. 16 October 2012

Photo 2: Large impoundment and beaver activity at the cutline right-of-way. 11 September 2016

CLIENT: Devon Canada Corporation	**DATE:** November 2018
PROJECT: Pike 2 Project	**JOB No.:** CE04808
SUMMARY OF PHYSICAL AND CHEMICAL DATA **Site P2-3 – Unnamed Tributary**	**FIGURE: F6-3**

Water Body Survey Information				
Site No.: P2-4				
Water Body Name: Torch Lake		UTM Location: 12U 522720E 6133634N		
Watershed: Sandy River		Access: Argo/Boat		
Summer Survey: 14-Aug-2012	Fall Survey: 19-Oct-2012, 9-Sep-2016		Winter Survey: 11-Mar-2013	
Chemical Data				
Parameter	Summer 2012	Fall 2012	Winter 2013	Fall 2016
Water Temperature (°C)	17.7	4.3	0.3	13.7
pH	8.68	9.04	7.39	8.35
Dissolved Oxygen (DO) (mg/L)	8.02	11.59	5.47	10.56
Conductivity (µS/cm)	207	179	242	181
Physical Data				
Basin Characteristics				
Lake Basin Genesis: Unknown	Hillslope Coupling: Decoupled		Shoreline Type: Sand/Gravel	
Aquatic Vegetation				
Cover Categories and Type	Summer 2012		Fall 2012	
Emergent Vegetation (% Cover)	2		Trace	
Dominant Species:	Bulrush, Yellow Water Lily		Bulrush	
Submergent Vegetation (% Cover)	2		Trace	
Dominant Species:	Richardson's Pondweed, Arrowhead		Richardson's Pondweed, Arrowhead	

Temperature and Dissolved Oxygen Profiles

Profile 1 (Summer 2012)			Profile 2 (Fall 2012)			Profile 3 (Winter 2013)		
Depth (m)	Temperature (°C)	Dissolved Oxygen (mg/L)	Depth (m)	Temperature (°C)	Dissolved Oxygen (mg/L)	Depth (m)	Temperature (°C)	Dissolved Oxygen (mg/L)
1	17.7	7.96	1	4.4	11.53	0.75	0.3	5.47
2	17.7	7.97	2	4.4	11.52	1.25	1.5	4.67
3	17.7	7.97	3	4.4	11.45	1.75	2.1	3.74
4	17.5	7.99	-	-	-	2.25	3.4	1.21
4.5	17.2	5.20	-	-	-	2.75	3.8	0.55
-	-	-	-	-	-	-	-	-
Max Depth (m) = 4.5			Max Depth (m) = 3.2			Max Depth (m) = 3.1		

Fish Capture Data		
Season	**Fish Capture Method**	**Fish Collection Summary**
Summer 2012	AG	NFC
	GN	NRPK (9)
	MT	NFC
Fall 2012	GN	NRPK (3)
	MT	NFC
Fall 2016	GN	NRPK (6)
	MT	NFC

Notes: AG – angling, GN – gill net, MT - minnow trap, NFC – no fish captured
Fish species code (total number of fish captured), fish species codes defined in *McKay et al. 1990*

Photo 1: Photo showing typical sand shoreline with mixed forest community. 14 Aug 2012.

Photo 2: Beaver impounded at outlet tributary. Beaver activity at culverts under access road restricting water flow. 14 Aug 2012.

CLIENT: Devon Canada Corporation	**DATE:** November 2018
PROJECT: Pike 2 Project	**JOB No.:** CE04808
SUMMARY OF PHYSICAL AND CHEMICAL DATA Site P2-4 – Torch Lake	**FIGURE: F6-4**

Stream Survey Information			
Site No.: P2-5		Stream Order: 1	
Stream Name: Unnamed Tributary		Access: Argo	
UTM Location: 12U 520778E 6133773N		Site Length (m): 200	
Summer Survey: 18-Aug-2012	Fall Survey: 16-Oct-2012, 10-Sep-2016	Winter Survey: 11-Mar-2013	

Chemical Data				
Parameter	Summer 2012	Fall 2012	Winter 2013	Fall 2016
Water Temperature (°C)	16.0	5.2	0.0	11.6
pH	-	8.21	7.42	8.15
Dissolved Oxygen (mg/L)	8.12	10.49	6.63	10.19
Conductivity (µS/cm)	326	255	361	200

Physical Data

Channel Characteristics

Pattern: Sinuous	Islands: None	Bars: Side	Coupling: Decoupled	Confinement: Partially Confined

Channel Measurements

Transect	Season	T1	T2	T3	Average
Channel Width (m)	Summer 2012	2.8	2.6	1.8	2.4
	Fall 2012	2.9	2.3	1.8	2.3
	Fall 2016	4.9	4.1	2.9	3.8
Wetted Width (m)	Summer 2012	2.8	1.5	1.4	1.9
	Fall 2012	2.9	2.1	2.0	2.3
	Fall 2016	3.1	3.1	2.0	2.5
Average Water Depth (m)	Summer 2012	0.47	0.11	0.16	0.25
	Fall 2012	0.49	0.19	0.19	0.29
	Fall 2016	0.54	0.39	0.44	0.45
Pool/Riffle/Run/Flat (%)	Summer 2012	10/80/10/0	5/85/10/0	0/10/90/0	5/58/37/0
	Fall 2012	10/80/10/0	0/90/10/0	0/80/20/0	4/83/13/0
	Fall 2016	30/40/30/0	20/20/60/0	10/5/85/0	18/17/65/0
Bed Materials (%)					
Organics		5	5	15	9
Fines		22	25	30	26
Small Gravel		13	25	5	14
Large Gravel		22	25	5	16
Cobble		28	13	12	17
Boulder		10	7	33	18
Stream Banks					
Bank Height (m)	Left	0.22	0.50	0.43	0.39
	Right	0.31	0.44	0.55	0.43
Shape	Left	Sloping	Undercut	Undercut	-
	Right	Vertical	Sloping	Undercut	-
Stability	Left	Stable	Stable	Stable	-
	Right	Stable	Stable	Stable	-
Texture		Fines	Fines	Fines	-
Riparian Vegetation		Grass, Shrubs	Grass, Shrubs	Grass, Shrubs	-

Cover Data

Cover Type	Summer 2012 (Total Cover: 40%) % Composition	Fall 2012 (Total Cover: 30%) % Composition	Fall 2016 (Total Cover: 15%) % Composition
Undercut Bank	0	20	Trace
Large Woody Debris	Trace	5	5
Surface Turbulence	Trace	5	10
Instream Vegetation	5	0	0
Small Woody Debris	30	20	20
Boulder	Trace	Trace	5
Overhanging Vegetation	60	20	60
Depth Cover	0	0	0
Turbidity	5	30	0

Fish Capture Data

Season	Fish Capture Method	Fish Collection Summary
Summer 2012	MT	BRST (16), FTMN (7), FNDC (190), PRDC (83)
	BPEF	BRST (5), FNDC (14), PRDC (15)
Fall 2012	MT	BRST (39), FNDC (23), PRDC (15)
Fall 2016	MT	BRST (23), FTMN (1), FNDC (203), PRDC (6)
	BPEF	FNDC (3), PRDC (2)

Notes: MT - minnow trap, BPEF – backpack electrofishing
Fish species code (total number of fish captured), fish species codes defined in *McKay et al. 1990*

Photo 1: Looking downstream from Transect 3 showing narrow, run habitat and an abundance of overhanging vegetation. 10 September 2016

Photo 2: Facing downstream showing run habitat and turbid water during summer conditions. 18 August 2012

CLIENT:	**Devon Canada Corporation**	**DATE:**	November 2018
PROJECT:	**Pike 2 Project**	**JOB No.:**	CE04808
SUMMARY OF PHYSICAL AND CHEMICAL DATA Site P2-5 – Unnamed Tributary		**FIGURE: F6-5**	

Stream Survey Information	
Site No.: P2-6	Stream Order: 2
Stream Name: Unnamed Tributary	Access: Truck
UTM Location: 12U 517969E 6135658N	Site Length (m): 200
-	Fall Survey: 11-Sep-2016

Chemical Data		
Parameter	-	Fall 2016
Water Temperature (°C)	-	9.3
pH	-	7.68
Dissolved Oxygen (mg/L)	-	10.02
Conductivity (µS/cm)	-	216

Physical Data

Channel Characteristics

Pattern: Irregular Meander	Islands: None	Bars: Side	Coupling: Partially Coupled	Confinement: Occasionally Confined

Channel Measurements

Transect	Season	T1	T2	T3	Average
Channel Width (m)	-	-	-	-	-
	Fall 2016	6.5	5.5	2.9	5.0
Wetted Width (m)	-	-	-	-	-
	Fall 2016	5.2	4.6	2.8	4.2
Average Water Depth (m)	-	-	-	-	-
	Fall 2016	0.42	0.17	0.32	0.30
Pool/Riffle/Run/Flat (%)	-	-	-	-	-
	Fall 2016	5/15/80/0	10/50/40/0	5/5/90/0	7/23/70/0
Bed Materials (%)					
Organics		10	0	5	5
Fines		25	15	45	28
Small Gravel		20	20	30	23
Large Gravel		20	60	15	32
Cobble		10	5	0	5
Boulder		15	0	5	7
Stream Banks					
Bank Height (m)	Left	0.50	0.40	0.35	0.42
	Right	0.40	0.45	0.45	0.43
Shape	Left	Vertical	Vertical	Sloping	-
	Right	Vertical	Sloping	Undercut	-
Stability	Left	Stable	Stable	Stable	-
	Right	Stable	Stable	Stable	-
Texture		Fines	Fines	Fines, Gravels	-
Riparian Vegetation		Mixed Forest	Mixed Forest	Mixed Forest	-

Cover Data

Cover Type	(Total Cover: --%)	Fall 2016 (Total Cover: 20%)
	% Composition	% Composition
Undercut Bank	-	20
Large Woody Debris	-	10
Surface Turbulence	-	Trace
Instream Vegetation	-	30
Small Woody Debris	-	10
Boulder	-	Trace
Overhanging Vegetation	-	25
Depth Cover	-	5
Turbidity	-	0

Fish Capture Data

Season	Fish Capture Method	Fish Collection Summary
Fall 2016	MT	BRST (3), FNDC (2), PRDC (1)
	BPEF	BRST (11), FNDC (17), LKCH (11), NRDC (9), PRDC (15)

Notes: MT – minnow trap, BPEF – backpack electrofishing
Fish species code (total number of fish captured), fish species codes defined in *McKay et al. 1990*

Photo 1: Facing upstream from Transect 1 showing typical riffle and run habitat. 11 September 2016

Photo 2: Looking upstream from Transect 3 showing large woody debris and overhanging vegetation. 11 September 2016

CLIENT: Devon Canada Corporation	**DATE:** November 2018
PROJECT: Pike 2 Project	**JOB No.:** CE04808
SUMMARY OF PHYSICAL AND CHEMICAL DATA Site P2-6 – Unnamed Tributary	**FIGURE: F6-6**

Stream Survey Information	
Site No.: P2-7	Stream Order: 4
Stream Name: Sandy River	Access: Truck
UTM Location: 12U 516223E 6137964N	Site Length (m): 200
-	Fall Survey: 11-Sep-2016

Chemical Data		
Parameter	-	Fall 2016
Water Temperature (°C)	-	10.9
pH	-	7.82
Dissolved Oxygen (mg/L)	-	10.03
Conductivity (µS/cm)	-	147

Physical Data

Channel Characteristics

Pattern: Irregular	Islands: None	Bars: None	Coupling: Decoupled	Confinement: Confined

Channel Measurements

Transect	Season	T1	T2	T3	Average
Channel Width (m)	-	-	-	-	-
	Fall 2016	11.7	15.0	9.2	12.0
Wetted Width (m)	-	-	-	-	-
	Fall 2016	11.1	13.9	9.4	11.5
Average Water Depth (m)	-	-	-	-	-
	Fall 2016	1.13	0.60	0.72	0.81
Pool/Riffle/Run/Flat (%)	-	-	-	-	-
	Fall 2016	5/0/95/0	10/20/70/0	5/0/95/0	6/7/87/0
Bed Materials (%)					
Organics		15	0	0	5
Fines		85	40	60	61
Small Gravel		0	0	0	0
Large Gravel		0	5	0	2
Cobble		0	45	35	27
Boulder		0	10	5	5
Stream Banks					
Bank Height (m)	Left	0.80	0.60	0.95	0.78
	Right	1.00	0.55	0.70	0.75
Shape	Left	Vertical	Vertical	Undercut	-
	Right	Undercut	Vertical	Undercut	-
Stability	Left	Stable	Unstable	Stable	-
	Right	Unstable	Stable	Unstable	-
Texture		Fines	Fines	Fines	-
Riparian Vegetation		Coniferous Forest	Coniferous Forest	Coniferous Forest	-

Cover Data

Cover Type	(Total Cover: --%)	Fall 2016 (Total Cover: 25%)
	% Composition	% Composition
Undercut Bank	-	20
Large Woody Debris	-	10
Surface Turbulence	-	5
Instream Vegetation	-	Trace
Small Woody Debris	-	5
Boulder	-	Trace
Overhanging Vegetation	-	35
Depth Cover	-	25
Turbidity	-	0

Fish Capture Data

Season	Fish Capture Method	Fish Collection Summary
Fall 2016	MT	LKCH (2)
	BPEF	NFC

Notes: MT – minnow trap, BPEF – backpack electrofishing, NFC – no fish captured
Fish species code (total number of fish captured), fish species codes defined in *McKay et al. 1990*

Photo 1: Looking downstream from Transect 2 showing riffle habitat transitioning into shallow run. 11 September 2016

Photo 2: Vertical bank at Transect 3 and fish cover provided by overhanging vegetation. 11 September 2016

CLIENT: Devon Canada Corporation	**DATE:** November 2018
PROJECT: Pike 2 Project	**JOB No.:** CE04808
SUMMARY OF PHYSICAL AND CHEMICAL DATA Site P2-7 – Sandy River	**FIGURE: F6-7**

Stream Survey Information	
Site No.: P2-8	Stream Order: 3
Stream Name: Unnamed Tributary	Access: Argo
UTM Location: 12U 514787E 6133892N	Site Length (m): 200
-	Fall Survey: 12-Sep-2016

Chemical Data		
Parameter	-	Fall
Water Temperature (°C)	-	9.8
pH	-	8.02
Dissolved Oxygen (mg/L)	-	11.2
Conductivity (µS/cm)	-	125

Physical Data

Channel Characteristics

Pattern: Irregular	Islands: None	Bars: Side, Mid	Coupling: Decoupled	Confinement: Frequently Confined

Channel Measurements

Transect	Season	T1	T2	T3	Average
Channel Width (m)	-	-	-	-	-
	Fall 2016	6.9	5.5	4.8	5.7
Wetted Width (m)	-	-	-	-	-
	Fall 2016	5.9	4.7	4.8	5.1
Average Water Depth (m)	-	-	-	-	-
	Fall 2016	0.64	0.37	0.64	0.55
Pool/Riffle/Run/Flat (%)	-	-	-	-	-
	Fall 2016	5/0/95/0	2/88/10/0	10/40/50/0	6/43/51/0
Bed Materials (%)					
Organics		0	0	0	0
Fines		35	25	30	30
Small Gravel		15	5	10	10
Large Gravel		25	15	15	18
Cobble		15	50	25	30
Boulder		10	5	20	12
Stream Banks					
Bank Height (m)	Left	0.30	0.20	0.30	0.27
	Right	0.37	0.90	0.30	0.52
Shape	Left	Vertical	Sloping	Sloping	-
	Right	Undercut	Undercut	Vertical	-
Stability	Left	Stable	Stable	Stable	-
	Right	Stable	Unstable	Stable	-
Texture		Fines	Fines	Fines	-
Riparian Vegetation		Grass, Shrubs	Grass, Shrubs	Grass, Shrubs	-

Cover Data

Cover Type	(Total Cover: --%) % Composition	Fall 2016 (Total Cover: 15%) % Composition
Undercut Bank	-	Trace
Large Woody Debris	-	5
Surface Turbulence	-	50
Instream Vegetation	-	Trace
Small Woody Debris	-	5
Boulder	-	10
Overhanging Vegetation	-	30
Depth Cover	-	0
Turbidity	-	0

Fish Capture Data

Season	Fish Capture Method	Fish Collection Summary
Fall 2016	MT	BRST (1), LKCH (36), PRDC (4)
	BPEF	BRST (1), LKCH (5)

Notes: MT – minnow trap, BPEF – backpack electrofishing
Fish species code (total number of fish captured), fish species codes defined in *McKay et al. 1990*

Photo 1: ATV bridge at Transect 2 over shallow run habitat and coarse substrate. 12 September 2016

Photo 2: Facing upstream from transect 3 showing riffle habitat around boulders transitioning into run habitat. 12 September 2016

CLIENT: Devon Canada Corporation	**DATE:** November 2018
PROJECT: Pike 2 Project	**JOB No.:** CE04808
SUMMARY OF PHYSICAL AND CHEMICAL DATA Site P2-8 – Unnamed Tributary	**FIGURE: F6-8**

Water Body Survey Information					
Site No.: P2-9					
Water Body Name: Unnamed Lake		UTM Location: 12U 520316E 613916N			
Watershed: Sandy River		Access: Boat/Argo			
Survey Dates					
-		Fall: 13-Sep-2016			
Chemical Data					
Parameter	-	Fall 2016			
Water Temperature (°C)	-	11.8			
pH	-	8.14			
Dissolved Oxygen (DO) (mg/L)	-	11.23			
Conductivity (µS/cm)	-	92			
Physical Data					
Basin Characteristics					
Lake Basin Genesis: Unknown	Hillslope Coupling: Decoupled	Shoreline Type: Vegetated Shore			
Aquatic Vegetation					
Cover Categories and Type	-	Fall 2016			
Emergent Vegetation (% Cover)	-	Trace			
Dominant Species:	-	Yellow Pond Lily			
Submergent Vegetation (% Cover)	-	Trace			
Dominant Species:	-	Northern Water Milfoil			
Temperature and Dissolved Oxygen Profiles					
Profile 1			Profile 2 (Fall 2016)		
Depth (m)	Temperature (°C)	Dissolved Oxygen (mg/L)	Depth (m)	Temperature (°C)	Dissolved Oxygen (mg/L)
1	-	-	1	11.6	11.27
2	-	-	2	11.6	11.46
Maximum Depth (m) = -			Maximum Depth (m) =2.1		
Fish Capture Data					
Season	**Fish Capture Method**	**Fish Collection Summary**			
Fall 2016	GN	NFC			
	MT	BRST (9), FTMN (4), FNDC (298), IWDR (1), PRDC (7)			

Notes: GN – gill net, MT - minnow trap, NFC – no fish captured
Fish species code (total number of fish captured), fish species codes defined in *McKay et al. 1990*

Photo 1: Unnamed lake showing open water and vegetated shoreline. 13 September 2016

Photo 2: Iowa darter captured in the minnow traps during fish inventory. 13 September 2016

CLIENT: Devon Canada Corporation	**DATE:** November 2018
PROJECT: Pike 2 Project	**JOB No.:** CE04808
SUMMARY OF PHYSICAL AND CHEMICAL DATA SITE P2-9 – Unnamed Lake	**FIGURE: F6-9**

Water Body Survey Information			
Site No.: P2-10			
Water Body Name: Unnamed Lake		UTM Location: 12U 517057E 6132094N	
Watershed: Sandy River		Access: Boat/Argo	
Survey Dates			
Spring: 13-June-2017		Fall: 19-Oct-2017	
Chemical Data			
Parameter	Summer 2017	Fall 2017	
Water Temperature (°C)	17.1	2.9	
pH	7.75	7.50	
Dissolved Oxygen (DO) (mg/L)	9.14	11.45	
Conductivity (µS/cm)	190	203	
Physical Data			
Basin Characteristics			
Lake Basin Genesis: Unknown	Hillslope Coupling: Decoupled	Shoreline Type: Sand/Gravel, Vegetated Shore	
Aquatic Vegetation			
Cover Categories and Type	Spring 2017	Fall 2017	
Emergent Vegetation (% Cover)	35	30	
Dominant Species:	Flat-Stemmed Pondweed, Yellow Water Lilly, Buck-Bean	Horsetail Species, Flat-Stemmed Pondweed	
Submergent Vegetation (% Cover)	35	30	
Dominant Species:	Northern Water Milfoil	Northern Water Milfoil	
Temperature and Dissolved Oxygen Profiles			

Profile 1 (Spring 2017)			Profile 2 (Fall 2017)		
Depth (m)	Temperature (°C)	Dissolved Oxygen (mg/L)	Depth (m)	Temperature (°C)	Dissolved Oxygen (mg/L)
1	17.1	9.13	1	2.9	11.28
2	17.0	9.05	2	2.8	11.24
3	16.9	8.75	3	2.8	11.09
4	16.8	8.51	4	2.8	11.29
5	16.4	7.62	5	2.9	11.16
6	13.7	0.50	6	2.9	0
7	13.0	0.08	7	3.2	0
7.8	12.9	0.03	-	-	-
Maximum Depth (m) = 7.8			Maximum Depth (m) = -		

Fish Capture Data		
Season	**Fish Capture Method**	**Fish Collection Summary**
Spring 2017	GN	NFC
	MT	BRST (191), FTMN (503)
Fall 2017	GN	NFC
	MT	BRST (72), FTMN (375)

Notes: GN – gill net, MT - minnow trap, NFC – no fish captured
Fish species code (total number of fish captured), fish species codes defined in *McKay et al. 1990*

Photo 1: Vegetated shoreline of the unnamed lake. 19 October 2017

Photo 2: Facing north from the water quality sampling location. 19 October 2017

CLIENT: Devon Canada Corporation	**DATE:** November 2018
PROJECT: Pike 2 Project	**JOB No.:** CE04808
SUMMARY OF PHYSICAL AND CHEMICAL DATA SITE P2-10 – Unnamed Lake	**FIGURE: F6-10**

Stream Survey Information	
Site No.: P2-11	Stream Order: N/A
Stream Name: Unnamed Tributary	Access: Argo
UTM Location: 12U 530097E 6137043N	Site Length (m): 200
Summer Survey: 18-Aug-2012	Fall Survey: 16-Oct-2012

Chemical Data		
Parameter	Summer 2012	Fall 2012
Water Temperature (°C)	14.6	3.9
pH	-	8.4
Dissolved Oxygen (mg/L)	8.02	10.92
Conductivity (µS/cm)	218	191

Physical Data

Channel Characteristics

Pattern: Sinuous	Islands: None	Bars: None	Coupling: Decoupled	Confinement: Occasionally Confined

Channel Measurements

Transect	Season	T1	T2	T3	Average
Channel Width (m)	Summer 2012	5.8	5.4	5.1	5.4
	Fall 2012	5.6	5.6	5.0	5.4
Wetted Width (m)	Summer 2012	5.8	5.4	5.1	5.4
	Fall 2012	50.0	-	5.2	27.6
Average Water Depth (m)	Summer 2012	0.96	0.77	0.75	0.83
	Fall 2012	0.97	0.76	0.67	0.80
Pool/Riffle/Run/Flat (%)	Summer 2012	0/0/0/100	0/2/98/0	0/3/97/0	0/2/65/33
	Fall 2012	0/0/0/100	5/0/0/95	10/0/0/90	5/0/0/95
Bed Materials (%)					
Organics		0	0	0	0
Fines		95	90	80	88
Small Gravel		0	0	0	0
Large Gravel		0	0	0	0
Cobble		0	5	10	5
Boulder		5	5	10	7
Stream Banks					
Bank Height (m)	Left	0.09	0.18	0.21	0.16
	Right	0.10	0.09	0.33	0.17
Shape	Left	Vertical	Vertical	Undercut	-
	Right	Vertical	Vertical	Vertical	-
Stability	Left	Stable	Stable	Stable	-
	Right	Stable	Stable	Stable	-
Texture		Fines	F	F	-
Riparian Vegetation		Grass, Shrubs	Grass, Shrubs	Grass, Shrubs	-

Cover Data

Cover Type	Summer 2012 (Total Cover: 15%) % Composition	Fall 2012 (Total Cover: 20%) % Composition
Undercut Bank	0	5
Large Woody Debris	0	30
Surface Turbulence	Trace	0
Instream Vegetation	25	15
Small Woody Debris	10	30
Boulder	Trace	0
Overhanging Vegetation	65	10
Depth Cover	0	10
Turbidity	0	0

Fish Capture Data

Season	Fish Capture Method	Fish Collection Summary
Summer 2012	MT	NFC
	BPEF	-
Fall 2012	MT	NFC
	BPEF	NFC

Notes: MT – minnow trap, BPEF – backpack electrofishing, NFC – no fish captured
Fish species code (total number of fish captured), fish species codes defined in *McKay et al. 1990*

Photo 1: Beaver dam constructed near Transect 1. 18 August 2012

Photo 2: Facing upstream from Transect 2 showing flat habitat and overhanging vegetation. 16 October 2012

CLIENT: **Devon Canada Corporation**	**DATE:** November 2018
PROJECT: **Pike 2 Project**	**JOB No.:** CE04808
SUMMARY OF PHYSICAL AND CHEMICAL DATA Site P2-11 – Unnamed Tributary	**FIGURE: F6-11**

Stream Survey Information	
Site No.: P2-12	Stream Order: 2
Stream Name: Unnamed Tributary	Access: Truck
UTM Location: 12U 526537E 6136439N	Site Length (m): 200
Summer Survey: 19-August-2012	Fall Survey: 16-October-2012

Chemical Data		
Parameter	Summer 2012	Fall 2012
Water Temperature (°C)	16.2	4.6
pH	-	8.17
Dissolved Oxygen (mg/L)	5.23	9.10
Conductivity (µS/cm)	320	240

Physical Data

Channel Characteristics

Pattern: Irregular	Islands: Occasional	Bars: Side	Coupling: Partially Coupled	Confinement: Confined

Channel Measurements

Transect	Season	T1	T2	T3	Average
Channel Width (m)	Summer 2012	3.4	2	1.5	2.3
	Fall 2012	2.6	1.6	2.6	2.2
Wetted Width (m)	Summer 2012	3.6	2.3	1.2	2.4
	Fall 2012	2.4	1.3	2.2	2.0
Average Water Depth (m)	Summer 2012	0.37	0.17	0.07	0.21
	Fall 2012	0.30	0.13	0.23	0.22
Pool/Riffle/Run/Flat (%)	Summer 2012	20/40/40/0	0/30/0/70	10/0/90/0	10/23/44/23
	Fall 2012	20/10/50/20	10/10/30/50	5/20/75/0	12/13/52/23
Bed Materials (%)					
Organics		10	15	10	12
Fines		33	50	30	38
Small Gravel		10	10	5	8
Large Gravel		10	5	10	8
Cobble		35	15	43	31
Boulder		2	5	2	3
Stream Banks					
Bank Height (m)	Left	0.51	0.49	0.53	0.51
	Right	0.66	0.25	0.60	0.50
Shape	Left	Undercut	Undercut	Undercut	-
	Right	Sloping	Vertical	Undercut	-
Stability	Left	Stable	Stable	Stable	-
	Right	Stable	Stable	Stable	-
Texture		Fines	Fines	Fines	-
Riparian Vegetation		Mixed Forest	Mixed Forest	Mixed Forest	-

Cover Data

Cover Type	Summer 2012 (Total Cover: 40%) % Composition	Fall 2012 (Total Cover: 20%) % Composition
Undercut Bank	10	10
Large Woody Debris	15	30
Surface Turbulence	0	5
Instream Vegetation	5	0
Small Woody Debris	35	45
Boulder	Trace	0
Overhanging Vegetation	25	10
Depth Cover	0	Trace
Turbidity	10	Trace

Fish Capture Data

Season	Fish Capture Method	Fish Collection Summary
Summer 2012	MT	FNDC (127)
	BPEF	-
Fall 2012	MT	BRST (255), FNDC (106),
	BPEF	-

Notes: MT – minnow trap, BPEF – backpack electrofishing
Fish species code (total number of fish captured), fish species codes defined in *McKay et al. 1990*

Photo 1: Impoundment upstream of culverts at local road crossing. 16 October 2012

Photo 2: Facing upstream from transect 3 showing riffle/run habitat and an abundance of woody debris. 16 October 2012

CLIENT:	**Devon Canada Corporation**	**DATE:**	November 2018
PROJECT:	**Pike 2 Project**	**JOB No.:**	CE04808
SUMMARY OF PHYSICAL AND CHEMICAL DATA Site P2-12 – Unnamed Tributary		**FIGURE: F6-12**	

Water Body Survey Information			
Site No.: P2-WL			
Water Body Name: Winefred Lake		UTM Location: 12U 528656E 6144944N	
Watershed: Winefred Lake		Access: Boat	
Summer Survey: 16-Aug-2012	Fall Survey: 18-Oct-2012		Winter Survey: 9-Mar-2013
Chemical Data			
Parameter	Summer 2012	Fall 2012	Winter 2013
Water Temperature (°C)	17.9	5.8	-
pH	8.94	8.2	-
Dissolved Oxygen (DO) (mg/L)	9.77	12.82	-
Conductivity (µS/cm)	189	112	-
Physical Data			
Basin Characteristics			
Lake Basin Genesis: Unknown	Hillslope Coupling: Decoupled		Shoreline Type: Sand/Gravel
Aquatic Vegetation			
Cover Categories and Type	Summer 2012		Fall 2012
Emergent Vegetation (% Cover)	Trace		Trace
Dominant Species:	Bulrush, Cattails, Arrowhead, Yellow Pond-Lily		Bulrush, Cattails, Arrowhead, Yellow Pond-Lily
Submergent Vegetation (% Cover)	Trace		Trace
Dominant Species:	White-Stem Pondweed, Small-Leaf Pondweed, Narrow-Leaved Water Plantain, Richardson's Pondweed		White-Stem Pondweed, Small-Leaf Pondweed, Narrow-Leaved Water Plantain, Richardson's Pondweed
Temperature and Dissolved Oxygen Profiles			

Profile 1 (Summer 2012)			Profile 2 (Fall 2012)			Profile 3 (Winter 2013)		
Depth (m)	Temperature (°C)	Dissolved Oxygen (mg/L)	Depth (m)	Temperature (°C)	Dissolved Oxygen (mg/L)	Depth (m)	Temperature (°C)	Dissolved Oxygen (mg/L)
1	17.9	9.76	1	6.3	11.74	1	0.2	11.73
2	17.9	9.75	2	6.3	11.85	2	0.8	10.77
3	17.9	9.46	3	6.3	12.29	3	1.5	9.56
4	17.9	9.39	4	6.3	12.44	4	1.9	9.80
5	17.9	9.35	5	6.3	12.59	5	2.2	8.34
6	17.9	9.31	6	6.3	12.65	6	2.6	6.57
~7	17.5	2.96	7	6.3	12.38	7	2.8	5.76
Max Depth (m) = 6.9			Max Depth (m) = 7.1			Max Depth (m) = 7.2		

Fish Capture Data		
Season	**Fish Capture Method**	**Fish Collection Summary**
Summer 2012	GN	LKWH (11), NRPK (3), SPSH (1), WALL (14), WHSC (8)
	MT	NFC

Notes: GN – gill net, MT - minnow trap, NFC – no fish captured
Fish species code (total number of fish captured), fish species codes defined in *McKay et al. 1990*

Photo 1: Winefred Lake facing north. 18 October 2012

Photo 2: Western shoreline vegetated by bulrush and cattails. 18 October 2012

CLIENT: Devon Canada Corporation	**DATE:** November 2018
PROJECT: Pike 2 Project	**JOB No.:** CE04808
SUMMARY OF PHYSICAL AND CHEMICAL DATA Site P2-WL – Winefred Lake	**FIGURE: F6-13**

Water Body Survey Information

Site No.: P2-GL

Water Body Name: Grist Lake		UTM Location: 12U 532918E 6136123N
Watershed: Winefred Lake		Access: Boat
Summer Survey: 17-Aug-2012	Fall Survey: 18-Oct-2012	Winter Survey: 9-Mar-2013

Chemical Data

Parameter	Summer 2012	Fall 2012	Winter 2013
Water Temperature (°C)	19.4	8.3	0.6
pH	8.81	7.96	8.12
Dissolved Oxygen (DO) (mg/L)	9.15	8.79	0.86
Conductivity (µS/cm)	221	142	114

Physical Data

Basin Characteristics

Lake Basin Genesis: Unknown	Hillslope Coupling: Decoupled	Shoreline Type: Sand/Gravel

Aquatic Vegetation

Cover Categories and Type	Summer 2012	Fall 2012
Emergent Vegetation (% Cover)	Trace	Trace
Dominant Species:	Bulrush, Common Cattails	Bulrush, Common Cattails
Submergent Vegetation (% Cover)	Trace	Trace
Dominant Species:	Arrowhead, Yellow Pond-Lily, Coontail, White-Stem Pondweed	Arrowhead, Yellow Pond-Lily, Coontail, White-Stem Pondweed

Temperature and Dissolved Oxygen Profiles

Profile 1 (Summer 2012)			Profile 3 (Fall 2012)			Profile 2 (Winter 2013)		
Depth (m)	Temperature (°C)	Dissolved Oxygen (mg/L)	Depth (m)	Temperature (°C)	Dissolved Oxygen (mg/L)	Depth (m)	Temperature (°C)	Dissolved Oxygen (mg/L)
1	18.5	9.31	1	8.3	8.84	1	0.6	0.86
2	18.3	9.25	2	8.3	7.72	2	1.3	6.01
3	18.2	9.25	3	8.3	7.12	3	1.7	9.53
4	18.1	9.26	4	8.3	6.32	4	1.8	10.08
5	18.1	9.27	5	8.3	6.21	5	1.9	9.33
6	18.0	9.28	6	8.3	5.53	6	2.0	10.23
7	17.9	9.29	7	8.3	5.37	7	2.1	9.36
8	17.9	9.29	8	8.3	5.30	8	2.2	10.42
9	17.8	9.27	9	8.3	5.52	9	2.3	10.53
10	16.7	9.45	10	8.3	5.46	10	2.4	9.57
11	12.8	11.07	11	8.3	5.20	11	2.5	9.42
12	10.2	10.60	12	8.3	5.30	12	2.7	9.42
13	9.1	9.40	13	8.3	4.73	13	2.8	9.55
14	8.4	8.82	14	8.3	4.78	14	2.9	9.51
-	-	-	15	8.3	5.17	15	3.0	9.61
-	-	-	16	8.3	4.88	16	3.1	9.29
-	-	-	17	8.3	4.88	17	3.1	9.61
-	-	-	18	8.3	4.65	18	3.1	9.34
-	-	-	19	8.3	4.95	19	3.1	9.13
-	-	-	20	8.3	4.82	20	3.1	8.93
-	-	-	-	-	-	21	3.1	8.03
-	-	-	-	-	-	22	3.1	7.29
-	-	-	-	-	-	23	3.1	5.56
-	-	-	-	-	-	24	3.1	4.98
						25	3.1	4.95
Max Depth (m) = 21.3			Max Depth (m) = 20.1			Max Depth (m) = 25.4		

Fish Capture Data

Season	Fish Capture Method	Fish Collection Summary
Summer 2012	GN	LKWH (10)
	MT	LKCH (1), LKWH (5), WHSC (11)

Notes: GN – gill net, MT - minnow trap
Fish species code (total number of fish captured), fish species codes defined in *McKay et al. 1990*

Photo 1: Mixed forest along the east shoreline. 17 August 2012

Photo 2: Outlet channel. 17 August 2012

CLIENT: Devon Canada Corporation	**DATE:** November 2018
PROJECT: Pike 2 Project	**JOB No.:** CE04808
SUMMARY OF PHYSICAL AND CHEMICAL DATA Site P2-GL – Grist Lake	**FIGURE: F6-14**

devon

Appendix F7

Benthic Invertebrate Raw Data

Table F7-1: Benthic Data for Local and Regional Study Area Samples

Phylum	Class	Order	Family	Subfamily	Tribe	Taxon	P2-1 - ALSA											
							Rep 1	Rep 2	Rep 3	Rep 4	Rep 5	SUM	MEAN	RA	SD	SE	MIN	MAX
Annelida	Clitellata	Hirudinida	Erpobdellidae	Erpobdellinae		Erpobdella punctata	0	0	0	0	0	0	0	0	0	0	0	0
Annelida	Clitellata	Hirudinida	Erpobdellidae	Erpobdellinae		Erpobdella sp.	0	0	0	0	0	0	0	0	0	0	0	0
Annelida	Clitellata	Hirudinida	Erpobdellidae	Erpobdellinae		Nephelopsis obscura	0	0	0	0	0	0	0	0	0	0	0	0
Annelida	Clitellata	Hirudinida	Erpobdellidae			Dina parva	0	0	0	0	0	0	0	0	0	0	0	0
Annelida	Clitellata	Hirudinida	Glossiphoniidae	Glossiphoniinae		Glossiphonia elegans	0	0	0	0	0	0	0	0	0	0	0	0
Annelida	Clitellata	Hirudinida	Glossiphoniidae	Haementeriinae		Helobdella sp.	0	0	0	0	0	0	0	0	0	0	0	0
Annelida	Clitellata	Hirudinida	Glossiphoniidae	Haementeriinae		Helobdella stagnalis	0	0	0	0	0	0	0	0	0	0	0	0
Annelida	Clitellata	Lumbriculida	Lumbriculidae			Lumbriculidae indet.	0	0	0	0	0	0	0	0	0	0	0	0
Annelida	Clitellata	Lumbriculida	Lumbriculidae			Lumbriculus sp.	0	0	0	0	0	0	0	0	0	0	0	0
Annelida	Clitellata	Lumbriculida	Lumbriculidae			Lumbriculus variegatus	0	0	0	0	0	0	0	0	0	0	0	0
Annelida	Clitellata	Tubificida	Naididae	Naidinae		Arcteonais lomondi	0	0	0	0	0	0	0	0	0	0	0	0
Annelida	Clitellata	Tubificida	Naididae	Naidinae		Dero sp.	0	0	0	0	0	0	0	0	0	0	0	0
Annelida	Clitellata	Tubificida	Naididae	Naidinae		Naidinae indet.	0	0	0	0	0	0	0	0	0	0	0	0
Annelida	Clitellata	Tubificida	Naididae	Naidinae		Nais communis	0	0	0	0	0	0	0	0	0	0	0	0
Annelida	Clitellata	Tubificida	Naididae	Naidinae		Nais simplex	0	0	0	0	0	0	0	0	0	0	0	0
Annelida	Clitellata	Tubificida	Naididae	Naidinae		Nais sp.	0	0	0	0	0	0	0	0	0	0	0	0
Annelida	Clitellata	Tubificida	Naididae	Naidinae		Nais variabilis	0	0	0	0	0	0	0	0	0	0	0	0
Annelida	Clitellata	Tubificida	Naididae	Naidinae		Slavina appendiculata	0	0	0	0	0	0	0	0	0	0	0	0
Annelida	Clitellata	Tubificida	Naididae	Naidinae		Specaria josinae	0	0	0	0	0	0	0	0	0	0	0	0
Annelida	Clitellata	Tubificida	Naididae	Naidinae		Stylaria lacustris	0	0	0	0	0	0	0	0	0	0	0	0
Annelida	Clitellata	Tubificida	Naididae	Pristininae		Pristina aequiseta	0	0	0	0	0	0	0	0	0	0	0	0
Annelida	Clitellata	Tubificida	Naididae	Pristininae		Pristina leidyi	0	0	0	0	0	0	0	0	0	0	0	0
Annelida	Clitellata	Tubificida	Naididae	Pristininae		Pristina sp.	0	0	0	0	0	0	0	0	0	0	0	0
Annelida	Clitellata	Tubificida	Naididae	Rhyacodrilinae		Rhyacodrilus sp.	0	0	0	0	0	0	0	0	0	0	0	0
Annelida	Clitellata	Tubificida	Naididae	Tubificinae		Ilyodrilus sp.	0	0	0	0	0	0	0	0	0	0	0	0
Annelida	Clitellata	Tubificida	Naididae	Tubificinae		Limnodrilus sp.	0	0	0	0	1	1	0	2	0	1	0	1
Annelida	Clitellata	Tubificida	Naididae	Tubificinae		Limnodrilus udekemianus	0	0	0	0	0	0	0	0	0	0	0	0
Annelida	Clitellata	Tubificida	Naididae	Tubificinae		Tubificinae indet.	4	2	4	1	0	11	2	22	2	4	0	4
Annelida	Clitellata	Tubificida	Naididae			Naididae indet.	0	0	0	0	0	0	0	0	0	0	0	0
Annelida	Clitellata		Enchytraeidae			Enchytraeidae indet.	0	0	0	0	0	0	0	0	0	0	0	0
Annelida	Clitellata		Enchytraeidae			Enchytraeus sp.	0	0	0	0	0	0	0	0	0	0	0	0
Annelida	Clitellata					Oligochaeta indet.	0	0	0	0	0	0	0	0	0	0	0	0
Arthropoda	Arachnida	Sarcoptiformes				Oribatida indet.	0	0	0	0	0	0	0	0	0	0	0	0
Arthropoda	Arachnida	Trombidiformes	Hygrobatidae			Hygrobates sp.	0	0	0	0	0	0	0	0	0	0	0	0
Arthropoda	Arachnida	Trombidiformes	Oxidae			Oxidae indet.	0	0	0	0	0	0	0	0	0	0	0	0
Arthropoda	Arachnida	Trombidiformes	Unionicolidae			Neumania sp.	0	0	0	0	0	0	0	0	0	0	0	0
Arthropoda	Arachnida	Trombidiformes	Unionicolidae			Unionicola sp.	0	0	0	0	0	0	0	0	0	0	0	0
Arthropoda	Arachnida					Acari indet.	0	0	0	0	0	0	0	0	0	0	0	0
Arthropoda	Branchiopoda	Diplostraca				Cladocera indet.	0	0	0	0	0	0	0	0	0	0	0	0
Arthropoda	Branchiopoda	Diplostraca				Cladocera indet. Ephippia	0	0	0	0	0	0	0	0	0	0	0	0
Arthropoda	Insecta	Coleoptera	Chrysomelidae			Chrysomelidae indet.	3	0	0	0	0	3	1	6	1	3	0	3
Arthropoda	Insecta	Coleoptera	Noteridae	Noterinae		Notomicrus sp.	0	0	0	0	0	0	0	0	0	0	0	0
Arthropoda	Insecta	Coleoptera				Coleoptera indet.	0	0	0	0	0	0	0	0	0	0	0	0
Arthropoda	Insecta	Diptera	Ceratopogonidae	Ceratopogoninae	Ceratopogonini	Serromyia sp.	0	0	0	0	0	0	0	0	0	0	0	0
Arthropoda	Insecta	Diptera	Ceratopogonidae	Ceratopogoninae	Palpomyiini	Bezzia/Palpomyia sp.	0	0	0	0	0	0	0	0	0	0	0	0
Arthropoda	Insecta	Diptera	Ceratopogonidae	Ceratopogoninae	Sphaeromiini	Probezzia sp.	0	0	0	0	1	1	0	2	0	1	0	1
Arthropoda	Insecta	Diptera	Ceratopogonidae	Dasyheleinae		Dasyhelea sp.	0	0	0	4	1	5	1	10	2	4	0	4
Arthropoda	Insecta	Diptera	Ceratopogonidae			Ceratopogonidae indet.	3	0	0	1	0	4	1	8	1	3	0	3
Arthropoda	Insecta	Diptera	Chaoboridae	Chaoborinae		Chaoborus sp.	0	0	0	0	0	0	0	0	0	0	0	0
Arthropoda	Insecta	Diptera	Chironomidae	Chironominae	Chironomini	Chironomini indet.	0	0	0	0	0	0	0	0	0	0	0	0
Arthropoda	Insecta	Diptera	Chironomidae	Chironominae	Chironomini	Chironomus sp.	0	0	0	0	0	0	0	0	0	0	0	0
Arthropoda	Insecta	Diptera	Chironomidae	Chironominae	Chironomini	Cryptochironomus sp.	0	0	0	0	0	0	0	0	0	0	0	0
Arthropoda	Insecta	Diptera	Chironomidae	Chironominae	Chironomini	Demicryptochironomus sp.	0	0	0	0	0	0	0	0	0	0	0	0
Arthropoda	Insecta	Diptera	Chironomidae	Chironominae	Chironomini	Dicrotendipes sp.	0	0	0	0	0	0	0	0	0	0	0	0
Arthropoda	Insecta	Diptera	Chironomidae	Chironominae	Chironomini	Endochironomus sp.	0	0	0	0	0	0	0	0	0	0	0	0
Arthropoda	Insecta	Diptera	Chironomidae	Chironominae	Chironomini	Glyptotendipes sp.	0	0	0	0	0	0	0	0	0	0	0	0
Arthropoda	Insecta	Diptera	Chironomidae	Chironominae	Chironomini	Polypedilum aviceps	0	0	0	0	1	1	0	2	0	1	0	1
Arthropoda	Insecta	Diptera	Chironomidae	Chironominae	Chironomini	Polypedilum sp.	0	0	0	0	0	0	0	0	0	0	0	0
Arthropoda	Insecta	Diptera	Chironomidae	Chironominae	Chironomini	Stictochironomus sp.	0	0	0	0	1	1	0	2	0	1	0	1
Arthropoda	Insecta	Diptera	Chironomidae	Chironominae	Pseudochironomini	Pseudochironomus sp.	0	0	0	0	0	0	0	0	0	0	0	0
Arthropoda	Insecta	Diptera	Chironomidae	Chironominae	Tanytarsini	Cladotanytarsus sp.	0	0	0	0	0	0	0	0	0	0	0	0
Arthropoda	Insecta	Diptera	Chironomidae	Chironominae	Tanytarsini	Micropsectra/Tanytarsus sp. complex	0	0	0	0	0	0	0	0	0	0	0	0
Arthropoda	Insecta	Diptera	Chironomidae	Chironominae	Tanytarsini	Paratanytarsus sp.	0	0	0	0	0	0	0	0	0	0	0	0
Arthropoda	Insecta	Diptera	Chironomidae	Chironominae	Tanytarsini	Rheotanytarsus sp.	0	0	0	0	0	0	0	0	0	0	0	0
Arthropoda	Insecta	Diptera	Chironomidae	Chironominae	Tanytarsini	Tanytarsini indet.	0	0	0	0	0	0	0	0	0	0	0	0
Arthropoda	Insecta	Diptera	Chironomidae	Chironominae	Tanytarsini	Tanytarsus sp.	0	0	0	0	0	0	0	0	0	0	0	0
Arthropoda	Insecta	Diptera	Chironomidae	Chironominae		Chironominae indet.	0	0	0	0	0	0	0	0	0	0	0	0
Arthropoda	Insecta	Diptera	Chironomidae	Diamesinae	Diamesini	Potthastia sp.	0	0	0	0	0	0	0	0	0	0	0	0
Arthropoda	Insecta	Diptera	Chironomidae	Orthocladiinae	Corynoneurini	Corynoneura sp.	0	0	0	0	0	0	0	0	0	0	0	0
Arthropoda	Insecta	Diptera	Chironomidae	Orthocladiinae	Orthocladiini/Metriocnemini	Cricotopus/Orthocladius sp. complex	0	0	0	0	0	0	0	0	0	0	0	0
Arthropoda	Insecta	Diptera	Chironomidae	Orthocladiinae	Orthocladiini/Metriocnemini	Nanocladius sp.	0	0	0	0	0	0	0	0	0	0	0	0
Arthropoda	Insecta	Diptera	Chironomidae	Orthocladiinae	Orthocladiini/Metriocnemini	Orthocladiinae indet.	0	0	0	0	0	0	0	0	0	0	0	0
Arthropoda	Insecta	Diptera	Chironomidae	Orthocladiinae	Orthocladiini/Metriocnemini	Parakiefferiella sp.	0	0	0	0	0	0	0	0	0	0	0	0
Arthropoda	Insecta	Diptera	Chironomidae	Orthocladiinae	Orthocladiini/Metriocnemini	Parametriocnemus sp.	0	0	0	0	0	0	0	0	0	0	0	0
Arthropoda	Insecta	Diptera	Chironomidae	Orthocladiinae		Orthocladiinae indet. A	0	0	0	0	0	0	0	0	0	0	0	0
Arthropoda	Insecta	Diptera	Chironomidae	Tanypodinae	Pentaneurini	Ablabesmyia sp.	0	0	0	0	0	0	0	0	0	0	0	0
Arthropoda	Insecta	Diptera	Chironomidae	Tanypodinae	Pentaneurini	Pentaneurini indet.	0	0	0	0	0	0	0	0	0	0	0	0
Arthropoda	Insecta	Diptera	Chironomidae	Tanypodinae	Procladiini	Procladius sp.	0	0	0	0	0	0	0	0	0	0	0	0
Arthropoda	Insecta	Diptera	Chironomidae	Tanypodinae		Tanypodinae indet.	0	0	0	0	0	0	0	0	0	0	0	0
Arthropoda	Insecta	Diptera	Chironomidae			Chironomidae indet.	0	0	0	0	0	0	0	0	0	0	0	0
Arthropoda	Insecta	Diptera	Tabanidae	Chrysopsinae	Chrysopsini	Chrysops sp.	0	0	0	0	0	0	0	0	0	0	0	0
Arthropoda	Insecta	Diptera	Tabanidae			Tabanidae indet.	0	0	0	0	0	0	0	0	0	0	0	0
Arthropoda	Insecta	Diptera	Tipulidae			Tipulidae indet.	0	0	0	0	0	0	0	0	0	0	0	0
Arthropoda	Insecta	Diptera				Diptera indet.	0	0	3	0	0	3	1	6	1	3	0	3
Arthropoda	Insecta	Ephemeroptera	Baetiscidae			Baetisca columbiana	0	0	0	2	0	2	0	4	1	2	0	2
Arthropoda	Insecta	Ephemeroptera	Caenidae	Caeninae		Caenis latipennis	0	0	0	0	0	0	0	0	0	0	0	0
Arthropoda	Insecta	Ephemeroptera	Caenidae	Caeninae		Caenis sp.	0	0	0	0	0	0	0	0	0	0	0	0
Arthropoda	Insecta	Ephemeroptera	Caenidae	Caeninae		Caenis youngi	0	0	0	0	0	0	0	0	0	0	0	0
Arthropoda	Insecta	Ephemeroptera	Ephemeridae			Ephemera simulans	0	0	0	0	0	0	0	0	0	0	0	0
Arthropoda	Insecta	Ephemeroptera	Ephemeridae			Hexagenia limbata	0	0	0	1	1	2	0	4	1	1	0	1
Arthropoda	Insecta	Ephemeroptera	Heptageniidae			Heptageniidae indet.	0	0	0	0	0	0	0	0	0	0	0	0
Arthropoda	Insecta	Ephemeroptera				Ephemeroptera indet.	0	0	0	0	0	0	0	0	0	0	0	0
Arthropoda	Insecta	Hemiptera				Auchenorrhyncha indet.	1	0	0	0	0	1	0	2	0	1	0	1
Arthropoda	Insecta	Plecoptera	Taeniopterygidae			Taeniopterygidae indet.	0	0	0	0	0	0	0	0	0	0	0	0
Arthropoda	Insecta	Plecoptera				Plecoptera indet.	0	0	0	0	0	0	0	0	0	0	0	0
Arthropoda	Insecta	Trichoptera	Hydroptilidae	Hydroptilinae	Hydroptilini	Oxyethira sp.	0	0	0	0	0	0	0	0	0	0	0	0
Arthropoda	Insecta	Trichoptera	Hydroptilidae			Hydroptilidae indet.	0	0	0	0	0	0	0	0	0	0	0	0
Arthropoda	Insecta	Trichoptera	Leptoceridae	Leptocerinae	Mystacidini	Mystacides sp.	0	0	0	0	0	0	0	0	0	0	0	0
Arthropoda	Insecta	Trichoptera	Leptoceridae	Leptocerinae		Oecetis sp.	0	0	0	0	0	0	0	0	0	0	0	0
Arthropoda	Insecta	Trichoptera	Leptoceridae			Leptoceridae indet.	0	0	0	0	0	0	0	0	0	0	0	0
Arthropoda	Insecta	Trichoptera	Molannidae			Molanna sp.	0	0	0	0	0	0	0	0	0	0	0	0
Arthropoda	Insecta	Trichoptera	Polycentropodidae	Polycentropodinae		Polycentropus sp.	0	0	0	0	0	0	0	0	0	0	0	0
Arthropoda	Insecta	Trichoptera	Uenoidae			Uenoidae indet.	0	0	0	0	0	0	0	0	0	0	0	0
Arthropoda	Insecta	Trichoptera				Trichoptera indet.	0	0	0	1	0	1	0	2	0	1	0	1
Arthropoda	Insecta					Insecta indet.	0	0	0	0	0	0	0	0	0	0	0	0
Arthropoda	Malacostraca	Amphipoda	Crangonyctidae			Crangonyctidae indet.	0	0	0	0	0	0	0	0	0	0	0	0
Arthropoda	Malacostraca	Amphipoda	Gammaridae			Gammarus sp.	0	0	0	0	0	0	0	0	0	0	0	0
Arthropoda	Malacostraca	Amphipoda	Hyalellidae			Hyalella sp.	0	0	0	1	0	1	0	2	0	1	0	1
Arthropoda	Maxillipoda					Copepoda indet.	0	0	0	0	0	0	0	0	0	0	0	0
Arthropoda	Ostracoda					Ostracoda indet.	0	0	0	0	0	0	0	0	0	0	0	0
Bryozoa						Bryozoa indet.	0	0	0	0	0	0	0	0	0	0	0	0
Cnidaria	Hydrozoa	Anthoathecatae	Hydridae			Hydra sp.	0	0	0	0	0	0	0	0	0	0	0	0
MEMO						Invertebrate indet. Eggs/Egg mass	0	0	3	0	1	4	1	8	1	3	0	3
Mollusca	Bivalvia	Veneroida	Pisidiidae			Pisidiidae indet.	1	0	0	0	2	3	1	6	1	2	0	2
Mollusca	Bivalvia	Veneroida	Pisidiidae	Pisidiinae		Pisidium sp.	0	0	0	0	0	0	0	0	0	0	0	0
Mollusca	Gastropoda	Basommatophora	Lymnaeidae			Lymnaea stagnalis jugularis	0	0	0	0	0	0	0	0	0	0	0	0
Mollusca	Gastropoda	Basommatophora	Lymnaeidae			Lymnaeidae indet.	0	0	0	0	0	0	0	0	0	0	0	0
Mollusca	Gastropoda	Basommatophora	Lymnaeidae			Stagnicola sp.	0	0	0	0	0	0	0	0	0	0	0	0
Mollusca	Gastropoda	Basommatophora	Planorbidae			Gyraulus deflectus	0	0	0	0	0	0	0	0	0	0	0	0
Mollusca	Gastropoda	Basommatophora	Planorbidae			Gyraulus sp.	0	0	0	0	0	0	0	0	0	0	0	0
Mollusca	Gastropoda	Basommatophora	Planorbidae			Planorbidae indet.	0	0	1	0	0	1	0	2	0	1	0	1
Mollusca	Gastropoda	Heterostropha	Valvatidae			Valvata tricarinata	0	0	0	0	0	0	0	0	0	0	0	0
Mollusca	Gastropoda					Gastropoda indet.	0	0	0	0	0	0	0	0	0	0	0	0
Nematoda						Nemata indet.	0	0	0	1	3	4	1	8	1	3	0	3
Platyhelminthes						Platyhelminthes indet.	0	0	0	0	0	0	0	0	0	0	0	0
						Total Abundance	**12**	**2**	**11**	**12**	**12**	**49**	**9.8**	**100**	**16.02999**	**35.84416**	**0**	**36**

Table F7-1: Benthic Data for Local and Regional Study Area Samples

Phylum	Class	Order	Family	Subfamily	Tribe	Taxon	P2-4 (2012) - ALSA											
							Rep 1	Rep 2	Rep 3	Rep 4	Rep 5	SUM	MEAN	RA	SD	SE	MIN	MAX
Annelida	Clitellata	Hirudinida	Erpobdellidae	Erpobdellinae		Erpobdella punctata	0	0	0	3	0	3	1	0	1	3	0	3
Annelida	Clitellata	Hirudinida	Erpobdellidae	Erpobdellinae		Erpobdella sp.	0	0	0	0	0	0	0	0	0	0	0	0
Annelida	Clitellata	Hirudinida	Erpobdellidae	Erpobdellinae		Nephelopsis obscura	0	0	8	0	4	12	2	0	4	8	0	8
Annelida	Clitellata	Hirudinida	Erpobdellidae			Dina parva	0	0	4	0	0	4	1	0	2	4	0	4
Annelida	Clitellata	Hirudinida	Glossiphoniidae	Glossiphoniinae		Glossiphonia elegans	0	0	4	3	0	7	1	0	2	4	0	4
Annelida	Clitellata	Hirudinida	Glossiphoniidae	Haementeriinae		Helobdella sp.	0	0	0	0	0	0	0	0	0	0	0	0
Annelida	Clitellata	Hirudinida	Glossiphoniidae	Haementeriinae		Helobdella stagnalis	0	0	4	0	0	4	1	0	2	4	0	4
Annelida	Clitellata	Lumbriculida	Lumbriculidae			Lumbriculidae indet.	0	0	0	0	0	0	0	0	0	0	0	0
Annelida	Clitellata	Lumbriculida	Lumbriculidae			Lumbriculus sp.	0	0	0	0	0	0	0	0	0	0	0	0
Annelida	Clitellata	Lumbriculida	Lumbriculidae			Lumbriculus variegatus	0	0	0	0	0	0	0	0	0	0	0	0
Annelida	Clitellata	Tubificida	Naididae	Naidinae		Arcteonais lomondi	0	0	0	0	0	0	0	0	0	0	0	0
Annelida	Clitellata	Tubificida	Naididae	Naidinae		Dero sp.	0	0	0	0	0	0	0	0	0	0	0	0
Annelida	Clitellata	Tubificida	Naididae	Naidinae		Naidinae indet.	0	0	0	0	0	0	0	0	0	0	0	0
Annelida	Clitellata	Tubificida	Naididae	Naidinae		Nais communis	0	15	8	9	4	36	7	0	6	13	0	15
Annelida	Clitellata	Tubificida	Naididae	Naidinae		Nais simplex	24	6	4	21	12	67	13	1	9	20	4	24
Annelida	Clitellata	Tubificida	Naididae	Naidinae		Nais sp.	0	0	0	0	0	0	0	0	0	0	0	0
Annelida	Clitellata	Tubificida	Naididae	Naidinae		Nais variabilis	0	0	0	0	8	8	2	0	4	8	0	8
Annelida	Clitellata	Tubificida	Naididae	Naidinae		Slavina appendiculata	0	0	0	0	0	0	0	0	0	0	0	0
Annelida	Clitellata	Tubificida	Naididae	Naidinae		Specaria josinae	0	0	0	0	0	0	0	0	0	0	0	0
Annelida	Clitellata	Tubificida	Naididae	Naidinae		Stylaria lacustris	0	0	0	0	0	0	0	0	0	0	0	0
Annelida	Clitellata	Tubificida	Naididae	Pristininae		Pristina aequiseta	0	0	4	0	4	8	2	0	2	5	0	4
Annelida	Clitellata	Tubificida	Naididae	Pristininae		Pristina leidyi	0	0	0	6	0	6	1	0	3	6	0	6
Annelida	Clitellata	Tubificida	Naididae	Pristininae		Pristina sp.	0	0	0	0	0	0	0	0	0	0	0	0
Annelida	Clitellata	Tubificida	Naididae	Rhyacodrilinae		Rhyacodrilus sp.	0	0	0	0	0	0	0	0	0	0	0	0
Annelida	Clitellata	Tubificida	Naididae	Tubificinae		Ilyodrilus sp.	0	0	0	0	0	0	0	0	0	0	0	0
Annelida	Clitellata	Tubificida	Naididae	Tubificinae		Limnodrilus sp.	0	0	0	0	0	0	0	0	0	0	0	0
Annelida	Clitellata	Tubificida	Naididae	Tubificinae		Limnodrilus udekemianus	0	0	0	0	0	0	0	0	0	0	0	0
Annelida	Clitellata	Tubificida	Naididae	Tubificinae		Tubificinae indet.	0	0	0	0	0	0	0	0	0	0	0	0
Annelida	Clitellata	Tubificida	Naididae			Naididae indet.	0	0	0	0	4	4	1	0	2	4	0	4
Annelida	Clitellata		Enchytraeidae			Enchytraeidae indet.	6	0	0	0	0	6	1	0	3	6	0	6
Annelida	Clitellata		Enchytraeidae			Enchytraeus sp.	0	0	16	6	0	22	4	0	7	16	0	16
Annelida	Clitellata					Oligochaeta indet.	0	0	0	0	0	0	0	0	0	0	0	0
Arthropoda	Arachnida	Sarcoptiformes				Oribatida indet.	6	6	8	15	20	55	11	1	6	14	6	20
Arthropoda	Arachnida	Trombidiformes	Hygrobatidae			Hygrobates sp.	0	0	0	3	0	3	1	0	1	3	0	3
Arthropoda	Arachnida	Trombidiformes	Oxidae			Oxidae indet.	0	0	0	0	0	0	0	0	0	0	0	0
Arthropoda	Arachnida	Trombidiformes	Unionicolidae			Neumania sp.	0	0	0	0	0	0	0	0	0	0	0	0
Arthropoda	Arachnida	Trombidiformes	Unionicolidae			Unionicola sp.	0	0	0	0	0	0	0	0	0	0	0	0
Arthropoda	Arachnida					Acari indet.	0	0	0	0	0	0	0	0	0	0	0	0
Arthropoda	Branchiopoda	Diplostraca				Cladocera indet.	0	0	0	0	0	0	0	0	0	0	0	0
Arthropoda	Branchiopoda	Diplostraca				Cladocera indet. Ephippia	0	0	0	0	0	0	0	0	0	0	0	0
Arthropoda	Insecta	Coleoptera	Chrysomelidae			Chrysomelidae indet.	0	0	0	0	0	0	0	0	0	0	0	0
Arthropoda	Insecta	Coleoptera	Noteridae	Noterinae		Notomicrus sp.	6	0	0	0	0	6	1	0	3	6	0	6
Arthropoda	Insecta	Coleoptera				Coleoptera indet.	0	0	0	0	0	0	0	0	0	0	0	0
Arthropoda	Insecta	Diptera	Ceratopogonidae	Ceratopogoninae	Ceratopogonini	Serromyia sp.	0	0	0	0	0	0	0	0	0	0	0	0
Arthropoda	Insecta	Diptera	Ceratopogonidae	Ceratopogoninae	Palpomyiini	Bezzia/Palpomyia sp.	18	21	16	0	8	63	13	1	9	19	0	21
Arthropoda	Insecta	Diptera	Ceratopogonidae	Ceratopogoninae	Sphaeromiini	Probezzia sp.	18	15	32	12	32	109	22	1	10	21	12	32
Arthropoda	Insecta	Diptera	Ceratopogonidae	Dasyheleinae		Dasyhelea sp.	0	0	0	0	0	0	0	0	0	0	0	0
Arthropoda	Insecta	Diptera	Ceratopogonidae			Ceratopogonidae indet.	0	0	0	0	0	0	0	0	0	0	0	0
Arthropoda	Insecta	Diptera	Chaoboridae	Chaoborinae		Chaoborus sp.	6	0	4	6	4	20	4	0	2	5	0	6
Arthropoda	Insecta	Diptera	Chironomidae	Chironominae	Chironomini	Chironomini indet.	36	24	4	0	0	64	13	1	16	37	0	36
Arthropoda	Insecta	Diptera	Chironomidae	Chironominae	Chironomini	Chironomus sp.	0	0	0	0	0	0	0	0	0	0	0	0
Arthropoda	Insecta	Diptera	Chironomidae	Chironominae	Chironomini	Cryptochironomus sp.	0	6	4	0	8	18	4	0	4	8	0	8
Arthropoda	Insecta	Diptera	Chironomidae	Chironominae	Chironomini	Demicryptochironomus sp.	0	0	0	0	0	0	0	0	0	0	0	0
Arthropoda	Insecta	Diptera	Chironomidae	Chironominae	Chironomini	Dicrotendipes sp.	66	42	24	27	40	199	40	3	17	37	24	66
Arthropoda	Insecta	Diptera	Chironomidae	Chironominae	Chironomini	Endochironomus sp.	0	0	0	0	0	0	0	0	0	0	0	0
Arthropoda	Insecta	Diptera	Chironomidae	Chironominae	Chironomini	Glyptotendipes sp.	0	0	0	0	0	0	0	0	0	0	0	0
Arthropoda	Insecta	Diptera	Chironomidae	Chironominae	Chironomini	Polypedilum aviceps	0	0	0	0	0	0	0	0	0	0	0	0
Arthropoda	Insecta	Diptera	Chironomidae	Chironominae	Chironomini	Polypedilum sp.	0	0	0	0	0	0	0	0	0	0	0	0
Arthropoda	Insecta	Diptera	Chironomidae	Chironominae	Chironomini	Stictochironomus sp.	0	0	0	0	0	0	0	0	0	0	0	0
Arthropoda	Insecta	Diptera	Chironomidae	Chironominae	Pseudochironomini	Pseudochironomus sp.	204	141	200	159	212	916	183	12	31	70	141	212
Arthropoda	Insecta	Diptera	Chironomidae	Chironominae	Tanytarsini	Cladotanytarsus sp.	0	0	64	0	0	64	13	1	29	64	0	64
Arthropoda	Insecta	Diptera	Chironomidae	Chironominae	Tanytarsini	Micropsectra/Tanytarsus sp. complex	0	0	0	0	0	0	0	0	0	0	0	0
Arthropoda	Insecta	Diptera	Chironomidae	Chironominae	Tanytarsini	Paratanytarsus sp.	336	162	296	207	328	1329	266	17	77	173	162	336
Arthropoda	Insecta	Diptera	Chironomidae	Chironominae	Tanytarsini	Rheotanytarsus sp.	114	0	0	6	0	120	24	2	50	113	0	114
Arthropoda	Insecta	Diptera	Chironomidae	Chironominae	Tanytarsini	Tanytarsini indet.	132	42	36	18	32	260	52	3	46	102	18	132
Arthropoda	Insecta	Diptera	Chironomidae	Chironominae	Tanytarsini	Tanytarsus sp.	120	42	160	45	148	515	103	7	56	126	42	160
Arthropoda	Insecta	Diptera	Chironomidae	Chironominae		Chironominae indet.	36	6	60	42	4	148	30	2	24	54	4	60
Arthropoda	Insecta	Diptera	Chironomidae	Diamesinae	Diamesini	Potthastia sp.	0	3	0	0	0	3	1	0	1	3	0	3
Arthropoda	Insecta	Diptera	Chironomidae	Orthocladiinae	Corynoneurini	Corynoneura sp.	0	0	0	0	0	0	0	0	0	0	0	0
Arthropoda	Insecta	Diptera	Chironomidae	Orthocladiinae	Orthocladiini/Metriocnemini	Cricotopus/Orthocladius sp. complex	222	18	132	18	92	482	96	6	86	192	18	222
Arthropoda	Insecta	Diptera	Chironomidae	Orthocladiinae	Orthocladiini/Metriocnemini	Nanocladius sp.	12	3	4	0	4	23	5	0	4	10	0	12
Arthropoda	Insecta	Diptera	Chironomidae	Orthocladiinae	Orthocladiini/Metriocnemini	Orthocladiinae indet.	6	24	24	3	0	57	11	1	12	26	0	24
Arthropoda	Insecta	Diptera	Chironomidae	Orthocladiinae	Orthocladiini/Metriocnemini	Parakiefferiella sp.	0	0	0	0	0	0	0	0	0	0	0	0
Arthropoda	Insecta	Diptera	Chironomidae	Orthocladiinae	Orthocladiini/Metriocnemini	Parametriocnemus sp.	0	0	0	0	0	0	0	0	0	0	0	0
Arthropoda	Insecta	Diptera	Chironomidae	Orthocladiinae		Orthocladiinae indet. A	36	24	36	21	16	133	27	2	9	20	16	36
Arthropoda	Insecta	Diptera	Chironomidae	Tanypodinae	Pentaneurini	Ablabesmyia sp.	6	3	0	0	4	13	3	0	3	6	0	6
Arthropoda	Insecta	Diptera	Chironomidae	Tanypodinae	Pentaneurini	Pentaneurini indet.	0	0	0	0	0	0	0	0	0	0	0	0
Arthropoda	Insecta	Diptera	Chironomidae	Tanypodinae	Procladiini	Procladius sp.	12	15	8	6	28	69	14	1	9	19	6	28
Arthropoda	Insecta	Diptera	Chironomidae	Tanypodinae		Tanypodinae indet.	0	3	4	3	0	10	2	0	2	4	0	4
Arthropoda	Insecta	Diptera	Chironomidae			Chironomidae indet.	72	39	44	9	52	216	43	3	23	51	9	72
Arthropoda	Insecta	Diptera	Tabanidae	Chrysopsinae	Chrysopsini	Chrysops sp.	0	0	0	0	0	0	0	0	0	0	0	0
Arthropoda	Insecta	Diptera	Tabanidae			Tabanidae indet.	0	0	0	0	0	0	0	0	0	0	0	0
Arthropoda	Insecta	Diptera	Tipulidae			Tipulidae indet.	0	0	0	0	4	4	1	0	2	4	0	4
Arthropoda	Insecta	Diptera				Diptera indet.	0	0	0	0	0	0	0	0	0	0	0	0
Arthropoda	Insecta	Ephemeroptera	Baetiscidae			Baetisca columbiana	0	0	0	0	0	0	0	0	0	0	0	0
Arthropoda	Insecta	Ephemeroptera	Caenidae	Caeninae		Caenis latipennis	78	54	32	18	84	266	53	3	29	64	18	84
Arthropoda	Insecta	Ephemeroptera	Caenidae	Caeninae		Caenis sp.	0	0	0	0	0	0	0	0	0	0	0	0
Arthropoda	Insecta	Ephemeroptera	Caenidae	Caeninae		Caenis youngi	0	0	0	0	0	0	0	0	0	0	0	0
Arthropoda	Insecta	Ephemeroptera	Ephemeridae			Ephemera simulans	19	0	0	0	4	23	5	0	8	18	0	19
Arthropoda	Insecta	Ephemeroptera	Ephemeridae			Hexagenia limbata	0	0	0	0	0	0	0	0	0	0	0	0
Arthropoda	Insecta	Ephemeroptera	Heptageniidae			Heptageniidae indet.	0	0	0	0	0	0	0	0	0	0	0	0
Arthropoda	Insecta	Ephemeroptera				Ephemeroptera indet.	0	0	4	0	0	4	1	0	2	4	0	4
Arthropoda	Insecta	Hemiptera				Auchenorrhyncha indet.	0	0	0	0	0	0	0	0	0	0	0	0
Arthropoda	Insecta	Plecoptera	Taeniopterygidae			Taeniopterygidae indet.	0	0	0	0	0	0	0	0	0	0	0	0
Arthropoda	Insecta	Plecoptera				Plecoptera indet.	0	0	0	0	0	0	0	0	0	0	0	0
Arthropoda	Insecta	Trichoptera	Hydroptilidae	Hydroptilinae	Hydroptilini	Oxyethira sp.	0	0	0	0	0	0	0	0	0	0	0	0
Arthropoda	Insecta	Trichoptera	Hydroptilidae			Hydroptilidae indet.	0	0	0	0	0	0	0	0	0	0	0	0
Arthropoda	Insecta	Trichoptera	Leptoceridae	Leptocerinae	Mystacidini	Mystacides sp.	0	6	8	3	0	17	3	0	4	8	0	8
Arthropoda	Insecta	Trichoptera	Leptoceridae	Leptocerinae		Oecetis sp.	12	18	32	24	16	102	20	1	8	17	12	32
Arthropoda	Insecta	Trichoptera	Leptoceridae			Leptoceridae indet.	12	3	0	0	0	15	3	0	5	12	0	12
Arthropoda	Insecta	Trichoptera	Molannidae			Molanna sp.	0	0	0	0	0	0	0	0	0	0	0	0
Arthropoda	Insecta	Trichoptera	Polycentropodidae	Polycentropodinae		Polycentropus sp.	0	0	0	0	0	0	0	0	0	0	0	0
Arthropoda	Insecta	Trichoptera	Uenoidae			Uenoidae indet.	0	0	0	3	0	3	1	0	1	3	0	3
Arthropoda	Insecta	Trichoptera				Trichoptera indet.	0	0	0	0	0	0	0	0	0	0	0	0
Arthropoda	Insecta					Insecta indet.	0	0	0	3	0	3	1	0	1	3	0	3
Arthropoda	Malacostraca	Amphipoda	Crangonyctidae			Crangonyctidae indet.	0	0	0	0	0	0	0	0	0	0	0	0
Arthropoda	Malacostraca	Amphipoda	Gammaridae			Gammarus sp.	18	9	36	3	12	78	16	1	13	28	3	36
Arthropoda	Malacostraca	Amphipoda	Hyalellidae			Hyalella sp.	30	57	28	24	120	259	52	3	40	90	24	120
Arthropoda	Maxillipoda					Copepoda indet.	36	12	36	0	4	88	18	1	17	39	0	36
Arthropoda	Ostracoda					Ostracoda indet.	6	0	12	0	16	34	7	0	7	16	0	16
Bryozoa						Bryozoa indet.	0	0	0	0	0	0	0	0	0	0	0	0
Cnidaria	Hydrozoa	Anthoathecatae	Hydridae			Hydra sp.	0	0	0	0	0	0	0	0	0	0	0	0
MEMO						Invertebrate indet. Eggs/Egg mass	0	0	0	0	0	0	0	0	0	0	0	0
Mollusca	Bivalvia	Veneroida	Pisidiidae			Pisidiidae indet.	6	0	4	6	4	20	4	0	2	5	0	6
Mollusca	Bivalvia	Veneroida	Pisidiidae	Pisidiinae		Pisidium sp.	222	219	308	201	352	1302	260	17	66	147	201	352
Mollusca	Gastropoda	Basommatophora	Lymnaeidae			Lymnaea stagnalis jugularis	0	0	0	0	1	1	0	0	0	1	0	1
Mollusca	Gastropoda	Basommatophora	Lymnaeidae			Lymnaeidae indet.	0	0	0	0	0	0	0	0	0	0	0	0
Mollusca	Gastropoda	Basommatophora	Lymnaeidae			Stagnicola sp.	0	0	0	0	0	0	0	0	0	0	0	0
Mollusca	Gastropoda	Basommatophora	Planorbidae			Gyraulus deflectus	0	0	0	0	0	0	0	0	0	0	0	0
Mollusca	Gastropoda	Basommatophora	Planorbidae			Gyraulus sp.	0	0	0	0	0	0	0	0	0	0	0	0
Mollusca	Gastropoda	Basommatophora	Planorbidae			Planorbidae indet.	0	0	0	0	0	0	0	0	0	0	0	0
Mollusca	Gastropoda	Heterostropha	Valvatidae			Valvata tricarinata	0	0	0	0	0	0	0	0	0	0	0	0
Mollusca	Gastropoda					Gastropoda indet.	0	0	0	0	0	0	0	0	0	0	0	0
Nematoda						Nemata indet.	150	27	116	3	36	332	66	4	63	141	3	150
Platyhelminthes						Platyhelminthes indet.	0	0	12	0	0	12	2	0	5	12	0	12
						Total Abundance	**2083**	**1065**	**1840**	**936**	**1721**	**7645**	**1529**	**100**	**848**	**1897**	**723**	**2687**

Table F7-1: Benthic Data for Local and Regional Study Area Samples

Phylum	Class	Order	Family	Subfamily	Tribe	Taxon	P2-4 (2016) - ALSA											
							Rep 1	Rep 2	Rep 3	Rep 4	Rep 5	SUM	MEAN	RA	SD	SE	MIN	MAX
Annelida	Clitellata	Hirudinida	Erpobdellidae	Erpobdellinae		Erpobdella punctata	0	0	0	0	0	0	0	0	0	0	0	0
Annelida	Clitellata	Hirudinida	Erpobdellidae	Erpobdellinae		Erpobdella sp.	1	2	0	1	1	5	1	0	1	2	0	2
Annelida	Clitellata	Hirudinida	Erpobdellidae	Erpobdellinae		Nephelopsis obscura	0	0	0	0	0	0	0	0	0	0	0	0
Annelida	Clitellata	Hirudinida	Erpobdellidae			Dina parva	0	0	0	0	0	0	0	0	0	0	0	0
Annelida	Clitellata	Hirudinida	Glossiphoniidae	Glossiphoniinae		Glossiphonia elegans	0	0	0	0	0	0	0	0	0	0	0	0
Annelida	Clitellata	Hirudinida	Glossiphoniidae	Haementeriinae		Helobdella sp.	0	0	1	0	0	1	0	0	1	1	0	1
Annelida	Clitellata	Hirudinida	Glossiphoniidae	Haementeriinae		Helobdella stagnalis	0	0	0	0	0	0	0	0	0	0	0	0
Annelida	Clitellata	Lumbriculida	Lumbriculidae			Lumbriculidae indet.	8	0	0	0	0	8	2	0	3	8	0	8
Annelida	Clitellata	Lumbriculida	Lumbriculidae			Lumbriculus sp.	0	8	8	18	14	48	10	2	7	15	0	18
Annelida	Clitellata	Lumbriculida	Lumbriculidae			Lumbriculus variegatus	0	0	0	0	0	0	0	0	0	0	0	0
Annelida	Clitellata	Tubificida	Naididae	Naidinae		Arcteonais lomondi	0	0	0	0	0	0	0	0	0	0	0	0
Annelida	Clitellata	Tubificida	Naididae	Naidinae		Dero sp.	0	0	0	0	0	0	0	0	0	0	0	0
Annelida	Clitellata	Tubificida	Naididae	Naidinae		Naidinae indet.	0	0	3	2	4	9	2	0	2	4	0	4
Annelida	Clitellata	Tubificida	Naididae	Naidinae		Nais communis	0	0	0	0	0	0	0	0	0	0	0	0
Annelida	Clitellata	Tubificida	Naididae	Naidinae		Nais simplex	0	0	0	0	0	0	0	0	0	0	0	0
Annelida	Clitellata	Tubificida	Naididae	Naidinae		Nais sp.	0	0	0	0	0	0	0	0	0	0	0	0
Annelida	Clitellata	Tubificida	Naididae	Naidinae		Nais variabilis	0	0	0	0	0	0	0	0	0	0	0	0
Annelida	Clitellata	Tubificida	Naididae	Naidinae		Slavina appendiculata	0	0	0	0	0	0	0	0	0	0	0	0
Annelida	Clitellata	Tubificida	Naididae	Naidinae		Specaria josinae	0	0	0	0	0	0	0	0	0	0	0	0
Annelida	Clitellata	Tubificida	Naididae	Naidinae		Stylaria lacustris	0	0	0	0	0	0	0	0	0	0	0	0
Annelida	Clitellata	Tubificida	Naididae	Pristininae		Pristina aequiseta	0	0	0	0	0	0	0	0	0	0	0	0
Annelida	Clitellata	Tubificida	Naididae	Pristininae		Pristina leidyi	0	0	0	0	0	0	0	0	0	0	0	0
Annelida	Clitellata	Tubificida	Naididae	Pristininae		Pristina sp.	11	0	0	0	0	11	2	0	5	11	0	11
Annelida	Clitellata	Tubificida	Naididae	Rhyacodrilinae		Rhyacodrilus sp.	0	0	0	0	0	0	0	0	0	0	0	0
Annelida	Clitellata	Tubificida	Naididae	Tubificinae		Ilyodrilus sp.	0	40	3	17	42	102	20	4	20	45	0	42
Annelida	Clitellata	Tubificida	Naididae	Tubificinae		Limnodrilus sp.	0	0	0	0	0	0	0	0	0	0	0	0
Annelida	Clitellata	Tubificida	Naididae	Tubificinae		Limnodrilus udekemianus	0	0	0	0	0	0	0	0	0	0	0	0
Annelida	Clitellata	Tubificida	Naididae	Tubificinae		Tubificinae indet.	0	12	1	0	3	16	3	1	5	11	0	12
Annelida	Clitellata	Tubificida	Naididae			Naididae indet.	3	0	0	2	0	5	1	0	1	3	0	3
Annelida	Clitellata		Enchytraeidae			Enchytraeidae indet.	3	1	8	1	0	13	3	0	3	7	0	8
Annelida	Clitellata		Enchytraeidae			Enchytraeus sp.	0	0	0	0	0	0	0	0	0	0	0	0
Annelida	Clitellata					Oligochaeta indet.	4	0	0	0	9	13	3	0	4	9	0	9
Arthropoda	Arachnida	Sarcoptiformes				Oribatida indet.	0	0	0	0	0	0	0	0	0	0	0	0
Arthropoda	Arachnida	Trombidiformes	Hygrobatidae			Hygrobates sp.	0	0	0	0	0	0	0	0	0	0	0	0
Arthropoda	Arachnida	Trombidiformes	Oxidae			Oxidae indet.	0	0	0	0	0	0	0	0	0	0	0	0
Arthropoda	Arachnida	Trombidiformes	Unionicolidae			Neumania sp.	0	0	0	0	0	0	0	0	0	0	0	0
Arthropoda	Arachnida	Trombidiformes	Unionicolidae			Unionicola sp.	0	0	0	0	0	0	0	0	0	0	0	0
Arthropoda	Arachnida					Acari indet.	0	0	0	0	0	0	0	0	0	0	0	0
Arthropoda	Branchiopoda	Diplostraca				Cladocera indet.	0	22	0	0	0	22	4	1	10	22	0	22
Arthropoda	Branchiopoda	Diplostraca				Cladocera indet. Ephippia	0	0	0	0	0	0	0	0	0	0	0	0
Arthropoda	Insecta	Coleoptera	Chrysomelidae			Chrysomelidae indet.	0	0	0	0	0	0	0	0	0	0	0	0
Arthropoda	Insecta	Coleoptera	Noteridae	Noterinae		Notomicrus sp.	0	0	0	0	0	0	0	0	0	0	0	0
Arthropoda	Insecta	Coleoptera				Coleoptera indet.	0	1	0	0	0	1	0	0	0	1	0	1
Arthropoda	Insecta	Diptera	Ceratopogonidae	Ceratopogoninae	Ceratopogonini	Serromyia sp.	0	0	1	0	0	1	0	0	1	1	0	1
Arthropoda	Insecta	Diptera	Ceratopogonidae	Ceratopogoninae	Palpomyiini	Bezzia/Palpomyia sp.	1	14	15	7	8	45	9	2	6	13	1	15
Arthropoda	Insecta	Diptera	Ceratopogonidae	Ceratopogoninae	Sphaeromiini	Probezzia sp.	3	10	4	2	3	22	4	1	3	7	2	10
Arthropoda	Insecta	Diptera	Ceratopogonidae	Dasyheleinae		Dasyhelea sp.	0	0	0	0	0	0	0	0	0	0	0	0
Arthropoda	Insecta	Diptera	Ceratopogonidae			Ceratopogonidae indet.	6	5	1	3	2	17	3	1	2	5	1	6
Arthropoda	Insecta	Diptera	Chaoboridae	Chaoborinae		Chaoborus sp.	0	0	0	0	0	0	0	0	0	0	0	0
Arthropoda	Insecta	Diptera	Chironomidae	Chironominae	Chironomini	Chironomini indet.	0	0	0	0	0	0	0	0	0	0	0	0
Arthropoda	Insecta	Diptera	Chironomidae	Chironominae	Chironomini	Chironomus sp.	0	0	0	0	0	0	0	0	0	0	0	0
Arthropoda	Insecta	Diptera	Chironomidae	Chironominae	Chironomini	Cryptochironomus sp.	0	1	4	0	4	9	2	0	2	5	0	4
Arthropoda	Insecta	Diptera	Chironomidae	Chironominae	Chironomini	Demicryptochironomus sp.	0	2	3	4	2	11	2	0	1	3	0	4
Arthropoda	Insecta	Diptera	Chironomidae	Chironominae	Chironomini	Dicrotendipes sp.	0	0	0	0	0	0	0	0	0	0	0	0
Arthropoda	Insecta	Diptera	Chironomidae	Chironominae	Chironomini	Endochironomus sp.	0	0	0	0	0	0	0	0	0	0	0	0
Arthropoda	Insecta	Diptera	Chironomidae	Chironominae	Chironomini	Glyptotendipes sp.	0	0	0	0	0	0	0	0	0	0	0	0
Arthropoda	Insecta	Diptera	Chironomidae	Chironominae	Chironomini	Polypedilum aviceps	13	14	25	1	8	61	12	2	9	20	1	25
Arthropoda	Insecta	Diptera	Chironomidae	Chironominae	Chironomini	Polypedilum sp.	0	0	0	0	0	0	0	0	0	0	0	0
Arthropoda	Insecta	Diptera	Chironomidae	Chironominae	Chironomini	Stictochironomus sp.	0	0	0	0	0	0	0	0	0	0	0	0
Arthropoda	Insecta	Diptera	Chironomidae	Chironominae	Pseudochironomini	Pseudochironomus sp.	8	2	89	1	1	101	20	4	39	86	1	89
Arthropoda	Insecta	Diptera	Chironomidae	Chironominae	Tanytarsini	Cladotanytarsus sp.	0	37	11	0	9	57	11	2	15	34	0	37
Arthropoda	Insecta	Diptera	Chironomidae	Chironominae	Tanytarsini	Micropsectra/Tanytarsus sp. complex	0	0	0	0	0	0	0	0	0	0	0	0
Arthropoda	Insecta	Diptera	Chironomidae	Chironominae	Tanytarsini	Paratanytarsus sp.	4	0	17	0	0	21	4	1	7	16	0	17
Arthropoda	Insecta	Diptera	Chironomidae	Chironominae	Tanytarsini	Rheotanytarsus sp.	0	0	0	0	0	0	0	0	0	0	0	0
Arthropoda	Insecta	Diptera	Chironomidae	Chironominae	Tanytarsini	Tanytarsini indet.	0	2	1	0	0	3	1	0	1	2	0	2
Arthropoda	Insecta	Diptera	Chironomidae	Chironominae	Tanytarsini	Tanytarsus sp.	0	0	0	5	0	5	1	0	2	5	0	5
Arthropoda	Insecta	Diptera	Chironomidae	Chironominae		Chironominae indet.	0	0	0	0	0	0	0	0	0	0	0	0
Arthropoda	Insecta	Diptera	Chironomidae	Diamesinae	Diamesini	Potthastia sp.	0	0	0	0	0	0	0	0	0	0	0	0
Arthropoda	Insecta	Diptera	Chironomidae	Orthocladiinae	Corynoneurini	Corynoneura sp.	0	0	0	0	0	0	0	0	0	0	0	0
Arthropoda	Insecta	Diptera	Chironomidae	Orthocladiinae	Orthocladiini/Metriocnemini	Cricotopus/Orthocladius sp. complex	0	0	0	0	0	0	0	0	0	0	0	0
Arthropoda	Insecta	Diptera	Chironomidae	Orthocladiinae	Orthocladiini/Metriocnemini	Nanocladius sp.	0	0	0	0	0	0	0	0	0	0	0	0
Arthropoda	Insecta	Diptera	Chironomidae	Orthocladiinae	Orthocladiini/Metriocnemini	Orthocladiinae indet.	0	0	1	0	0	1	0	0	1	1	0	1
Arthropoda	Insecta	Diptera	Chironomidae	Orthocladiinae	Orthocladiini/Metriocnemini	Parakiefferiella sp.	0	0	0	0	0	0	0	0	0	0	0	0
Arthropoda	Insecta	Diptera	Chironomidae	Orthocladiinae	Orthocladiini/Metriocnemini	Parametriocnemus sp.	0	2	0	0	0	2	0	0	1	2	0	2
Arthropoda	Insecta	Diptera	Chironomidae	Orthocladiinae		Orthocladiinae indet. A	0	0	0	0	0	0	0	0	0	0	0	0
Arthropoda	Insecta	Diptera	Chironomidae	Tanypodinae	Pentaneurini	Ablabesmyia sp.	0	0	0	0	0	0	0	0	0	0	0	0
Arthropoda	Insecta	Diptera	Chironomidae	Tanypodinae	Pentaneurini	Pentaneurini indet.	0	0	1	0	0	1	0	0	1	1	0	1
Arthropoda	Insecta	Diptera	Chironomidae	Tanypodinae	Procladiini	Procladius sp.	0	2	0	0	0	2	0	0	1	2	0	2
Arthropoda	Insecta	Diptera	Chironomidae	Tanypodinae		Tanypodinae indet.	0	0	0	0	0	0	0	0	0	0	0	0
Arthropoda	Insecta	Diptera	Chironomidae			Chironomidae indet.	0	0	4	0	0	4	1	0	2	4	0	4
Arthropoda	Insecta	Diptera	Tabanidae	Chrysopsinae	Chrysopsini	Chrysops sp.	1	0	4	1	1	7	1	0	2	3	0	4
Arthropoda	Insecta	Diptera	Tabanidae			Tabanidae indet.	0	0	0	0	0	0	0	0	0	0	0	0
Arthropoda	Insecta	Diptera	Tipulidae			Tipulidae indet.	0	0	0	0	0	0	0	0	0	0	0	0
Arthropoda	Insecta	Diptera				Diptera indet.	0	0	0	0	0	0	0	0	0	0	0	0
Arthropoda	Insecta	Ephemeroptera	Baetiscidae			Baetisca columbiana	0	0	0	0	0	0	0	0	0	0	0	0
Arthropoda	Insecta	Ephemeroptera	Caenidae	Caeninae		Caenis latipennis	0	0	0	0	0	0	0	0	0	0	0	0
Arthropoda	Insecta	Ephemeroptera	Caenidae	Caeninae		Caenis sp.	0	0	0	0	0	0	0	0	0	0	0	0
Arthropoda	Insecta	Ephemeroptera	Caenidae	Caeninae		Caenis youngi	0	0	0	1	0	1	0	0	0	1	0	1
Arthropoda	Insecta	Ephemeroptera	Ephemeridae			Ephemera simulans	4	3	1	0	2	10	2	0	2	3	0	4
Arthropoda	Insecta	Ephemeroptera	Ephemeridae			Hexagenia limbata	0	0	0	0	0	0	0	0	0	0	0	0
Arthropoda	Insecta	Ephemeroptera	Heptageniidae			Heptageniidae indet.	0	0	0	0	0	0	0	0	0	0	0	0
Arthropoda	Insecta	Ephemeroptera				Ephemeroptera indet.	0	0	0	0	0	0	0	0	0	0	0	0
Arthropoda	Insecta	Hemiptera				Auchenorrhyncha indet.	0	0	0	0	0	0	0	0	0	0	0	0
Arthropoda	Insecta	Plecoptera	Taeniopterygidae			Taeniopterygidae indet.	0	0	0	0	0	0	0	0	0	0	0	0
Arthropoda	Insecta	Plecoptera				Plecoptera indet.	0	0	0	0	0	0	0	0	0	0	0	0
Arthropoda	Insecta	Trichoptera	Hydroptilidae	Hydroptilinae	Hydroptilini	Oxyethira sp.	0	0	0	0	0	0	0	0	0	0	0	0
Arthropoda	Insecta	Trichoptera	Hydroptilidae			Hydroptilidae indet.	0	0	0	0	0	0	0	0	0	0	0	0
Arthropoda	Insecta	Trichoptera	Leptoceridae	Leptocerinae	Mystacidini	Mystacides sp.	0	0	1	1	0	2	0	0	1	1	0	1
Arthropoda	Insecta	Trichoptera	Leptoceridae	Leptocerinae		Oecetis sp.	25	11	24	12	31	103	21	4	9	20	11	31
Arthropoda	Insecta	Trichoptera	Leptoceridae			Leptoceridae indet.	0	0	0	0	0	0	0	0	0	0	0	0
Arthropoda	Insecta	Trichoptera	Molannidae			Molanna sp.	1	2	0	0	0	3	1	0	1	2	0	2
Arthropoda	Insecta	Trichoptera	Polycentropodidae	Polycentropodinae		Polycentropus sp.	0	0	0	0	0	0	0	0	0	0	0	0
Arthropoda	Insecta	Trichoptera	Uenoidae			Uenoidae indet.	0	0	0	0	0	0	0	0	0	0	0	0
Arthropoda	Insecta	Trichoptera				Trichoptera indet.	0	0	0	0	0	0	0	0	0	0	0	0
Arthropoda	Insecta					Insecta indet.	3	0	0	0	0	3	1	0	1	3	0	3
Arthropoda	Malacostraca	Amphipoda	Crangonyctidae			Crangonyctidae indet.	13	3	13	1	1	31	6	1	6	14	1	13
Arthropoda	Malacostraca	Amphipoda	Gammaridae			Gammarus sp.	0	0	0	0	0	0	0	0	0	0	0	0
Arthropoda	Malacostraca	Amphipoda	Hyalellidae			Hyalella sp.	34	21	12	18	13	98	20	4	9	20	12	34
Arthropoda	Maxillipoda					Copepoda indet.	0	1	0	0	0	1	0	0	0	1	0	1
Arthropoda	Ostracoda					Ostracoda indet.	0	0	0	0	0	0	0	0	0	0	0	0
Bryozoa						Bryozoa indet.	0	0	0	0	0	0	0	0	0	0	0	0
Cnidaria	Hydrozoa	Anthoathecatae	Hydridae			Hydra sp.	0	1	0	0	0	1	0	0	0	1	0	1
MEMO						Invertebrate indet. Eggs/Egg mass	48	0	24	40	0	112	22	4	22	50	0	48
Mollusca	Bivalvia	Veneroida	Pisidiidae			Pisidiidae indet.	0	0	0	0	0	0	0	0	0	0	0	0
Mollusca	Bivalvia	Veneroida	Pisidiidae	Pisidiinae		Pisidium sp.	256	161	176	210	148	951	190	35	44	98	148	256
Mollusca	Gastropoda	Basommatophora	Lymnaeidae			Lymnaea stagnalis jugularis	0	0	0	0	0	0	0	0	0	0	0	0
Mollusca	Gastropoda	Basommatophora	Lymnaeidae			Lymnaeidae indet.	0	0	0	0	0	0	0	0	0	0	0	0
Mollusca	Gastropoda	Basommatophora	Lymnaeidae			Stagnicola sp.	0	0	0	1	0	1	0	0	0	1	0	1
Mollusca	Gastropoda	Basommatophora	Planorbidae			Gyraulus deflectus	0	0	0	0	0	0	0	0	0	0	0	0
Mollusca	Gastropoda	Basommatophora	Planorbidae			Gyraulus sp.	0	0	0	0	0	0	0	0	0	0	0	0
Mollusca	Gastropoda	Basommatophora	Planorbidae			Planorbidae indet.	0	0	0	0	0	0	0	0	0	0	0	0
Mollusca	Gastropoda	Heterostropha	Valvatidae			Valvata tricarinata	0	0	0	0	0	0	0	0	0	0	0	0
Mollusca	Gastropoda					Gastropoda indet.	0	0	0	0	0	0	0	0	0	0	0	0
Nematoda						Nemata indet.	193	218	65	49	250	775	155	29	92	206	49	250
Platyhelminthes						Platyhelminthes indet.	0	0	0	0	0	0	0	0	0	0	0	0
						Total Abundance	**641.4211**	**599**	**522**	**398**	**556**	**2716.421**	**543.2842**	**100**	**344**	**770**	**227.2632**	**1017.692**

Table F7-1: Benthic Data for Local and Regional Study Area Samples

Phylum	Class	Order	Family	Subfamily	Tribe	Taxon	P2-10 - ALSA											
							Rep 1	Rep 2	Rep 3	Rep 4	Rep 5	SUM	MEAN	RA	SD	SE	MIN	MAX
Annelida	Clitellata	Hirudinida	Erpobdellidae	Erpobdellinae		Erpobdella punctata	0	0	0	0	0	0	0	0	0	0	0	0
Annelida	Clitellata	Hirudinida	Erpobdellidae	Erpobdellinae		Erpobdella sp.	0	0	0	0	0	0	0	0	0	0	0	0
Annelida	Clitellata	Hirudinida	Erpobdellidae	Erpobdellinae		Nephelopsis obscura	0	0	0	0	0	0	0	0	0	0	0	0
Annelida	Clitellata	Hirudinida	Erpobdellidae			Dina parva	0	0	0	0	0	0	0	0	0	0	0	0
Annelida	Clitellata	Hirudinida	Glossiphoniidae	Glossiphoniinae		Glossiphonia elegans	0	0	0	0	0	0	0	0	0	0	0	0
Annelida	Clitellata	Hirudinida	Glossiphoniidae	Haementeriinae		Helobdella sp.	0	0	0	0	0	0	0	0	0	0	0	0
Annelida	Clitellata	Hirudinida	Glossiphoniidae	Haementeriinae		Helobdella stagnalis	0	0	0	0	0	0	0	0	0	0	0	0
Annelida	Clitellata	Lumbriculida	Lumbriculidae			Lumbriculidae indet.	0	0	0	0	0	0	0	0	0	0	0	0
Annelida	Clitellata	Lumbriculida	Lumbriculidae			Lumbriculus sp.	0	0	0	0	0	0	0	0	0	0	0	0
Annelida	Clitellata	Lumbriculida	Lumbriculidae			Lumbriculus variegatus	0	0	0	0	0	0	0	0	0	0	0	0
Annelida	Clitellata	Tubificida	Naididae	Naidinae		Arcteonais lomondi	0	0	0	0	0	0	0	0	0	0	0	0
Annelida	Clitellata	Tubificida	Naididae	Naidinae		Dero sp.	0	0	12	16	24	52	10	4	10	23	0	24
Annelida	Clitellata	Tubificida	Naididae	Naidinae		Naidinae indet.	0	0	0	0	0	0	0	0	0	0	0	0
Annelida	Clitellata	Tubificida	Naididae	Naidinae		Nais communis	0	0	0	0	0	0	0	0	0	0	0	0
Annelida	Clitellata	Tubificida	Naididae	Naidinae		Nais simplex	0	0	0	0	0	0	0	0	0	0	0	0
Annelida	Clitellata	Tubificida	Naididae	Naidinae		Nais sp.	4	0	12	4	16	36	7	3	7	15	0	16
Annelida	Clitellata	Tubificida	Naididae	Naidinae		Nais variabilis	0	0	0	0	0	0	0	0	0	0	0	0
Annelida	Clitellata	Tubificida	Naididae	Naidinae		Slavina appendiculata	12	0	0	12	8	32	6	3	6	14	0	12
Annelida	Clitellata	Tubificida	Naididae	Naidinae		Specaria josinae	0	0	0	0	0	0	0	0	0	0	0	0
Annelida	Clitellata	Tubificida	Naididae	Naidinae		Stylaria lacustris	0	0	0	0	0	0	0	0	0	0	0	0
Annelida	Clitellata	Tubificida	Naididae	Pristininae		Pristina aequiseta	0	0	0	0	0	0	0	0	0	0	0	0
Annelida	Clitellata	Tubificida	Naididae	Pristininae		Pristina leidyi	0	0	0	0	0	0	0	0	0	0	0	0
Annelida	Clitellata	Tubificida	Naididae	Pristininae		Pristina sp.	0	0	8	4	12	24	5	2	5	12	0	12
Annelida	Clitellata	Tubificida	Naididae	Rhyacodrilinae		Rhyacodrilus sp.	0	0	0	0	0	0	0	0	0	0	0	0
Annelida	Clitellata	Tubificida	Naididae	Tubificinae		Ilyodrilus sp.	0	0	0	0	0	0	0	0	0	0	0	0
Annelida	Clitellata	Tubificida	Naididae	Tubificinae		Limnodrilus sp.	0	0	0	0	0	0	0	0	0	0	0	0
Annelida	Clitellata	Tubificida	Naididae	Tubificinae		Limnodrilus udekemianus	0	0	0	0	0	0	0	0	0	0	0	0
Annelida	Clitellata	Tubificida	Naididae	Tubificinae		Tubificinae indet.	0	0	4	4	0	8	2	1	2	5	0	4
Annelida	Clitellata	Tubificida	Naididae			Naididae indet.	0	0	0	0	0	0	0	0	0	0	0	0
Annelida	Clitellata		Enchytraeidae			Enchytraeidae indet.	0	0	0	0	4	4	1	0	2	4	0	4
Annelida	Clitellata		Enchytraeidae			Enchytraeus sp.	0	0	0	0	0	0	0	0	0	0	0	0
Annelida	Clitellata					Oligochaeta indet.	0	0	0	0	0	0	0	0	0	0	0	0
Arthropoda	Arachnida	Sarcoptiformes				Oribatida indet.	0	0	0	0	0	0	0	0	0	0	0	0
Arthropoda	Arachnida	Trombidiformes	Hygrobatidae			Hygrobates sp.	0	0	0	4	4	8	2	1	2	5	0	4
Arthropoda	Arachnida	Trombidiformes	Oxidae			Oxidae indet.	0	0	4	0	0	4	1	0	2	4	0	4
Arthropoda	Arachnida	Trombidiformes	Unionicolidae			Neumania sp.	0	0	0	8	4	12	2	1	4	8	0	8
Arthropoda	Arachnida	Trombidiformes	Unionicolidae			Unionicola sp.	4	0	8	0	8	20	4	2	4	9	0	8
Arthropoda	Arachnida					Acari indet.	4	0	4	0	0	8	2	1	2	5	0	4
Arthropoda	Branchiopoda	Diplostraca				Cladocera indet.	0	0	0	0	0	0	0	0	0	0	0	0
Arthropoda	Branchiopoda	Diplostraca				Cladocera indet. Ephippia	0	0	0	0	0	0	0	0	0	0	0	0
Arthropoda	Insecta	Coleoptera	Chrysomelidae			Chrysomelidae indet.	0	0	0	0	0	0	0	0	0	0	0	0
Arthropoda	Insecta	Coleoptera	Noteridae	Noterinae		Notomicrus sp.	0	0	0	0	0	0	0	0	0	0	0	0
Arthropoda	Insecta	Coleoptera				Coleoptera indet.	0	0	0	0	0	0	0	0	0	0	0	0
Arthropoda	Insecta	Diptera	Ceratopogonidae	Ceratopogoninae	Ceratopogonini	Serromyia sp.	0	0	0	0	0	0	0	0	0	0	0	0
Arthropoda	Insecta	Diptera	Ceratopogonidae	Ceratopogoninae	Palpomyiini	Bezzia/Palpomyia sp.	0	0	0	0	4	4	1	0	2	4	0	4
Arthropoda	Insecta	Diptera	Ceratopogonidae	Ceratopogoninae	Sphaeromiini	Probezzia sp.	0	0	0	0	0	0	0	0	0	0	0	0
Arthropoda	Insecta	Diptera	Ceratopogonidae	Dasyheleinae		Dasyhelea sp.	0	0	0	0	0	0	0	0	0	0	0	0
Arthropoda	Insecta	Diptera	Ceratopogonidae			Ceratopogonidae indet.	0	0	12	0	0	12	2	1	5	12	0	12
Arthropoda	Insecta	Diptera	Chaoboridae	Chaoborinae		Chaoborus sp.	0	0	0	0	0	0	0	0	0	0	0	0
Arthropoda	Insecta	Diptera	Chironomidae	Chironominae	Chironomini	Chironomini indet.	0	0	4	0	0	4	1	0	2	4	0	4
Arthropoda	Insecta	Diptera	Chironomidae	Chironominae	Chironomini	Chironomus sp.	40	8	4	56	40	148	30	13	23	50	4	56
Arthropoda	Insecta	Diptera	Chironomidae	Chironominae	Chironomini	Cryptochironomus sp.	0	0	0	4	4	8	2	1	2	5	0	4
Arthropoda	Insecta	Diptera	Chironomidae	Chironominae	Chironomini	Demicryptochironomus sp.	0	0	0	0	0	0	0	0	0	0	0	0
Arthropoda	Insecta	Diptera	Chironomidae	Chironominae	Chironomini	Dicrotendipes sp.	0	0	36	0	0	36	7	3	16	36	0	36
Arthropoda	Insecta	Diptera	Chironomidae	Chironominae	Chironomini	Endochironomus sp.	0	0	0	0	0	0	0	0	0	0	0	0
Arthropoda	Insecta	Diptera	Chironomidae	Chironominae	Chironomini	Glyptotendipes sp.	24	8	24	4	32	92	18	8	12	27	4	32
Arthropoda	Insecta	Diptera	Chironomidae	Chironominae	Chironomini	Polypedilum aviceps	0	0	0	0	0	0	0	0	0	0	0	0
Arthropoda	Insecta	Diptera	Chironomidae	Chironominae	Chironomini	Polypedilum sp.	0	0	4	8	12	24	5	2	5	12	0	12
Arthropoda	Insecta	Diptera	Chironomidae	Chironominae	Chironomini	Stictochironomus sp.	0	0	0	0	0	0	0	0	0	0	0	0
Arthropoda	Insecta	Diptera	Chironomidae	Chironominae	Pseudochironomini	Pseudochironomus sp.	0	0	4	0	8	12	2	1	4	8	0	8
Arthropoda	Insecta	Diptera	Chironomidae	Chironominae	Tanytarsini	Cladotanytarsus sp.	0	4	0	0	0	4	1	0	2	4	0	4
Arthropoda	Insecta	Diptera	Chironomidae	Chironominae	Tanytarsini	Micropsectra/Tanytarsus sp. complex	0	0	0	0	4	4	1	0	2	4	0	4
Arthropoda	Insecta	Diptera	Chironomidae	Chironominae	Tanytarsini	Paratanytarsus sp.	0	0	16	0	48	64	13	5	21	47	0	48
Arthropoda	Insecta	Diptera	Chironomidae	Chironominae	Tanytarsini	Rheotanytarsus sp.	0	0	0	0	0	0	0	0	0	0	0	0
Arthropoda	Insecta	Diptera	Chironomidae	Chironominae	Tanytarsini	Tanytarsini indet.	0	0	0	0	0	0	0	0	0	0	0	0
Arthropoda	Insecta	Diptera	Chironomidae	Chironominae	Tanytarsini	Tanytarsus sp.	24	0	0	48	0	72	14	6	21	48	0	48
Arthropoda	Insecta	Diptera	Chironomidae	Chironominae		Chironominae indet.	0	0	0	0	0	0	0	0	0	0	0	0
Arthropoda	Insecta	Diptera	Chironomidae	Diamesinae	Diamesini	Potthastia sp.	0	0	0	0	0	0	0	0	0	0	0	0
Arthropoda	Insecta	Diptera	Chironomidae	Orthocladiinae	Corynoneurini	Corynoneura sp.	0	0	0	0	0	0	0	0	0	0	0	0
Arthropoda	Insecta	Diptera	Chironomidae	Orthocladiinae	Orthocladiini/Metriocnemini	Cricotopus/Orthocladius sp. complex	0	0	4	0	0	4	1	0	2	4	0	4
Arthropoda	Insecta	Diptera	Chironomidae	Orthocladiinae	Orthocladiini/Metriocnemini	Nanocladius sp.	0	0	0	0	0	0	0	0	0	0	0	0
Arthropoda	Insecta	Diptera	Chironomidae	Orthocladiinae	Orthocladiini/Metriocnemini	Orthocladiinae indet.	4	0	0	0	0	4	1	0	2	4	0	4
Arthropoda	Insecta	Diptera	Chironomidae	Orthocladiinae	Orthocladiini/Metriocnemini	Parakiefferiella sp.	0	0	0	0	0	0	0	0	0	0	0	0
Arthropoda	Insecta	Diptera	Chironomidae	Orthocladiinae	Orthocladiini/Metriocnemini	Parametriocnemus sp.	0	0	0	0	0	0	0	0	0	0	0	0
Arthropoda	Insecta	Diptera	Chironomidae	Orthocladiinae		Orthocladiinae indet. A	0	0	0	0	0	0	0	0	0	0	0	0
Arthropoda	Insecta	Diptera	Chironomidae	Tanypodinae	Pentaneurini	Ablabesmyia sp.	0	0	0	0	0	0	0	0	0	0	0	0
Arthropoda	Insecta	Diptera	Chironomidae	Tanypodinae	Pentaneurini	Pentaneurini indet.	0	0	0	4	0	4	1	0	2	4	0	4
Arthropoda	Insecta	Diptera	Chironomidae	Tanypodinae	Procladiini	Procladius sp.	16	0	8	4	8	36	7	3	6	13	0	16
Arthropoda	Insecta	Diptera	Chironomidae	Tanypodinae		Tanypodinae indet.	0	0	0	0	0	0	0	0	0	0	0	0
Arthropoda	Insecta	Diptera	Chironomidae			Chironomidae indet.	0	0	52	48	32	132	26	11	25	56	0	52
Arthropoda	Insecta	Diptera	Tabanidae	Chrysopsinae	Chrysopsini	Chrysops sp.	0	0	0	0	0	0	0	0	0	0	0	0
Arthropoda	Insecta	Diptera	Tabanidae			Tabanidae indet.	0	0	0	0	0	0	0	0	0	0	0	0
Arthropoda	Insecta	Diptera	Tipulidae			Tipulidae indet.	0	0	0	0	0	0	0	0	0	0	0	0
Arthropoda	Insecta	Diptera				Diptera indet.	0	0	0	0	0	0	0	0	0	0	0	0
Arthropoda	Insecta	Ephemeroptera	Baetiscidae			Baetisca columbiana	0	0	0	0	0	0	0	0	0	0	0	0
Arthropoda	Insecta	Ephemeroptera	Caenidae	Caeninae		Caenis latipennis	0	0	0	0	0	0	0	0	0	0	0	0
Arthropoda	Insecta	Ephemeroptera	Caenidae	Caeninae		Caenis sp.	12	0	0	16	12	40	8	3	7	17	0	16
Arthropoda	Insecta	Ephemeroptera	Caenidae	Caeninae		Caenis youngi	4	0	12	8	16	40	8	3	6	14	0	16
Arthropoda	Insecta	Ephemeroptera	Ephemeridae			Ephemera simulans	0	0	0	0	0	0	0	0	0	0	0	0
Arthropoda	Insecta	Ephemeroptera	Ephemeridae			Hexagenia limbata	0	0	0	0	0	0	0	0	0	0	0	0
Arthropoda	Insecta	Ephemeroptera	Heptageniidae			Heptageniidae indet.	0	0	0	0	0	0	0	0	0	0	0	0
Arthropoda	Insecta	Ephemeroptera				Ephemeroptera indet.	0	0	0	0	0	0	0	0	0	0	0	0
Arthropoda	Insecta	Hemiptera				Auchenorrhyncha indet.	0	0	0	0	0	0	0	0	0	0	0	0
Arthropoda	Insecta	Plecoptera	Taeniopterygidae			Taeniopterygidae indet.	0	0	0	0	0	0	0	0	0	0	0	0
Arthropoda	Insecta	Plecoptera				Plecoptera indet.	0	0	0	0	0	0	0	0	0	0	0	0
Arthropoda	Insecta	Trichoptera	Hydroptilidae	Hydroptilinae	Hydroptilini	Oxyethira sp.	0	0	4	0	4	8	2	1	2	5	0	4
Arthropoda	Insecta	Trichoptera	Hydroptilidae			Hydroptilidae indet.	0	0	0	0	0	0	0	0	0	0	0	0
Arthropoda	Insecta	Trichoptera	Leptoceridae	Leptocerinae	Mystacidini	Mystacides sp.	0	0	4	4	0	8	2	1	2	5	0	4
Arthropoda	Insecta	Trichoptera	Leptoceridae	Leptocerinae		Oecetis sp.	0	0	0	0	0	0	0	0	0	0	0	0
Arthropoda	Insecta	Trichoptera	Leptoceridae			Leptoceridae indet.	0	0	4	0	0	4	1	0	2	4	0	4
Arthropoda	Insecta	Trichoptera	Molannidae			Molanna sp.	0	0	0	0	0	0	0	0	0	0	0	0
Arthropoda	Insecta	Trichoptera	Polycentropodidae	Polycentropodinae		Polycentropus sp.	0	0	0	0	0	0	0	0	0	0	0	0
Arthropoda	Insecta	Trichoptera	Uenoidae			Uenoidae indet.	0	0	0	0	0	0	0	0	0	0	0	0
Arthropoda	Insecta	Trichoptera				Trichoptera indet.	0	0	0	0	0	0	0	0	0	0	0	0
Arthropoda	Insecta					Insecta indet.	0	0	0	0	0	0	0	0	0	0	0	0
Arthropoda	Malacostraca	Amphipoda	Crangonyctidae			Crangonyctidae indet.	0	0	0	0	0	0	0	0	0	0	0	0
Arthropoda	Malacostraca	Amphipoda	Gammaridae			Gammarus sp.	0	0	0	0	0	0	0	0	0	0	0	0
Arthropoda	Malacostraca	Amphipoda	Hyalellidae			Hyalella sp.	0	0	0	0	0	0	0	0	0	0	0	0
Arthropoda	Maxillipoda					Copepoda indet.	0	0	0	0	0	0	0	0	0	0	0	0
Arthropoda	Ostracoda					Ostracoda indet.	0	0	0	0	0	0	0	0	0	0	0	0
Bryozoa						Bryozoa indet.	0	0	4	0	0	4	1	0	2	4	0	4
Cnidaria	Hydrozoa	Anthoathecatae	Hydridae			Hydra sp.	0	0	0	0	0	0	0	0	0	0	0	0
MEMO						Invertebrate indet. Eggs/Egg mass	0	0	0	0	0	0	0	0	0	0	0	0
Mollusca	Bivalvia	Veneroida	Pisidiidae			Pisidiidae indet.	20	12	48	64	32	176	35	15	21	47	12	64
Mollusca	Bivalvia	Veneroida	Pisidiidae	Pisidiinae		Pisidium sp.	0	0	0	0	0	0	0	0	0	0	0	0
Mollusca	Gastropoda	Basommatophora	Lymnaeidae			Lymnaea stagnalis jugularis	0	0	0	0	0	0	0	0	0	0	0	0
Mollusca	Gastropoda	Basommatophora	Lymnaeidae			Lymnaeidae indet.	0	0	0	0	0	0	0	0	0	0	0	0
Mollusca	Gastropoda	Basommatophora	Lymnaeidae			Stagnicola sp.	0	0	0	0	0	0	0	0	0	0	0	0
Mollusca	Gastropoda	Basommatophora	Planorbidae			Gyraulus deflectus	4	0	0	0	0	4	1	0	2	4	0	4
Mollusca	Gastropoda	Basommatophora	Planorbidae			Gyraulus sp.	0	0	0	0	4	4	1	0	2	4	0	4
Mollusca	Gastropoda	Basommatophora	Planorbidae			Planorbidae indet.	0	0	0	0	4	4	1	0	2	4	0	4
Mollusca	Gastropoda	Heterostropha	Valvatidae			Valvata tricarinata	4	0	0	0	0	4	1	0	2	4	0	4
Mollusca	Gastropoda					Gastropoda indet.	0	0	0	0	0	0	0	0	0	0	0	0
Nematoda						Nemata indet.	0	0	0	0	0	0	0	0	0	0	0	0
Platyhelminthes						Platyhelminthes indet.	0	0	0	0	0	0	0	0	0	0	0	0
						Total Abundance	**176**	**32**	**296**	**320**	**344**	**1168**	**233.6**	**100**	**249**	**557**	**20**	**580**

Table F7-1: Benthic Data for Local and Regional Study Area Samples

Phylum	Class	Order	Family	Subfamily	Tribe	Taxon	P2-WL - ARSA											
							Rep 1	Rep 2	Rep 3	Rep 4	Rep 5	SUM	MEAN	RA	SD	SE	MIN	MAX
Annelida	Clitellata	Hirudinida	Erpobdellidae	Erpobdellinae		Erpobdella punctata	0	0	0	0	0	0	0	0	0	0	0	0
Annelida	Clitellata	Hirudinida	Erpobdellidae	Erpobdellinae		Erpobdella sp.	0	0	0	0	0	0	0	0	0	0	0	0
Annelida	Clitellata	Hirudinida	Erpobdellidae	Erpobdellinae		Nephelopsis obscura	0	0	0	0	0	0	0	0	0	0	0	0
Annelida	Clitellata	Hirudinida	Erpobdellidae			Dina parva	0	0	0	0	0	0	0	0	0	0	0	0
Annelida	Clitellata	Hirudinida	Glossiphoniidae	Glossiphoniinae		Glossiphonia elegans	0	0	0	0	0	0	0	0	0	0	0	0
Annelida	Clitellata	Hirudinida	Glossiphoniidae	Haementeriinae		Helobdella sp.	0	0	0	0	0	0	0	0	0	0	0	0
Annelida	Clitellata	Hirudinida	Glossiphoniidae	Haementeriinae		Helobdella stagnalis	0	0	0	0	0	0	0	0	0	0	0	0
Annelida	Clitellata	Lumbriculida	Lumbriculidae			Lumbriculidae indet.	0	0	0	0	0	0	0	0	0	0	0	0
Annelida	Clitellata	Lumbriculida	Lumbriculidae			Lumbriculus sp.	0	0	0	0	0	0	0	0	0	0	0	0
Annelida	Clitellata	Lumbriculida	Lumbriculidae			Lumbriculus variegatus	0	0	0	0	0	0	0	0	0	0	0	0
Annelida	Clitellata	Tubificida	Naididae	Naidinae		Arcteonais lomondi	0	0	0	0	0	0	0	0	0	0	0	0
Annelida	Clitellata	Tubificida	Naididae	Naidinae		Dero sp.	0	0	0	0	0	0	0	0	0	0	0	0
Annelida	Clitellata	Tubificida	Naididae	Naidinae		Naidinae indet.	0	0	0	0	0	0	0	0	0	0	0	0
Annelida	Clitellata	Tubificida	Naididae	Naidinae		Nais communis	0	0	0	0	0	0	0	0	0	0	0	0
Annelida	Clitellata	Tubificida	Naididae	Naidinae		Nais simplex	0	0	0	0	0	0	0	0	0	0	0	0
Annelida	Clitellata	Tubificida	Naididae	Naidinae		Nais sp.	0	0	0	0	0	0	0	0	0	0	0	0
Annelida	Clitellata	Tubificida	Naididae	Naidinae		Nais variabilis	0	0	0	0	0	0	0	0	0	0	0	0
Annelida	Clitellata	Tubificida	Naididae	Naidinae		Slavina appendiculata	0	0	0	0	0	0	0	0	0	0	0	0
Annelida	Clitellata	Tubificida	Naididae	Naidinae		Specaria josinae	0	0	0	0	0	0	0	0	0	0	0	0
Annelida	Clitellata	Tubificida	Naididae	Naidinae		Stylaria lacustris	0	0	0	0	0	0	0	0	0	0	0	0
Annelida	Clitellata	Tubificida	Naididae	Pristininae		Pristina aequiseta	0	0	0	0	0	0	0	0	0	0	0	0
Annelida	Clitellata	Tubificida	Naididae	Pristininae		Pristina leidyi	0	0	0	0	0	0	0	0	0	0	0	0
Annelida	Clitellata	Tubificida	Naididae	Pristininae		Pristina sp.	0	0	0	0	0	0	0	0	0	0	0	0
Annelida	Clitellata	Tubificida	Naididae	Rhyacodrilinae		Rhyacodrilus sp.	0	0	0	0	0	0	0	0	0	0	0	0
Annelida	Clitellata	Tubificida	Naididae	Tubificinae		Ilyodrilus sp.	0	0	0	0	0	0	0	0	0	0	0	0
Annelida	Clitellata	Tubificida	Naididae	Tubificinae		Limnodrilus sp.	1	0	0	0	0	1	0	2	0	1	0	1
Annelida	Clitellata	Tubificida	Naididae	Tubificinae		Limnodrilus udekemianus	1	0	0	0	0	1	0	2	0	1	0	1
Annelida	Clitellata	Tubificida	Naididae	Tubificinae		Tubificinae indet.	0	0	0	0	0	0	0	0	0	0	0	0
Annelida	Clitellata	Tubificida	Naididae			Naididae indet.	0	0	0	0	0	0	0	0	0	0	0	0
Annelida	Clitellata		Enchytraeidae			Enchytraeidae indet.	0	0	0	0	0	0	0	0	0	0	0	0
Annelida	Clitellata		Enchytraeidae			Enchytraeus sp.	0	0	0	0	0	0	0	0	0	0	0	0
Annelida	Clitellata					Oligochaeta indet.	0	0	0	0	0	0	0	0	0	0	0	0
Arthropoda	Arachnida	Sarcoptiformes				Oribatida indet.	0	0	0	0	1	1	0	2	0	1	0	1
Arthropoda	Arachnida	Trombidiformes	Hygrobatidae			Hygrobates sp.	0	0	0	0	0	0	0	0	0	0	0	0
Arthropoda	Arachnida	Trombidiformes	Oxidae			Oxidae indet.	0	0	0	0	0	0	0	0	0	0	0	0
Arthropoda	Arachnida	Trombidiformes	Unionicolidae			Neumania sp.	0	0	0	0	0	0	0	0	0	0	0	0
Arthropoda	Arachnida	Trombidiformes	Unionicolidae			Unionicola sp.	0	0	0	0	0	0	0	0	0	0	0	0
Arthropoda	Arachnida					Acari indet.	0	0	0	0	0	0	0	0	0	0	0	0
Arthropoda	Branchiopoda	Diplostraca				Cladocera indet.	0	0	0	0	0	0	0	0	0	0	0	0
Arthropoda	Branchiopoda	Diplostraca				Cladocera indet. Ephippia	0	0	0	0	0	0	0	0	0	0	0	0
Arthropoda	Insecta	Coleoptera	Chrysomelidae			Chrysomelidae indet.	0	0	0	0	0	0	0	0	0	0	0	0
Arthropoda	Insecta	Coleoptera	Noteridae	Noterinae		Notomicrus sp.	0	0	0	0	0	0	0	0	0	0	0	0
Arthropoda	Insecta	Coleoptera				Coleoptera indet.	0	0	0	0	0	0	0	0	0	0	0	0
Arthropoda	Insecta	Diptera	Ceratopogonidae	Ceratopogoninae	Ceratopogonini	Serromyia sp.	0	0	0	0	0	0	0	0	0	0	0	0
Arthropoda	Insecta	Diptera	Ceratopogonidae	Ceratopogoninae	Palpomyiini	Bezzia/Palpomyia sp.	0	0	0	0	0	0	0	0	0	0	0	0
Arthropoda	Insecta	Diptera	Ceratopogonidae	Ceratopogoninae	Sphaeromiini	Probezzia sp.	0	0	0	0	0	0	0	0	0	0	0	0
Arthropoda	Insecta	Diptera	Ceratopogonidae	Dasyheleinae		Dasyhelea sp.	0	0	0	0	0	0	0	0	0	0	0	0
Arthropoda	Insecta	Diptera	Ceratopogonidae			Ceratopogonidae indet.	0	0	0	0	0	0	0	0	0	0	0	0
Arthropoda	Insecta	Diptera	Chaoboridae	Chaoborinae		Chaoborus sp.	0	0	0	0	0	0	0	0	0	0	0	0
Arthropoda	Insecta	Diptera	Chironomidae	Chironominae	Chironomini	Chironomini indet.	1	0	2	0	2	5	1	12	1	2	0	2
Arthropoda	Insecta	Diptera	Chironomidae	Chironominae	Chironomini	Chironomus sp.	0	0	0	0	0	0	0	0	0	0	0	0
Arthropoda	Insecta	Diptera	Chironomidae	Chironominae	Chironomini	Cryptochironomus sp.	0	0	0	0	1	1	0	2	0	1	0	1
Arthropoda	Insecta	Diptera	Chironomidae	Chironominae	Chironomini	Demicryptochironomus sp.	0	0	0	0	0	0	0	0	0	0	0	0
Arthropoda	Insecta	Diptera	Chironomidae	Chironominae	Chironomini	Dicrotendipes sp.	0	0	0	0	0	0	0	0	0	0	0	0
Arthropoda	Insecta	Diptera	Chironomidae	Chironominae	Chironomini	Endochironomus sp.	0	0	0	0	0	0	0	0	0	0	0	0
Arthropoda	Insecta	Diptera	Chironomidae	Chironominae	Chironomini	Glyptotendipes sp.	0	0	0	0	0	0	0	0	0	0	0	0
Arthropoda	Insecta	Diptera	Chironomidae	Chironominae	Chironomini	Polypedilum aviceps	0	0	0	0	0	0	0	0	0	0	0	0
Arthropoda	Insecta	Diptera	Chironomidae	Chironominae	Chironomini	Polypedilum sp.	0	0	1	0	2	3	1	7	1	2	0	2
Arthropoda	Insecta	Diptera	Chironomidae	Chironominae	Chironomini	Stictochironomus sp.	0	0	0	0	0	0	0	0	0	0	0	0
Arthropoda	Insecta	Diptera	Chironomidae	Chironominae	Pseudochironomini	Pseudochironomus sp.	0	0	0	0	0	0	0	0	0	0	0	0
Arthropoda	Insecta	Diptera	Chironomidae	Chironominae	Tanytarsini	Cladotanytarsus sp.	0	0	0	0	0	0	0	0	0	0	0	0
Arthropoda	Insecta	Diptera	Chironomidae	Chironominae	Tanytarsini	Micropsectra/Tanytarsus sp. complex	0	0	0	0	0	0	0	0	0	0	0	0
Arthropoda	Insecta	Diptera	Chironomidae	Chironominae	Tanytarsini	Paratanytarsus sp.	1	0	0	1	0	2	0	5	1	1	0	1
Arthropoda	Insecta	Diptera	Chironomidae	Chironominae	Tanytarsini	Rheotanytarsus sp.	0	0	0	0	0	0	0	0	0	0	0	0
Arthropoda	Insecta	Diptera	Chironomidae	Chironominae	Tanytarsini	Tanytarsini indet.	0	0	1	1	0	2	0	5	1	1	0	1
Arthropoda	Insecta	Diptera	Chironomidae	Chironominae	Tanytarsini	Tanytarsus sp.	0	0	0	0	0	0	0	0	0	0	0	0
Arthropoda	Insecta	Diptera	Chironomidae	Chironominae		Chironominae indet.	0	0	0	0	0	0	0	0	0	0	0	0
Arthropoda	Insecta	Diptera	Chironomidae	Diamesinae	Diamesini	Potthastia sp.	0	0	0	0	0	0	0	0	0	0	0	0
Arthropoda	Insecta	Diptera	Chironomidae	Orthocladiinae	Corynoneurini	Corynoneura sp.	0	0	0	0	0	0	0	0	0	0	0	0
Arthropoda	Insecta	Diptera	Chironomidae	Orthocladiinae	Orthocladiini/Metriocnemini	Cricotopus/Orthocladius sp. complex	0	0	0	0	0	0	0	0	0	0	0	0
Arthropoda	Insecta	Diptera	Chironomidae	Orthocladiinae	Orthocladiini/Metriocnemini	Nanocladius sp.	0	0	0	0	0	0	0	0	0	0	0	0
Arthropoda	Insecta	Diptera	Chironomidae	Orthocladiinae	Orthocladiini/Metriocnemini	Orthocladiinae indet.	0	0	0	0	0	0	0	0	0	0	0	0
Arthropoda	Insecta	Diptera	Chironomidae	Orthocladiinae	Orthocladiini/Metriocnemini	Parakiefferiella sp.	0	0	0	0	0	0	0	0	0	0	0	0
Arthropoda	Insecta	Diptera	Chironomidae	Orthocladiinae	Orthocladiini/Metriocnemini	Parametriocnemus sp.	0	0	0	0	0	0	0	0	0	0	0	0
Arthropoda	Insecta	Diptera	Chironomidae	Orthocladiinae		Orthocladiinae indet. A	1	0	0	0	0	1	0	2	0	1	0	1
Arthropoda	Insecta	Diptera	Chironomidae	Tanypodinae	Pentaneurini	Ablabesmyia sp.	0	0	0	0	0	0	0	0	0	0	0	0
Arthropoda	Insecta	Diptera	Chironomidae	Tanypodinae	Pentaneurini	Pentaneurini indet.	0	0	0	0	0	0	0	0	0	0	0	0
Arthropoda	Insecta	Diptera	Chironomidae	Tanypodinae	Procladiini	Procladius sp.	0	0	0	1	0	1	0	2	0	1	0	1
Arthropoda	Insecta	Diptera	Chironomidae	Tanypodinae		Tanypodinae indet.	0	0	0	0	0	0	0	0	0	0	0	0
Arthropoda	Insecta	Diptera	Chironomidae			Chironomidae indet.	0	0	0	1	0	1	0	2	0	1	0	1
Arthropoda	Insecta	Diptera	Tabanidae	Chrysopsinae	Chrysopsini	Chrysops sp.	0	0	0	0	0	0	0	0	0	0	0	0
Arthropoda	Insecta	Diptera	Tabanidae			Tabanidae indet.	0	0	0	0	0	0	0	0	0	0	0	0
Arthropoda	Insecta	Diptera	Tipulidae			Tipulidae indet.	0	0	0	0	0	0	0	0	0	0	0	0
Arthropoda	Insecta	Diptera				Diptera indet.	0	0	0	0	0	0	0	0	0	0	0	0
Arthropoda	Insecta	Ephemeroptera	Baetiscidae			Baetisca columbiana	0	0	0	0	0	0	0	0	0	0	0	0
Arthropoda	Insecta	Ephemeroptera	Caenidae	Caeninae		Caenis latipennis	0	0	0	0	0	0	0	0	0	0	0	0
Arthropoda	Insecta	Ephemeroptera	Caenidae	Caeninae		Caenis sp.	0	0	0	0	0	0	0	0	0	0	0	0
Arthropoda	Insecta	Ephemeroptera	Caenidae	Caeninae		Caenis youngi	0	0	0	0	0	0	0	0	0	0	0	0
Arthropoda	Insecta	Ephemeroptera	Ephemeridae			Ephemera simulans	0	0	0	0	0	0	0	0	0	0	0	0
Arthropoda	Insecta	Ephemeroptera	Ephemeridae			Hexagenia limbata	0	0	0	0	0	0	0	0	0	0	0	0
Arthropoda	Insecta	Ephemeroptera	Heptageniidae			Heptageniidae indet.	0	0	0	0	0	0	0	0	0	0	0	0
Arthropoda	Insecta	Ephemeroptera				Ephemeroptera indet.	0	0	0	1	0	1	0	2	0	1	0	1
Arthropoda	Insecta	Hemiptera				Auchenorrhyncha indet.	0	0	0	0	0	0	0	0	0	0	0	0
Arthropoda	Insecta	Plecoptera	Taeniopterygidae			Taeniopterygidae indet.	0	0	0	1	0	1	0	2	0	1	0	1
Arthropoda	Insecta	Plecoptera				Plecoptera indet.	0	0	0	0	0	0	0	0	0	0	0	0
Arthropoda	Insecta	Trichoptera	Hydroptilidae	Hydroptilinae	Hydroptilini	Oxyethira sp.	0	0	0	0	0	0	0	0	0	0	0	0
Arthropoda	Insecta	Trichoptera	Hydroptilidae			Hydroptilidae indet.	1	0	0	0	0	1	0	2	0	1	0	1
Arthropoda	Insecta	Trichoptera	Leptoceridae	Leptocerinae	Mystacidini	Mystacides sp.	0	0	0	0	0	0	0	0	0	0	0	0
Arthropoda	Insecta	Trichoptera	Leptoceridae	Leptocerinae		Oecetis sp.	0	0	0	0	0	0	0	0	0	0	0	0
Arthropoda	Insecta	Trichoptera	Leptoceridae			Leptoceridae indet.	0	0	0	0	0	0	0	0	0	0	0	0
Arthropoda	Insecta	Trichoptera	Molannidae			Molanna sp.	0	0	0	0	0	0	0	0	0	0	0	0
Arthropoda	Insecta	Trichoptera	Polycentropodidae	Polycentropodinae		Polycentropus sp.	0	0	0	0	0	0	0	0	0	0	0	0
Arthropoda	Insecta	Trichoptera	Uenoidae			Uenoidae indet.	0	0	0	0	0	0	0	0	0	0	0	0
Arthropoda	Insecta	Trichoptera				Trichoptera indet.	0	0	0	3	0	3	1	7	1	3	0	3
Arthropoda	Insecta					Insecta indet.	0	0	0	1	0	1	0	2	0	1	0	1
Arthropoda	Malacostraca	Amphipoda	Crangonyctidae			Crangonyctidae indet.	0	0	0	0	0	0	0	0	0	0	0	0
Arthropoda	Malacostraca	Amphipoda	Gammaridae			Gammarus sp.	0	0	0	0	0	0	0	0	0	0	0	0
Arthropoda	Malacostraca	Amphipoda	Hyalellidae			Hyalella sp.	0	0	0	0	0	0	0	0	0	0	0	0
Arthropoda	Maxillipoda					Copepoda indet.	0	0	0	0	0	0	0	0	0	0	0	0
Arthropoda	Ostracoda					Ostracoda indet.	0	0	0	1	1	2	0	5	1	1	0	1
Bryozoa						Bryozoa indet.	0	0	0	0	0	0	0	0	0	0	0	0
Cnidaria	Hydrozoa	Anthoathecatae	Hydridae			Hydra sp.	0	0	0	0	0	0	0	0	0	0	0	0
MEMO						Invertebrate indet. Eggs/Egg mass	0	0	0	0	1	1	0	2	0	1	0	1
Mollusca	Bivalvia	Veneroida	Pisidiidae			Pisidiidae indet.	0	0	0	0	0	0	0	0	0	0	0	0
Mollusca	Bivalvia	Veneroida	Pisidiidae	Pisidiinae		Pisidium sp.	0	0	0	1	0	1	0	2	0	1	0	1
Mollusca	Gastropoda	Basommatophora	Lymnaeidae			Lymnaea stagnalis jugularis	0	0	0	0	0	0	0	0	0	0	0	0
Mollusca	Gastropoda	Basommatophora	Lymnaeidae			Lymnaeidae indet.	0	0	0	0	0	0	0	0	0	0	0	0
Mollusca	Gastropoda	Basommatophora	Lymnaeidae			Stagnicola sp.	0	0	0	0	0	0	0	0	0	0	0	0
Mollusca	Gastropoda	Basommatophora	Planorbidae			Gyraulus deflectus	0	0	0	0	0	0	0	0	0	0	0	0
Mollusca	Gastropoda	Basommatophora	Planorbidae			Gyraulus sp.	0	0	0	0	0	0	0	0	0	0	0	0
Mollusca	Gastropoda	Basommatophora	Planorbidae			Planorbidae indet.	0	0	0	0	0	0	0	0	0	0	0	0
Mollusca	Gastropoda	Heterostropha	Valvatidae			Valvata tricarinata	0	0	0	0	0	0	0	0	0	0	0	0
Mollusca	Gastropoda					Gastropoda indet.	0	0	0	0	0	0	0	0	0	0	0	0
Nematoda						Nemata indet.	2	2	1	4	2	11	2	27	1	2	1	4
Platyhelminthes						Platyhelminthes indet.	0	0	0	0	0	0	0	0	0	0	0	0
						Total Abundance	**8**	**2**	**5**	**16**	**10**	**41**	**8.2**	**100**	**12**	**26**	**1**	**27**

Table F7-1: Benthic Data for Local and Regional Study Area Samples

Phylum	Class	Order	Family	Subfamily	Tribe	Taxon	P2-GL - ARSA											
							Rep 1	Rep 2	Rep 3	Rep 4	Rep 5	SUM	MEAN	RA	SD	SE	MIN	MAX
Annelida	Clitellata	Hirudinida	Erpobdellidae	Erpobdellinae		Erpobdella punctata	0	0	0	1	0	1	0	0	0	1	0	1
Annelida	Clitellata	Hirudinida	Erpobdellidae	Erpobdellinae		Erpobdella sp.	0	0	0	0	0	0	0	0	0	0	0	0
Annelida	Clitellata	Hirudinida	Erpobdellidae	Erpobdellinae		Nephelopsis obscura	0	0	0	0	0	0	0	0	0	0	0	0
Annelida	Clitellata	Hirudinida	Erpobdellidae			Dina parva	0	0	0	0	0	0	0	0	0	0	0	0
Annelida	Clitellata	Hirudinida	Glossiphoniidae	Glossiphoniinae		Glossiphonia elegans	0	0	0	0	0	0	0	0	0	0	0	0
Annelida	Clitellata	Hirudinida	Glossiphoniidae	Haementeriinae		Helobdella sp.	0	0	0	0	0	0	0	0	0	0	0	0
Annelida	Clitellata	Hirudinida	Glossiphoniidae	Haementeriinae		Helobdella stagnalis	1	1	0	2	4	8	2	1	2	3	0	4
Annelida	Clitellata	Lumbriculida	Lumbriculidae			Lumbriculidae indet.	0	0	0	0	0	0	0	0	0	0	0	0
Annelida	Clitellata	Lumbriculida	Lumbriculidae			Lumbriculus sp.	0	0	0	0	0	0	0	0	0	0	0	0
Annelida	Clitellata	Lumbriculida	Lumbriculidae			Lumbriculus variegatus	0	7	4	5	0	16	3	1	3	7	0	7
Annelida	Clitellata	Tubificida	Naididae	Naidinae		Arcteonais lomondi	0	5	5	1	0	11	2	1	3	6	0	5
Annelida	Clitellata	Tubificida	Naididae	Naidinae		Dero sp.	0	0	0	0	0	0	0	0	0	0	0	0
Annelida	Clitellata	Tubificida	Naididae	Naidinae		Naidinae indet.	0	0	0	0	0	0	0	0	0	0	0	0
Annelida	Clitellata	Tubificida	Naididae	Naidinae		Nais communis	0	0	0	0	0	0	0	0	0	0	0	0
Annelida	Clitellata	Tubificida	Naididae	Naidinae		Nais simplex	0	3	0	0	0	3	1	0	1	3	0	3
Annelida	Clitellata	Tubificida	Naididae	Naidinae		Nais sp.	0	0	0	0	0	0	0	0	0	0	0	0
Annelida	Clitellata	Tubificida	Naididae	Naidinae		Nais variabilis	0	4	1	3	0	8	2	1	2	4	0	4
Annelida	Clitellata	Tubificida	Naididae	Naidinae		Slavina appendiculata	0	0	0	0	0	0	0	0	0	0	0	0
Annelida	Clitellata	Tubificida	Naididae	Naidinae		Specaria josinae	0	0	2	1	0	3	1	0	1	2	0	2
Annelida	Clitellata	Tubificida	Naididae	Naidinae		Stylaria lacustris	0	6	1	0	0	7	1	1	3	6	0	6
Annelida	Clitellata	Tubificida	Naididae	Pristininae		Pristina aequiseta	0	0	3	0	0	3	1	0	1	3	0	3
Annelida	Clitellata	Tubificida	Naididae	Pristininae		Pristina leidyi	0	0	0	0	0	0	0	0	0	0	0	0
Annelida	Clitellata	Tubificida	Naididae	Pristininae		Pristina sp.	0	0	0	0	0	0	0	0	0	0	0	0
Annelida	Clitellata	Tubificida	Naididae	Rhyacodrilinae		Rhyacodrilus sp.	0	2	3	0	2	7	1	1	1	3	0	3
Annelida	Clitellata	Tubificida	Naididae	Tubificinae		Ilyodrilus sp.	0	0	0	0	0	0	0	0	0	0	0	0
Annelida	Clitellata	Tubificida	Naididae	Tubificinae		Limnodrilus sp.	3	7	3	4	2	19	4	1	2	4	2	7
Annelida	Clitellata	Tubificida	Naididae	Tubificinae		Limnodrilus udekemianus	4	15	11	3	6	39	8	3	5	11	3	15
Annelida	Clitellata	Tubificida	Naididae	Tubificinae		Tubificinae indet.	0	0	0	0	0	0	0	0	0	0	0	0
Annelida	Clitellata	Tubificida	Naididae			Naididae indet.	0	0	0	1	0	1	0	0	0	1	0	1
Annelida	Clitellata		Enchytraeidae			Enchytraeidae indet.	1	3	6	0	0	10	2	1	3	6	0	6
Annelida	Clitellata		Enchytraeidae			Enchytraeus sp.	0	0	0	0	0	0	0	0	0	0	0	0
Annelida	Clitellata					Oligochaeta indet.	0	0	0	0	0	0	0	0	0	0	0	0
Arthropoda	Arachnida	Sarcoptiformes				Oribatida indet.	0	0	0	0	0	0	0	0	0	0	0	0
Arthropoda	Arachnida	Trombidiformes	Hygrobatidae			Hygrobates sp.	0	0	0	0	0	0	0	0	0	0	0	0
Arthropoda	Arachnida	Trombidiformes	Oxidae			Oxidae indet.	0	0	0	0	0	0	0	0	0	0	0	0
Arthropoda	Arachnida	Trombidiformes	Unionicolidae			Neumania sp.	0	0	0	0	0	0	0	0	0	0	0	0
Arthropoda	Arachnida	Trombidiformes	Unionicolidae			Unionicola sp.	0	0	0	0	0	0	0	0	0	0	0	0
Arthropoda	Arachnida					Acari indet.	0	0	0	0	0	0	0	0	0	0	0	0
Arthropoda	Branchiopoda	Diplostraca				Cladocera indet.	0	0	0	0	0	0	0	0	0	0	0	0
Arthropoda	Branchiopoda	Diplostraca				Cladocera indet. Ephippia	0	0	20	0	0	20	4	2	9	20	0	20
Arthropoda	Insecta	Coleoptera	Chrysomelidae			Chrysomelidae indet.	0	0	0	0	0	0	0	0	0	0	0	0
Arthropoda	Insecta	Coleoptera	Noteridae	Noterinae		Notomicrus sp.	0	0	0	0	0	0	0	0	0	0	0	0
Arthropoda	Insecta	Coleoptera				Coleoptera indet.	0	0	0	0	0	0	0	0	0	0	0	0
Arthropoda	Insecta	Diptera	Ceratopogonidae	Ceratopogoninae	Ceratopogonini	Serromyia sp.	0	0	0	0	0	0	0	0	0	0	0	0
Arthropoda	Insecta	Diptera	Ceratopogonidae	Ceratopogoninae	Palpomyiini	Bezzia/Palpomyia sp.	1	0	0	0	0	1	0	0	0	1	0	1
Arthropoda	Insecta	Diptera	Ceratopogonidae	Ceratopogoninae	Sphaeromiini	Probezzia sp.	13	24	20	13	5	75	15	6	7	16	5	24
Arthropoda	Insecta	Diptera	Ceratopogonidae	Dasyheleinae		Dasyhelea sp.	0	0	0	0	0	0	0	0	0	0	0	0
Arthropoda	Insecta	Diptera	Ceratopogonidae			Ceratopogonidae indet.	0	0	0	0	0	0	0	0	0	0	0	0
Arthropoda	Insecta	Diptera	Chaoboridae	Chaoborinae		Chaoborus sp.	0	0	0	0	0	0	0	0	0	0	0	0
Arthropoda	Insecta	Diptera	Chironomidae	Chironominae	Chironomini	Chironomini indet.	0	3	0	0	0	3	1	0	1	3	0	3
Arthropoda	Insecta	Diptera	Chironomidae	Chironominae	Chironomini	Chironomus sp.	0	0	0	0	0	0	0	0	0	0	0	0
Arthropoda	Insecta	Diptera	Chironomidae	Chironominae	Chironomini	Cryptochironomus sp.	2	7	12	4	9	34	7	3	4	9	2	12
Arthropoda	Insecta	Diptera	Chironomidae	Chironominae	Chironomini	Demicryptochironomus sp.	1	0	2	1	0	4	1	0	1	2	0	2
Arthropoda	Insecta	Diptera	Chironomidae	Chironominae	Chironomini	Dicrotendipes sp.	0	0	0	0	0	0	0	0	0	0	0	0
Arthropoda	Insecta	Diptera	Chironomidae	Chironominae	Chironomini	Endochironomus sp.	0	0	0	1	0	1	0	0	0	1	0	1
Arthropoda	Insecta	Diptera	Chironomidae	Chironominae	Chironomini	Glyptotendipes sp.	0	0	0	0	0	0	0	0	0	0	0	0
Arthropoda	Insecta	Diptera	Chironomidae	Chironominae	Chironomini	Polypedilum aviceps	0	0	0	0	0	0	0	0	0	0	0	0
Arthropoda	Insecta	Diptera	Chironomidae	Chironominae	Chironomini	Polypedilum sp.	0	4	2	7	11	24	5	2	4	10	0	11
Arthropoda	Insecta	Diptera	Chironomidae	Chironominae	Chironomini	Stictochironomus sp.	0	0	0	0	0	0	0	0	0	0	0	0
Arthropoda	Insecta	Diptera	Chironomidae	Chironominae	Pseudochironomini	Pseudochironomus sp.	0	1	0	0	0	1	0	0	0	1	0	1
Arthropoda	Insecta	Diptera	Chironomidae	Chironominae	Tanytarsini	Cladotanytarsus sp.	0	0	1	0	0	1	0	0	0	1	0	1
Arthropoda	Insecta	Diptera	Chironomidae	Chironominae	Tanytarsini	Micropsectra/Tanytarsus sp. complex	0	0	0	0	0	0	0	0	0	0	0	0
Arthropoda	Insecta	Diptera	Chironomidae	Chironominae	Tanytarsini	Paratanytarsus sp.	2	9	1	0	3	15	3	1	4	8	0	9
Arthropoda	Insecta	Diptera	Chironomidae	Chironominae	Tanytarsini	Rheotanytarsus sp.	0	0	0	0	1	1	0	0	0	1	0	1
Arthropoda	Insecta	Diptera	Chironomidae	Chironominae	Tanytarsini	Tanytarsini indet.	26	12	28	1	0	67	13	5	13	30	0	28
Arthropoda	Insecta	Diptera	Chironomidae	Chironominae	Tanytarsini	Tanytarsus sp.	0	2	1	0	0	3	1	0	1	2	0	2
Arthropoda	Insecta	Diptera	Chironomidae	Chironominae		Chironominae indet.	0	1	0	0	0	1	0	0	0	1	0	1
Arthropoda	Insecta	Diptera	Chironomidae	Diamesinae	Diamesini	Potthastia sp.	0	0	0	0	0	0	0	0	0	0	0	0
Arthropoda	Insecta	Diptera	Chironomidae	Orthocladiinae	Corynoneurini	Corynoneura sp.	0	0	1	0	0	1	0	0	0	1	0	1
Arthropoda	Insecta	Diptera	Chironomidae	Orthocladiinae	Orthocladiini/Metriocnemini	Cricotopus/Orthocladius sp. complex	0	0	0	1	0	1	0	0	0	1	0	1
Arthropoda	Insecta	Diptera	Chironomidae	Orthocladiinae	Orthocladiini/Metriocnemini	Nanocladius sp.	0	0	0	0	0	0	0	0	0	0	0	0
Arthropoda	Insecta	Diptera	Chironomidae	Orthocladiinae	Orthocladiini/Metriocnemini	Orthocladiinae indet.	0	0	1	0	0	1	0	0	0	1	0	1
Arthropoda	Insecta	Diptera	Chironomidae	Orthocladiinae	Orthocladiini/Metriocnemini	Parakiefferiella sp.	0	2	0	0	0	2	0	0	1	2	0	2
Arthropoda	Insecta	Diptera	Chironomidae	Orthocladiinae	Orthocladiini/Metriocnemini	Parametriocnemus sp.	0	0	0	0	0	0	0	0	0	0	0	0
Arthropoda	Insecta	Diptera	Chironomidae	Orthocladiinae		Orthocladiinae indet. A	0	0	0	0	0	0	0	0	0	0	0	0
Arthropoda	Insecta	Diptera	Chironomidae	Tanypodinae	Pentaneurini	Ablabesmyia sp.	0	0	0	0	0	0	0	0	0	0	0	0
Arthropoda	Insecta	Diptera	Chironomidae	Tanypodinae	Pentaneurini	Pentaneurini indet.	0	0	0	0	0	0	0	0	0	0	0	0
Arthropoda	Insecta	Diptera	Chironomidae	Tanypodinae	Procladiini	Procladius sp.	0	1	1	0	0	2	0	0	1	1	0	1
Arthropoda	Insecta	Diptera	Chironomidae	Tanypodinae		Tanypodinae indet.	0	1	0	0	0	1	0	0	0	1	0	1
Arthropoda	Insecta	Diptera	Chironomidae			Chironomidae indet.	1	1	1	1	0	4	1	0	0	1	0	1
Arthropoda	Insecta	Diptera	Tabanidae	Chrysopsinae	Chrysopsini	Chrysops sp.	0	0	0	0	1	1	0	0	0	1	0	1
Arthropoda	Insecta	Diptera	Tabanidae			Tabanidae indet.	1	0	0	0	0	1	0	0	0	1	0	1
Arthropoda	Insecta	Diptera	Tipulidae			Tipulidae indet.	0	0	0	0	0	0	0	0	0	0	0	0
Arthropoda	Insecta	Diptera				Diptera indet.	0	0	0	0	0	0	0	0	0	0	0	0
Arthropoda	Insecta	Ephemeroptera	Baetiscidae			Baetisca columbiana	0	0	0	0	0	0	0	0	0	0	0	0
Arthropoda	Insecta	Ephemeroptera	Caenidae	Caeninae		Caenis latipennis	3	9	1	1	0	14	3	1	4	8	0	9
Arthropoda	Insecta	Ephemeroptera	Caenidae	Caeninae		Caenis sp.	1	0	0	0	0	1	0	0	0	1	0	1
Arthropoda	Insecta	Ephemeroptera	Caenidae	Caeninae		Caenis youngi	0	0	0	0	0	0	0	0	0	0	0	0
Arthropoda	Insecta	Ephemeroptera	Ephemeridae			Ephemera simulans	0	0	0	0	0	0	0	0	0	0	0	0
Arthropoda	Insecta	Ephemeroptera	Ephemeridae			Hexagenia limbata	0	0	0	0	0	0	0	0	0	0	0	0
Arthropoda	Insecta	Ephemeroptera	Heptageniidae			Heptageniidae indet.	0	0	0	1	0	1	0	0	0	1	0	1
Arthropoda	Insecta	Ephemeroptera				Ephemeroptera indet.	0	0	0	0	0	0	0	0	0	0	0	0
Arthropoda	Insecta	Hemiptera				Auchenorrhyncha indet.	0	0	0	0	0	0	0	0	0	0	0	0
Arthropoda	Insecta	Plecoptera	Taeniopterygidae			Taeniopterygidae indet.	0	0	0	0	0	0	0	0	0	0	0	0
Arthropoda	Insecta	Plecoptera				Plecoptera indet.	0	0	0	1	0	1	0	0	0	1	0	1
Arthropoda	Insecta	Trichoptera	Hydroptilidae	Hydroptilinae	Hydroptilini	Oxyethira sp.	0	0	0	0	0	0	0	0	0	0	0	0
Arthropoda	Insecta	Trichoptera	Hydroptilidae			Hydroptilidae indet.	0	0	0	0	0	0	0	0	0	0	0	0
Arthropoda	Insecta	Trichoptera	Leptoceridae	Leptocerinae	Mystacidini	Mystacides sp.	0	0	0	0	0	0	0	0	0	0	0	0
Arthropoda	Insecta	Trichoptera	Leptoceridae	Leptocerinae		Oecetis sp.	0	0	0	0	0	0	0	0	0	0	0	0
Arthropoda	Insecta	Trichoptera	Leptoceridae			Leptoceridae indet.	14	6	7	7	4	38	8	3	4	8	4	14
Arthropoda	Insecta	Trichoptera	Molannidae			Molanna sp.	0	0	0	0	0	0	0	0	0	0	0	0
Arthropoda	Insecta	Trichoptera	Polycentropodidae	Polycentropodinae		Polycentropus sp.	0	1	0	0	0	1	0	0	0	1	0	1
Arthropoda	Insecta	Trichoptera	Uenoidae			Uenoidae indet.	0	0	0	0	0	0	0	0	0	0	0	0
Arthropoda	Insecta	Trichoptera				Trichoptera indet.	0	0	0	0	0	0	0	0	0	0	0	0
Arthropoda	Insecta					Insecta indet.	0	0	0	0	0	0	0	0	0	0	0	0
Arthropoda	Insecta	Trichoptera				Trichoptera indet.	0	0	0	0	0	0	0	0	0	0	0	0
Arthropoda	Insecta					Insecta indet.	0	0	0	0	0	0	0	0	0	0	0	0
Arthropoda	Malacostraca	Amphipoda	Crangonyctidae			Crangonyctidae indet.	0	0	0	0	0	0	0	0	0	0	0	0
Arthropoda	Malacostraca	Amphipoda	Gammaridae			Gammarus sp.	0	0	0	0	0	0	0	0	0	0	0	0
Arthropoda	Malacostraca	Amphipoda	Hyalellidae			Hyalella sp.	4	10	1	4	2	21	4	2	3	8	1	10
Arthropoda	Maxillipoda					Copepoda indet.	1	0	1	0	0	2	0	0	1	1	0	1
Arthropoda	Ostracoda					Ostracoda indet.	0	0	0	0	0	0	0	0	0	0	0	0
Bryozoa						Bryozoa indet.	0	0	0	0	0	0	0	0	0	0	0	0
Cnidaria	Hydrozoa	Anthoathecatae	Hydridae			Hydra sp.	0	0	0	0	0	0	0	0	0	0	0	0
MEMO						Invertebrate indet. Eggs/Egg mass	0	1	0	72	77	150	30	12	41	91	0	77
Mollusca	Bivalvia	Veneroida	Pisidiidae			Pisidiidae indet.	0	0	0	0	0	0	0	0	0	0	0	0
Mollusca	Bivalvia	Veneroida	Pisidiidae	Pisidiinae		Pisidium sp.	48	59	34	33	18	192	38	15	16	35	18	59
Mollusca	Gastropoda	Basommatophora	Lymnaeidae			Lymnaea stagnalis jugularis	0	0	0	0	0	0	0	0	0	0	0	0
Mollusca	Gastropoda	Basommatophora	Lymnaeidae			Lymnaeidae indet.	17	19	23	21	11	91	18	7	5	10	11	23
Mollusca	Gastropoda	Basommatophora	Lymnaeidae			Stagnicola sp.	0	0	0	0	0	0	0	0	0	0	0	0
Mollusca	Gastropoda	Basommatophora	Planorbidae			Gyraulus deflectus	0	0	0	0	0	0	0	0	0	0	0	0
Mollusca	Gastropoda	Basommatophora	Planorbidae			Gyraulus sp.	0	1	5	0	0	6	1	0	2	5	0	5
Mollusca	Gastropoda	Basommatophora	Planorbidae			Planorbidae indet.	0	0	0	0	0	0	0	0	0	0	0	0
Mollusca	Gastropoda	Heterostropha	Valvatidae			Valvata tricarinata	0	1	1	0	0	2	0	0	1	1	0	1
Mollusca	Gastropoda					Gastropoda indet.	0	0	0	1	0	1	0	0	0	1	0	1
Nematoda						Nemata indet.	67	105	110	26	40	348	70	27	38	84	26	110
Platyhelminthes						Platyhelminthes indet.	0	0	0	0	0	0	0	0	0	0	0	0
						Total Abundance	**211**	**333**	**313**	**217**	**196**	**1270**	**254**	**100**	**193.6899**	**433.1039**	**72**	**508**

devon

Appendix F8

Fish Inventory Data

Table F8-1: Number of Fish Captured and Catch-Per-Unit-Effort by Species at Fish Inventory Sites within the Study Areas, 2012-2017

Stream/River or Waterbody Name	Site	Stream Order	Year	Season	Method[1]	Effort	Species Captured, CPUE[2,3,4]												Total #	Total CPUE
							BRST	FNDC	FTMN	IWDR	LKCH	LKWH	NRDC	NRPK	PRDC	SPSH	WALL	WHSC		
Sandy River	P2-1	4	2016	Fall	BPEF	631	0, 0	0, 0	0, 0	0, 0	0, 0	0, 0	0, 0	0, 0	0, 0	0, 0	0, 0	0, 0	0	0
			2016	Fall	MT	60.0	0, 0	0, 0	0, 0	0, 0	0, 0	0, 0	0, 0	0, 0	0, 0	0, 0	0, 0	0, 0	0	0
Unnamed Tributary	P2-2	2	2016	Fall	BPEF	317	0, 0	1, 0.32	1, 0.32	0, 0	0, 0	0, 0	0, 0	0, 0	0, 0	0, 0	0, 0	0, 0	2	0.64
			2016	Fall	MT	7.3	2, 0.27	138, 18.90	13, 1.78	0, 0	0, 0	0, 0	9, 1.23	0, 0	1, 0.14	0, 0	0, 0	0, 0	163	22.33
Unnamed Tributary	P2-3	2	2012	Summer	MT	71.8	2, 0.03	0, 0	0, 0	0, 0	0, 0	0, 0	0, 0	0, 0	0, 0	0, 0	0, 0	0, 0	2	0.03
			2012	Fall	MT	71.8	71, 0.99	0, 0	0, 0	0, 0	0, 0	0, 0	0, 0	0, 0	0, 0	0, 0	0, 0	0, 0	71	0.99
			2016	Fall	MT	122.5	0, 0	180, 1.47	0, 0	0, 0	0, 0	0, 0	0, 0	0, 0	28, 0.23	0, 0	0, 0	0, 0	208	1.70
Torch Lake	P2-4	-	2012	Summer	AG	2.0	0, 0	0, 0	0, 0	0, 0	0, 0	0, 0	0, 0	0, 0	0, 0	0, 0	0, 0	0, 0	0	0
			2012	Summer	GN	7.9	0, 0	0, 0	0, 0	0, 0	0, 0	0, 0	0, 0	9, 1.14	0, 0	0, 0	0, 0	0, 0	9	1.14
			2012	Summer	MT	133.5	0, 0	0, 0	0, 0	0, 0	0, 0	0, 0	0, 0	0, 0	0, 0	0, 0	0, 0	0, 0	0	0
			2012	Fall	GN	1.9	0, 0	0, 0	0, 0	0, 0	0, 0	0, 0	0, 0	3, 1.58	0, 0	0, 0	0, 0	0, 0	3	1.58
			2012	Fall	MT	49.5	0, 0	0, 0	0, 0	0, 0	0, 0	0, 0	0, 0	0, 0	0, 0	0, 0	0, 0	0, 0	0	0
			2016	Fall	GN	4.1	0, 0	0, 0	0, 0	0, 0	0, 0	0, 0	0, 0	6, 1.46	0, 0	0, 0	0, 0	0, 0	6	1.46
			2016	Fall	MT	43.5	0, 0	0, 0	0, 0	0, 0	0, 0	0, 0	0, 0	0, 0	0, 0	0, 0	0, 0	0, 0	0	0
Unnamed Tributary	P2-5	1	2012	Summer	BPEF	226	5, 2.21	14, 6.19	0, 0	0, 0	0, 0	0, 0	0, 0	0, 0	15, 6.64	0, 0	0, 0	0, 0	34	15.04
			2012	Summer	MT	61.5	16, 0.26	190, 3.09	7, 0.11	0, 0	0, 0	0, 0	0, 0	0, 0	83, 1.35	0, 0	0, 0	0, 0	296	4.84
			2012	Fall	MT	70.8	39, 0.55	23, 0.32	0, 0	0, 0	0, 0	0, 0	0, 0	0, 0	15, 0.21	0, 0	0, 0	0, 0	77	1.08
			2016	Fall	BPEF	591	0, 0	3, 0.51	0, 0	0, 0	0, 0	0, 0	0, 0	0, 0	2, 0.34	0, 0	0, 0	0, 0	5	0.85
			2016	Fall	MT	52.4	23, 0.44	203, 3.87	1, 0.02	0, 0	0, 0	0, 0	0, 0	0, 0	6, 0.11	0, 0	0, 0	0, 0	233	4.45
Unnamed Tributary	P2-6	2	2016	Fall	BPEF	365	3, 0.82	2, 0.55	0, 0	0, 0	0, 0	0, 0	0, 0	0, 0	1, 0.27	0, 0	0, 0	0, 0	6	1.64
			2016	Fall	MT	61.8	11, 0.18	17, 0.28	0, 0	0, 0	11, 0.18	0, 0	9, 0.15	0, 0	15, 0.24	0, 0	0, 0	0, 0	63	1.02
Sandy River	P2-7	4	2016	Fall	BPEF	226	0, 0	0, 0	0, 0	0, 0	0, 0	0, 0	0, 0	0, 0	0, 0	0, 0	0, 0	0, 0	0	0
			2016	Fall	MT	69.0	0, 0	0, 0	0, 0	0, 0	2, 0.03	0, 0	0, 0	0, 0	0, 0	0, 0	0, 0	0, 0	2	0.03
Unnamed Tributary	P2-8	3	2016	Fall	BPEF	354	1, 0.28	0, 0	0, 0	0, 0	5, 1.41	0, 0	0, 0	0, 0	0, 0	0, 0	0, 0	0, 0	6	1.69
			2016	Fall	MT	64.5	1, 0.02	0, 0	0, 0	0, 0	36, 0.56	0, 0	0, 0	0, 0	4, 0.06	0, 0	0, 0	0, 0	41	0.64
Unnamed Lake	P2-9	-	2016	Fall	GN	2.3	0, 0	0, 0	0, 0	0, 0	0, 0	0, 0	0, 0	0, 0	0, 0	0, 0	0, 0	0, 0	0	0
			2016	Fall	MT	69.5	9, 0.13	298, 4.29	4, 0.06	1, 0.01	0, 0	0, 0	0, 0	0, 0	7, 0.10	0, 0	0, 0	0, 0	319	4.59
Unnamed Lake	P2-10	-	2017	Spring	GN	6.5	0, 0	0, 0	0, 0	0, 0	0, 0	0, 0	0, 0	0, 0	0, 0	0, 0	0, 0	0, 0	0	0
			2017	Spring	MT	31.2	191, 6.12	0, 0	503, 16.12	0, 0	0, 0	0, 0	0, 0	0, 0	0, 0	0, 0	0, 0	0, 0	694	22.24
			2017	Fall	GN	4.9	0, 0	0, 0	0, 0	0, 0	0, 0	0, 0	0, 0	0, 0	0, 0	0, 0	0, 0	0, 0	0	0
			2017	Fall	MT	42.0	72, 1.71	0, 0	375, 8.93	0, 0	0, 0	0, 0	0, 0	0, 0	0, 0	0, 0	0, 0	0, 0	447	10.64
Unnamed Tributary	P2-11	3	2012	Summer	BPEF	248	0, 0	0, 0	0, 0	0, 0	0, 0	0, 0	0, 0	0, 0	0, 0	0, 0	0, 0	0, 0	0	0
			2012	Summer	MT	66.0	0, 0	0, 0	0, 0	0, 0	0, 0	0, 0	0, 0	0, 0	0, 0	0, 0	0, 0	0, 0	0	0
			2012	Fall	MT	74.2	0, 0	0, 0	0, 0	0, 0	0, 0	0, 0	0, 0	0, 0	0, 0	0, 0	0, 0	0, 0	0	0
Unnamed Tributary	P2-12	2	2012	Summer	MT	64.9	0, 0	127, 1.96	0, 0	0, 0	0, 0	0, 0	0, 0	0, 0	0, 0	0, 0	0, 0	0, 0	127	1.96
			2012	Fall	MT	70.8	255, 3.60	106, 1.50	0, 0	0, 0	0, 0	0, 0	0, 0	0, 0	0, 0	0, 0	0, 0	0, 0	361	5.10
Winefred Lake	P2-WL	-	2012	Summer	GN	3.5	0, 0	0, 0	0, 0	0, 0	0, 0	11, 3.14	0, 0	3, 0.86	0, 0	1, 0.29	14, 4.00	8, 2.29	37	10.57
			2012	Summer	MT	128.5	0, 0	0, 0	0, 0	0, 0	0, 0	0, 0	0, 0	0, 0	0, 0	0, 0	0, 0	0, 0	0	0
Grist Lake	P2-GL	-	2012	Summer	GN	-	0, 0	0, 0	0, 0	0, 0	0, 0	10, -	0, 0	0, 0	0, 0	0, 0	0, 0	0, 0	10	-
			2012	Summer	MT	48.0	0, 0	0, 0	0, 0	0, 0	1, 0.02	5, 0.10	0, 0	0, 0	0, 0	0, 0	0, 0	11, 0.23	17	0.35

Notes:

[1] Method: AG = angling, BPEF = backpack electrofishing, GN = gill net, MT = minnow trap.

[2] As per MacKay et al. (1990), see Volume 3, Table G1-1 for species names and codes.

[3] Total fish captured separated by catch-per-unit-effort (CPUE) by comma under tallies for individual species.

[3] CPUE: AG = CPUE units are fish per hour per person (angler hour), BPEF = CPUE units are fish per 100 seconds of electrofishing, MT and GN = CPUE units are fish per set/trap hour.

Table F8-2: Mean Length, Weight, and Condition of Fish Captured in the Study Areas, 2012-2017

Species[1]	Number Captured	Length (mm)				Weight (g)				K-Factor			
		Number Measured	Mean	SD	Range	Number Measured	Mean	SD	Range	Number Measured	Mean	SD	Range
BRST	701	282	52	6.4	37-70	80	1.4	0.5	0.5-2.6	80	0.86	0.18	0.28-1.24
FNDC	1302	577	59	10.2	37-105	105	2.8	1.1	1.0-6.9	105	1.08	0.18	0.62-1.78
FTMN	904	231	52	8.8	29-70	7	2.7	0.9	1.3-4.4	7	1.19	0.17	0.92-1.39
IWDR	1	1	52[2]	–	–	–	–	–	–	–	–	–	–
LKCH	55	55	73	13.2	47-100	1	1.7[2]	–	–	1	1.54[2]	–	–
LKWH	26	26	294	135.2	50-485	26	549	382.2	1.7-946	17	1.27	0.20	0.96-1.66
NRDC	18	18	46	4.3	40-55	–	–	–	–	–	–	–	–
NRPK	21	21	552	118.4	145-685	18	1274	528.5	26.5-2220	18	0.71	0.10	0.50-0.87
PRDC	177	98	78	18.1	44-135	40	3.7	2.3	0.5-12.4	40	0.97	0.16	0.55-1.32
SPSH	1	1	98[2]	–	–	–	–	–	–	–	–	–	–
WALL	14	14	417	182.6	98-610	10	1637	575.1	1014-2730	10	1.12	0.06	1.01-1.20
WHSC	19	19	174	156.3	45-398	14	136	283.9	1.3-838	14	1.40	0.13	1.25-1.72

Notes:
[1] As per MacKay et al. (1990), see Volume 3, Table F1-1 for species names and codes.
[2] Not a mean. Based on only one individual.
– = Data unavailable.

Table F8-3: Raw Fish Inventory Data for Fish Captured in the Study Areas, 2012-2017

Fish #	Stream/River or Waterbody Name	Site	Stream Order	Date	Season	Method[1]	Fish ID	Fish Species[2]	Length (mm)[3]	Weight (g)	Condition[4]	Maturity[5]	Sex[6]	Fish Toxicology (Y/N)[7]
1	Unnamed Tributary	P2-2	2	14-Sep-16	Fall	BPEF	114	FTMN	60	-	-	U	U	N
2	Unnamed Tributary	P2-2	2	14-Sep-16	Fall	BPEF	115	FNDC	47	-	-	U	U	N
3	Unnamed Tributary	P2-2	2	14-Sep-16	Fall	MT	-	FNDC	-	-	-	U	U	N
4	Unnamed Tributary	P2-2	2	14-Sep-16	Fall	MT	-	FNDC	-	-	-	U	U	N
5	Unnamed Tributary	P2-2	2	14-Sep-16	Fall	MT	-	FNDC	-	-	-	U	U	N
6	Unnamed Tributary	P2-2	2	14-Sep-16	Fall	MT	-	FNDC	-	-	-	U	U	N
7	Unnamed Tributary	P2-2	2	14-Sep-16	Fall	MT	-	FNDC	-	-	-	U	U	N
8	Unnamed Tributary	P2-2	2	14-Sep-16	Fall	MT	-	FNDC	-	-	-	U	U	N
9	Unnamed Tributary	P2-2	2	14-Sep-16	Fall	MT	-	FNDC	-	-	-	U	U	N
10	Unnamed Tributary	P2-2	2	14-Sep-16	Fall	MT	-	FNDC	-	-	-	U	U	N
11	Unnamed Tributary	P2-2	2	14-Sep-16	Fall	MT	-	FNDC	-	-	-	U	U	N
12	Unnamed Tributary	P2-2	2	14-Sep-16	Fall	MT	-	FNDC	-	-	-	U	U	N
13	Unnamed Tributary	P2-2	2	14-Sep-16	Fall	MT	-	FNDC	-	-	-	U	U	N
14	Unnamed Tributary	P2-2	2	14-Sep-16	Fall	MT	-	FNDC	-	-	-	U	U	N
15	Unnamed Tributary	P2-2	2	14-Sep-16	Fall	MT	-	FNDC	-	-	-	U	U	N
16	Unnamed Tributary	P2-2	2	14-Sep-16	Fall	MT	-	FNDC	-	-	-	U	U	N
17	Unnamed Tributary	P2-2	2	14-Sep-16	Fall	MT	-	FNDC	-	-	-	U	U	N
18	Unnamed Tributary	P2-2	2	14-Sep-16	Fall	MT	-	FNDC	-	-	-	U	U	N
19	Unnamed Tributary	P2-2	2	14-Sep-16	Fall	MT	-	FNDC	-	-	-	U	U	N
20	Unnamed Tributary	P2-2	2	14-Sep-16	Fall	MT	-	FNDC	-	-	-	U	U	N
21	Unnamed Tributary	P2-2	2	14-Sep-16	Fall	MT	-	FNDC	-	-	-	U	U	N
22	Unnamed Tributary	P2-2	2	14-Sep-16	Fall	MT	-	FNDC	-	-	-	U	U	N
23	Unnamed Tributary	P2-2	2	14-Sep-16	Fall	MT	-	FNDC	-	-	-	U	U	N
24	Unnamed Tributary	P2-2	2	14-Sep-16	Fall	MT	-	FNDC	-	-	-	U	U	N
25	Unnamed Tributary	P2-2	2	14-Sep-16	Fall	MT	-	FNDC	-	-	-	U	U	N
26	Unnamed Tributary	P2-2	2	14-Sep-16	Fall	MT	-	FNDC	-	-	-	U	U	N
27	Unnamed Tributary	P2-2	2	14-Sep-16	Fall	MT	-	FNDC	-	-	-	U	U	N
28	Unnamed Tributary	P2-2	2	14-Sep-16	Fall	MT	-	FNDC	-	-	-	U	U	N
29	Unnamed Tributary	P2-2	2	14-Sep-16	Fall	MT	-	FNDC	-	-	-	U	U	N

Fish #	Stream/River or Waterbody Name	Site	Stream Order	Date	Season	Method[1]	Fish ID	Fish Species[2]	Length (mm)[3]	Weight (g)	Condition[4]	Maturity[5]	Sex[6]	Fish Toxicology (Y/N)[7]
30	Unnamed Tributary	P2-2	2	14-Sep-16	Fall	MT	-	FNDC	-	-	-	U	U	N
31	Unnamed Tributary	P2-2	2	14-Sep-16	Fall	MT	-	FNDC	-	-	-	U	U	N
32	Unnamed Tributary	P2-2	2	14-Sep-16	Fall	MT	-	FNDC	-	-	-	U	U	N
33	Unnamed Tributary	P2-2	2	14-Sep-16	Fall	MT	-	FNDC	-	-	-	U	U	N
34	Unnamed Tributary	P2-2	2	14-Sep-16	Fall	MT	-	FNDC	-	-	-	U	U	N
35	Unnamed Tributary	P2-2	2	14-Sep-16	Fall	MT	-	FNDC	-	-	-	U	U	N
36	Unnamed Tributary	P2-2	2	14-Sep-16	Fall	MT	-	FNDC	-	-	-	U	U	N
37	Unnamed Tributary	P2-2	2	14-Sep-16	Fall	MT	-	FNDC	-	-	-	U	U	N
38	Unnamed Tributary	P2-2	2	14-Sep-16	Fall	MT	-	FNDC	-	-	-	U	U	N
39	Unnamed Tributary	P2-2	2	14-Sep-16	Fall	MT	-	FNDC	-	-	-	U	U	N
40	Unnamed Tributary	P2-2	2	14-Sep-16	Fall	MT	-	FNDC	-	-	-	U	U	N
41	Unnamed Tributary	P2-2	2	14-Sep-16	Fall	MT	-	FNDC	-	-	-	U	U	N
42	Unnamed Tributary	P2-2	2	14-Sep-16	Fall	MT	-	FNDC	-	-	-	U	U	N
43	Unnamed Tributary	P2-2	2	14-Sep-16	Fall	MT	-	FNDC	-	-	-	U	U	N
44	Unnamed Tributary	P2-2	2	14-Sep-16	Fall	MT	-	FNDC	-	-	-	U	U	N
45	Unnamed Tributary	P2-2	2	14-Sep-16	Fall	MT	-	FNDC	-	-	-	U	U	N
46	Unnamed Tributary	P2-2	2	14-Sep-16	Fall	MT	-	FNDC	-	-	-	U	U	N
47	Unnamed Tributary	P2-2	2	14-Sep-16	Fall	MT	-	FNDC	-	-	-	U	U	N
48	Unnamed Tributary	P2-2	2	14-Sep-16	Fall	MT	-	FNDC	-	-	-	U	U	N
49	Unnamed Tributary	P2-2	2	14-Sep-16	Fall	MT	-	FNDC	-	-	-	U	U	N
50	Unnamed Tributary	P2-2	2	14-Sep-16	Fall	MT	-	FNDC	-	-	-	U	U	N
51	Unnamed Tributary	P2-2	2	14-Sep-16	Fall	MT	1	FTMN	64	-	-	U	U	N
52	Unnamed Tributary	P2-2	2	14-Sep-16	Fall	MT	2	FTMN	60	-	-	U	U	N
53	Unnamed Tributary	P2-2	2	14-Sep-16	Fall	MT	3	FTMN	56	-	-	U	U	N
54	Unnamed Tributary	P2-2	2	14-Sep-16	Fall	MT	4	FTMN	55	-	-	U	U	N
55	Unnamed Tributary	P2-2	2	14-Sep-16	Fall	MT	5	FTMN	53	-	-	U	U	N
56	Unnamed Tributary	P2-2	2	14-Sep-16	Fall	MT	6	FTMN	54	-	-	U	U	N
57	Unnamed Tributary	P2-2	2	14-Sep-16	Fall	MT	7	FTMN	55	-	-	U	U	N
58	Unnamed Tributary	P2-2	2	14-Sep-16	Fall	MT	8	FTMN	55	-	-	U	U	N
59	Unnamed Tributary	P2-2	2	14-Sep-16	Fall	MT	9	FTMN	54	-	-	U	U	N

Fish #	Stream/River or Waterbody Name	Site	Stream Order	Date	Season	Method[1]	Fish ID	Fish Species[2]	Length (mm)[3]	Weight (g)	Condition[4]	Maturity[5]	Sex[6]	Fish Toxicology (Y/N)[7]
60	Unnamed Tributary	P2-2	2	14-Sep-16	Fall	MT	10	FTMN	63	-	-	U	U	N
61	Unnamed Tributary	P2-2	2	14-Sep-16	Fall	MT	11	FTMN	60	-	-	U	U	N
62	Unnamed Tributary	P2-2	2	14-Sep-16	Fall	MT	12	FTMN	50	-	-	U	U	N
63	Unnamed Tributary	P2-2	2	14-Sep-16	Fall	MT	13	FNDC	53	-	-	U	U	Y
64	Unnamed Tributary	P2-2	2	14-Sep-16	Fall	MT	14	FNDC	54	-	-	U	U	Y
65	Unnamed Tributary	P2-2	2	14-Sep-16	Fall	MT	15	FNDC	58	-	-	U	U	Y
66	Unnamed Tributary	P2-2	2	14-Sep-16	Fall	MT	16	FNDC	51	-	-	U	U	Y
67	Unnamed Tributary	P2-2	2	14-Sep-16	Fall	MT	17	FNDC	52	-	-	U	U	Y
68	Unnamed Tributary	P2-2	2	14-Sep-16	Fall	MT	18	FNDC	56	-	-	U	U	Y
69	Unnamed Tributary	P2-2	2	14-Sep-16	Fall	MT	19	FNDC	45	-	-	U	U	Y
70	Unnamed Tributary	P2-2	2	14-Sep-16	Fall	MT	20	FNDC	46	-	-	U	U	Y
71	Unnamed Tributary	P2-2	2	14-Sep-16	Fall	MT	21	FNDC	45	-	-	U	U	Y
72	Unnamed Tributary	P2-2	2	14-Sep-16	Fall	MT	22	FNDC	46	-	-	U	U	Y
73	Unnamed Tributary	P2-2	2	14-Sep-16	Fall	MT	23	FNDC	48	-	-	U	U	Y
74	Unnamed Tributary	P2-2	2	14-Sep-16	Fall	MT	24	FNDC	46	-	-	U	U	Y
75	Unnamed Tributary	P2-2	2	14-Sep-16	Fall	MT	25	FNDC	45	-	-	U	U	Y
76	Unnamed Tributary	P2-2	2	14-Sep-16	Fall	MT	26	FNDC	45	-	-	U	U	Y
77	Unnamed Tributary	P2-2	2	14-Sep-16	Fall	MT	27	FNDC	55	-	-	U	U	Y
78	Unnamed Tributary	P2-2	2	14-Sep-16	Fall	MT	28	FNDC	50	-	-	U	U	Y
79	Unnamed Tributary	P2-2	2	14-Sep-16	Fall	MT	29	FNDC	45	-	-	U	U	Y
80	Unnamed Tributary	P2-2	2	14-Sep-16	Fall	MT	30	FNDC	48	-	-	U	U	Y
81	Unnamed Tributary	P2-2	2	14-Sep-16	Fall	MT	31	FNDC	42	-	-	U	U	Y
82	Unnamed Tributary	P2-2	2	14-Sep-16	Fall	MT	32	FNDC	44	-	-	U	U	Y
83	Unnamed Tributary	P2-2	2	14-Sep-16	Fall	MT	33	FNDC	50	-	-	U	U	Y
84	Unnamed Tributary	P2-2	2	14-Sep-16	Fall	MT	34	FNDC	44	-	-	U	U	Y
85	Unnamed Tributary	P2-2	2	14-Sep-16	Fall	MT	35	FNDC	45	-	-	U	U	Y
86	Unnamed Tributary	P2-2	2	14-Sep-16	Fall	MT	36	FNDC	52	-	-	U	U	Y
87	Unnamed Tributary	P2-2	2	14-Sep-16	Fall	MT	37	FNDC	43	-	-	U	U	Y
88	Unnamed Tributary	P2-2	2	14-Sep-16	Fall	MT	38	FNDC	50	-	-	U	U	Y
89	Unnamed Tributary	P2-2	2	14-Sep-16	Fall	MT	39	FNDC	42	-	-	U	U	Y

Fish #	Stream/River or Waterbody Name	Site	Stream Order	Date	Season	Method[1]	Fish ID	Fish Species[2]	Length (mm)[3]	Weight (g)	Condition[4]	Maturity[5]	Sex[6]	Fish Toxicology (Y/N)[7]
90	Unnamed Tributary	P2-2	2	14-Sep-16	Fall	MT	40	FNDC	48	-	-	U	U	Y
91	Unnamed Tributary	P2-2	2	14-Sep-16	Fall	MT	41	FNDC	42	-	-	U	U	Y
92	Unnamed Tributary	P2-2	2	14-Sep-16	Fall	MT	42	FNDC	48	-	-	U	U	Y
93	Unnamed Tributary	P2-2	2	14-Sep-16	Fall	MT	43	FNDC	54	-	-	U	U	Y
94	Unnamed Tributary	P2-2	2	14-Sep-16	Fall	MT	44	FNDC	45	-	-	U	U	Y
95	Unnamed Tributary	P2-2	2	14-Sep-16	Fall	MT	45	FNDC	55	-	-	U	U	Y
96	Unnamed Tributary	P2-2	2	14-Sep-16	Fall	MT	46	FNDC	45	-	-	U	U	Y
97	Unnamed Tributary	P2-2	2	14-Sep-16	Fall	MT	47	FNDC	45	-	-	U	U	Y
98	Unnamed Tributary	P2-2	2	14-Sep-16	Fall	MT	48	FNDC	45	-	-	U	U	Y
99	Unnamed Tributary	P2-2	2	14-Sep-16	Fall	MT	49	FNDC	45	-	-	U	U	Y
100	Unnamed Tributary	P2-2	2	14-Sep-16	Fall	MT	50	FNDC	45	-	-	U	U	Y
101	Unnamed Tributary	P2-2	2	14-Sep-16	Fall	MT	51	FNDC	45	-	-	U	U	N
102	Unnamed Tributary	P2-2	2	14-Sep-16	Fall	MT	52	FNDC	47	-	-	U	U	N
103	Unnamed Tributary	P2-2	2	14-Sep-16	Fall	MT	53	FNDC	43	-	-	U	U	N
104	Unnamed Tributary	P2-2	2	14-Sep-16	Fall	MT	54	FNDC	45	-	-	U	U	N
105	Unnamed Tributary	P2-2	2	14-Sep-16	Fall	MT	55	FNDC	45	-	-	U	U	N
106	Unnamed Tributary	P2-2	2	14-Sep-16	Fall	MT	56	FNDC	37	-	-	U	U	N
107	Unnamed Tributary	P2-2	2	14-Sep-16	Fall	MT	57	NRDC	47	-	-	U	U	N
108	Unnamed Tributary	P2-2	2	14-Sep-16	Fall	MT	58	FNDC	43	-	-	U	U	N
109	Unnamed Tributary	P2-2	2	14-Sep-16	Fall	MT	59	FNDC	44	-	-	U	U	N
110	Unnamed Tributary	P2-2	2	14-Sep-16	Fall	MT	60	FNDC	45	-	-	U	U	N
111	Unnamed Tributary	P2-2	2	14-Sep-16	Fall	MT	61	FNDC	48	-	-	U	U	N
112	Unnamed Tributary	P2-2	2	14-Sep-16	Fall	MT	62	FNDC	47	-	-	U	U	N
113	Unnamed Tributary	P2-2	2	14-Sep-16	Fall	MT	63	FNDC	37	-	-	U	U	N
114	Unnamed Tributary	P2-2	2	14-Sep-16	Fall	MT	64	FNDC	47	-	-	U	U	N
115	Unnamed Tributary	P2-2	2	14-Sep-16	Fall	MT	65	FNDC	45	-	-	U	U	N
116	Unnamed Tributary	P2-2	2	14-Sep-16	Fall	MT	66	NRDC	50	-	-	U	U	N
117	Unnamed Tributary	P2-2	2	14-Sep-16	Fall	MT	67	FNDC	47	-	-	U	U	N
118	Unnamed Tributary	P2-2	2	14-Sep-16	Fall	MT	68	FNDC	48	-	-	U	U	N
119	Unnamed Tributary	P2-2	2	14-Sep-16	Fall	MT	69	FNDC	48	-	-	U	U	N

Fish #	Stream/River or Waterbody Name	Site	Stream Order	Date	Season	Method[1]	Fish ID	Fish Species[2]	Length (mm)[3]	Weight (g)	Condition[4]	Maturity[5]	Sex[6]	Fish Toxicology (Y/N)[7]
120	Unnamed Tributary	P2-2	2	14-Sep-16	Fall	MT	70	FNDC	48	-	-	U	U	N
121	Unnamed Tributary	P2-2	2	14-Sep-16	Fall	MT	71	FNDC	47	-	-	U	U	N
122	Unnamed Tributary	P2-2	2	14-Sep-16	Fall	MT	72	FNDC	43	-	-	U	U	N
123	Unnamed Tributary	P2-2	2	14-Sep-16	Fall	MT	73	NRDC	43	-	-	U	U	N
124	Unnamed Tributary	P2-2	2	14-Sep-16	Fall	MT	74	FNDC	52	-	-	U	U	N
125	Unnamed Tributary	P2-2	2	14-Sep-16	Fall	MT	75	NRDC	47	-	-	U	U	N
126	Unnamed Tributary	P2-2	2	14-Sep-16	Fall	MT	76	FNDC	47	-	-	U	U	N
127	Unnamed Tributary	P2-2	2	14-Sep-16	Fall	MT	77	NRDC	53	-	-	U	U	N
128	Unnamed Tributary	P2-2	2	14-Sep-16	Fall	MT	78	FNDC	47	-	-	U	U	N
129	Unnamed Tributary	P2-2	2	14-Sep-16	Fall	MT	79	FNDC	42	-	-	U	U	N
130	Unnamed Tributary	P2-2	2	14-Sep-16	Fall	MT	80	FNDC	47	-	-	U	U	N
131	Unnamed Tributary	P2-2	2	14-Sep-16	Fall	MT	81	NRDC	40	-	-	U	U	N
132	Unnamed Tributary	P2-2	2	14-Sep-16	Fall	MT	82	FNDC	43	-	-	U	U	N
133	Unnamed Tributary	P2-2	2	14-Sep-16	Fall	MT	83	FNDC	42	-	-	U	U	N
134	Unnamed Tributary	P2-2	2	14-Sep-16	Fall	MT	84	FNDC	42	-	-	U	U	N
135	Unnamed Tributary	P2-2	2	14-Sep-16	Fall	MT	85	FNDC	45	-	-	U	U	N
136	Unnamed Tributary	P2-2	2	14-Sep-16	Fall	MT	86	FNDC	50	-	-	U	U	N
137	Unnamed Tributary	P2-2	2	14-Sep-16	Fall	MT	87	FNDC	47	-	-	U	U	N
138	Unnamed Tributary	P2-2	2	14-Sep-16	Fall	MT	88	FNDC	47	-	-	U	U	N
139	Unnamed Tributary	P2-2	2	14-Sep-16	Fall	MT	89	FNDC	44	-	-	U	U	N
140	Unnamed Tributary	P2-2	2	14-Sep-16	Fall	MT	90	FNDC	47	-	-	U	U	N
141	Unnamed Tributary	P2-2	2	14-Sep-16	Fall	MT	91	NRDC	50	-	-	U	U	N
142	Unnamed Tributary	P2-2	2	14-Sep-16	Fall	MT	92	FNDC	47	-	-	U	U	N
143	Unnamed Tributary	P2-2	2	14-Sep-16	Fall	MT	93	FNDC	49	-	-	U	U	N
144	Unnamed Tributary	P2-2	2	14-Sep-16	Fall	MT	94	FNDC	52	-	-	U	U	N
145	Unnamed Tributary	P2-2	2	14-Sep-16	Fall	MT	95	FNDC	44	-	-	U	U	N
146	Unnamed Tributary	P2-2	2	14-Sep-16	Fall	MT	96	FNDC	45	-	-	U	U	N
147	Unnamed Tributary	P2-2	2	14-Sep-16	Fall	MT	97	FNDC	45	-	-	U	U	N
148	Unnamed Tributary	P2-2	2	14-Sep-16	Fall	MT	98	FNDC	44	-	-	U	U	N
149	Unnamed Tributary	P2-2	2	14-Sep-16	Fall	MT	99	FNDC	43	-	-	U	U	N

Fish #	Stream/River or Waterbody Name	Site	Stream Order	Date	Season	Method[1]	Fish ID	Fish Species[2]	Length (mm)[3]	Weight (g)	Condition[4]	Maturity[5]	Sex[6]	Fish Toxicology (Y/N)[7]
150	Unnamed Tributary	P2-2	2	14-Sep-16	Fall	MT	100	FNDC	55	-	-	U	U	N
151	Unnamed Tributary	P2-2	2	14-Sep-16	Fall	MT	101	FTMN	55	-	-	U	U	N
152	Unnamed Tributary	P2-2	2	14-Sep-16	Fall	MT	102	FNDC	45	-	-	U	U	N
153	Unnamed Tributary	P2-2	2	14-Sep-16	Fall	MT	103	FNDC	45	-	-	U	U	N
154	Unnamed Tributary	P2-2	2	14-Sep-16	Fall	MT	104	NRDC	47	-	-	U	U	N
155	Unnamed Tributary	P2-2	2	14-Sep-16	Fall	MT	105	FNDC	45	-	-	U	U	N
156	Unnamed Tributary	P2-2	2	14-Sep-16	Fall	MT	106	BRST	47	-	-	U	U	N
157	Unnamed Tributary	P2-2	2	14-Sep-16	Fall	MT	107	FNDC	44	-	-	U	U	N
158	Unnamed Tributary	P2-2	2	14-Sep-16	Fall	MT	108	FNDC	44	-	-	U	U	N
159	Unnamed Tributary	P2-2	2	14-Sep-16	Fall	MT	109	NRDC	46	-	-	U	U	N
160	Unnamed Tributary	P2-2	2	14-Sep-16	Fall	MT	110	FNDC	45	-	-	U	U	N
161	Unnamed Tributary	P2-2	2	14-Sep-16	Fall	MT	111	FNDC	45	-	-	U	U	N
162	Unnamed Tributary	P2-2	2	14-Sep-16	Fall	MT	112	PRDC	75	-	-	U	U	N
163	Unnamed Tributary	P2-2	2	14-Sep-16	Fall	MT	113	BRST	51	-	-	U	U	N
164	Unnamed Tributary	P2-2	2	14-Sep-16	Fall	MT	-	FNDC	-	-	-	U	U	N
165	Unnamed Tributary	P2-2	2	14-Sep-16	Fall	MT	-	FNDC	-	-	-	U	U	N
166	Unnamed Tributary	P2-3	2	18-Aug-12	Summer	MT	1	BRST	56	1.2	0.68	U	U	N
167	Unnamed Tributary	P2-3	2	18-Aug-12	Summer	MT	2	BRST	46	0.8	0.82	U	U	N
168	Unnamed Tributary	P2-3	2	16-Oct-12	Fall	MT	1	BRST	48	1	0.90	U	U	N
169	Unnamed Tributary	P2-3	2	16-Oct-12	Fall	MT	2	BRST	59	1.6	0.78	U	U	N
170	Unnamed Tributary	P2-3	2	16-Oct-12	Fall	MT	3	BRST	63	1.9	0.76	U	U	N
171	Unnamed Tributary	P2-3	2	16-Oct-12	Fall	MT	4	BRST	61	1.9	0.84	U	U	N
172	Unnamed Tributary	P2-3	2	16-Oct-12	Fall	MT	5	BRST	59	1.6	0.78	U	U	N
173	Unnamed Tributary	P2-3	2	16-Oct-12	Fall	MT	6	BRST	65	2.2	0.80	U	U	N
174	Unnamed Tributary	P2-3	2	16-Oct-12	Fall	MT	7	BRST	60	1.8	0.83	U	U	N
175	Unnamed Tributary	P2-3	2	16-Oct-12	Fall	MT	8	BRST	57	1.7	0.92	U	U	N
176	Unnamed Tributary	P2-3	2	16-Oct-12	Fall	MT	9	BRST	56	1.6	0.91	U	U	N
177	Unnamed Tributary	P2-3	2	16-Oct-12	Fall	MT	10	BRST	52	1.2	0.85	U	U	N
178	Unnamed Tributary	P2-3	2	16-Oct-12	Fall	MT	11	BRST	48	1	0.90	U	U	N
179	Unnamed Tributary	P2-3	2	16-Oct-12	Fall	MT	12	BRST	64	2.1	0.80	U	U	N

Fish #	Stream/River or Waterbody Name	Site	Stream Order	Date	Season	Method[1]	Fish ID	Fish Species[2]	Length (mm)[3]	Weight (g)	Condition[4]	Maturity[5]	Sex[6]	Fish Toxicology (Y/N)[7]
180	Unnamed Tributary	P2-3	2	16-Oct-12	Fall	MT	13	BRST	63	2.2	0.88	U	U	N
181	Unnamed Tributary	P2-3	2	16-Oct-12	Fall	MT	14	BRST	62	2.1	0.88	U	U	N
182	Unnamed Tributary	P2-3	2	16-Oct-12	Fall	MT	15	BRST	67	2.6	0.86	U	U	N
183	Unnamed Tributary	P2-3	2	16-Oct-12	Fall	MT	16	BRST	63	2.3	0.92	U	U	N
184	Unnamed Tributary	P2-3	2	16-Oct-12	Fall	MT	17	BRST	62	2.3	0.97	U	U	N
185	Unnamed Tributary	P2-3	2	16-Oct-12	Fall	MT	18	BRST	61	2.2	0.97	U	U	N
186	Unnamed Tributary	P2-3	2	16-Oct-12	Fall	MT	19	BRST	57	2	1.08	U	U	N
187	Unnamed Tributary	P2-3	2	16-Oct-12	Fall	MT	20	BRST	60	1.8	0.83	U	U	N
188	Unnamed Tributary	P2-3	2	16-Oct-12	Fall	MT	-	BRST	-	-	-	U	U	N
189	Unnamed Tributary	P2-3	2	16-Oct-12	Fall	MT	-	BRST	-	-	-	U	U	N
190	Unnamed Tributary	P2-3	2	16-Oct-12	Fall	MT	-	BRST	-	-	-	U	U	N
191	Unnamed Tributary	P2-3	2	16-Oct-12	Fall	MT	-	BRST	-	-	-	U	U	N
192	Unnamed Tributary	P2-3	2	16-Oct-12	Fall	MT	-	BRST	-	-	-	U	U	N
193	Unnamed Tributary	P2-3	2	16-Oct-12	Fall	MT	-	BRST	-	-	-	U	U	N
194	Unnamed Tributary	P2-3	2	16-Oct-12	Fall	MT	-	BRST	-	-	-	U	U	N
195	Unnamed Tributary	P2-3	2	16-Oct-12	Fall	MT	-	BRST	-	-	-	U	U	N
196	Unnamed Tributary	P2-3	2	16-Oct-12	Fall	MT	-	BRST	-	-	-	U	U	N
197	Unnamed Tributary	P2-3	2	16-Oct-12	Fall	MT	-	BRST	-	-	-	U	U	N
198	Unnamed Tributary	P2-3	2	16-Oct-12	Fall	MT	-	BRST	-	-	-	U	U	N
199	Unnamed Tributary	P2-3	2	16-Oct-12	Fall	MT	-	BRST	-	-	-	U	U	N
200	Unnamed Tributary	P2-3	2	16-Oct-12	Fall	MT	-	BRST	-	-	-	U	U	N
201	Unnamed Tributary	P2-3	2	16-Oct-12	Fall	MT	-	BRST	-	-	-	U	U	N
202	Unnamed Tributary	P2-3	2	16-Oct-12	Fall	MT	-	BRST	-	-	-	U	U	N
203	Unnamed Tributary	P2-3	2	16-Oct-12	Fall	MT	-	BRST	-	-	-	U	U	N
204	Unnamed Tributary	P2-3	2	16-Oct-12	Fall	MT	-	BRST	-	-	-	U	U	N
205	Unnamed Tributary	P2-3	2	16-Oct-12	Fall	MT	-	BRST	-	-	-	U	U	N
206	Unnamed Tributary	P2-3	2	16-Oct-12	Fall	MT	-	BRST	-	-	-	U	U	N
207	Unnamed Tributary	P2-3	2	16-Oct-12	Fall	MT	-	BRST	-	-	-	U	U	N
208	Unnamed Tributary	P2-3	2	16-Oct-12	Fall	MT	-	BRST	-	-	-	U	U	N
209	Unnamed Tributary	P2-3	2	16-Oct-12	Fall	MT	-	BRST	-	-	-	U	U	N

Fish #	Stream/River or Waterbody Name	Site	Stream Order	Date	Season	Method[1]	Fish ID	Fish Species[2]	Length (mm)[3]	Weight (g)	Condition[4]	Maturity[5]	Sex[6]	Fish Toxicology (Y/N)[7]
210	Unnamed Tributary	P2-3	2	16-Oct-12	Fall	MT	-	BRST	-	-	-	U	U	N
211	Unnamed Tributary	P2-3	2	16-Oct-12	Fall	MT	-	BRST	-	-	-	U	U	N
212	Unnamed Tributary	P2-3	2	16-Oct-12	Fall	MT	-	BRST	-	-	-	U	U	N
213	Unnamed Tributary	P2-3	2	16-Oct-12	Fall	MT	-	BRST	-	-	-	U	U	N
214	Unnamed Tributary	P2-3	2	16-Oct-12	Fall	MT	-	BRST	-	-	-	U	U	N
215	Unnamed Tributary	P2-3	2	16-Oct-12	Fall	MT	-	BRST	-	-	-	U	U	N
216	Unnamed Tributary	P2-3	2	16-Oct-12	Fall	MT	-	BRST	-	-	-	U	U	N
217	Unnamed Tributary	P2-3	2	16-Oct-12	Fall	MT	-	BRST	-	-	-	U	U	N
218	Unnamed Tributary	P2-3	2	16-Oct-12	Fall	MT	-	BRST	-	-	-	U	U	N
219	Unnamed Tributary	P2-3	2	16-Oct-12	Fall	MT	-	BRST	-	-	-	U	U	N
220	Unnamed Tributary	P2-3	2	16-Oct-12	Fall	MT	-	BRST	-	-	-	U	U	N
221	Unnamed Tributary	P2-3	2	16-Oct-12	Fall	MT	-	BRST	-	-	-	U	U	N
222	Unnamed Tributary	P2-3	2	16-Oct-12	Fall	MT	-	BRST	-	-	-	U	U	N
223	Unnamed Tributary	P2-3	2	16-Oct-12	Fall	MT	-	BRST	-	-	-	U	U	N
224	Unnamed Tributary	P2-3	2	16-Oct-12	Fall	MT	-	BRST	-	-	-	U	U	N
225	Unnamed Tributary	P2-3	2	16-Oct-12	Fall	MT	-	BRST	-	-	-	U	U	N
226	Unnamed Tributary	P2-3	2	16-Oct-12	Fall	MT	-	BRST	-	-	-	U	U	N
227	Unnamed Tributary	P2-3	2	16-Oct-12	Fall	MT	-	BRST	-	-	-	U	U	N
228	Unnamed Tributary	P2-3	2	16-Oct-12	Fall	MT	-	BRST	-	-	-	U	U	N
229	Unnamed Tributary	P2-3	2	16-Oct-12	Fall	MT	-	BRST	-	-	-	U	U	N
230	Unnamed Tributary	P2-3	2	16-Oct-12	Fall	MT	-	BRST	-	-	-	U	U	N
231	Unnamed Tributary	P2-3	2	16-Oct-12	Fall	MT	-	BRST	-	-	-	U	U	N
232	Unnamed Tributary	P2-3	2	16-Oct-12	Fall	MT	-	BRST	-	-	-	U	U	N
233	Unnamed Tributary	P2-3	2	16-Oct-12	Fall	MT	-	BRST	-	-	-	U	U	N
234	Unnamed Tributary	P2-3	2	16-Oct-12	Fall	MT	-	BRST	-	-	-	U	U	N
235	Unnamed Tributary	P2-3	2	16-Oct-12	Fall	MT	-	BRST	-	-	-	U	U	N
236	Unnamed Tributary	P2-3	2	16-Oct-12	Fall	MT	-	BRST	-	-	-	U	U	N
237	Unnamed Tributary	P2-3	2	16-Oct-12	Fall	MT	-	BRST	-	-	-	U	U	N
238	Unnamed Tributary	P2-3	2	16-Oct-12	Fall	MT	-	BRST	-	-	-	U	U	N
239	Unnamed Tributary	P2-3	2	11-Sep-16	Fall	MT	-	FNDC	-	-	-	U	U	N

Fish #	Stream/River or Waterbody Name	Site	Stream Order	Date	Season	Method[1]	Fish ID	Fish Species[2]	Length (mm)[3]	Weight (g)	Condition[4]	Maturity[5]	Sex[6]	Fish Toxicology (Y/N)[7]
240	Unnamed Tributary	P2-3	2	11-Sep-16	Fall	MT	-	FNDC	-	-	-	U	U	N
241	Unnamed Tributary	P2-3	2	11-Sep-16	Fall	MT	-	FNDC	-	-	-	U	U	N
242	Unnamed Tributary	P2-3	2	11-Sep-16	Fall	MT	-	FNDC	-	-	-	U	U	N
243	Unnamed Tributary	P2-3	2	11-Sep-16	Fall	MT	-	FNDC	-	-	-	U	U	N
244	Unnamed Tributary	P2-3	2	11-Sep-16	Fall	MT	-	FNDC	-	-	-	U	U	N
245	Unnamed Tributary	P2-3	2	11-Sep-16	Fall	MT	-	FNDC	-	-	-	U	U	N
246	Unnamed Tributary	P2-3	2	11-Sep-16	Fall	MT	-	FNDC	-	-	-	U	U	N
247	Unnamed Tributary	P2-3	2	11-Sep-16	Fall	MT	-	FNDC	-	-	-	U	U	N
248	Unnamed Tributary	P2-3	2	11-Sep-16	Fall	MT	-	FNDC	-	-	-	U	U	N
249	Unnamed Tributary	P2-3	2	11-Sep-16	Fall	MT	-	FNDC	-	-	-	U	U	N
250	Unnamed Tributary	P2-3	2	11-Sep-16	Fall	MT	-	FNDC	-	-	-	U	U	N
251	Unnamed Tributary	P2-3	2	11-Sep-16	Fall	MT	-	FNDC	-	-	-	U	U	N
252	Unnamed Tributary	P2-3	2	11-Sep-16	Fall	MT	-	FNDC	-	-	-	U	U	N
253	Unnamed Tributary	P2-3	2	11-Sep-16	Fall	MT	-	FNDC	-	-	-	U	U	N
254	Unnamed Tributary	P2-3	2	11-Sep-16	Fall	MT	-	FNDC	-	-	-	U	U	N
255	Unnamed Tributary	P2-3	2	11-Sep-16	Fall	MT	-	FNDC	-	-	-	U	U	N
256	Unnamed Tributary	P2-3	2	11-Sep-16	Fall	MT	-	FNDC	-	-	-	U	U	N
257	Unnamed Tributary	P2-3	2	11-Sep-16	Fall	MT	-	FNDC	-	-	-	U	U	N
258	Unnamed Tributary	P2-3	2	11-Sep-16	Fall	MT	-	FNDC	-	-	-	U	U	N
259	Unnamed Tributary	P2-3	2	11-Sep-16	Fall	MT	-	FNDC	-	-	-	U	U	N
260	Unnamed Tributary	P2-3	2	11-Sep-16	Fall	MT	-	FNDC	-	-	-	U	U	N
261	Unnamed Tributary	P2-3	2	11-Sep-16	Fall	MT	-	FNDC	-	-	-	U	U	N
262	Unnamed Tributary	P2-3	2	11-Sep-16	Fall	MT	-	FNDC	-	-	-	U	U	N
263	Unnamed Tributary	P2-3	2	11-Sep-16	Fall	MT	-	FNDC	-	-	-	U	U	N
264	Unnamed Tributary	P2-3	2	11-Sep-16	Fall	MT	-	FNDC	-	-	-	U	U	N
265	Unnamed Tributary	P2-3	2	11-Sep-16	Fall	MT	-	FNDC	-	-	-	U	U	N
266	Unnamed Tributary	P2-3	2	11-Sep-16	Fall	MT	-	FNDC	-	-	-	U	U	N
267	Unnamed Tributary	P2-3	2	11-Sep-16	Fall	MT	-	FNDC	-	-	-	U	U	N
268	Unnamed Tributary	P2-3	2	11-Sep-16	Fall	MT	-	FNDC	-	-	-	U	U	N
269	Unnamed Tributary	P2-3	2	11-Sep-16	Fall	MT	-	FNDC	-	-	-	U	U	N

Fish #	Stream/River or Waterbody Name	Site	Stream Order	Date	Season	Method[1]	Fish ID	Fish Species[2]	Length (mm)[3]	Weight (g)	Condition[4]	Maturity[5]	Sex[6]	Fish Toxicology (Y/N)[7]
270	Unnamed Tributary	P2-3	2	11-Sep-16	Fall	MT	-	FNDC	-	-	-	U	U	N
271	Unnamed Tributary	P2-3	2	11-Sep-16	Fall	MT	-	FNDC	-	-	-	U	U	N
272	Unnamed Tributary	P2-3	2	11-Sep-16	Fall	MT	-	FNDC	-	-	-	U	U	N
273	Unnamed Tributary	P2-3	2	11-Sep-16	Fall	MT	-	FNDC	-	-	-	U	U	N
274	Unnamed Tributary	P2-3	2	11-Sep-16	Fall	MT	-	FNDC	-	-	-	U	U	N
275	Unnamed Tributary	P2-3	2	11-Sep-16	Fall	MT	-	FNDC	-	-	-	U	U	N
276	Unnamed Tributary	P2-3	2	11-Sep-16	Fall	MT	-	FNDC	-	-	-	U	U	N
277	Unnamed Tributary	P2-3	2	11-Sep-16	Fall	MT	-	FNDC	-	-	-	U	U	N
278	Unnamed Tributary	P2-3	2	11-Sep-16	Fall	MT	-	FNDC	-	-	-	U	U	N
279	Unnamed Tributary	P2-3	2	11-Sep-16	Fall	MT	-	FNDC	-	-	-	U	U	N
280	Unnamed Tributary	P2-3	2	11-Sep-16	Fall	MT	-	FNDC	-	-	-	U	U	N
281	Unnamed Tributary	P2-3	2	11-Sep-16	Fall	MT	-	FNDC	-	-	-	U	U	N
282	Unnamed Tributary	P2-3	2	11-Sep-16	Fall	MT	-	FNDC	-	-	-	U	U	N
283	Unnamed Tributary	P2-3	2	11-Sep-16	Fall	MT	-	FNDC	-	-	-	U	U	N
284	Unnamed Tributary	P2-3	2	11-Sep-16	Fall	MT	-	FNDC	-	-	-	U	U	N
285	Unnamed Tributary	P2-3	2	11-Sep-16	Fall	MT	-	FNDC	-	-	-	U	U	N
286	Unnamed Tributary	P2-3	2	11-Sep-16	Fall	MT	-	FNDC	-	-	-	U	U	N
287	Unnamed Tributary	P2-3	2	11-Sep-16	Fall	MT	-	FNDC	-	-	-	U	U	N
288	Unnamed Tributary	P2-3	2	11-Sep-16	Fall	MT	-	FNDC	-	-	-	U	U	N
289	Unnamed Tributary	P2-3	2	11-Sep-16	Fall	MT	-	FNDC	-	-	-	U	U	N
290	Unnamed Tributary	P2-3	2	11-Sep-16	Fall	MT	-	FNDC	-	-	-	U	U	N
291	Unnamed Tributary	P2-3	2	11-Sep-16	Fall	MT	-	FNDC	-	-	-	U	U	N
292	Unnamed Tributary	P2-3	2	11-Sep-16	Fall	MT	-	FNDC	-	-	-	U	U	N
293	Unnamed Tributary	P2-3	2	11-Sep-16	Fall	MT	-	FNDC	-	-	-	U	U	N
294	Unnamed Tributary	P2-3	2	11-Sep-16	Fall	MT	-	FNDC	-	-	-	U	U	N
295	Unnamed Tributary	P2-3	2	11-Sep-16	Fall	MT	-	FNDC	-	-	-	U	U	N
296	Unnamed Tributary	P2-3	2	11-Sep-16	Fall	MT	-	FNDC	-	-	-	U	U	N
297	Unnamed Tributary	P2-3	2	11-Sep-16	Fall	MT	-	FNDC	-	-	-	U	U	N
298	Unnamed Tributary	P2-3	2	11-Sep-16	Fall	MT	-	FNDC	-	-	-	U	U	N
299	Unnamed Tributary	P2-3	2	11-Sep-16	Fall	MT	-	FNDC	-	-	-	U	U	N

Fish #	Stream/River or Waterbody Name	Site	Stream Order	Date	Season	Method[1]	Fish ID	Fish Species[2]	Length (mm)[3]	Weight (g)	Condition[4]	Maturity[5]	Sex[6]	Fish Toxicology (Y/N)[7]
300	Unnamed Tributary	P2-3	2	11-Sep-16	Fall	MT	-	FNDC	-	-	-	U	U	N
301	Unnamed Tributary	P2-3	2	11-Sep-16	Fall	MT	-	FNDC	-	-	-	U	U	N
302	Unnamed Tributary	P2-3	2	11-Sep-16	Fall	MT	-	FNDC	-	-	-	U	U	N
303	Unnamed Tributary	P2-3	2	11-Sep-16	Fall	MT	-	FNDC	-	-	-	U	U	N
304	Unnamed Tributary	P2-3	2	11-Sep-16	Fall	MT	-	FNDC	-	-	-	U	U	N
305	Unnamed Tributary	P2-3	2	11-Sep-16	Fall	MT	-	FNDC	-	-	-	U	U	N
306	Unnamed Tributary	P2-3	2	11-Sep-16	Fall	MT	-	FNDC	-	-	-	U	U	N
307	Unnamed Tributary	P2-3	2	11-Sep-16	Fall	MT	-	FNDC	-	-	-	U	U	N
308	Unnamed Tributary	P2-3	2	11-Sep-16	Fall	MT	-	FNDC	-	-	-	U	U	N
309	Unnamed Tributary	P2-3	2	11-Sep-16	Fall	MT	-	FNDC	-	-	-	U	U	N
310	Unnamed Tributary	P2-3	2	11-Sep-16	Fall	MT	-	FNDC	-	-	-	U	U	N
311	Unnamed Tributary	P2-3	2	11-Sep-16	Fall	MT	-	FNDC	-	-	-	U	U	N
312	Unnamed Tributary	P2-3	2	11-Sep-16	Fall	MT	-	FNDC	-	-	-	U	U	N
313	Unnamed Tributary	P2-3	2	11-Sep-16	Fall	MT	-	FNDC	-	-	-	U	U	N
314	Unnamed Tributary	P2-3	2	11-Sep-16	Fall	MT	-	FNDC	-	-	-	U	U	N
315	Unnamed Tributary	P2-3	2	11-Sep-16	Fall	MT	-	FNDC	-	-	-	U	U	N
316	Unnamed Tributary	P2-3	2	11-Sep-16	Fall	MT	-	FNDC	-	-	-	U	U	N
317	Unnamed Tributary	P2-3	2	11-Sep-16	Fall	MT	-	PRDC	-	-	-	U	U	N
318	Unnamed Tributary	P2-3	2	11-Sep-16	Fall	MT	-	PRDC	-	-	-	U	U	N
319	Unnamed Tributary	P2-3	2	11-Sep-16	Fall	MT	-	PRDC	-	-	-	U	U	N
320	Unnamed Tributary	P2-3	2	11-Sep-16	Fall	MT	-	PRDC	-	-	-	U	U	N
321	Unnamed Tributary	P2-3	2	11-Sep-16	Fall	MT	-	PRDC	-	-	-	U	U	N
322	Unnamed Tributary	P2-3	2	11-Sep-16	Fall	MT	-	PRDC	-	-	-	U	U	N
323	Unnamed Tributary	P2-3	2	11-Sep-16	Fall	MT	1	PRDC	100	-	-	U	U	N
324	Unnamed Tributary	P2-3	2	11-Sep-16	Fall	MT	2	FNDC	74	-	-	U	U	N
325	Unnamed Tributary	P2-3	2	11-Sep-16	Fall	MT	3	FNDC	65	-	-	U	U	N
326	Unnamed Tributary	P2-3	2	11-Sep-16	Fall	MT	4	FNDC	52	-	-	U	U	N
327	Unnamed Tributary	P2-3	2	11-Sep-16	Fall	MT	5	FNDC	65	-	-	U	U	N
328	Unnamed Tributary	P2-3	2	11-Sep-16	Fall	MT	6	FNDC	76	-	-	U	U	N
329	Unnamed Tributary	P2-3	2	11-Sep-16	Fall	MT	7	FNDC	65	-	-	U	U	N

Fish #	Stream/River or Waterbody Name	Site	Stream Order	Date	Season	Method[1]	Fish ID	Fish Species[2]	Length (mm)[3]	Weight (g)	Condition[4]	Maturity[5]	Sex[6]	Fish Toxicology (Y/N)[7]
330	Unnamed Tributary	P2-3	2	11-Sep-16	Fall	MT	8	PRDC	85	-	-	U	U	N
331	Unnamed Tributary	P2-3	2	11-Sep-16	Fall	MT	9	FNDC	52	-	-	U	U	N
332	Unnamed Tributary	P2-3	2	11-Sep-16	Fall	MT	10	FNDC	80	-	-	U	U	N
333	Unnamed Tributary	P2-3	2	11-Sep-16	Fall	MT	11	PRDC	65	-	-	U	U	N
334	Unnamed Tributary	P2-3	2	11-Sep-16	Fall	MT	12	FNDC	65	-	-	U	U	N
335	Unnamed Tributary	P2-3	2	11-Sep-16	Fall	MT	13	PRDC	84	-	-	U	U	N
336	Unnamed Tributary	P2-3	2	11-Sep-16	Fall	MT	14	FNDC	65	-	-	U	U	N
337	Unnamed Tributary	P2-3	2	11-Sep-16	Fall	MT	15	PRDC	95	-	-	U	U	N
338	Unnamed Tributary	P2-3	2	11-Sep-16	Fall	MT	16	FNDC	70	-	-	U	U	N
339	Unnamed Tributary	P2-3	2	11-Sep-16	Fall	MT	17	FNDC	80	-	-	U	U	N
340	Unnamed Tributary	P2-3	2	11-Sep-16	Fall	MT	18	FNDC	60	-	-	U	U	N
341	Unnamed Tributary	P2-3	2	11-Sep-16	Fall	MT	19	FNDC	65	-	-	U	U	N
342	Unnamed Tributary	P2-3	2	11-Sep-16	Fall	MT	20	FNDC	70	-	-	U	U	N
343	Unnamed Tributary	P2-3	2	11-Sep-16	Fall	MT	21	FNDC	50	-	-	U	U	N
344	Unnamed Tributary	P2-3	2	11-Sep-16	Fall	MT	22	FNDC	75	-	-	U	U	N
345	Unnamed Tributary	P2-3	2	11-Sep-16	Fall	MT	23	FNDC	60	-	-	U	U	N
346	Unnamed Tributary	P2-3	2	11-Sep-16	Fall	MT	24	PRDC	86	-	-	U	U	N
347	Unnamed Tributary	P2-3	2	11-Sep-16	Fall	MT	25	FNDC	65	-	-	U	U	N
348	Unnamed Tributary	P2-3	2	11-Sep-16	Fall	MT	26	FNDC	50	-	-	U	U	N
349	Unnamed Tributary	P2-3	2	11-Sep-16	Fall	MT	27	FNDC	45	-	-	U	U	N
350	Unnamed Tributary	P2-3	2	11-Sep-16	Fall	MT	28	FNDC	70	-	-	U	U	N
351	Unnamed Tributary	P2-3	2	11-Sep-16	Fall	MT	29	FNDC	70	-	-	U	U	N
352	Unnamed Tributary	P2-3	2	11-Sep-16	Fall	MT	30	FNDC	80	-	-	U	U	N
353	Unnamed Tributary	P2-3	2	11-Sep-16	Fall	MT	31	FNDC	65	-	-	U	U	N
354	Unnamed Tributary	P2-3	2	11-Sep-16	Fall	MT	32	PRDC	81	-	-	U	U	N
355	Unnamed Tributary	P2-3	2	11-Sep-16	Fall	MT	33	FNDC	54	-	-	U	U	N
356	Unnamed Tributary	P2-3	2	11-Sep-16	Fall	MT	34	PRDC	92	-	-	U	U	N
357	Unnamed Tributary	P2-3	2	11-Sep-16	Fall	MT	35	FNDC	75	-	-	U	U	N
358	Unnamed Tributary	P2-3	2	11-Sep-16	Fall	MT	36	FNDC	85	-	-	U	U	N
359	Unnamed Tributary	P2-3	2	11-Sep-16	Fall	MT	37	FNDC	70	-	-	U	U	N

Fish #	Stream/River or Waterbody Name	Site	Stream Order	Date	Season	Method[1]	Fish ID	Fish Species[2]	Length (mm)[3]	Weight (g)	Condition[4]	Maturity[5]	Sex[6]	Fish Toxicology (Y/N)[7]
360	Unnamed Tributary	P2-3	2	11-Sep-16	Fall	MT	38	FNDC	50	-	-	U	U	N
361	Unnamed Tributary	P2-3	2	11-Sep-16	Fall	MT	39	FNDC	85	-	-	U	U	N
362	Unnamed Tributary	P2-3	2	11-Sep-16	Fall	MT	40	FNDC	60	-	-	U	U	N
363	Unnamed Tributary	P2-3	2	11-Sep-16	Fall	MT	41	FNDC	75	-	-	U	U	N
364	Unnamed Tributary	P2-3	2	11-Sep-16	Fall	MT	42	FNDC	70	-	-	U	U	N
365	Unnamed Tributary	P2-3	2	11-Sep-16	Fall	MT	43	FNDC	85	-	-	U	U	N
366	Unnamed Tributary	P2-3	2	11-Sep-16	Fall	MT	44	FNDC	75	-	-	U	U	N
367	Unnamed Tributary	P2-3	2	11-Sep-16	Fall	MT	45	FNDC	75	-	-	U	U	N
368	Unnamed Tributary	P2-3	2	11-Sep-16	Fall	MT	46	FNDC	65	-	-	U	U	N
369	Unnamed Tributary	P2-3	2	11-Sep-16	Fall	MT	47	FNDC	70	-	-	U	U	N
370	Unnamed Tributary	P2-3	2	11-Sep-16	Fall	MT	48	FNDC	71	-	-	U	U	N
371	Unnamed Tributary	P2-3	2	11-Sep-16	Fall	MT	49	FNDC	70	-	-	U	U	N
372	Unnamed Tributary	P2-3	2	11-Sep-16	Fall	MT	50	FNDC	80	-	-	U	U	N
373	Unnamed Tributary	P2-3	2	11-Sep-16	Fall	MT	51	FNDC	65	-	-	U	U	N
374	Unnamed Tributary	P2-3	2	11-Sep-16	Fall	MT	52	FNDC	45	-	-	U	U	N
375	Unnamed Tributary	P2-3	2	11-Sep-16	Fall	MT	53	FNDC	80	-	-	U	U	N
376	Unnamed Tributary	P2-3	2	11-Sep-16	Fall	MT	54	FNDC	70	-	-	U	U	N
377	Unnamed Tributary	P2-3	2	11-Sep-16	Fall	MT	55	FNDC	67	-	-	U	U	N
378	Unnamed Tributary	P2-3	2	11-Sep-16	Fall	MT	56	FNDC	70	-	-	U	U	N
379	Unnamed Tributary	P2-3	2	11-Sep-16	Fall	MT	57	FNDC	65	-	-	U	U	N
380	Unnamed Tributary	P2-3	2	11-Sep-16	Fall	MT	58	FNDC	80	-	-	U	U	N
381	Unnamed Tributary	P2-3	2	11-Sep-16	Fall	MT	59	FNDC	65	-	-	U	U	N
382	Unnamed Tributary	P2-3	2	11-Sep-16	Fall	MT	60	FNDC	60	-	-	U	U	N
383	Unnamed Tributary	P2-3	2	11-Sep-16	Fall	MT	61	FNDC	70	-	-	U	U	N
384	Unnamed Tributary	P2-3	2	11-Sep-16	Fall	MT	62	FNDC	75	-	-	U	U	N
385	Unnamed Tributary	P2-3	2	11-Sep-16	Fall	MT	63	FNDC	70	-	-	U	U	N
386	Unnamed Tributary	P2-3	2	11-Sep-16	Fall	MT	64	FNDC	70	-	-	U	U	N
387	Unnamed Tributary	P2-3	2	11-Sep-16	Fall	MT	65	FNDC	88	-	-	U	U	N
388	Unnamed Tributary	P2-3	2	11-Sep-16	Fall	MT	66	FNDC	65	-	-	U	U	N
389	Unnamed Tributary	P2-3	2	11-Sep-16	Fall	MT	67	FNDC	54	-	-	U	U	N

Fish #	Stream/River or Waterbody Name	Site	Stream Order	Date	Season	Method[1]	Fish ID	Fish Species[2]	Length (mm)[3]	Weight (g)	Condition[4]	Maturity[5]	Sex[6]	Fish Toxicology (Y/N)[7]
390	Unnamed Tributary	P2-3	2	11-Sep-16	Fall	MT	68	FNDC	75	-	-	U	U	N
391	Unnamed Tributary	P2-3	2	11-Sep-16	Fall	MT	69	FNDC	76	-	-	U	U	N
392	Unnamed Tributary	P2-3	2	11-Sep-16	Fall	MT	70	FNDC	70	-	-	U	U	N
393	Unnamed Tributary	P2-3	2	11-Sep-16	Fall	MT	71	FNDC	80	-	-	U	U	N
394	Unnamed Tributary	P2-3	2	11-Sep-16	Fall	MT	72	FNDC	85	-	-	U	U	N
395	Unnamed Tributary	P2-3	2	11-Sep-16	Fall	MT	73	FNDC	70	-	-	U	U	N
396	Unnamed Tributary	P2-3	2	11-Sep-16	Fall	MT	74	FNDC	65	-	-	U	U	N
397	Unnamed Tributary	P2-3	2	11-Sep-16	Fall	MT	75	FNDC	65	-	-	U	U	N
398	Unnamed Tributary	P2-3	2	11-Sep-16	Fall	MT	76	PRDC	90	-	-	U	U	N
399	Unnamed Tributary	P2-3	2	11-Sep-16	Fall	MT	77	FNDC	68	-	-	U	U	N
400	Unnamed Tributary	P2-3	2	11-Sep-16	Fall	MT	78	FNDC	70	-	-	U	U	N
401	Unnamed Tributary	P2-3	2	11-Sep-16	Fall	MT	79	FNDC	58	-	-	U	U	N
402	Unnamed Tributary	P2-3	2	11-Sep-16	Fall	MT	80	FNDC	55	-	-	U	U	N
403	Unnamed Tributary	P2-3	2	11-Sep-16	Fall	MT	81	FNDC	66	-	-	U	U	N
404	Unnamed Tributary	P2-3	2	11-Sep-16	Fall	MT	82	FNDC	70	-	-	U	U	N
405	Unnamed Tributary	P2-3	2	11-Sep-16	Fall	MT	83	FNDC	80	-	-	U	U	N
406	Unnamed Tributary	P2-3	2	11-Sep-16	Fall	MT	84	FNDC	70	-	-	U	U	N
407	Unnamed Tributary	P2-3	2	11-Sep-16	Fall	MT	85	FNDC	65	-	-	U	U	N
408	Unnamed Tributary	P2-3	2	11-Sep-16	Fall	MT	86	FNDC	75	-	-	U	U	N
409	Unnamed Tributary	P2-3	2	11-Sep-16	Fall	MT	87	FNDC	45	-	-	U	U	N
410	Unnamed Tributary	P2-3	2	11-Sep-16	Fall	MT	88	FNDC	60	-	-	U	U	N
411	Unnamed Tributary	P2-3	2	11-Sep-16	Fall	MT	89	FNDC	50	-	-	U	U	N
412	Unnamed Tributary	P2-3	2	11-Sep-16	Fall	MT	90	FNDC	65	-	-	U	U	N
413	Unnamed Tributary	P2-3	2	11-Sep-16	Fall	MT	91	FNDC	70	-	-	U	U	N
414	Unnamed Tributary	P2-3	2	11-Sep-16	Fall	MT	92	FNDC	70	-	-	U	U	N
415	Unnamed Tributary	P2-3	2	11-Sep-16	Fall	MT	93	FNDC	55	-	-	U	U	N
416	Unnamed Tributary	P2-3	2	11-Sep-16	Fall	MT	94	FNDC	60	-	-	U	U	N
417	Unnamed Tributary	P2-3	2	11-Sep-16	Fall	MT	95	FNDC	65	-	-	U	U	N
418	Unnamed Tributary	P2-3	2	11-Sep-16	Fall	MT	96	FNDC	60	-	-	U	U	N
419	Unnamed Tributary	P2-3	2	11-Sep-16	Fall	MT	97	FNDC	50	-	-	U	U	N

Fish #	Stream/River or Waterbody Name	Site	Stream Order	Date	Season	Method[1]	Fish ID	Fish Species[2]	Length (mm)[3]	Weight (g)	Condition[4]	Maturity[5]	Sex[6]	Fish Toxicology (Y/N)[7]
420	Unnamed Tributary	P2-3	2	11-Sep-16	Fall	MT	98	FNDC	70	-	-	U	U	N
421	Unnamed Tributary	P2-3	2	11-Sep-16	Fall	MT	99	FNDC	60	-	-	U	U	N
422	Unnamed Tributary	P2-3	2	11-Sep-16	Fall	MT	100	FNDC	70	-	-	U	U	N
423	Unnamed Tributary	P2-3	2	11-Sep-16	Fall	MT	101	FNDC	70	-	-	U	U	N
424	Unnamed Tributary	P2-3	2	11-Sep-16	Fall	MT	102	FNDC	75	-	-	U	U	N
425	Unnamed Tributary	P2-3	2	11-Sep-16	Fall	MT	103	FNDC	55	-	-	U	U	N
426	Unnamed Tributary	P2-3	2	11-Sep-16	Fall	MT	104	FNDC	70	-	-	U	U	N
427	Unnamed Tributary	P2-3	2	11-Sep-16	Fall	MT	105	FNDC	60	-	-	U	U	N
428	Unnamed Tributary	P2-3	2	11-Sep-16	Fall	MT	106	FNDC	70	-	-	U	U	N
429	Unnamed Tributary	P2-3	2	11-Sep-16	Fall	MT	107	FNDC	70	-	-	U	U	N
430	Unnamed Tributary	P2-3	2	11-Sep-16	Fall	MT	108	FNDC	60	-	-	U	U	N
431	Unnamed Tributary	P2-3	2	11-Sep-16	Fall	MT	109	PRDC	95	-	-	U	U	N
432	Unnamed Tributary	P2-3	2	11-Sep-16	Fall	MT	110	PRDC	80	-	-	U	U	N
433	Unnamed Tributary	P2-3	2	11-Sep-16	Fall	MT	111	PRDC	125	-	-	U	U	N
434	Unnamed Tributary	P2-3	2	11-Sep-16	Fall	MT	112	PRDC	110	-	-	U	U	N
435	Unnamed Tributary	P2-3	2	11-Sep-16	Fall	MT	113	PRDC	110	-	-	U	U	N
436	Unnamed Tributary	P2-3	2	11-Sep-16	Fall	MT	114	PRDC	95	-	-	U	U	N
437	Unnamed Tributary	P2-3	2	11-Sep-16	Fall	MT	115	PRDC	80	-	-	U	U	N
438	Unnamed Tributary	P2-3	2	11-Sep-16	Fall	MT	116	FNDC	65	-	-	U	U	N
439	Unnamed Tributary	P2-3	2	11-Sep-16	Fall	MT	117	PRDC	130	-	-	U	U	N
440	Unnamed Tributary	P2-3	2	11-Sep-16	Fall	MT	118	PRDC	80	-	-	U	U	N
441	Unnamed Tributary	P2-3	2	11-Sep-16	Fall	MT	119	PRDC	90	-	-	U	U	N
442	Unnamed Tributary	P2-3	2	11-Sep-16	Fall	MT	120	PRDC	80	-	-	U	U	N
443	Unnamed Tributary	P2-3	2	11-Sep-16	Fall	MT	121	PRDC	95	-	-	U	U	N
444	Unnamed Tributary	P2-3	2	11-Sep-16	Fall	MT	122	PRDC	105	-	-	U	U	N
445	Unnamed Tributary	P2-3	2	11-Sep-16	Fall	MT	-	FNDC	-	-	-	U	U	N
446	Unnamed Tributary	P2-3	2	11-Sep-16	Fall	MT	-	FNDC	-	-	-	U	U	N
447	Torch Lake	P2-4	-	14-Aug-12	Summer	GN	1	NRPK	643	1770	0.67	M	F	Y
448	Torch Lake	P2-4	-	14-Aug-12	Summer	GN	2	NRPK	411	540	0.78	IM	F	Y
449	Torch Lake	P2-4	-	14-Aug-12	Summer	GN	3	NRPK	145	26.5	0.87	IM	U	N

Fish #	Stream/River or Waterbody Name	Site	Stream Order	Date	Season	Method[1]	Fish ID	Fish Species[2]	Length (mm)[3]	Weight (g)	Condition[4]	Maturity[5]	Sex[6]	Fish Toxicology (Y/N)[7]
450	Torch Lake	P2-4	-	14-Aug-12	Summer	GN	4	NRPK	560	1536	0.87	M	M	Y
451	Torch Lake	P2-4	-	14-Aug-12	Summer	GN	5	NRPK	633	1458	0.57	M	F	Y
452	Torch Lake	P2-4	-	14-Aug-12	Summer	GN	6	NRPK	613	1590	0.69	M	M	Y
453	Torch Lake	P2-4	-	14-Aug-12	Summer	GN	7	NRPK	625	1662	0.68	M	M	Y
454	Torch Lake	P2-4	-	14-Aug-12	Summer	GN	8	NRPK	591	1482	0.72	M	M	Y
455	Torch Lake	P2-4	-	14-Aug-12	Summer	GN	9	NRPK	420	610	0.82	M	M	Y
456	Torch Lake	P2-4	-	19-Oct-12	Fall	GN	1	NRPK	440	622	0.73	U	U	N
457	Torch Lake	P2-4	-	19-Oct-12	Fall	GN	2	NRPK	560	1364	0.78	U	U	N
458	Torch Lake	P2-4	-	19-Oct-12	Fall	GN	3	NRPK	576	1534	0.80	U	U	N
459	Torch Lake	P2-4	-	9-Sep-16	Fall	GN	1	NRPK	605	1106	0.50	M	F	Y
460	Torch Lake	P2-4	-	9-Sep-16	Fall	GN	2	NRPK	610	1646	0.73	M	M	Y
461	Torch Lake	P2-4	-	9-Sep-16	Fall	GN	3	NRPK	606	1302	0.59	M	F	Y
462	Torch Lake	P2-4	-	9-Sep-16	Fall	GN	4	NRPK	570	1262	0.68	M	M	Y
463	Torch Lake	P2-4	-	10-Sep-16	Fall	GN	5	NRPK	585	1194	0.60	M	M	Y
464	Torch Lake	P2-4	-	10-Sep-16	Fall	GN	6	NRPK	545	-	-	-	U	N
465	Unnamed Tributary	P2-5	1	18-Aug-12	Summer	BPEF	1	PRDC	72	3.6	0.96	U	U	N
466	Unnamed Tributary	P2-5	1	18-Aug-12	Summer	BPEF	2	PRDC	64	2.7	1.03	U	U	N
467	Unnamed Tributary	P2-5	1	18-Aug-12	Summer	BPEF	3	BRST	42	0.6	0.81	U	U	N
468	Unnamed Tributary	P2-5	1	18-Aug-12	Summer	BPEF	4	BRST	57	1.6	0.86	U	U	N
469	Unnamed Tributary	P2-5	1	18-Aug-12	Summer	BPEF	5	PRDC	69	3.3	1.00	U	U	N
470	Unnamed Tributary	P2-5	1	18-Aug-12	Summer	BPEF	6	PRDC	82	5.9	1.07	U	U	N
471	Unnamed Tributary	P2-5	1	18-Aug-12	Summer	BPEF	7	PRDC	52	1.1	0.78	U	U	N
472	Unnamed Tributary	P2-5	1	18-Aug-12	Summer	BPEF	8	PRDC	81	4.1	0.77	U	U	N
473	Unnamed Tributary	P2-5	1	18-Aug-12	Summer	BPEF	9	PRDC	66	3.4	1.18	U	U	N
474	Unnamed Tributary	P2-5	1	18-Aug-12	Summer	BPEF	10	BRST	45	1.1	1.21	U	U	N
475	Unnamed Tributary	P2-5	1	18-Aug-12	Summer	BPEF	11	BRST	50	1.2	0.96	U	U	N
476	Unnamed Tributary	P2-5	1	18-Aug-12	Summer	BPEF	12	BRST	41	0.5	0.73	U	U	N
477	Unnamed Tributary	P2-5	1	18-Aug-12	Summer	BPEF	13	PRDC	45	0.5	0.55	U	U	N
478	Unnamed Tributary	P2-5	1	18-Aug-12	Summer	BPEF	14	PRDC	84	5.8	0.98	U	U	N
479	Unnamed Tributary	P2-5	1	18-Aug-12	Summer	BPEF	15	PRDC	44	0.7	0.82	U	U	N

Fish #	Stream/River or Waterbody Name	Site	Stream Order	Date	Season	Method[1]	Fish ID	Fish Species[2]	Length (mm)[3]	Weight (g)	Condition[4]	Maturity[5]	Sex[6]	Fish Toxicology (Y/N)[7]
480	Unnamed Tributary	P2-5	1	18-Aug-12	Summer	BPEF	16	PRDC	63	2.3	0.92	U	U	N
481	Unnamed Tributary	P2-5	1	18-Aug-12	Summer	BPEF	17	PRDC	71	3.4	0.95	U	U	N
482	Unnamed Tributary	P2-5	1	18-Aug-12	Summer	BPEF	18	PRDC	61	2.2	0.97	U	U	N
483	Unnamed Tributary	P2-5	1	18-Aug-12	Summer	BPEF	19	PRDC	49	1.2	1.02	U	U	N
484	Unnamed Tributary	P2-5	1	18-Aug-12	Summer	BPEF	20	FNDC	42	1	1.35	U	U	N
485	Unnamed Tributary	P2-5	1	18-Aug-12	Summer	BPEF	21	PRDC	81	5.6	1.05	U	U	N
486	Unnamed Tributary	P2-5	1	18-Aug-12	Summer	BPEF	22	FNDC	65	3.1	1.13	U	U	Y
487	Unnamed Tributary	P2-5	1	18-Aug-12	Summer	BPEF	23	FNDC	65	2.9	1.06	U	U	Y
488	Unnamed Tributary	P2-5	1	18-Aug-12	Summer	BPEF	24	FNDC	59	2.1	1.02	U	U	Y
489	Unnamed Tributary	P2-5	1	18-Aug-12	Summer	BPEF	25	FNDC	65	2.7	0.98	U	U	Y
490	Unnamed Tributary	P2-5	1	18-Aug-12	Summer	BPEF	26	FNDC	77	4.1	0.90	U	U	Y
491	Unnamed Tributary	P2-5	1	18-Aug-12	Summer	BPEF	27	FNDC	64	2.6	0.99	U	U	Y
492	Unnamed Tributary	P2-5	1	18-Aug-12	Summer	BPEF	28	FNDC	56	1.9	1.08	U	U	Y
493	Unnamed Tributary	P2-5	1	18-Aug-12	Summer	BPEF	29	FNDC	65	2.8	1.02	U	U	Y
494	Unnamed Tributary	P2-5	1	18-Aug-12	Summer	BPEF	30	FNDC	65	2.8	1.02	U	U	Y
495	Unnamed Tributary	P2-5	1	18-Aug-12	Summer	BPEF	31	FNDC	65	3.1	1.13	U	U	Y
496	Unnamed Tributary	P2-5	1	18-Aug-12	Summer	BPEF	32	FNDC	67	3.2	1.06	U	U	Y
497	Unnamed Tributary	P2-5	1	18-Aug-12	Summer	BPEF	33	FNDC	65	3.3	1.20	U	U	Y
498	Unnamed Tributary	P2-5	1	18-Aug-12	Summer	BPEF	34	FNDC	71	3.9	1.09	U	U	Y
499	Unnamed Tributary	P2-5	1	18-Aug-12	Summer	MT	35	FNDC	60	2	0.93	U	U	N
500	Unnamed Tributary	P2-5	1	18-Aug-12	Summer	MT	36	FNDC	65	3	1.09	U	U	N
501	Unnamed Tributary	P2-5	1	18-Aug-12	Summer	MT	37	FNDC	90	6.9	0.95	U	U	N
502	Unnamed Tributary	P2-5	1	18-Aug-12	Summer	MT	38	FNDC	62	2.6	1.09	U	U	N
503	Unnamed Tributary	P2-5	1	18-Aug-12	Summer	MT	39	FNDC	70	3.5	1.02	U	U	N
504	Unnamed Tributary	P2-5	1	18-Aug-12	Summer	MT	40	FNDC	79	5.5	1.12	U	U	N
505	Unnamed Tributary	P2-5	1	18-Aug-12	Summer	MT	41	FNDC	69	3.6	1.10	U	U	N
506	Unnamed Tributary	P2-5	1	18-Aug-12	Summer	MT	42	FNDC	63	2.4	0.96	U	U	N
507	Unnamed Tributary	P2-5	1	18-Aug-12	Summer	MT	43	FNDC	70	3.7	1.08	U	U	N
508	Unnamed Tributary	P2-5	1	18-Aug-12	Summer	MT	44	FNDC	70	3.7	1.08	U	U	N
509	Unnamed Tributary	P2-5	1	18-Aug-12	Summer	MT	45	FNDC	57	2.4	1.30	U	U	N

Fish #	Stream/River or Waterbody Name	Site	Stream Order	Date	Season	Method[1]	Fish ID	Fish Species[2]	Length (mm)[3]	Weight (g)	Condition[4]	Maturity[5]	Sex[6]	Fish Toxicology (Y/N)[7]
510	Unnamed Tributary	P2-5	1	18-Aug-12	Summer	MT	46	FNDC	59	2.4	1.17	U	U	N
511	Unnamed Tributary	P2-5	1	18-Aug-12	Summer	MT	47	FNDC	86	6.5	1.02	U	U	N
512	Unnamed Tributary	P2-5	1	18-Aug-12	Summer	MT	48	FNDC	63	2.6	1.04	U	U	N
513	Unnamed Tributary	P2-5	1	18-Aug-12	Summer	MT	49	FNDC	79	4.4	0.89	U	U	N
514	Unnamed Tributary	P2-5	1	18-Aug-12	Summer	MT	50	FNDC	53	1.2	0.81	U	U	N
515	Unnamed Tributary	P2-5	1	18-Aug-12	Summer	MT	51	FNDC	61	2.6	1.15	U	U	N
516	Unnamed Tributary	P2-5	1	18-Aug-12	Summer	MT	52	FNDC	64	2.8	1.07	U	U	N
517	Unnamed Tributary	P2-5	1	18-Aug-12	Summer	MT	53	FNDC	65	3	1.09	U	U	N
518	Unnamed Tributary	P2-5	1	18-Aug-12	Summer	MT	54	FNDC	75	4.1	0.97	U	U	N
519	Unnamed Tributary	P2-5	1	18-Aug-12	Summer	MT	55	PRDC	100	12.4	1.24	U	U	N
520	Unnamed Tributary	P2-5	1	18-Aug-12	Summer	MT	56	PRDC	67	1.7	0.57	U	U	N
521	Unnamed Tributary	P2-5	1	18-Aug-12	Summer	MT	57	PRDC	61	3	1.32	U	U	N
522	Unnamed Tributary	P2-5	1	18-Aug-12	Summer	MT	58	PRDC	71	3.5	0.98	U	U	N
523	Unnamed Tributary	P2-5	1	18-Aug-12	Summer	MT	59	PRDC	96	8.2	0.93	U	U	N
524	Unnamed Tributary	P2-5	1	18-Aug-12	Summer	MT	60	PRDC	67	3.4	1.13	U	U	N
525	Unnamed Tributary	P2-5	1	18-Aug-12	Summer	MT	61	PRDC	91	7.8	1.04	U	U	N
526	Unnamed Tributary	P2-5	1	18-Aug-12	Summer	MT	62	PRDC	80	5.2	1.02	U	U	N
527	Unnamed Tributary	P2-5	1	18-Aug-12	Summer	MT	63	PRDC	71	3.8	1.06	U	U	N
528	Unnamed Tributary	P2-5	1	18-Aug-12	Summer	MT	64	PRDC	80	5.4	1.05	U	U	N
529	Unnamed Tributary	P2-5	1	18-Aug-12	Summer	MT	65	FTMN	59	2.5	1.22	U	U	N
530	Unnamed Tributary	P2-5	1	18-Aug-12	Summer	MT	66	BRST	60	1.9	0.88	U	U	N
531	Unnamed Tributary	P2-5	1	18-Aug-12	Summer	MT	67	BRST	46	1.1	1.13	U	U	N
532	Unnamed Tributary	P2-5	1	18-Aug-12	Summer	MT	68	FTMN	69	4.4	1.34	U	U	N
533	Unnamed Tributary	P2-5	1	18-Aug-12	Summer	MT	69	BRST	48	1.1	0.99	U	U	N
534	Unnamed Tributary	P2-5	1	18-Aug-12	Summer	MT	70	BRST	56	0.5	0.28	U	U	N
535	Unnamed Tributary	P2-5	1	18-Aug-12	Summer	MT	71	BRST	53	1.5	1.01	U	U	N
536	Unnamed Tributary	P2-5	1	18-Aug-12	Summer	MT	72	BRST	54	1.3	0.83	U	U	N
537	Unnamed Tributary	P2-5	1	18-Aug-12	Summer	MT	73	FTMN	60	2.2	1.02	U	U	N
538	Unnamed Tributary	P2-5	1	18-Aug-12	Summer	MT	74	BRST	44	0.9	1.06	U	U	N
539	Unnamed Tributary	P2-5	1	18-Aug-12	Summer	MT	75	BRST	50	1.1	0.88	U	U	N

Fish #	Stream/River or Waterbody Name	Site	Stream Order	Date	Season	Method[1]	Fish ID	Fish Species[2]	Length (mm)[3]	Weight (g)	Condition[4]	Maturity[5]	Sex[6]	Fish Toxicology (Y/N)[7]
540	Unnamed Tributary	P2-5	1	18-Aug-12	Summer	MT	76	BRST	47	1.2	1.16	U	U	N
541	Unnamed Tributary	P2-5	1	18-Aug-12	Summer	MT	77	FTMN	60	2.6	1.20	U	U	N
542	Unnamed Tributary	P2-5	1	18-Aug-12	Summer	MT	78	FTMN	60	3	1.39	U	U	N
543	Unnamed Tributary	P2-5	1	18-Aug-12	Summer	MT	79	BRST	55	1.1	0.66	U	U	N
544	Unnamed Tributary	P2-5	1	18-Aug-12	Summer	MT	80	BRST	45	1.1	1.21	U	U	N
545	Unnamed Tributary	P2-5	1	18-Aug-12	Summer	MT	81	BRST	50	1	0.80	U	U	N
546	Unnamed Tributary	P2-5	1	18-Aug-12	Summer	MT	82	BRST	49	1.1	0.93	U	U	N
547	Unnamed Tributary	P2-5	1	18-Aug-12	Summer	MT	83	FTMN	52	1.3	0.92	U	U	N
548	Unnamed Tributary	P2-5	1	18-Aug-12	Summer	MT	84	FTMN	60	2.7	1.25	U	U	N
549	Unnamed Tributary	P2-5	1	18-Aug-12	Summer	MT	-	PRDC	-	-	-	U	U	N
550	Unnamed Tributary	P2-5	1	18-Aug-12	Summer	MT	-	PRDC	-	-	-	U	U	N
551	Unnamed Tributary	P2-5	1	18-Aug-12	Summer	MT	-	PRDC	-	-	-	U	U	N
552	Unnamed Tributary	P2-5	1	18-Aug-12	Summer	MT	-	PRDC	-	-	-	U	U	N
553	Unnamed Tributary	P2-5	1	18-Aug-12	Summer	MT	-	PRDC	-	-	-	U	U	N
554	Unnamed Tributary	P2-5	1	18-Aug-12	Summer	MT	-	PRDC	-	-	-	U	U	N
555	Unnamed Tributary	P2-5	1	18-Aug-12	Summer	MT	-	PRDC	-	-	-	U	U	N
556	Unnamed Tributary	P2-5	1	18-Aug-12	Summer	MT	-	PRDC	-	-	-	U	U	N
557	Unnamed Tributary	P2-5	1	18-Aug-12	Summer	MT	-	PRDC	-	-	-	U	U	N
558	Unnamed Tributary	P2-5	1	18-Aug-12	Summer	MT	-	PRDC	-	-	-	U	U	N
559	Unnamed Tributary	P2-5	1	18-Aug-12	Summer	MT	-	PRDC	-	-	-	U	U	N
560	Unnamed Tributary	P2-5	1	18-Aug-12	Summer	MT	-	PRDC	-	-	-	U	U	N
561	Unnamed Tributary	P2-5	1	18-Aug-12	Summer	MT	-	PRDC	-	-	-	U	U	N
562	Unnamed Tributary	P2-5	1	18-Aug-12	Summer	MT	-	PRDC	-	-	-	U	U	N
563	Unnamed Tributary	P2-5	1	18-Aug-12	Summer	MT	-	PRDC	-	-	-	U	U	N
564	Unnamed Tributary	P2-5	1	18-Aug-12	Summer	MT	-	PRDC	-	-	-	U	U	N
565	Unnamed Tributary	P2-5	1	18-Aug-12	Summer	MT	-	PRDC	-	-	-	U	U	N
566	Unnamed Tributary	P2-5	1	18-Aug-12	Summer	MT	-	PRDC	-	-	-	U	U	N
567	Unnamed Tributary	P2-5	1	18-Aug-12	Summer	MT	-	PRDC	-	-	-	U	U	N
568	Unnamed Tributary	P2-5	1	18-Aug-12	Summer	MT	-	PRDC	-	-	-	U	U	N
569	Unnamed Tributary	P2-5	1	18-Aug-12	Summer	MT	-	PRDC	-	-	-	U	U	N

Fish #	Stream/River or Waterbody Name	Site	Stream Order	Date	Season	Method[1]	Fish ID	Fish Species[2]	Length (mm)[3]	Weight (g)	Condition[4]	Maturity[5]	Sex[6]	Fish Toxicology (Y/N)[7]
570	Unnamed Tributary	P2-5	1	18-Aug-12	Summer	MT	-	PRDC	-	-	-	U	U	N
571	Unnamed Tributary	P2-5	1	18-Aug-12	Summer	MT	-	PRDC	-	-	-	U	U	N
572	Unnamed Tributary	P2-5	1	18-Aug-12	Summer	MT	-	PRDC	-	-	-	U	U	N
573	Unnamed Tributary	P2-5	1	18-Aug-12	Summer	MT	-	PRDC	-	-	-	U	U	N
574	Unnamed Tributary	P2-5	1	18-Aug-12	Summer	MT	-	PRDC	-	-	-	U	U	N
575	Unnamed Tributary	P2-5	1	18-Aug-12	Summer	MT	-	PRDC	-	-	-	U	U	N
576	Unnamed Tributary	P2-5	1	18-Aug-12	Summer	MT	-	PRDC	-	-	-	U	U	N
577	Unnamed Tributary	P2-5	1	18-Aug-12	Summer	MT	-	PRDC	-	-	-	U	U	N
578	Unnamed Tributary	P2-5	1	18-Aug-12	Summer	MT	-	PRDC	-	-	-	U	U	N
579	Unnamed Tributary	P2-5	1	18-Aug-12	Summer	MT	-	PRDC	-	-	-	U	U	N
580	Unnamed Tributary	P2-5	1	18-Aug-12	Summer	MT	-	PRDC	-	-	-	U	U	N
581	Unnamed Tributary	P2-5	1	18-Aug-12	Summer	MT	-	PRDC	-	-	-	U	U	N
582	Unnamed Tributary	P2-5	1	18-Aug-12	Summer	MT	-	PRDC	-	-	-	U	U	N
583	Unnamed Tributary	P2-5	1	18-Aug-12	Summer	MT	-	PRDC	-	-	-	U	U	N
584	Unnamed Tributary	P2-5	1	18-Aug-12	Summer	MT	-	PRDC	-	-	-	U	U	N
585	Unnamed Tributary	P2-5	1	18-Aug-12	Summer	MT	-	PRDC	-	-	-	U	U	N
586	Unnamed Tributary	P2-5	1	18-Aug-12	Summer	MT	-	PRDC	-	-	-	U	U	N
587	Unnamed Tributary	P2-5	1	18-Aug-12	Summer	MT	-	PRDC	-	-	-	U	U	N
588	Unnamed Tributary	P2-5	1	18-Aug-12	Summer	MT	-	PRDC	-	-	-	U	U	N
589	Unnamed Tributary	P2-5	1	18-Aug-12	Summer	MT	-	PRDC	-	-	-	U	U	N
590	Unnamed Tributary	P2-5	1	18-Aug-12	Summer	MT	-	PRDC	-	-	-	U	U	N
591	Unnamed Tributary	P2-5	1	18-Aug-12	Summer	MT	-	PRDC	-	-	-	U	U	N
592	Unnamed Tributary	P2-5	1	18-Aug-12	Summer	MT	-	PRDC	-	-	-	U	U	N
593	Unnamed Tributary	P2-5	1	18-Aug-12	Summer	MT	-	PRDC	-	-	-	U	U	N
594	Unnamed Tributary	P2-5	1	18-Aug-12	Summer	MT	-	PRDC	-	-	-	U	U	N
595	Unnamed Tributary	P2-5	1	18-Aug-12	Summer	MT	-	PRDC	-	-	-	U	U	N
596	Unnamed Tributary	P2-5	1	18-Aug-12	Summer	MT	-	PRDC	-	-	-	U	U	N
597	Unnamed Tributary	P2-5	1	18-Aug-12	Summer	MT	-	PRDC	-	-	-	U	U	N
598	Unnamed Tributary	P2-5	1	18-Aug-12	Summer	MT	-	PRDC	-	-	-	U	U	N
599	Unnamed Tributary	P2-5	1	18-Aug-12	Summer	MT	-	PRDC	-	-	-	U	U	N

Fish #	Stream/River or Waterbody Name	Site	Stream Order	Date	Season	Method[1]	Fish ID	Fish Species[2]	Length (mm)[3]	Weight (g)	Condition[4]	Maturity[5]	Sex[6]	Fish Toxicology (Y/N)[7]
600	Unnamed Tributary	P2-5	1	18-Aug-12	Summer	MT	-	PRDC	-	-	-	U	U	N
601	Unnamed Tributary	P2-5	1	18-Aug-12	Summer	MT	-	PRDC	-	-	-	U	U	N
602	Unnamed Tributary	P2-5	1	18-Aug-12	Summer	MT	-	PRDC	-	-	-	U	U	N
603	Unnamed Tributary	P2-5	1	18-Aug-12	Summer	MT	-	PRDC	-	-	-	U	U	N
604	Unnamed Tributary	P2-5	1	18-Aug-12	Summer	MT	-	PRDC	-	-	-	U	U	N
605	Unnamed Tributary	P2-5	1	18-Aug-12	Summer	MT	-	PRDC	-	-	-	U	U	N
606	Unnamed Tributary	P2-5	1	18-Aug-12	Summer	MT	-	PRDC	-	-	-	U	U	N
607	Unnamed Tributary	P2-5	1	18-Aug-12	Summer	MT	-	PRDC	-	-	-	U	U	N
608	Unnamed Tributary	P2-5	1	18-Aug-12	Summer	MT	-	PRDC	-	-	-	U	U	N
609	Unnamed Tributary	P2-5	1	18-Aug-12	Summer	MT	-	PRDC	-	-	-	U	U	N
610	Unnamed Tributary	P2-5	1	18-Aug-12	Summer	MT	-	PRDC	-	-	-	U	U	N
611	Unnamed Tributary	P2-5	1	18-Aug-12	Summer	MT	-	PRDC	-	-	-	U	U	N
612	Unnamed Tributary	P2-5	1	18-Aug-12	Summer	MT	-	PRDC	-	-	-	U	U	N
613	Unnamed Tributary	P2-5	1	18-Aug-12	Summer	MT	-	PRDC	-	-	-	U	U	N
614	Unnamed Tributary	P2-5	1	18-Aug-12	Summer	MT	-	PRDC	-	-	-	U	U	N
615	Unnamed Tributary	P2-5	1	18-Aug-12	Summer	MT	-	PRDC	-	-	-	U	U	N
616	Unnamed Tributary	P2-5	1	18-Aug-12	Summer	MT	-	PRDC	-	-	-	U	U	N
617	Unnamed Tributary	P2-5	1	18-Aug-12	Summer	MT	-	PRDC	-	-	-	U	U	N
618	Unnamed Tributary	P2-5	1	18-Aug-12	Summer	MT	-	PRDC	-	-	-	U	U	N
619	Unnamed Tributary	P2-5	1	18-Aug-12	Summer	MT	-	PRDC	-	-	-	U	U	N
620	Unnamed Tributary	P2-5	1	18-Aug-12	Summer	MT	-	PRDC	-	-	-	U	U	N
621	Unnamed Tributary	P2-5	1	18-Aug-12	Summer	MT	-	PRDC	-	-	-	U	U	N
622	Unnamed Tributary	P2-5	1	18-Aug-12	Summer	MT	-	FNDC	-	-	-	U	U	N
623	Unnamed Tributary	P2-5	1	18-Aug-12	Summer	MT	-	FNDC	-	-	-	U	U	N
624	Unnamed Tributary	P2-5	1	18-Aug-12	Summer	MT	-	FNDC	-	-	-	U	U	N
625	Unnamed Tributary	P2-5	1	18-Aug-12	Summer	MT	-	FNDC	-	-	-	U	U	N
626	Unnamed Tributary	P2-5	1	18-Aug-12	Summer	MT	-	FNDC	-	-	-	U	U	N
627	Unnamed Tributary	P2-5	1	18-Aug-12	Summer	MT	-	FNDC	-	-	-	U	U	N
628	Unnamed Tributary	P2-5	1	18-Aug-12	Summer	MT	-	FNDC	-	-	-	U	U	N
629	Unnamed Tributary	P2-5	1	18-Aug-12	Summer	MT	-	FNDC	-	-	-	U	U	N

Fish #	Stream/River or Waterbody Name	Site	Stream Order	Date	Season	Method[1]	Fish ID	Fish Species[2]	Length (mm)[3]	Weight (g)	Condition[4]	Maturity[5]	Sex[6]	Fish Toxicology (Y/N)[7]
630	Unnamed Tributary	P2-5	1	18-Aug-12	Summer	MT	-	FNDC	-	-	-	U	U	N
631	Unnamed Tributary	P2-5	1	18-Aug-12	Summer	MT	-	FNDC	-	-	-	U	U	N
632	Unnamed Tributary	P2-5	1	18-Aug-12	Summer	MT	-	FNDC	-	-	-	U	U	N
633	Unnamed Tributary	P2-5	1	18-Aug-12	Summer	MT	-	FNDC	-	-	-	U	U	N
634	Unnamed Tributary	P2-5	1	18-Aug-12	Summer	MT	-	FNDC	-	-	-	U	U	N
635	Unnamed Tributary	P2-5	1	18-Aug-12	Summer	MT	-	FNDC	-	-	-	U	U	N
636	Unnamed Tributary	P2-5	1	18-Aug-12	Summer	MT	-	FNDC	-	-	-	U	U	N
637	Unnamed Tributary	P2-5	1	18-Aug-12	Summer	MT	-	FNDC	-	-	-	U	U	N
638	Unnamed Tributary	P2-5	1	18-Aug-12	Summer	MT	-	FNDC	-	-	-	U	U	N
639	Unnamed Tributary	P2-5	1	18-Aug-12	Summer	MT	-	FNDC	-	-	-	U	U	N
640	Unnamed Tributary	P2-5	1	18-Aug-12	Summer	MT	-	FNDC	-	-	-	U	U	N
641	Unnamed Tributary	P2-5	1	18-Aug-12	Summer	MT	-	FNDC	-	-	-	U	U	N
642	Unnamed Tributary	P2-5	1	18-Aug-12	Summer	MT	-	FNDC	-	-	-	U	U	N
643	Unnamed Tributary	P2-5	1	18-Aug-12	Summer	MT	-	FNDC	-	-	-	U	U	N
644	Unnamed Tributary	P2-5	1	18-Aug-12	Summer	MT	-	FNDC	-	-	-	U	U	N
645	Unnamed Tributary	P2-5	1	18-Aug-12	Summer	MT	-	FNDC	-	-	-	U	U	N
646	Unnamed Tributary	P2-5	1	18-Aug-12	Summer	MT	-	FNDC	-	-	-	U	U	N
647	Unnamed Tributary	P2-5	1	18-Aug-12	Summer	MT	-	FNDC	-	-	-	U	U	N
648	Unnamed Tributary	P2-5	1	18-Aug-12	Summer	MT	-	FNDC	-	-	-	U	U	N
649	Unnamed Tributary	P2-5	1	18-Aug-12	Summer	MT	-	FNDC	-	-	-	U	U	N
650	Unnamed Tributary	P2-5	1	18-Aug-12	Summer	MT	-	FNDC	-	-	-	U	U	N
651	Unnamed Tributary	P2-5	1	18-Aug-12	Summer	MT	-	FNDC	-	-	-	U	U	N
652	Unnamed Tributary	P2-5	1	18-Aug-12	Summer	MT	-	FNDC	-	-	-	U	U	N
653	Unnamed Tributary	P2-5	1	18-Aug-12	Summer	MT	-	FNDC	-	-	-	U	U	N
654	Unnamed Tributary	P2-5	1	18-Aug-12	Summer	MT	-	FNDC	-	-	-	U	U	N
655	Unnamed Tributary	P2-5	1	18-Aug-12	Summer	MT	-	FNDC	-	-	-	U	U	N
656	Unnamed Tributary	P2-5	1	18-Aug-12	Summer	MT	-	FNDC	-	-	-	U	U	N
657	Unnamed Tributary	P2-5	1	18-Aug-12	Summer	MT	-	FNDC	-	-	-	U	U	N
658	Unnamed Tributary	P2-5	1	18-Aug-12	Summer	MT	-	FNDC	-	-	-	U	U	N
659	Unnamed Tributary	P2-5	1	18-Aug-12	Summer	MT	-	FNDC	-	-	-	U	U	N

Fish #	Stream/River or Waterbody Name	Site	Stream Order	Date	Season	Method[1]	Fish ID	Fish Species[2]	Length (mm)[3]	Weight (g)	Condition[4]	Maturity[5]	Sex[6]	Fish Toxicology (Y/N)[7]
660	Unnamed Tributary	P2-5	1	18-Aug-12	Summer	MT	-	FNDC	-	-	-	U	U	N
661	Unnamed Tributary	P2-5	1	18-Aug-12	Summer	MT	-	FNDC	-	-	-	U	U	N
662	Unnamed Tributary	P2-5	1	18-Aug-12	Summer	MT	-	FNDC	-	-	-	U	U	N
663	Unnamed Tributary	P2-5	1	18-Aug-12	Summer	MT	-	FNDC	-	-	-	U	U	N
664	Unnamed Tributary	P2-5	1	18-Aug-12	Summer	MT	-	FNDC	-	-	-	U	U	N
665	Unnamed Tributary	P2-5	1	18-Aug-12	Summer	MT	-	FNDC	-	-	-	U	U	N
666	Unnamed Tributary	P2-5	1	18-Aug-12	Summer	MT	-	FNDC	-	-	-	U	U	N
667	Unnamed Tributary	P2-5	1	18-Aug-12	Summer	MT	-	FNDC	-	-	-	U	U	N
668	Unnamed Tributary	P2-5	1	18-Aug-12	Summer	MT	-	FNDC	-	-	-	U	U	N
669	Unnamed Tributary	P2-5	1	18-Aug-12	Summer	MT	-	FNDC	-	-	-	U	U	N
670	Unnamed Tributary	P2-5	1	18-Aug-12	Summer	MT	-	FNDC	-	-	-	U	U	N
671	Unnamed Tributary	P2-5	1	18-Aug-12	Summer	MT	-	FNDC	-	-	-	U	U	N
672	Unnamed Tributary	P2-5	1	18-Aug-12	Summer	MT	-	FNDC	-	-	-	U	U	N
673	Unnamed Tributary	P2-5	1	18-Aug-12	Summer	MT	-	FNDC	-	-	-	U	U	N
674	Unnamed Tributary	P2-5	1	18-Aug-12	Summer	MT	-	FNDC	-	-	-	U	U	N
675	Unnamed Tributary	P2-5	1	18-Aug-12	Summer	MT	-	FNDC	-	-	-	U	U	N
676	Unnamed Tributary	P2-5	1	18-Aug-12	Summer	MT	-	FNDC	-	-	-	U	U	N
677	Unnamed Tributary	P2-5	1	18-Aug-12	Summer	MT	-	FNDC	-	-	-	U	U	N
678	Unnamed Tributary	P2-5	1	18-Aug-12	Summer	MT	-	FNDC	-	-	-	U	U	N
679	Unnamed Tributary	P2-5	1	18-Aug-12	Summer	MT	-	FNDC	-	-	-	U	U	N
680	Unnamed Tributary	P2-5	1	18-Aug-12	Summer	MT	-	FNDC	-	-	-	U	U	N
681	Unnamed Tributary	P2-5	1	18-Aug-12	Summer	MT	-	FNDC	-	-	-	U	U	N
682	Unnamed Tributary	P2-5	1	18-Aug-12	Summer	MT	-	FNDC	-	-	-	U	U	N
683	Unnamed Tributary	P2-5	1	18-Aug-12	Summer	MT	-	FNDC	-	-	-	U	U	N
684	Unnamed Tributary	P2-5	1	18-Aug-12	Summer	MT	-	FNDC	-	-	-	U	U	N
685	Unnamed Tributary	P2-5	1	18-Aug-12	Summer	MT	-	FNDC	-	-	-	U	U	N
686	Unnamed Tributary	P2-5	1	18-Aug-12	Summer	MT	-	FNDC	-	-	-	U	U	N
687	Unnamed Tributary	P2-5	1	18-Aug-12	Summer	MT	-	FNDC	-	-	-	U	U	N
688	Unnamed Tributary	P2-5	1	18-Aug-12	Summer	MT	-	FNDC	-	-	-	U	U	N
689	Unnamed Tributary	P2-5	1	18-Aug-12	Summer	MT	-	FNDC	-	-	-	U	U	N

Fish #	Stream/River or Waterbody Name	Site	Stream Order	Date	Season	Method[1]	Fish ID	Fish Species[2]	Length (mm)[3]	Weight (g)	Condition[4]	Maturity[5]	Sex[6]	Fish Toxicology (Y/N)[7]
690	Unnamed Tributary	P2-5	1	18-Aug-12	Summer	MT	-	FNDC	-	-	-	U	U	N
691	Unnamed Tributary	P2-5	1	18-Aug-12	Summer	MT	-	FNDC	-	-	-	U	U	N
692	Unnamed Tributary	P2-5	1	18-Aug-12	Summer	MT	-	FNDC	-	-	-	U	U	N
693	Unnamed Tributary	P2-5	1	18-Aug-12	Summer	MT	-	FNDC	-	-	-	U	U	N
694	Unnamed Tributary	P2-5	1	18-Aug-12	Summer	MT	-	FNDC	-	-	-	U	U	N
695	Unnamed Tributary	P2-5	1	18-Aug-12	Summer	MT	-	FNDC	-	-	-	U	U	N
696	Unnamed Tributary	P2-5	1	18-Aug-12	Summer	MT	-	FNDC	-	-	-	U	U	N
697	Unnamed Tributary	P2-5	1	18-Aug-12	Summer	MT	-	FNDC	-	-	-	U	U	N
698	Unnamed Tributary	P2-5	1	18-Aug-12	Summer	MT	-	FNDC	-	-	-	U	U	N
699	Unnamed Tributary	P2-5	1	18-Aug-12	Summer	MT	-	FNDC	-	-	-	U	U	N
700	Unnamed Tributary	P2-5	1	18-Aug-12	Summer	MT	-	FNDC	-	-	-	U	U	N
701	Unnamed Tributary	P2-5	1	18-Aug-12	Summer	MT	-	FNDC	-	-	-	U	U	N
702	Unnamed Tributary	P2-5	1	18-Aug-12	Summer	MT	-	FNDC	-	-	-	U	U	N
703	Unnamed Tributary	P2-5	1	18-Aug-12	Summer	MT	-	FNDC	-	-	-	U	U	N
704	Unnamed Tributary	P2-5	1	18-Aug-12	Summer	MT	-	FNDC	-	-	-	U	U	N
705	Unnamed Tributary	P2-5	1	18-Aug-12	Summer	MT	-	FNDC	-	-	-	U	U	N
706	Unnamed Tributary	P2-5	1	18-Aug-12	Summer	MT	-	FNDC	-	-	-	U	U	N
707	Unnamed Tributary	P2-5	1	18-Aug-12	Summer	MT	-	FNDC	-	-	-	U	U	N
708	Unnamed Tributary	P2-5	1	18-Aug-12	Summer	MT	-	FNDC	-	-	-	U	U	N
709	Unnamed Tributary	P2-5	1	18-Aug-12	Summer	MT	-	FNDC	-	-	-	U	U	N
710	Unnamed Tributary	P2-5	1	18-Aug-12	Summer	MT	-	FNDC	-	-	-	U	U	N
711	Unnamed Tributary	P2-5	1	18-Aug-12	Summer	MT	-	FNDC	-	-	-	U	U	N
712	Unnamed Tributary	P2-5	1	18-Aug-12	Summer	MT	-	FNDC	-	-	-	U	U	N
713	Unnamed Tributary	P2-5	1	18-Aug-12	Summer	MT	-	FNDC	-	-	-	U	U	N
714	Unnamed Tributary	P2-5	1	18-Aug-12	Summer	MT	-	FNDC	-	-	-	U	U	N
715	Unnamed Tributary	P2-5	1	18-Aug-12	Summer	MT	-	FNDC	-	-	-	U	U	N
716	Unnamed Tributary	P2-5	1	18-Aug-12	Summer	MT	-	FNDC	-	-	-	U	U	N
717	Unnamed Tributary	P2-5	1	18-Aug-12	Summer	MT	-	FNDC	-	-	-	U	U	N
718	Unnamed Tributary	P2-5	1	18-Aug-12	Summer	MT	-	FNDC	-	-	-	U	U	N
719	Unnamed Tributary	P2-5	1	18-Aug-12	Summer	MT	-	FNDC	-	-	-	U	U	N

Fish #	Stream/River or Waterbody Name	Site	Stream Order	Date	Season	Method[1]	Fish ID	Fish Species[2]	Length (mm)[3]	Weight (g)	Condition[4]	Maturity[5]	Sex[6]	Fish Toxicology (Y/N)[7]
720	Unnamed Tributary	P2-5	1	18-Aug-12	Summer	MT	-	FNDC	-	-	-	U	U	N
721	Unnamed Tributary	P2-5	1	18-Aug-12	Summer	MT	-	FNDC	-	-	-	U	U	N
722	Unnamed Tributary	P2-5	1	18-Aug-12	Summer	MT	-	FNDC	-	-	-	U	U	N
723	Unnamed Tributary	P2-5	1	18-Aug-12	Summer	MT	-	FNDC	-	-	-	U	U	N
724	Unnamed Tributary	P2-5	1	18-Aug-12	Summer	MT	-	FNDC	-	-	-	U	U	N
725	Unnamed Tributary	P2-5	1	18-Aug-12	Summer	MT	-	FNDC	-	-	-	U	U	N
726	Unnamed Tributary	P2-5	1	18-Aug-12	Summer	MT	-	FNDC	-	-	-	U	U	N
727	Unnamed Tributary	P2-5	1	18-Aug-12	Summer	MT	-	FNDC	-	-	-	U	U	N
728	Unnamed Tributary	P2-5	1	18-Aug-12	Summer	MT	-	FNDC	-	-	-	U	U	N
729	Unnamed Tributary	P2-5	1	18-Aug-12	Summer	MT	-	FNDC	-	-	-	U	U	N
730	Unnamed Tributary	P2-5	1	18-Aug-12	Summer	MT	-	FNDC	-	-	-	U	U	N
731	Unnamed Tributary	P2-5	1	18-Aug-12	Summer	MT	-	FNDC	-	-	-	U	U	N
732	Unnamed Tributary	P2-5	1	18-Aug-12	Summer	MT	-	FNDC	-	-	-	U	U	N
733	Unnamed Tributary	P2-5	1	18-Aug-12	Summer	MT	-	FNDC	-	-	-	U	U	N
734	Unnamed Tributary	P2-5	1	18-Aug-12	Summer	MT	-	FNDC	-	-	-	U	U	N
735	Unnamed Tributary	P2-5	1	18-Aug-12	Summer	MT	-	FNDC	-	-	-	U	U	N
736	Unnamed Tributary	P2-5	1	18-Aug-12	Summer	MT	-	FNDC	-	-	-	U	U	N
737	Unnamed Tributary	P2-5	1	18-Aug-12	Summer	MT	-	FNDC	-	-	-	U	U	N
738	Unnamed Tributary	P2-5	1	18-Aug-12	Summer	MT	-	FNDC	-	-	-	U	U	N
739	Unnamed Tributary	P2-5	1	18-Aug-12	Summer	MT	-	FNDC	-	-	-	U	U	N
740	Unnamed Tributary	P2-5	1	18-Aug-12	Summer	MT	-	FNDC	-	-	-	U	U	N
741	Unnamed Tributary	P2-5	1	18-Aug-12	Summer	MT	-	FNDC	-	-	-	U	U	N
742	Unnamed Tributary	P2-5	1	18-Aug-12	Summer	MT	-	FNDC	-	-	-	U	U	N
743	Unnamed Tributary	P2-5	1	18-Aug-12	Summer	MT	-	FNDC	-	-	-	U	U	N
744	Unnamed Tributary	P2-5	1	18-Aug-12	Summer	MT	-	FNDC	-	-	-	U	U	N
745	Unnamed Tributary	P2-5	1	18-Aug-12	Summer	MT	-	FNDC	-	-	-	U	U	N
746	Unnamed Tributary	P2-5	1	18-Aug-12	Summer	MT	-	FNDC	-	-	-	U	U	N
747	Unnamed Tributary	P2-5	1	18-Aug-12	Summer	MT	-	FNDC	-	-	-	U	U	N
748	Unnamed Tributary	P2-5	1	18-Aug-12	Summer	MT	-	FNDC	-	-	-	U	U	N
749	Unnamed Tributary	P2-5	1	18-Aug-12	Summer	MT	-	FNDC	-	-	-	U	U	N

Fish #	Stream/River or Waterbody Name	Site	Stream Order	Date	Season	Method[1]	Fish ID	Fish Species[2]	Length (mm)[3]	Weight (g)	Condition[4]	Maturity[5]	Sex[6]	Fish Toxicology (Y/N)[7]
750	Unnamed Tributary	P2-5	1	18-Aug-12	Summer	MT	-	FNDC	-	-	-	U	U	N
751	Unnamed Tributary	P2-5	1	18-Aug-12	Summer	MT	-	FNDC	-	-	-	U	U	N
752	Unnamed Tributary	P2-5	1	18-Aug-12	Summer	MT	-	FNDC	-	-	-	U	U	N
753	Unnamed Tributary	P2-5	1	18-Aug-12	Summer	MT	-	FNDC	-	-	-	U	U	N
754	Unnamed Tributary	P2-5	1	18-Aug-12	Summer	MT	-	FNDC	-	-	-	U	U	N
755	Unnamed Tributary	P2-5	1	18-Aug-12	Summer	MT	-	FNDC	-	-	-	U	U	N
756	Unnamed Tributary	P2-5	1	18-Aug-12	Summer	MT	-	FNDC	-	-	-	U	U	N
757	Unnamed Tributary	P2-5	1	18-Aug-12	Summer	MT	-	FNDC	-	-	-	U	U	N
758	Unnamed Tributary	P2-5	1	18-Aug-12	Summer	MT	-	FNDC	-	-	-	U	U	N
759	Unnamed Tributary	P2-5	1	18-Aug-12	Summer	MT	-	FNDC	-	-	-	U	U	N
760	Unnamed Tributary	P2-5	1	18-Aug-12	Summer	MT	-	FNDC	-	-	-	U	U	N
761	Unnamed Tributary	P2-5	1	18-Aug-12	Summer	MT	-	FNDC	-	-	-	U	U	N
762	Unnamed Tributary	P2-5	1	18-Aug-12	Summer	MT	-	FNDC	-	-	-	U	U	N
763	Unnamed Tributary	P2-5	1	18-Aug-12	Summer	MT	-	FNDC	-	-	-	U	U	N
764	Unnamed Tributary	P2-5	1	18-Aug-12	Summer	MT	-	FNDC	-	-	-	U	U	N
765	Unnamed Tributary	P2-5	1	18-Aug-12	Summer	MT	-	FNDC	-	-	-	U	U	N
766	Unnamed Tributary	P2-5	1	18-Aug-12	Summer	MT	-	FNDC	-	-	-	U	U	N
767	Unnamed Tributary	P2-5	1	18-Aug-12	Summer	MT	-	FNDC	-	-	-	U	U	N
768	Unnamed Tributary	P2-5	1	18-Aug-12	Summer	MT	-	FNDC	-	-	-	U	U	N
769	Unnamed Tributary	P2-5	1	18-Aug-12	Summer	MT	-	FNDC	-	-	-	U	U	N
770	Unnamed Tributary	P2-5	1	18-Aug-12	Summer	MT	-	FNDC	-	-	-	U	U	N
771	Unnamed Tributary	P2-5	1	18-Aug-12	Summer	MT	-	FNDC	-	-	-	U	U	N
772	Unnamed Tributary	P2-5	1	18-Aug-12	Summer	MT	-	FNDC	-	-	-	U	U	N
773	Unnamed Tributary	P2-5	1	18-Aug-12	Summer	MT	-	FNDC	-	-	-	U	U	N
774	Unnamed Tributary	P2-5	1	18-Aug-12	Summer	MT	-	FNDC	-	-	-	U	U	N
775	Unnamed Tributary	P2-5	1	18-Aug-12	Summer	MT	-	FNDC	-	-	-	U	U	N
776	Unnamed Tributary	P2-5	1	18-Aug-12	Summer	MT	-	FNDC	-	-	-	U	U	N
777	Unnamed Tributary	P2-5	1	18-Aug-12	Summer	MT	-	FNDC	-	-	-	U	U	N
778	Unnamed Tributary	P2-5	1	18-Aug-12	Summer	MT	-	FNDC	-	-	-	U	U	N
779	Unnamed Tributary	P2-5	1	18-Aug-12	Summer	MT	-	FNDC	-	-	-	U	U	N

Fish #	Stream/River or Waterbody Name	Site	Stream Order	Date	Season	Method[1]	Fish ID	Fish Species[2]	Length (mm)[3]	Weight (g)	Condition[4]	Maturity[5]	Sex[6]	Fish Toxicology (Y/N)[7]
780	Unnamed Tributary	P2-5	1	18-Aug-12	Summer	MT	-	FNDC	-	-	-	U	U	N
781	Unnamed Tributary	P2-5	1	18-Aug-12	Summer	MT	-	FNDC	-	-	-	U	U	N
782	Unnamed Tributary	P2-5	1	18-Aug-12	Summer	MT	-	FNDC	-	-	-	U	U	N
783	Unnamed Tributary	P2-5	1	18-Aug-12	Summer	MT	-	FNDC	-	-	-	U	U	N
784	Unnamed Tributary	P2-5	1	18-Aug-12	Summer	MT	-	FNDC	-	-	-	U	U	N
785	Unnamed Tributary	P2-5	1	18-Aug-12	Summer	MT	-	FNDC	-	-	-	U	U	N
786	Unnamed Tributary	P2-5	1	18-Aug-12	Summer	MT	-	FNDC	-	-	-	U	U	N
787	Unnamed Tributary	P2-5	1	18-Aug-12	Summer	MT	-	FNDC	-	-	-	U	U	N
788	Unnamed Tributary	P2-5	1	18-Aug-12	Summer	MT	-	FNDC	-	-	-	U	U	N
789	Unnamed Tributary	P2-5	1	18-Aug-12	Summer	MT	-	FNDC	-	-	-	U	U	N
790	Unnamed Tributary	P2-5	1	18-Aug-12	Summer	MT	-	FNDC	-	-	-	U	U	N
791	Unnamed Tributary	P2-5	1	18-Aug-12	Summer	MT	-	FNDC	-	-	-	U	U	N
792	Unnamed Tributary	P2-5	1	18-Aug-12	Summer	MT	-	BRST	-	-	-	U	U	N
793	Unnamed Tributary	P2-5	1	18-Aug-12	Summer	MT	-	BRST	-	-	-	U	U	N
794	Unnamed Tributary	P2-5	1	18-Aug-12	Summer	MT	-	BRST	-	-	-	U	U	N
795	Unnamed Tributary	P2-5	1	16-Oct-12	Fall	MT	1	BRST	59	1.4	0.68	U	U	N
796	Unnamed Tributary	P2-5	1	16-Oct-12	Fall	MT	2	FNDC	63	3.2	1.28	U	U	N
797	Unnamed Tributary	P2-5	1	16-Oct-12	Fall	MT	3	BRST	47	0.5	0.48	U	U	N
798	Unnamed Tributary	P2-5	1	16-Oct-12	Fall	MT	4	FNDC	75	4.6	1.09	U	U	N
799	Unnamed Tributary	P2-5	1	16-Oct-12	Fall	MT	5	PRDC	71	3.8	1.06	U	U	N
800	Unnamed Tributary	P2-5	1	16-Oct-12	Fall	MT	6	BRST	51	0.6	0.45	U	U	N
801	Unnamed Tributary	P2-5	1	16-Oct-12	Fall	MT	7	FNDC	66	2.9	1.01	U	U	N
802	Unnamed Tributary	P2-5	1	16-Oct-12	Fall	MT	8	BRST	43	0.8	1.01	U	U	N
803	Unnamed Tributary	P2-5	1	16-Oct-12	Fall	MT	9	BRST	52	0.7	0.50	U	U	N
804	Unnamed Tributary	P2-5	1	16-Oct-12	Fall	MT	10	BRST	51	1	0.75	U	U	N
805	Unnamed Tributary	P2-5	1	16-Oct-12	Fall	MT	11	BRST	46	0.8	0.82	U	U	N
806	Unnamed Tributary	P2-5	1	16-Oct-12	Fall	MT	12	FNDC	50	1.3	1.04	U	U	N
807	Unnamed Tributary	P2-5	1	16-Oct-12	Fall	MT	13	PRDC	66	2.7	0.94	U	U	N
808	Unnamed Tributary	P2-5	1	16-Oct-12	Fall	MT	14	PRDC	82	5.6	1.02	U	U	N
809	Unnamed Tributary	P2-5	1	16-Oct-12	Fall	MT	15	PRDC	67	3	1.00	U	U	N

Fish #	Stream/River or Waterbody Name	Site	Stream Order	Date	Season	Method[1]	Fish ID	Fish Species[2]	Length (mm)[3]	Weight (g)	Condition[4]	Maturity[5]	Sex[6]	Fish Toxicology (Y/N)[7]
810	Unnamed Tributary	P2-5	1	16-Oct-12	Fall	MT	16	PRDC	75	4.6	1.09	U	U	N
811	Unnamed Tributary	P2-5	1	16-Oct-12	Fall	MT	17	PRDC	55	1.4	0.84	U	U	N
812	Unnamed Tributary	P2-5	1	16-Oct-12	Fall	MT	18	FNDC	77	4.8	1.05	U	U	N
813	Unnamed Tributary	P2-5	1	16-Oct-12	Fall	MT	19	BRST	53	1.4	0.94	U	U	N
814	Unnamed Tributary	P2-5	1	16-Oct-12	Fall	MT	20	BRST	47	0.8	0.77	U	U	N
815	Unnamed Tributary	P2-5	1	16-Oct-12	Fall	MT	21	BRST	50	1	0.80	U	U	N
816	Unnamed Tributary	P2-5	1	16-Oct-12	Fall	MT	22	BRST	52	1	0.71	U	U	N
817	Unnamed Tributary	P2-5	1	16-Oct-12	Fall	MT	23	BRST	51	1.1	0.83	U	U	N
818	Unnamed Tributary	P2-5	1	16-Oct-12	Fall	MT	24	PRDC	79	4.1	0.83	U	U	N
819	Unnamed Tributary	P2-5	1	16-Oct-12	Fall	MT	25	PRDC	74	3.6	0.89	U	U	N
820	Unnamed Tributary	P2-5	1	16-Oct-12	Fall	MT	26	PRDC	65	2.7	0.98	U	U	N
821	Unnamed Tributary	P2-5	1	16-Oct-12	Fall	MT	27	FNDC	65	3.3	1.20	U	U	N
822	Unnamed Tributary	P2-5	1	16-Oct-12	Fall	MT	28	FNDC	50	1.4	1.12	U	U	N
823	Unnamed Tributary	P2-5	1	16-Oct-12	Fall	MT	29	BRST	47	0.7	0.67	U	U	N
824	Unnamed Tributary	P2-5	1	16-Oct-12	Fall	MT	30	FNDC	56	1.4	0.80	U	U	N
825	Unnamed Tributary	P2-5	1	16-Oct-12	Fall	MT	31	BRST	56	1.3	0.74	U	U	N
826	Unnamed Tributary	P2-5	1	16-Oct-12	Fall	MT	32	BRST	48	0.9	0.81	U	U	N
827	Unnamed Tributary	P2-5	1	16-Oct-12	Fall	MT	33	FNDC	72	3.3	0.88	U	U	N
828	Unnamed Tributary	P2-5	1	16-Oct-12	Fall	MT	34	PRDC	77	5.1	1.12	U	U	N
829	Unnamed Tributary	P2-5	1	16-Oct-12	Fall	MT	35	FNDC	70	3.9	1.14	U	U	N
830	Unnamed Tributary	P2-5	1	16-Oct-12	Fall	MT	36	FNDC	62	2.8	1.17	U	U	N
831	Unnamed Tributary	P2-5	1	16-Oct-12	Fall	MT	37	PRDC	70	3.9	1.14	U	U	N
832	Unnamed Tributary	P2-5	1	16-Oct-12	Fall	MT	38	BRST	50	1.2	0.96	U	U	N
833	Unnamed Tributary	P2-5	1	16-Oct-12	Fall	MT	39	FNDC	48	1.6	1.45	U	U	N
834	Unnamed Tributary	P2-5	1	16-Oct-12	Fall	MT	40	BRST	43	0.9	1.13	U	U	N
835	Unnamed Tributary	P2-5	1	16-Oct-12	Fall	MT	41	BRST	53	1.7	1.14	U	U	N
836	Unnamed Tributary	P2-5	1	16-Oct-12	Fall	MT	42	BRST	49	0.9	0.76	U	U	N
837	Unnamed Tributary	P2-5	1	16-Oct-12	Fall	MT	43	BRST	56	1.3	0.74	U	U	N
838	Unnamed Tributary	P2-5	1	16-Oct-12	Fall	MT	44	PRDC	65	2.9	1.06	U	U	N
839	Unnamed Tributary	P2-5	1	16-Oct-12	Fall	MT	45	PRDC	49	0.8	0.68	U	U	N

Fish #	Stream/River or Waterbody Name	Site	Stream Order	Date	Season	Method[1]	Fish ID	Fish Species[2]	Length (mm)[3]	Weight (g)	Condition[4]	Maturity[5]	Sex[6]	Fish Toxicology (Y/N)[7]
840	Unnamed Tributary	P2-5	1	16-Oct-12	Fall	MT	46	PRDC	63	2.1	0.84	U	U	N
841	Unnamed Tributary	P2-5	1	16-Oct-12	Fall	MT	47	FNDC	52	1.7	1.21	U	U	N
842	Unnamed Tributary	P2-5	1	16-Oct-12	Fall	MT	48	FNDC	70	3.2	0.93	U	U	N
843	Unnamed Tributary	P2-5	1	16-Oct-12	Fall	MT	49	FNDC	68	2.4	0.76	U	U	N
844	Unnamed Tributary	P2-5	1	16-Oct-12	Fall	MT	50	FNDC	60	2.6	1.20	U	U	N
845	Unnamed Tributary	P2-5	1	16-Oct-12	Fall	MT	51	BRST	57	2.3	1.24	U	U	N
846	Unnamed Tributary	P2-5	1	16-Oct-12	Fall	MT	52	FNDC	69	3.7	1.13	U	U	N
847	Unnamed Tributary	P2-5	1	16-Oct-12	Fall	MT	53	FNDC	69	3.6	1.10	U	U	N
848	Unnamed Tributary	P2-5	1	16-Oct-12	Fall	MT	54	FNDC	65	3.3	1.20	U	U	N
849	Unnamed Tributary	P2-5	1	16-Oct-12	Fall	MT	55	PRDC	67	2.7	0.90	U	U	N
850	Unnamed Tributary	P2-5	1	16-Oct-12	Fall	MT	-	BRST	-	-	-	U	U	N
851	Unnamed Tributary	P2-5	1	16-Oct-12	Fall	MT	-	BRST	-	-	-	U	U	N
852	Unnamed Tributary	P2-5	1	16-Oct-12	Fall	MT	-	BRST	-	-	-	U	U	N
853	Unnamed Tributary	P2-5	1	16-Oct-12	Fall	MT	-	BRST	-	-	-	U	U	N
854	Unnamed Tributary	P2-5	1	16-Oct-12	Fall	MT	-	BRST	-	-	-	U	U	N
855	Unnamed Tributary	P2-5	1	16-Oct-12	Fall	MT	-	BRST	-	-	-	U	U	N
856	Unnamed Tributary	P2-5	1	16-Oct-12	Fall	MT	-	BRST	-	-	-	U	U	N
857	Unnamed Tributary	P2-5	1	16-Oct-12	Fall	MT	-	BRST	-	-	-	U	U	N
858	Unnamed Tributary	P2-5	1	16-Oct-12	Fall	MT	-	BRST	-	-	-	U	U	N
859	Unnamed Tributary	P2-5	1	16-Oct-12	Fall	MT	-	BRST	-	-	-	U	U	N
860	Unnamed Tributary	P2-5	1	16-Oct-12	Fall	MT	-	BRST	-	-	-	U	U	N
861	Unnamed Tributary	P2-5	1	16-Oct-12	Fall	MT	-	BRST	-	-	-	U	U	N
862	Unnamed Tributary	P2-5	1	16-Oct-12	Fall	MT	-	BRST	-	-	-	U	U	N
863	Unnamed Tributary	P2-5	1	16-Oct-12	Fall	MT	-	BRST	-	-	-	U	U	N
864	Unnamed Tributary	P2-5	1	16-Oct-12	Fall	MT	-	BRST	-	-	-	U	U	N
865	Unnamed Tributary	P2-5	1	16-Oct-12	Fall	MT	-	BRST	-	-	-	U	U	N
866	Unnamed Tributary	P2-5	1	16-Oct-12	Fall	MT	-	BRST	-	-	-	U	U	N
867	Unnamed Tributary	P2-5	1	16-Oct-12	Fall	MT	-	BRST	-	-	-	U	U	N
868	Unnamed Tributary	P2-5	1	16-Oct-12	Fall	MT	-	FNDC	-	-	-	U	U	N
869	Unnamed Tributary	P2-5	1	16-Oct-12	Fall	MT	-	FNDC	-	-	-	U	U	N

Fish #	Stream/River or Waterbody Name	Site	Stream Order	Date	Season	Method[1]	Fish ID	Fish Species[2]	Length (mm)[3]	Weight (g)	Condition[4]	Maturity[5]	Sex[6]	Fish Toxicology (Y/N)[7]
870	Unnamed Tributary	P2-5	1	16-Oct-12	Fall	MT	-	FNDC	-	-	-	U	U	N
871	Unnamed Tributary	P2-5	1	16-Oct-12	Fall	MT	-	FNDC	-	-	-	U	U	N
872	Unnamed Tributary	P2-5	1	10-Sep-16	Fall	MT	-	FNDC	-	-	-	U	U	N
873	Unnamed Tributary	P2-5	1	10-Sep-16	Fall	MT	-	FNDC	-	-	-	U	U	N
874	Unnamed Tributary	P2-5	1	10-Sep-16	Fall	MT	-	FNDC	-	-	-	U	U	N
875	Unnamed Tributary	P2-5	1	10-Sep-16	Fall	MT	-	FNDC	-	-	-	U	U	N
876	Unnamed Tributary	P2-5	1	10-Sep-16	Fall	MT	-	FNDC	-	-	-	U	U	N
877	Unnamed Tributary	P2-5	1	10-Sep-16	Fall	MT	-	FNDC	-	-	-	U	U	N
878	Unnamed Tributary	P2-5	1	10-Sep-16	Fall	MT	-	FNDC	-	-	-	U	U	N
879	Unnamed Tributary	P2-5	1	10-Sep-16	Fall	MT	-	FNDC	-	-	-	U	U	N
880	Unnamed Tributary	P2-5	1	10-Sep-16	Fall	MT	-	FNDC	-	-	-	U	U	N
881	Unnamed Tributary	P2-5	1	10-Sep-16	Fall	MT	-	FNDC	-	-	-	U	U	N
882	Unnamed Tributary	P2-5	1	10-Sep-16	Fall	MT	-	FNDC	-	-	-	U	U	N
883	Unnamed Tributary	P2-5	1	10-Sep-16	Fall	MT	-	FNDC	-	-	-	U	U	N
884	Unnamed Tributary	P2-5	1	10-Sep-16	Fall	MT	-	FNDC	-	-	-	U	U	N
885	Unnamed Tributary	P2-5	1	10-Sep-16	Fall	MT	-	FNDC	-	-	-	U	U	N
886	Unnamed Tributary	P2-5	1	10-Sep-16	Fall	MT	-	FNDC	-	-	-	U	U	N
887	Unnamed Tributary	P2-5	1	10-Sep-16	Fall	MT	-	FNDC	-	-	-	U	U	N
888	Unnamed Tributary	P2-5	1	10-Sep-16	Fall	MT	-	FNDC	-	-	-	U	U	N
889	Unnamed Tributary	P2-5	1	10-Sep-16	Fall	MT	-	FNDC	-	-	-	U	U	N
890	Unnamed Tributary	P2-5	1	10-Sep-16	Fall	MT	-	FNDC	-	-	-	U	U	N
891	Unnamed Tributary	P2-5	1	10-Sep-16	Fall	MT	-	FNDC	-	-	-	U	U	N
892	Unnamed Tributary	P2-5	1	10-Sep-16	Fall	MT	-	FNDC	-	-	-	U	U	N
893	Unnamed Tributary	P2-5	1	10-Sep-16	Fall	MT	-	FNDC	-	-	-	U	U	N
894	Unnamed Tributary	P2-5	1	10-Sep-16	Fall	MT	-	FNDC	-	-	-	U	U	N
895	Unnamed Tributary	P2-5	1	10-Sep-16	Fall	MT	-	FNDC	-	-	-	U	U	N
896	Unnamed Tributary	P2-5	1	10-Sep-16	Fall	MT	-	FNDC	-	-	-	U	U	N
897	Unnamed Tributary	P2-5	1	10-Sep-16	Fall	MT	-	FNDC	-	-	-	U	U	N
898	Unnamed Tributary	P2-5	1	10-Sep-16	Fall	MT	-	FNDC	-	-	-	U	U	N
899	Unnamed Tributary	P2-5	1	10-Sep-16	Fall	MT	-	FNDC	-	-	-	U	U	N

Fish #	Stream/River or Waterbody Name	Site	Stream Order	Date	Season	Method[1]	Fish ID	Fish Species[2]	Length (mm)[3]	Weight (g)	Condition[4]	Maturity[5]	Sex[6]	Fish Toxicology (Y/N)[7]
900	Unnamed Tributary	P2-5	1	10-Sep-16	Fall	MT	-	FNDC	-	-	-	U	U	N
901	Unnamed Tributary	P2-5	1	10-Sep-16	Fall	MT	-	FNDC	-	-	-	U	U	N
902	Unnamed Tributary	P2-5	1	10-Sep-16	Fall	MT	-	FNDC	-	-	-	U	U	N
903	Unnamed Tributary	P2-5	1	10-Sep-16	Fall	MT	-	FNDC	-	-	-	U	U	N
904	Unnamed Tributary	P2-5	1	10-Sep-16	Fall	MT	-	FNDC	-	-	-	U	U	N
905	Unnamed Tributary	P2-5	1	10-Sep-16	Fall	MT	-	FNDC	-	-	-	U	U	N
906	Unnamed Tributary	P2-5	1	10-Sep-16	Fall	MT	-	FNDC	-	-	-	U	U	N
907	Unnamed Tributary	P2-5	1	10-Sep-16	Fall	MT	-	FNDC	-	-	-	U	U	N
908	Unnamed Tributary	P2-5	1	10-Sep-16	Fall	MT	-	FNDC	-	-	-	U	U	N
909	Unnamed Tributary	P2-5	1	10-Sep-16	Fall	MT	-	FNDC	-	-	-	U	U	N
910	Unnamed Tributary	P2-5	1	10-Sep-16	Fall	MT	-	FNDC	-	-	-	U	U	N
911	Unnamed Tributary	P2-5	1	10-Sep-16	Fall	MT	-	FNDC	-	-	-	U	U	N
912	Unnamed Tributary	P2-5	1	10-Sep-16	Fall	MT	-	FNDC	-	-	-	U	U	N
913	Unnamed Tributary	P2-5	1	10-Sep-16	Fall	MT	-	FNDC	-	-	-	U	U	N
914	Unnamed Tributary	P2-5	1	10-Sep-16	Fall	MT	-	FNDC	-	-	-	U	U	N
915	Unnamed Tributary	P2-5	1	10-Sep-16	Fall	MT	-	FNDC	-	-	-	U	U	N
916	Unnamed Tributary	P2-5	1	10-Sep-16	Fall	MT	-	FNDC	-	-	-	U	U	N
917	Unnamed Tributary	P2-5	1	10-Sep-16	Fall	MT	-	FNDC	-	-	-	U	U	N
918	Unnamed Tributary	P2-5	1	10-Sep-16	Fall	MT	-	FNDC	-	-	-	U	U	N
919	Unnamed Tributary	P2-5	1	10-Sep-16	Fall	MT	-	FNDC	-	-	-	U	U	N
920	Unnamed Tributary	P2-5	1	10-Sep-16	Fall	MT	-	FNDC	-	-	-	U	U	N
921	Unnamed Tributary	P2-5	1	10-Sep-16	Fall	MT	-	FNDC	-	-	-	U	U	N
922	Unnamed Tributary	P2-5	1	10-Sep-16	Fall	MT	-	FNDC	-	-	-	U	U	N
923	Unnamed Tributary	P2-5	1	10-Sep-16	Fall	MT	-	FNDC	-	-	-	U	U	N
924	Unnamed Tributary	P2-5	1	10-Sep-16	Fall	MT	-	FNDC	-	-	-	U	U	N
925	Unnamed Tributary	P2-5	1	10-Sep-16	Fall	MT	-	FNDC	-	-	-	U	U	N
926	Unnamed Tributary	P2-5	1	10-Sep-16	Fall	MT	-	FNDC	-	-	-	U	U	N
927	Unnamed Tributary	P2-5	1	10-Sep-16	Fall	MT	-	FNDC	-	-	-	U	U	N
928	Unnamed Tributary	P2-5	1	10-Sep-16	Fall	MT	-	FNDC	-	-	-	U	U	N
929	Unnamed Tributary	P2-5	1	10-Sep-16	Fall	MT	-	FNDC	-	-	-	U	U	N

Fish #	Stream/River or Waterbody Name	Site	Stream Order	Date	Season	Method[1]	Fish ID	Fish Species[2]	Length (mm)[3]	Weight (g)	Condition[4]	Maturity[5]	Sex[6]	Fish Toxicology (Y/N)[7]
930	Unnamed Tributary	P2-5	1	10-Sep-16	Fall	MT	-	FNDC	-	-	-	U	U	N
931	Unnamed Tributary	P2-5	1	10-Sep-16	Fall	MT	-	FNDC	-	-	-	U	U	N
932	Unnamed Tributary	P2-5	1	10-Sep-16	Fall	MT	-	FNDC	-	-	-	U	U	N
933	Unnamed Tributary	P2-5	1	10-Sep-16	Fall	MT	-	FNDC	-	-	-	U	U	N
934	Unnamed Tributary	P2-5	1	10-Sep-16	Fall	MT	-	FNDC	-	-	-	U	U	N
935	Unnamed Tributary	P2-5	1	10-Sep-16	Fall	MT	-	FNDC	-	-	-	U	U	N
936	Unnamed Tributary	P2-5	1	10-Sep-16	Fall	MT	-	FNDC	-	-	-	U	U	N
937	Unnamed Tributary	P2-5	1	10-Sep-16	Fall	MT	-	FNDC	-	-	-	U	U	N
938	Unnamed Tributary	P2-5	1	10-Sep-16	Fall	MT	-	FNDC	-	-	-	U	U	N
939	Unnamed Tributary	P2-5	1	10-Sep-16	Fall	MT	-	FNDC	-	-	-	U	U	N
940	Unnamed Tributary	P2-5	1	10-Sep-16	Fall	MT	-	FNDC	-	-	-	U	U	N
941	Unnamed Tributary	P2-5	1	10-Sep-16	Fall	MT	-	FNDC	-	-	-	U	U	N
942	Unnamed Tributary	P2-5	1	10-Sep-16	Fall	MT	-	FNDC	-	-	-	U	U	N
943	Unnamed Tributary	P2-5	1	10-Sep-16	Fall	MT	-	FNDC	-	-	-	U	U	N
944	Unnamed Tributary	P2-5	1	10-Sep-16	Fall	MT	-	FNDC	-	-	-	U	U	N
945	Unnamed Tributary	P2-5	1	10-Sep-16	Fall	MT	-	FNDC	-	-	-	U	U	N
946	Unnamed Tributary	P2-5	1	10-Sep-16	Fall	MT	-	FNDC	-	-	-	U	U	N
947	Unnamed Tributary	P2-5	1	10-Sep-16	Fall	MT	-	FNDC	-	-	-	U	U	N
948	Unnamed Tributary	P2-5	1	10-Sep-16	Fall	MT	1	FNDC	69	3.8	1.16	U	U	Y
949	Unnamed Tributary	P2-5	1	10-Sep-16	Fall	MT	2	FNDC	58	1.9	0.97	U	U	Y
950	Unnamed Tributary	P2-5	1	10-Sep-16	Fall	MT	3	FNDC	69	3.4	1.03	U	U	Y
951	Unnamed Tributary	P2-5	1	10-Sep-16	Fall	MT	4	FNDC	60	2.3	1.06	U	U	Y
952	Unnamed Tributary	P2-5	1	10-Sep-16	Fall	MT	5	FNDC	70	4	1.17	U	U	Y
953	Unnamed Tributary	P2-5	1	10-Sep-16	Fall	MT	6	FNDC	70	3.6	1.05	U	U	Y
954	Unnamed Tributary	P2-5	1	10-Sep-16	Fall	MT	7	FNDC	70	3.8	1.11	U	U	Y
955	Unnamed Tributary	P2-5	1	10-Sep-16	Fall	MT	8	FNDC	67	3.2	1.06	U	U	Y
956	Unnamed Tributary	P2-5	1	10-Sep-16	Fall	MT	9	FNDC	70	3.4	0.99	U	U	Y
957	Unnamed Tributary	P2-5	1	10-Sep-16	Fall	MT	10	FNDC	65	3.8	1.38	U	U	Y
958	Unnamed Tributary	P2-5	1	10-Sep-16	Fall	MT	11	FNDC	70	4.1	1.20	U	U	Y
959	Unnamed Tributary	P2-5	1	10-Sep-16	Fall	MT	12	FNDC	61	2.9	1.28	U	U	Y

Fish #	Stream/River or Waterbody Name	Site	Stream Order	Date	Season	Method[1]	Fish ID	Fish Species[2]	Length (mm)[3]	Weight (g)	Condition[4]	Maturity[5]	Sex[6]	Fish Toxicology (Y/N)[7]
960	Unnamed Tributary	P2-5	1	10-Sep-16	Fall	MT	13	FNDC	70	3.5	1.02	U	U	Y
961	Unnamed Tributary	P2-5	1	10-Sep-16	Fall	MT	14	FNDC	66	3.1	1.08	U	U	Y
962	Unnamed Tributary	P2-5	1	10-Sep-16	Fall	MT	15	PRDC	85	-	-	U	U	N
963	Unnamed Tributary	P2-5	1	10-Sep-16	Fall	MT	16	FNDC	65	-	-	U	U	N
964	Unnamed Tributary	P2-5	1	10-Sep-16	Fall	MT	17	FNDC	63	-	-	U	U	N
965	Unnamed Tributary	P2-5	1	10-Sep-16	Fall	MT	18	FNDC	65	-	-	U	U	N
966	Unnamed Tributary	P2-5	1	10-Sep-16	Fall	MT	19	FNDC	60	-	-	U	U	N
967	Unnamed Tributary	P2-5	1	10-Sep-16	Fall	MT	20	FNDC	55	-	-	U	U	N
968	Unnamed Tributary	P2-5	1	10-Sep-16	Fall	MT	21	FNDC	57	-	-	U	U	N
969	Unnamed Tributary	P2-5	1	10-Sep-16	Fall	MT	22	FNDC	55	-	-	U	U	N
970	Unnamed Tributary	P2-5	1	10-Sep-16	Fall	MT	23	FNDC	58	-	-	U	U	N
971	Unnamed Tributary	P2-5	1	10-Sep-16	Fall	MT	24	BRST	53	-	-	U	U	N
972	Unnamed Tributary	P2-5	1	10-Sep-16	Fall	MT	25	PRDC	71	-	-	U	U	N
973	Unnamed Tributary	P2-5	1	10-Sep-16	Fall	MT	26	FNDC	55	-	-	U	U	N
974	Unnamed Tributary	P2-5	1	10-Sep-16	Fall	MT	27	FNDC	55	-	-	U	U	N
975	Unnamed Tributary	P2-5	1	10-Sep-16	Fall	MT	28	FNDC	60	-	-	U	U	N
976	Unnamed Tributary	P2-5	1	10-Sep-16	Fall	MT	29	FNDC	70	-	-	U	U	N
977	Unnamed Tributary	P2-5	1	10-Sep-16	Fall	MT	30	FNDC	55	-	-	U	U	N
978	Unnamed Tributary	P2-5	1	10-Sep-16	Fall	MT	31	FNDC	60	-	-	U	U	N
979	Unnamed Tributary	P2-5	1	10-Sep-16	Fall	MT	32	FNDC	60	-	-	U	U	N
980	Unnamed Tributary	P2-5	1	10-Sep-16	Fall	MT	33	FNDC	65	-	-	U	U	N
981	Unnamed Tributary	P2-5	1	10-Sep-16	Fall	MT	34	FNDC	60	-	-	U	U	N
982	Unnamed Tributary	P2-5	1	10-Sep-16	Fall	MT	35	FNDC	62	-	-	U	U	N
983	Unnamed Tributary	P2-5	1	10-Sep-16	Fall	MT	36	FNDC	60	-	-	U	U	N
984	Unnamed Tributary	P2-5	1	10-Sep-16	Fall	MT	37	FNDC	55	-	-	U	U	N
985	Unnamed Tributary	P2-5	1	10-Sep-16	Fall	MT	38	FNDC	67	-	-	U	U	N
986	Unnamed Tributary	P2-5	1	10-Sep-16	Fall	MT	39	FNDC	63	-	-	U	U	N
987	Unnamed Tributary	P2-5	1	10-Sep-16	Fall	MT	40	FNDC	55	-	-	U	U	N
988	Unnamed Tributary	P2-5	1	10-Sep-16	Fall	MT	41	FNDC	60	-	-	U	U	N
989	Unnamed Tributary	P2-5	1	10-Sep-16	Fall	MT	42	FNDC	55	-	-	U	U	N

Fish #	Stream/River or Waterbody Name	Site	Stream Order	Date	Season	Method[1]	Fish ID	Fish Species[2]	Length (mm)[3]	Weight (g)	Condition[4]	Maturity[5]	Sex[6]	Fish Toxicology (Y/N)[7]
990	Unnamed Tributary	P2-5	1	10-Sep-16	Fall	MT	43	FNDC	45	-	-	U	U	N
991	Unnamed Tributary	P2-5	1	10-Sep-16	Fall	MT	44	FNDC	65	-	-	U	U	N
992	Unnamed Tributary	P2-5	1	10-Sep-16	Fall	MT	45	FNDC	55	-	-	U	U	N
993	Unnamed Tributary	P2-5	1	10-Sep-16	Fall	MT	46	FNDC	60	-	-	U	U	N
994	Unnamed Tributary	P2-5	1	10-Sep-16	Fall	MT	47	FNDC	65	-	-	U	U	N
995	Unnamed Tributary	P2-5	1	10-Sep-16	Fall	MT	48	FNDC	50	-	-	U	U	N
996	Unnamed Tributary	P2-5	1	10-Sep-16	Fall	MT	49	FNDC	65	-	-	U	U	N
997	Unnamed Tributary	P2-5	1	10-Sep-16	Fall	MT	50	BRST	45	-	-	U	U	N
998	Unnamed Tributary	P2-5	1	10-Sep-16	Fall	MT	51	PRDC	80	-	-	U	U	N
999	Unnamed Tributary	P2-5	1	10-Sep-16	Fall	MT	52	FNDC	60	-	-	U	U	N
1000	Unnamed Tributary	P2-5	1	10-Sep-16	Fall	MT	53	BRST	55	-	-	U	U	N
1001	Unnamed Tributary	P2-5	1	10-Sep-16	Fall	MT	54	FNDC	55	-	-	U	U	N
1002	Unnamed Tributary	P2-5	1	10-Sep-16	Fall	MT	55	FNDC	60	-	-	U	U	N
1003	Unnamed Tributary	P2-5	1	10-Sep-16	Fall	MT	56	FNDC	70	-	-	U	U	N
1004	Unnamed Tributary	P2-5	1	10-Sep-16	Fall	MT	57	FNDC	65	-	-	U	U	N
1005	Unnamed Tributary	P2-5	1	10-Sep-16	Fall	MT	58	FNDC	55	-	-	U	U	N
1006	Unnamed Tributary	P2-5	1	10-Sep-16	Fall	MT	59	FNDC	55	-	-	U	U	N
1007	Unnamed Tributary	P2-5	1	10-Sep-16	Fall	MT	60	FNDC	60	-	-	U	U	N
1008	Unnamed Tributary	P2-5	1	10-Sep-16	Fall	MT	61	FNDC	45	-	-	U	U	N
1009	Unnamed Tributary	P2-5	1	10-Sep-16	Fall	MT	62	FNDC	60	-	-	U	U	N
1010	Unnamed Tributary	P2-5	1	10-Sep-16	Fall	MT	63	FNDC	51	-	-	U	U	N
1011	Unnamed Tributary	P2-5	1	10-Sep-16	Fall	MT	64	FNDC	50	-	-	U	U	N
1012	Unnamed Tributary	P2-5	1	10-Sep-16	Fall	MT	65	FNDC	55	-	-	U	U	N
1013	Unnamed Tributary	P2-5	1	10-Sep-16	Fall	MT	66	FNDC	60	-	-	U	U	N
1014	Unnamed Tributary	P2-5	1	10-Sep-16	Fall	MT	67	FNDC	60	-	-	U	U	N
1015	Unnamed Tributary	P2-5	1	10-Sep-16	Fall	MT	68	FNDC	60	-	-	U	U	N
1016	Unnamed Tributary	P2-5	1	10-Sep-16	Fall	MT	69	FNDC	55	-	-	U	U	N
1017	Unnamed Tributary	P2-5	1	10-Sep-16	Fall	MT	70	FNDC	58	-	-	U	U	N
1018	Unnamed Tributary	P2-5	1	10-Sep-16	Fall	MT	71	FNDC	55	-	-	U	U	N
1019	Unnamed Tributary	P2-5	1	10-Sep-16	Fall	MT	72	FNDC	60	-	-	U	U	N

Fish #	Stream/River or Waterbody Name	Site	Stream Order	Date	Season	Method[1]	Fish ID	Fish Species[2]	Length (mm)[3]	Weight (g)	Condition[4]	Maturity[5]	Sex[6]	Fish Toxicology (Y/N)[7]
1020	Unnamed Tributary	P2-5	1	10-Sep-16	Fall	MT	73	FNDC	50	-	-	U	U	N
1021	Unnamed Tributary	P2-5	1	10-Sep-16	Fall	MT	74	FNDC	55	-	-	U	U	N
1022	Unnamed Tributary	P2-5	1	10-Sep-16	Fall	MT	75	FNDC	55	-	-	U	U	N
1023	Unnamed Tributary	P2-5	1	10-Sep-16	Fall	MT	76	BRST	50	-	-	U	U	N
1024	Unnamed Tributary	P2-5	1	10-Sep-16	Fall	MT	77	FNDC	70	-	-	U	U	N
1025	Unnamed Tributary	P2-5	1	10-Sep-16	Fall	MT	78	FNDC	55	-	-	U	U	N
1026	Unnamed Tributary	P2-5	1	10-Sep-16	Fall	MT	79	FNDC	60	-	-	U	U	N
1027	Unnamed Tributary	P2-5	1	10-Sep-16	Fall	MT	80	PRDC	60	-	-	U	U	N
1028	Unnamed Tributary	P2-5	1	10-Sep-16	Fall	MT	81	FNDC	60	-	-	U	U	N
1029	Unnamed Tributary	P2-5	1	10-Sep-16	Fall	MT	82	FNDC	51	-	-	U	U	N
1030	Unnamed Tributary	P2-5	1	10-Sep-16	Fall	MT	83	BRST	55	-	-	U	U	N
1031	Unnamed Tributary	P2-5	1	10-Sep-16	Fall	MT	84	BRST	55	-	-	U	U	N
1032	Unnamed Tributary	P2-5	1	10-Sep-16	Fall	MT	85	FNDC	70	-	-	U	U	N
1033	Unnamed Tributary	P2-5	1	10-Sep-16	Fall	MT	86	FTMN	64	-	-	U	U	N
1034	Unnamed Tributary	P2-5	1	10-Sep-16	Fall	MT	87	FNDC	60	-	-	U	U	N
1035	Unnamed Tributary	P2-5	1	10-Sep-16	Fall	MT	88	FNDC	50	-	-	U	U	N
1036	Unnamed Tributary	P2-5	1	10-Sep-16	Fall	MT	89	FNDC	60	-	-	U	U	N
1037	Unnamed Tributary	P2-5	1	10-Sep-16	Fall	MT	90	FNDC	45	-	-	U	U	N
1038	Unnamed Tributary	P2-5	1	10-Sep-16	Fall	MT	91	FNDC	57	-	-	U	U	N
1039	Unnamed Tributary	P2-5	1	10-Sep-16	Fall	MT	92	FNDC	75	-	-	U	U	N
1040	Unnamed Tributary	P2-5	1	10-Sep-16	Fall	MT	93	FNDC	67	-	-	U	U	N
1041	Unnamed Tributary	P2-5	1	10-Sep-16	Fall	MT	94	FNDC	60	-	-	U	U	N
1042	Unnamed Tributary	P2-5	1	10-Sep-16	Fall	MT	95	PRDC	65	-	-	U	U	N
1043	Unnamed Tributary	P2-5	1	10-Sep-16	Fall	MT	96	FNDC	50	-	-	U	U	N
1044	Unnamed Tributary	P2-5	1	10-Sep-16	Fall	MT	97	FNDC	55	-	-	U	U	N
1045	Unnamed Tributary	P2-5	1	10-Sep-16	Fall	MT	98	FNDC	55	-	-	U	U	N
1046	Unnamed Tributary	P2-5	1	10-Sep-16	Fall	MT	99	FNDC	55	-	-	U	U	N
1047	Unnamed Tributary	P2-5	1	10-Sep-16	Fall	MT	100	FNDC	55	-	-	U	U	N
1048	Unnamed Tributary	P2-5	1	10-Sep-16	Fall	MT	101	FNDC	62	-	-	U	U	N
1049	Unnamed Tributary	P2-5	1	10-Sep-16	Fall	MT	102	BRST	55	-	-	U	U	N

Fish #	Stream/River or Waterbody Name	Site	Stream Order	Date	Season	Method[1]	Fish ID	Fish Species[2]	Length (mm)[3]	Weight (g)	Condition[4]	Maturity[5]	Sex[6]	Fish Toxicology (Y/N)[7]
1050	Unnamed Tributary	P2-5	1	10-Sep-16	Fall	MT	103	FNDC	55	-	-	U	U	N
1051	Unnamed Tributary	P2-5	1	10-Sep-16	Fall	MT	104	BRST	49	-	-	U	U	N
1052	Unnamed Tributary	P2-5	1	10-Sep-16	Fall	MT	105	FNDC	60	-	-	U	U	N
1053	Unnamed Tributary	P2-5	1	10-Sep-16	Fall	MT	106	FNDC	65	-	-	U	U	N
1054	Unnamed Tributary	P2-5	1	10-Sep-16	Fall	MT	107	FNDC	46	-	-	U	U	N
1055	Unnamed Tributary	P2-5	1	10-Sep-16	Fall	MT	108	FNDC	60	-	-	U	U	N
1056	Unnamed Tributary	P2-5	1	10-Sep-16	Fall	MT	109	FNDC	60	-	-	U	U	N
1057	Unnamed Tributary	P2-5	1	10-Sep-16	Fall	MT	110	FNDC	60	-	-	U	U	N
1058	Unnamed Tributary	P2-5	1	10-Sep-16	Fall	MT	111	FNDC	60	-	-	U	U	N
1059	Unnamed Tributary	P2-5	1	10-Sep-16	Fall	MT	112	BRST	50	-	-	U	U	N
1060	Unnamed Tributary	P2-5	1	10-Sep-16	Fall	MT	113	FNDC	58	-	-	U	U	N
1061	Unnamed Tributary	P2-5	1	10-Sep-16	Fall	MT	114	FNDC	55	-	-	U	U	N
1062	Unnamed Tributary	P2-5	1	10-Sep-16	Fall	MT	115	FNDC	54	-	-	U	U	N
1063	Unnamed Tributary	P2-5	1	10-Sep-16	Fall	MT	116	FNDC	55	-	-	U	U	N
1064	Unnamed Tributary	P2-5	1	10-Sep-16	Fall	MT	117	FNDC	65	-	-	U	U	N
1065	Unnamed Tributary	P2-5	1	10-Sep-16	Fall	MT	118	FNDC	60	-	-	U	U	N
1066	Unnamed Tributary	P2-5	1	10-Sep-16	Fall	MT	119	FNDC	60	-	-	U	U	N
1067	Unnamed Tributary	P2-5	1	10-Sep-16	Fall	MT	120	FNDC	50	-	-	U	U	N
1068	Unnamed Tributary	P2-5	1	10-Sep-16	Fall	MT	121	BRST	50	-	-	U	U	N
1069	Unnamed Tributary	P2-5	1	10-Sep-16	Fall	MT	122	BRST	55	-	-	U	U	N
1070	Unnamed Tributary	P2-5	1	10-Sep-16	Fall	MT	123	FNDC	60	-	-	U	U	N
1071	Unnamed Tributary	P2-5	1	10-Sep-16	Fall	MT	124	PRDC	55	-	-	U	U	N
1072	Unnamed Tributary	P2-5	1	10-Sep-16	Fall	MT	125	FNDC	60	-	-	U	U	N
1073	Unnamed Tributary	P2-5	1	10-Sep-16	Fall	MT	126	BRST	51	-	-	U	U	N
1074	Unnamed Tributary	P2-5	1	10-Sep-16	Fall	MT	127	BRST	48	-	-	U	U	N
1075	Unnamed Tributary	P2-5	1	10-Sep-16	Fall	MT	128	FNDC	55	-	-	U	U	N
1076	Unnamed Tributary	P2-5	1	10-Sep-16	Fall	MT	129	FNDC	55	-	-	U	U	N
1077	Unnamed Tributary	P2-5	1	10-Sep-16	Fall	MT	130	FNDC	60	-	-	U	U	N
1078	Unnamed Tributary	P2-5	1	10-Sep-16	Fall	MT	131	FNDC	45	-	-	U	U	N
1079	Unnamed Tributary	P2-5	1	10-Sep-16	Fall	MT	132	FNDC	50	-	-	U	U	N

Fish #	Stream/River or Waterbody Name	Site	Stream Order	Date	Season	Method[1]	Fish ID	Fish Species[2]	Length (mm)[3]	Weight (g)	Condition[4]	Maturity[5]	Sex[6]	Fish Toxicology (Y/N)[7]
1080	Unnamed Tributary	P2-5	1	10-Sep-16	Fall	MT	133	FNDC	55	-	-	U	U	N
1081	Unnamed Tributary	P2-5	1	10-Sep-16	Fall	MT	134	FNDC	60	-	-	U	U	N
1082	Unnamed Tributary	P2-5	1	10-Sep-16	Fall	MT	135	FNDC	57	-	-	U	U	N
1083	Unnamed Tributary	P2-5	1	10-Sep-16	Fall	MT	136	FNDC	55	-	-	U	U	N
1084	Unnamed Tributary	P2-5	1	10-Sep-16	Fall	MT	137	BRST	51	-	-	U	U	N
1085	Unnamed Tributary	P2-5	1	10-Sep-16	Fall	MT	138	FNDC	55	-	-	U	U	N
1086	Unnamed Tributary	P2-5	1	10-Sep-16	Fall	MT	139	BRST	50	-	-	U	U	N
1087	Unnamed Tributary	P2-5	1	10-Sep-16	Fall	MT	140	FNDC	51	-	-	U	U	N
1088	Unnamed Tributary	P2-5	1	10-Sep-16	Fall	MT	141	BRST	54	-	-	U	U	N
1089	Unnamed Tributary	P2-5	1	10-Sep-16	Fall	MT	142	BRST	50	-	-	U	U	N
1090	Unnamed Tributary	P2-5	1	10-Sep-16	Fall	MT	143	BRST	54	-	-	U	U	N
1091	Unnamed Tributary	P2-5	1	10-Sep-16	Fall	MT	144	FNDC	49	-	-	U	U	N
1092	Unnamed Tributary	P2-5	1	10-Sep-16	Fall	MT	145	FNDC	45	-	-	U	U	N
1093	Unnamed Tributary	P2-5	1	10-Sep-16	Fall	MT	146	FNDC	50	-	-	U	U	N
1094	Unnamed Tributary	P2-5	1	10-Sep-16	Fall	MT	147	BRST	54	-	-	U	U	N
1095	Unnamed Tributary	P2-5	1	10-Sep-16	Fall	MT	148	BRST	60	-	-	U	U	N
1096	Unnamed Tributary	P2-5	1	10-Sep-16	Fall	MT	149	FNDC	55	-	-	U	U	N
1097	Unnamed Tributary	P2-5	1	10-Sep-16	Fall	MT	150	FNDC	54	-	-	U	U	N
1098	Unnamed Tributary	P2-5	1	10-Sep-16	Fall	MT	151	FNDC	56	-	-	U	U	N
1099	Unnamed Tributary	P2-5	1	10-Sep-16	Fall	MT	152	FNDC	60	-	-	U	U	N
1100	Unnamed Tributary	P2-5	1	10-Sep-16	Fall	MT	153	BRST	50	-	-	U	U	N
1101	Unnamed Tributary	P2-5	1	10-Sep-16	Fall	MT	154	BRST	55	-	-	U	U	N
1102	Unnamed Tributary	P2-5	1	10-Sep-16	Fall	MT	155	BRST	53	-	-	U	U	N
1103	Unnamed Tributary	P2-5	1	10-Sep-16	Fall	MT	-	FNDC	-	-	-	U	U	N
1104	Unnamed Tributary	P2-5	1	10-Sep-16	Fall	MT	-	FNDC	-	-	-	U	U	N
1105	Unnamed Tributary	P2-5	1	11-Sep-16	Fall	BPEF	-	FNDC	-	-	-	U	U	N
1106	Unnamed Tributary	P2-5	1	11-Sep-16	Fall	BPEF	-	FNDC	-	-	-	U	U	N
1107	Unnamed Tributary	P2-5	1	11-Sep-16	Fall	BPEF	-	FNDC	-	-	-	U	U	N
1108	Unnamed Tributary	P2-5	1	11-Sep-16	Fall	BPEF	156	PRDC	74	-	-	U	U	N
1109	Unnamed Tributary	P2-5	1	11-Sep-16	Fall	BPEF	157	PRDC	76	-	-	U	U	N

Fish #	Stream/River or Waterbody Name	Site	Stream Order	Date	Season	Method[1]	Fish ID	Fish Species[2]	Length (mm)[3]	Weight (g)	Condition[4]	Maturity[5]	Sex[6]	Fish Toxicology (Y/N)[7]
1110	Unnamed Tributary	P2-6	2	10-Sep-16	Fall	MT	1	LKCH	85	-	-	U	U	N
1111	Unnamed Tributary	P2-6	2	10-Sep-16	Fall	MT	2	LKCH	75	-	-	U	U	N
1112	Unnamed Tributary	P2-6	2	10-Sep-16	Fall	MT	3	FNDC	40	-	-	U	U	N
1113	Unnamed Tributary	P2-6	2	10-Sep-16	Fall	MT	4	FNDC	46	-	-	U	U	N
1114	Unnamed Tributary	P2-6	2	10-Sep-16	Fall	MT	5	PRDC	74	-	-	U	U	N
1115	Unnamed Tributary	P2-6	2	10-Sep-16	Fall	MT	6	PRDC	72	-	-	U	U	N
1116	Unnamed Tributary	P2-6	2	10-Sep-16	Fall	MT	7	LKCH	78	-	-	U	U	N
1117	Unnamed Tributary	P2-6	2	10-Sep-16	Fall	MT	8	FNDC	43	-	-	U	U	N
1118	Unnamed Tributary	P2-6	2	10-Sep-16	Fall	MT	9	FNDC	55	-	-	U	U	N
1119	Unnamed Tributary	P2-6	2	10-Sep-16	Fall	MT	10	FNDC	54	-	-	U	U	N
1120	Unnamed Tributary	P2-6	2	10-Sep-16	Fall	MT	11	LKCH	75	-	-	U	U	N
1121	Unnamed Tributary	P2-6	2	10-Sep-16	Fall	MT	12	NRDC	55	-	-	U	U	N
1122	Unnamed Tributary	P2-6	2	10-Sep-16	Fall	MT	13	BRST	60	-	-	U	U	N
1123	Unnamed Tributary	P2-6	2	10-Sep-16	Fall	MT	14	NRDC	40	-	-	U	U	N
1124	Unnamed Tributary	P2-6	2	10-Sep-16	Fall	MT	15	FNDC	45	-	-	U	U	N
1125	Unnamed Tributary	P2-6	2	10-Sep-16	Fall	MT	16	PRDC	55	-	-	U	U	N
1126	Unnamed Tributary	P2-6	2	10-Sep-16	Fall	MT	17	NRDC	42	-	-	U	U	N
1127	Unnamed Tributary	P2-6	2	10-Sep-16	Fall	MT	18	FNDC	50	-	-	U	U	N
1128	Unnamed Tributary	P2-6	2	10-Sep-16	Fall	MT	19	NRDC	47	-	-	U	U	N
1129	Unnamed Tributary	P2-6	2	10-Sep-16	Fall	MT	20	FNDC	43	-	-	U	U	N
1130	Unnamed Tributary	P2-6	2	10-Sep-16	Fall	MT	21	NRDC	43	-	-	U	U	N
1131	Unnamed Tributary	P2-6	2	10-Sep-16	Fall	MT	22	NRDC	41	-	-	U	U	N
1132	Unnamed Tributary	P2-6	2	10-Sep-16	Fall	MT	23	PRDC	63	-	-	U	U	N
1133	Unnamed Tributary	P2-6	2	10-Sep-16	Fall	MT	24	PRDC	53	-	-	U	U	N
1134	Unnamed Tributary	P2-6	2	10-Sep-16	Fall	MT	25	NRDC	43	-	-	U	U	N
1135	Unnamed Tributary	P2-6	2	10-Sep-16	Fall	MT	26	PRDC	70	-	-	U	U	N
1136	Unnamed Tributary	P2-6	2	10-Sep-16	Fall	MT	27	PRDC	62	-	-	U	U	N
1137	Unnamed Tributary	P2-6	2	10-Sep-16	Fall	MT	28	PRDC	66	-	-	U	U	N
1138	Unnamed Tributary	P2-6	2	10-Sep-16	Fall	MT	29	LKCH	82	-	-	U	U	N
1139	Unnamed Tributary	P2-6	2	10-Sep-16	Fall	MT	30	PRDC	73	-	-	U	U	N

Fish #	Stream/River or Waterbody Name	Site	Stream Order	Date	Season	Method[1]	Fish ID	Fish Species[2]	Length (mm)[3]	Weight (g)	Condition[4]	Maturity[5]	Sex[6]	Fish Toxicology (Y/N)[7]
1140	Unnamed Tributary	P2-6	2	10-Sep-16	Fall	MT	31	LKCH	57	-	-	U	U	N
1141	Unnamed Tributary	P2-6	2	10-Sep-16	Fall	MT	32	FNDC	45	-	-	U	U	N
1142	Unnamed Tributary	P2-6	2	10-Sep-16	Fall	MT	33	PRDC	72	-	-	U	U	N
1143	Unnamed Tributary	P2-6	2	10-Sep-16	Fall	MT	34	LKCH	67	-	-	U	U	N
1144	Unnamed Tributary	P2-6	2	10-Sep-16	Fall	MT	35	LKCH	75	-	-	U	U	N
1145	Unnamed Tributary	P2-6	2	10-Sep-16	Fall	MT	36	PRDC	70	-	-	U	U	N
1146	Unnamed Tributary	P2-6	2	10-Sep-16	Fall	MT	37	PRDC	73	-	-	U	U	N
1147	Unnamed Tributary	P2-6	2	10-Sep-16	Fall	MT	38	FNDC	51	-	-	U	U	N
1148	Unnamed Tributary	P2-6	2	10-Sep-16	Fall	MT	39	BRST	51	-	-	U	U	N
1149	Unnamed Tributary	P2-6	2	10-Sep-16	Fall	MT	40	BRST	55	-	-	U	U	N
1150	Unnamed Tributary	P2-6	2	10-Sep-16	Fall	MT	41	LKCH	75	-	-	U	U	N
1151	Unnamed Tributary	P2-6	2	10-Sep-16	Fall	MT	42	FNDC	47	-	-	U	U	N
1152	Unnamed Tributary	P2-6	2	10-Sep-16	Fall	MT	43	PRDC	72	-	-	U	U	N
1153	Unnamed Tributary	P2-6	2	10-Sep-16	Fall	MT	44	BRST	55	-	-	U	U	N
1154	Unnamed Tributary	P2-6	2	10-Sep-16	Fall	MT	45	BRST	57	-	-	U	U	N
1155	Unnamed Tributary	P2-6	2	10-Sep-16	Fall	MT	46	FNDC	51	-	-	U	U	N
1156	Unnamed Tributary	P2-6	2	10-Sep-16	Fall	MT	47	FNDC	50	-	-	U	U	N
1157	Unnamed Tributary	P2-6	2	10-Sep-16	Fall	MT	48	BRST	60	-	-	U	U	N
1158	Unnamed Tributary	P2-6	2	10-Sep-16	Fall	MT	49	PRDC	75	-	-	U	U	N
1159	Unnamed Tributary	P2-6	2	10-Sep-16	Fall	MT	50	BRST	57	-	-	U	U	N
1160	Unnamed Tributary	P2-6	2	10-Sep-16	Fall	MT	51	PRDC	76	-	-	U	U	N
1161	Unnamed Tributary	P2-6	2	10-Sep-16	Fall	MT	52	LKCH	80	-	-	U	U	N
1162	Unnamed Tributary	P2-6	2	10-Sep-16	Fall	MT	53	LKCH	72	-	-	U	U	N
1163	Unnamed Tributary	P2-6	2	10-Sep-16	Fall	MT	54	NRDC	47	-	-	U	U	N
1164	Unnamed Tributary	P2-6	2	10-Sep-16	Fall	MT	55	NRDC	47	-	-	U	U	N
1165	Unnamed Tributary	P2-6	2	10-Sep-16	Fall	MT	56	BRST	55	-	-	U	U	N
1166	Unnamed Tributary	P2-6	2	10-Sep-16	Fall	MT	57	BRST	47	-	-	U	U	N
1167	Unnamed Tributary	P2-6	2	10-Sep-16	Fall	MT	58	FNDC	50	-	-	U	U	N
1168	Unnamed Tributary	P2-6	2	10-Sep-16	Fall	MT	59	FNDC	47	-	-	U	U	N
1169	Unnamed Tributary	P2-6	2	10-Sep-16	Fall	MT	60	BRST	52	-	-	U	U	N

Fish #	Stream/River or Waterbody Name	Site	Stream Order	Date	Season	Method[1]	Fish ID	Fish Species[2]	Length (mm)[3]	Weight (g)	Condition[4]	Maturity[5]	Sex[6]	Fish Toxicology (Y/N)[7]
1170	Unnamed Tributary	P2-6	2	10-Sep-16	Fall	MT	61	BRST	57	-	-	U	U	N
1171	Unnamed Tributary	P2-6	2	10-Sep-16	Fall	MT	62	FNDC	43	-	-	U	U	N
1172	Unnamed Tributary	P2-6	2	10-Sep-16	Fall	MT	63	FNDC	42	-	-	U	U	N
1173	Unnamed Tributary	P2-6	2	11-Sep-16	Fall	BPEF	64	PRDC	73	-	-	U	U	N
1174	Unnamed Tributary	P2-6	2	11-Sep-16	Fall	BPEF	65	BRST	57	-	-	U	U	N
1175	Unnamed Tributary	P2-6	2	11-Sep-16	Fall	BPEF	66	FNDC	37	-	-	U	U	N
1176	Unnamed Tributary	P2-6	2	11-Sep-16	Fall	BPEF	67	BRST	57	-	-	U	U	N
1177	Unnamed Tributary	P2-6	2	11-Sep-16	Fall	BPEF	68	FNDC	37	-	-	U	U	N
1178	Unnamed Tributary	P2-6	2	11-Sep-16	Fall	BPEF	69	BRST	58	-	-	U	U	N
1179	Sandy River	P2-7	4	10-Sep-16	Fall	MT	1	LKCH	55	-	-	U	U	N
1180	Sandy River	P2-7	4	10-Sep-16	Fall	MT	2	LKCH	47	-	-	U	U	N
1181	Unnamed Tributary	P2-8	3	12-Sep-16	Fall	MT	7	LKCH	85	-	-	U	U	N
1182	Unnamed Tributary	P2-8	3	12-Sep-16	Fall	MT	8	LKCH	95	-	-	U	U	N
1183	Unnamed Tributary	P2-8	3	12-Sep-16	Fall	MT	9	PRDC	65	-	-	U	U	N
1184	Unnamed Tributary	P2-8	3	12-Sep-16	Fall	MT	10	LKCH	80	-	-	U	U	N
1185	Unnamed Tributary	P2-8	3	12-Sep-16	Fall	MT	11	LKCH	70	-	-	U	U	N
1186	Unnamed Tributary	P2-8	3	12-Sep-16	Fall	MT	12	LKCH	72	-	-	U	U	N
1187	Unnamed Tributary	P2-8	3	12-Sep-16	Fall	MT	13	LKCH	80	-	-	U	U	N
1188	Unnamed Tributary	P2-8	3	12-Sep-16	Fall	MT	14	LKCH	76	-	-	U	U	N
1189	Unnamed Tributary	P2-8	3	12-Sep-16	Fall	MT	15	LKCH	50	-	-	U	U	N
1190	Unnamed Tributary	P2-8	3	12-Sep-16	Fall	MT	16	LKCH	55	-	-	U	U	N
1191	Unnamed Tributary	P2-8	3	12-Sep-16	Fall	MT	17	LKCH	65	-	-	U	U	N
1192	Unnamed Tributary	P2-8	3	12-Sep-16	Fall	MT	18	LKCH	55	-	-	U	U	N
1193	Unnamed Tributary	P2-8	3	12-Sep-16	Fall	MT	19	LKCH	60	-	-	U	U	N
1194	Unnamed Tributary	P2-8	3	12-Sep-16	Fall	MT	20	PRDC	70	-	-	U	U	N
1195	Unnamed Tributary	P2-8	3	12-Sep-16	Fall	MT	21	LKCH	50	-	-	U	U	N
1196	Unnamed Tributary	P2-8	3	12-Sep-16	Fall	MT	22	LKCH	85	-	-	U	U	N
1197	Unnamed Tributary	P2-8	3	12-Sep-16	Fall	MT	23	LKCH	80	-	-	U	U	N
1198	Unnamed Tributary	P2-8	3	12-Sep-16	Fall	MT	24	LKCH	60	-	-	U	U	N
1199	Unnamed Tributary	P2-8	3	12-Sep-16	Fall	MT	25	LKCH	55	-	-	U	U	N

Fish #	Stream/River or Waterbody Name	Site	Stream Order	Date	Season	Method[1]	Fish ID	Fish Species[2]	Length (mm)[3]	Weight (g)	Condition[4]	Maturity[5]	Sex[6]	Fish Toxicology (Y/N)[7]
1200	Unnamed Tributary	P2-8	3	12-Sep-16	Fall	MT	26	LKCH	90	-	-	U	U	N
1201	Unnamed Tributary	P2-8	3	12-Sep-16	Fall	MT	27	LKCH	75	-	-	U	U	N
1202	Unnamed Tributary	P2-8	3	12-Sep-16	Fall	MT	28	LKCH	70	-	-	U	U	N
1203	Unnamed Tributary	P2-8	3	12-Sep-16	Fall	MT	29	LKCH	100	-	-	U	U	N
1204	Unnamed Tributary	P2-8	3	12-Sep-16	Fall	MT	30	LKCH	90	-	-	U	U	N
1205	Unnamed Tributary	P2-8	3	12-Sep-16	Fall	MT	31	LKCH	53	-	-	U	U	N
1206	Unnamed Tributary	P2-8	3	12-Sep-16	Fall	MT	32	LKCH	70	-	-	U	U	N
1207	Unnamed Tributary	P2-8	3	12-Sep-16	Fall	MT	33	LKCH	78	-	-	U	U	N
1208	Unnamed Tributary	P2-8	3	12-Sep-16	Fall	MT	34	PRDC	70	-	-	U	U	N
1209	Unnamed Tributary	P2-8	3	12-Sep-16	Fall	MT	35	LKCH	75	-	-	U	U	N
1210	Unnamed Tributary	P2-8	3	12-Sep-16	Fall	MT	36	LKCH	80	-	-	U	U	N
1211	Unnamed Tributary	P2-8	3	12-Sep-16	Fall	MT	37	LKCH	75	-	-	U	U	N
1212	Unnamed Tributary	P2-8	3	12-Sep-16	Fall	MT	38	BRST	70	-	-	U	U	N
1213	Unnamed Tributary	P2-8	3	12-Sep-16	Fall	MT	39	LKCH	80	-	-	U	U	N
1214	Unnamed Tributary	P2-8	3	12-Sep-16	Fall	MT	40	LKCH	70	-	-	U	U	N
1215	Unnamed Tributary	P2-8	3	12-Sep-16	Fall	MT	41	LKCH	100	-	-	U	U	N
1216	Unnamed Tributary	P2-8	3	12-Sep-16	Fall	MT	42	LKCH	80	-	-	U	U	N
1217	Unnamed Tributary	P2-8	3	12-Sep-16	Fall	MT	43	PRDC	85	-	-	U	U	N
1218	Unnamed Tributary	P2-8	3	12-Sep-16	Fall	MT	44	LKCH	85	-	-	U	U	N
1219	Unnamed Tributary	P2-8	3	12-Sep-16	Fall	MT	45	LKCH	83	-	-	U	U	N
1220	Unnamed Tributary	P2-8	3	12-Sep-16	Fall	MT	46	LKCH	70	-	-	U	U	N
1221	Unnamed Tributary	P2-8	3	12-Sep-16	Fall	MT	47	LKCH	65	-	-	U	U	N
1222	Unnamed Tributary	P2-8	3	14-Sep-16	Fall	BPEF	1	LKCH	95	-	-	U	U	N
1223	Unnamed Tributary	P2-8	3	14-Sep-16	Fall	BPEF	2	LKCH	80	-	-	U	U	N
1224	Unnamed Tributary	P2-8	3	14-Sep-16	Fall	BPEF	3	LKCH	80	-	-	U	U	N
1225	Unnamed Tributary	P2-8	3	14-Sep-16	Fall	BPEF	4	LKCH	85	-	-	U	U	N
1226	Unnamed Tributary	P2-8	3	14-Sep-16	Fall	BPEF	5	LKCH	60	-	-	U	U	N
1227	Unnamed Tributary	P2-8	3	14-Sep-16	Fall	BPEF	6	BRST	50	-	-	U	U	N
1228	Unnamed Lake	P2-9	-	12-Sep-16	Fall	MT	1	FNDC	54	-	-	U	U	N
1229	Unnamed Lake	P2-9	-	12-Sep-16	Fall	MT	2	FNDC	57	-	-	U	U	N

Fish #	Stream/River or Waterbody Name	Site	Stream Order	Date	Season	Method[1]	Fish ID	Fish Species[2]	Length (mm)[3]	Weight (g)	Condition[4]	Maturity[5]	Sex[6]	Fish Toxicology (Y/N)[7]
1230	Unnamed Lake	P2-9	-	12-Sep-16	Fall	MT	3	FNDC	46	-	-	U	U	N
1231	Unnamed Lake	P2-9	-	12-Sep-16	Fall	MT	4	FNDC	70	-	-	U	U	N
1232	Unnamed Lake	P2-9	-	12-Sep-16	Fall	MT	5	FNDC	59	-	-	U	U	N
1233	Unnamed Lake	P2-9	-	12-Sep-16	Fall	MT	6	FNDC	63	-	-	U	U	N
1234	Unnamed Lake	P2-9	-	12-Sep-16	Fall	MT	7	FNDC	72	-	-	U	U	N
1235	Unnamed Lake	P2-9	-	12-Sep-16	Fall	MT	8	FNDC	68	-	-	U	U	N
1236	Unnamed Lake	P2-9	-	12-Sep-16	Fall	MT	9	FNDC	54	-	-	U	U	N
1237	Unnamed Lake	P2-9	-	12-Sep-16	Fall	MT	10	FNDC	60	-	-	U	U	N
1238	Unnamed Lake	P2-9	-	12-Sep-16	Fall	MT	11	FNDC	64	-	-	U	U	N
1239	Unnamed Lake	P2-9	-	12-Sep-16	Fall	MT	12	FNDC	42	-	-	U	U	N
1240	Unnamed Lake	P2-9	-	12-Sep-16	Fall	MT	13	FNDC	46	-	-	U	U	N
1241	Unnamed Lake	P2-9	-	12-Sep-16	Fall	MT	14	FNDC	59	-	-	U	U	N
1242	Unnamed Lake	P2-9	-	12-Sep-16	Fall	MT	15	FNDC	62	-	-	U	U	N
1243	Unnamed Lake	P2-9	-	12-Sep-16	Fall	MT	16	FNDC	63	-	-	U	U	N
1244	Unnamed Lake	P2-9	-	12-Sep-16	Fall	MT	17	FNDC	44	-	-	U	U	N
1245	Unnamed Lake	P2-9	-	12-Sep-16	Fall	MT	18	FNDC	55	-	-	U	U	N
1246	Unnamed Lake	P2-9	-	12-Sep-16	Fall	MT	19	PRDC	135	-	-	U	U	N
1247	Unnamed Lake	P2-9	-	12-Sep-16	Fall	MT	20	FNDC	63	-	-	U	U	N
1248	Unnamed Lake	P2-9	-	12-Sep-16	Fall	MT	21	FNDC	57	-	-	U	U	N
1249	Unnamed Lake	P2-9	-	12-Sep-16	Fall	MT	22	FNDC	43	-	-	U	U	N
1250	Unnamed Lake	P2-9	-	12-Sep-16	Fall	MT	23	FNDC	76	-	-	U	U	N
1251	Unnamed Lake	P2-9	-	12-Sep-16	Fall	MT	24	FNDC	61	-	-	U	U	N
1252	Unnamed Lake	P2-9	-	12-Sep-16	Fall	MT	25	FNDC	45	-	-	U	U	N
1253	Unnamed Lake	P2-9	-	12-Sep-16	Fall	MT	26	FNDC	60	-	-	U	U	N
1254	Unnamed Lake	P2-9	-	12-Sep-16	Fall	MT	27	FNDC	41	-	-	U	U	N
1255	Unnamed Lake	P2-9	-	12-Sep-16	Fall	MT	28	FNDC	65	-	-	U	U	N
1256	Unnamed Lake	P2-9	-	12-Sep-16	Fall	MT	29	FNDC	67	-	-	U	U	N
1257	Unnamed Lake	P2-9	-	12-Sep-16	Fall	MT	30	FNDC	72	-	-	U	U	N
1258	Unnamed Lake	P2-9	-	12-Sep-16	Fall	MT	31	FNDC	62	-	-	U	U	N
1259	Unnamed Lake	P2-9	-	12-Sep-16	Fall	MT	32	FNDC	70	-	-	U	U	N

Fish #	Stream/River or Waterbody Name	Site	Stream Order	Date	Season	Method[1]	Fish ID	Fish Species[2]	Length (mm)[3]	Weight (g)	Condition[4]	Maturity[5]	Sex[6]	Fish Toxicology (Y/N)[7]
1260	Unnamed Lake	P2-9	-	12-Sep-16	Fall	MT	33	FNDC	58	-	-	U	U	N
1261	Unnamed Lake	P2-9	-	12-Sep-16	Fall	MT	34	FNDC	57	-	-	U	U	N
1262	Unnamed Lake	P2-9	-	12-Sep-16	Fall	MT	35	FTMN	57	-	-	U	U	N
1263	Unnamed Lake	P2-9	-	12-Sep-16	Fall	MT	36	FNDC	53	-	-	U	U	N
1264	Unnamed Lake	P2-9	-	12-Sep-16	Fall	MT	37	FNDC	46	-	-	U	U	N
1265	Unnamed Lake	P2-9	-	12-Sep-16	Fall	MT	38	FNDC	68	-	-	U	U	N
1266	Unnamed Lake	P2-9	-	12-Sep-16	Fall	MT	39	PRDC	127	-	-	U	U	N
1267	Unnamed Lake	P2-9	-	12-Sep-16	Fall	MT	40	FNDC	48	-	-	U	U	N
1268	Unnamed Lake	P2-9	-	12-Sep-16	Fall	MT	41	FNDC	74	-	-	U	U	N
1269	Unnamed Lake	P2-9	-	12-Sep-16	Fall	MT	42	FNDC	62	-	-	U	U	N
1270	Unnamed Lake	P2-9	-	12-Sep-16	Fall	MT	43	FNDC	60	-	-	U	U	N
1271	Unnamed Lake	P2-9	-	12-Sep-16	Fall	MT	44	FNDC	65	-	-	U	U	N
1272	Unnamed Lake	P2-9	-	12-Sep-16	Fall	MT	45	FNDC	53	-	-	U	U	N
1273	Unnamed Lake	P2-9	-	12-Sep-16	Fall	MT	46	FNDC	73	-	-	U	U	N
1274	Unnamed Lake	P2-9	-	12-Sep-16	Fall	MT	47	FNDC	55	-	-	U	U	N
1275	Unnamed Lake	P2-9	-	12-Sep-16	Fall	MT	48	FNDC	55	-	-	U	U	N
1276	Unnamed Lake	P2-9	-	12-Sep-16	Fall	MT	49	FNDC	47	-	-	U	U	N
1277	Unnamed Lake	P2-9	-	12-Sep-16	Fall	MT	50	FNDC	105	-	-	U	U	N
1278	Unnamed Lake	P2-9	-	12-Sep-16	Fall	MT	51	FNDC	56	-	-	U	U	N
1279	Unnamed Lake	P2-9	-	12-Sep-16	Fall	MT	52	FNDC	71	-	-	U	U	N
1280	Unnamed Lake	P2-9	-	12-Sep-16	Fall	MT	53	FNDC	64	-	-	U	U	N
1281	Unnamed Lake	P2-9	-	12-Sep-16	Fall	MT	54	FNDC	62	-	-	U	U	N
1282	Unnamed Lake	P2-9	-	12-Sep-16	Fall	MT	55	FNDC	55	-	-	U	U	N
1283	Unnamed Lake	P2-9	-	12-Sep-16	Fall	MT	56	FNDC	57	-	-	U	U	N
1284	Unnamed Lake	P2-9	-	12-Sep-16	Fall	MT	57	FTMN	56	-	-	U	U	N
1285	Unnamed Lake	P2-9	-	12-Sep-16	Fall	MT	58	FNDC	90	-	-	U	U	N
1286	Unnamed Lake	P2-9	-	12-Sep-16	Fall	MT	59	FNDC	57	-	-	U	U	N
1287	Unnamed Lake	P2-9	-	12-Sep-16	Fall	MT	60	FNDC	60	-	-	U	U	N
1288	Unnamed Lake	P2-9	-	12-Sep-16	Fall	MT	61	FNDC	55	-	-	U	U	N
1289	Unnamed Lake	P2-9	-	12-Sep-16	Fall	MT	62	FNDC	43	-	-	U	U	N

Fish #	Stream/River or Waterbody Name	Site	Stream Order	Date	Season	Method[1]	Fish ID	Fish Species[2]	Length (mm)[3]	Weight (g)	Condition[4]	Maturity[5]	Sex[6]	Fish Toxicology (Y/N)[7]
1290	Unnamed Lake	P2-9	-	12-Sep-16	Fall	MT	63	FNDC	55	-	-	U	U	N
1291	Unnamed Lake	P2-9	-	12-Sep-16	Fall	MT	64	FNDC	42	-	-	U	U	N
1292	Unnamed Lake	P2-9	-	12-Sep-16	Fall	MT	65	FNDC	67	-	-	U	U	N
1293	Unnamed Lake	P2-9	-	12-Sep-16	Fall	MT	66	FNDC	54	-	-	U	U	N
1294	Unnamed Lake	P2-9	-	12-Sep-16	Fall	MT	67	FNDC	63	-	-	U	U	N
1295	Unnamed Lake	P2-9	-	12-Sep-16	Fall	MT	68	FNDC	65	-	-	U	U	N
1296	Unnamed Lake	P2-9	-	12-Sep-16	Fall	MT	69	FNDC	42	-	-	U	U	N
1297	Unnamed Lake	P2-9	-	12-Sep-16	Fall	MT	70	FNDC	59	-	-	U	U	N
1298	Unnamed Lake	P2-9	-	12-Sep-16	Fall	MT	71	FNDC	43	-	-	U	U	N
1299	Unnamed Lake	P2-9	-	12-Sep-16	Fall	MT	72	FNDC	46	-	-	U	U	N
1300	Unnamed Lake	P2-9	-	12-Sep-16	Fall	MT	73	FNDC	45	-	-	U	U	N
1301	Unnamed Lake	P2-9	-	12-Sep-16	Fall	MT	74	FNDC	40	-	-	U	U	N
1302	Unnamed Lake	P2-9	-	12-Sep-16	Fall	MT	75	FNDC	55	-	-	U	U	N
1303	Unnamed Lake	P2-9	-	12-Sep-16	Fall	MT	76	FNDC	40	-	-	U	U	N
1304	Unnamed Lake	P2-9	-	12-Sep-16	Fall	MT	77	PRDC	67	-	-	U	U	N
1305	Unnamed Lake	P2-9	-	12-Sep-16	Fall	MT	78	FNDC	47	-	-	U	U	N
1306	Unnamed Lake	P2-9	-	12-Sep-16	Fall	MT	79	FNDC	42	-	-	U	U	N
1307	Unnamed Lake	P2-9	-	12-Sep-16	Fall	MT	80	FNDC	54	-	-	U	U	N
1308	Unnamed Lake	P2-9	-	12-Sep-16	Fall	MT	81	FNDC	55	-	-	U	U	N
1309	Unnamed Lake	P2-9	-	12-Sep-16	Fall	MT	82	FNDC	46	-	-	U	U	N
1310	Unnamed Lake	P2-9	-	12-Sep-16	Fall	MT	83	FNDC	58	-	-	U	U	N
1311	Unnamed Lake	P2-9	-	12-Sep-16	Fall	MT	84	FNDC	57	-	-	U	U	N
1312	Unnamed Lake	P2-9	-	12-Sep-16	Fall	MT	85	FNDC	59	-	-	U	U	N
1313	Unnamed Lake	P2-9	-	12-Sep-16	Fall	MT	86	FNDC	60	-	-	U	U	N
1314	Unnamed Lake	P2-9	-	12-Sep-16	Fall	MT	87	FNDC	75	-	-	U	U	N
1315	Unnamed Lake	P2-9	-	12-Sep-16	Fall	MT	88	FNDC	55	-	-	U	U	N
1316	Unnamed Lake	P2-9	-	12-Sep-16	Fall	MT	89	FNDC	65	-	-	U	U	N
1317	Unnamed Lake	P2-9	-	12-Sep-16	Fall	MT	90	FNDC	64	-	-	U	U	N
1318	Unnamed Lake	P2-9	-	12-Sep-16	Fall	MT	91	FNDC	63	-	-	U	U	N
1319	Unnamed Lake	P2-9	-	12-Sep-16	Fall	MT	92	FNDC	58	-	-	U	U	N

Fish #	Stream/River or Waterbody Name	Site	Stream Order	Date	Season	Method[1]	Fish ID	Fish Species[2]	Length (mm)[3]	Weight (g)	Condition[4]	Maturity[5]	Sex[6]	Fish Toxicology (Y/N)[7]
1320	Unnamed Lake	P2-9	-	12-Sep-16	Fall	MT	93	FNDC	44	-	-	U	U	N
1321	Unnamed Lake	P2-9	-	12-Sep-16	Fall	MT	94	FNDC	62	-	-	U	U	N
1322	Unnamed Lake	P2-9	-	12-Sep-16	Fall	MT	95	FNDC	46	-	-	U	U	N
1323	Unnamed Lake	P2-9	-	12-Sep-16	Fall	MT	96	FNDC	42	-	-	U	U	N
1324	Unnamed Lake	P2-9	-	12-Sep-16	Fall	MT	97	FNDC	45	-	-	U	U	N
1325	Unnamed Lake	P2-9	-	12-Sep-16	Fall	MT	98	FNDC	72	-	-	U	U	N
1326	Unnamed Lake	P2-9	-	12-Sep-16	Fall	MT	99	BRST	42	-	-	U	U	N
1327	Unnamed Lake	P2-9	-	12-Sep-16	Fall	MT	100	FNDC	52	-	-	U	U	N
1328	Unnamed Lake	P2-9	-	12-Sep-16	Fall	MT	101	FNDC	68	-	-	U	U	N
1329	Unnamed Lake	P2-9	-	12-Sep-16	Fall	MT	102	PRDC	93	-	-	U	U	N
1330	Unnamed Lake	P2-9	-	12-Sep-16	Fall	MT	103	BRST	45	-	-	U	U	N
1331	Unnamed Lake	P2-9	-	12-Sep-16	Fall	MT	104	PRDC	120	-	-	U	U	N
1332	Unnamed Lake	P2-9	-	12-Sep-16	Fall	MT	105	PRDC	114	-	-	U	U	N
1333	Unnamed Lake	P2-9	-	12-Sep-16	Fall	MT	106	IWDR	52	-	-	U	U	N
1334	Unnamed Lake	P2-9	-	12-Sep-16	Fall	MT	107	FTMN	42	-	-	U	U	N
1335	Unnamed Lake	P2-9	-	12-Sep-16	Fall	MT	108	BRST	-	-	-	U	U	N
1336	Unnamed Lake	P2-9	-	12-Sep-16	Fall	MT	109	BRST	41	-	-	U	U	N
1337	Unnamed Lake	P2-9	-	12-Sep-16	Fall	MT	110	PRDC	75	-	-	U	U	N
1338	Unnamed Lake	P2-9	-	12-Sep-16	Fall	MT	111	FTMN	45	-	-	U	U	N
1339	Unnamed Lake	P2-9	-	12-Sep-16	Fall	MT	112	BRST	50	-	-	U	U	N
1340	Unnamed Lake	P2-9	-	12-Sep-16	Fall	MT	113	BRST	47	-	-	U	U	N
1341	Unnamed Lake	P2-9	-	12-Sep-16	Fall	MT	114	BRST	47	-	-	U	U	N
1342	Unnamed Lake	P2-9	-	12-Sep-16	Fall	MT	115	BRST	50	-	-	U	U	N
1343	Unnamed Lake	P2-9	-	12-Sep-16	Fall	MT	116	BRST	47	-	-	U	U	N
1344	Unnamed Lake	P2-9	-	12-Sep-16	Fall	MT	-	FNDC	-	-	-	U	U	N
1345	Unnamed Lake	P2-9	-	12-Sep-16	Fall	MT	-	FNDC	-	-	-	U	U	N
1346	Unnamed Lake	P2-9	-	12-Sep-16	Fall	MT	-	FNDC	-	-	-	U	U	N
1347	Unnamed Lake	P2-9	-	12-Sep-16	Fall	MT	-	FNDC	-	-	-	U	U	N
1348	Unnamed Lake	P2-9	-	12-Sep-16	Fall	MT	-	FNDC	-	-	-	U	U	N
1349	Unnamed Lake	P2-9	-	12-Sep-16	Fall	MT	-	FNDC	-	-	-	U	U	N

Fish #	Stream/River or Waterbody Name	Site	Stream Order	Date	Season	Method[1]	Fish ID	Fish Species[2]	Length (mm)[3]	Weight (g)	Condition[4]	Maturity[5]	Sex[6]	Fish Toxicology (Y/N)[7]
1350	Unnamed Lake	P2-9	-	12-Sep-16	Fall	MT	-	FNDC	-	-	-	U	U	N
1351	Unnamed Lake	P2-9	-	12-Sep-16	Fall	MT	-	FNDC	-	-	-	U	U	N
1352	Unnamed Lake	P2-9	-	12-Sep-16	Fall	MT	-	FNDC	-	-	-	U	U	N
1353	Unnamed Lake	P2-9	-	12-Sep-16	Fall	MT	-	FNDC	-	-	-	U	U	N
1354	Unnamed Lake	P2-9	-	12-Sep-16	Fall	MT	-	FNDC	-	-	-	U	U	N
1355	Unnamed Lake	P2-9	-	12-Sep-16	Fall	MT	-	FNDC	-	-	-	U	U	N
1356	Unnamed Lake	P2-9	-	12-Sep-16	Fall	MT	-	FNDC	-	-	-	U	U	N
1357	Unnamed Lake	P2-9	-	12-Sep-16	Fall	MT	-	FNDC	-	-	-	U	U	N
1358	Unnamed Lake	P2-9	-	12-Sep-16	Fall	MT	-	FNDC	-	-	-	U	U	N
1359	Unnamed Lake	P2-9	-	12-Sep-16	Fall	MT	-	FNDC	-	-	-	U	U	N
1360	Unnamed Lake	P2-9	-	12-Sep-16	Fall	MT	-	FNDC	-	-	-	U	U	N
1361	Unnamed Lake	P2-9	-	12-Sep-16	Fall	MT	-	FNDC	-	-	-	U	U	N
1362	Unnamed Lake	P2-9	-	12-Sep-16	Fall	MT	-	FNDC	-	-	-	U	U	N
1363	Unnamed Lake	P2-9	-	12-Sep-16	Fall	MT	-	FNDC	-	-	-	U	U	N
1364	Unnamed Lake	P2-9	-	12-Sep-16	Fall	MT	-	FNDC	-	-	-	U	U	N
1365	Unnamed Lake	P2-9	-	12-Sep-16	Fall	MT	-	FNDC	-	-	-	U	U	N
1366	Unnamed Lake	P2-9	-	12-Sep-16	Fall	MT	-	FNDC	-	-	-	U	U	N
1367	Unnamed Lake	P2-9	-	12-Sep-16	Fall	MT	-	FNDC	-	-	-	U	U	N
1368	Unnamed Lake	P2-9	-	12-Sep-16	Fall	MT	-	FNDC	-	-	-	U	U	N
1369	Unnamed Lake	P2-9	-	12-Sep-16	Fall	MT	-	FNDC	-	-	-	U	U	N
1370	Unnamed Lake	P2-9	-	12-Sep-16	Fall	MT	-	FNDC	-	-	-	U	U	N
1371	Unnamed Lake	P2-9	-	12-Sep-16	Fall	MT	-	FNDC	-	-	-	U	U	N
1372	Unnamed Lake	P2-9	-	12-Sep-16	Fall	MT	-	FNDC	-	-	-	U	U	N
1373	Unnamed Lake	P2-9	-	12-Sep-16	Fall	MT	-	FNDC	-	-	-	U	U	N
1374	Unnamed Lake	P2-9	-	12-Sep-16	Fall	MT	-	FNDC	-	-	-	U	U	N
1375	Unnamed Lake	P2-9	-	12-Sep-16	Fall	MT	-	FNDC	-	-	-	U	U	N
1376	Unnamed Lake	P2-9	-	12-Sep-16	Fall	MT	-	FNDC	-	-	-	U	U	N
1377	Unnamed Lake	P2-9	-	12-Sep-16	Fall	MT	-	FNDC	-	-	-	U	U	N
1378	Unnamed Lake	P2-9	-	12-Sep-16	Fall	MT	-	FNDC	-	-	-	U	U	N
1379	Unnamed Lake	P2-9	-	12-Sep-16	Fall	MT	-	FNDC	-	-	-	U	U	N

Fish #	Stream/River or Waterbody Name	Site	Stream Order	Date	Season	Method[1]	Fish ID	Fish Species[2]	Length (mm)[3]	Weight (g)	Condition[4]	Maturity[5]	Sex[6]	Fish Toxicology (Y/N)[7]
1380	Unnamed Lake	P2-9	-	12-Sep-16	Fall	MT	-	FNDC	-	-	-	U	U	N
1381	Unnamed Lake	P2-9	-	12-Sep-16	Fall	MT	-	FNDC	-	-	-	U	U	N
1382	Unnamed Lake	P2-9	-	12-Sep-16	Fall	MT	-	FNDC	-	-	-	U	U	N
1383	Unnamed Lake	P2-9	-	12-Sep-16	Fall	MT	-	FNDC	-	-	-	U	U	N
1384	Unnamed Lake	P2-9	-	12-Sep-16	Fall	MT	-	FNDC	-	-	-	U	U	N
1385	Unnamed Lake	P2-9	-	12-Sep-16	Fall	MT	-	FNDC	-	-	-	U	U	N
1386	Unnamed Lake	P2-9	-	12-Sep-16	Fall	MT	-	FNDC	-	-	-	U	U	N
1387	Unnamed Lake	P2-9	-	12-Sep-16	Fall	MT	-	FNDC	-	-	-	U	U	N
1388	Unnamed Lake	P2-9	-	12-Sep-16	Fall	MT	-	FNDC	-	-	-	U	U	N
1389	Unnamed Lake	P2-9	-	12-Sep-16	Fall	MT	-	FNDC	-	-	-	U	U	N
1390	Unnamed Lake	P2-9	-	12-Sep-16	Fall	MT	-	FNDC	-	-	-	U	U	N
1391	Unnamed Lake	P2-9	-	12-Sep-16	Fall	MT	-	FNDC	-	-	-	U	U	N
1392	Unnamed Lake	P2-9	-	12-Sep-16	Fall	MT	-	FNDC	-	-	-	U	U	N
1393	Unnamed Lake	P2-9	-	12-Sep-16	Fall	MT	-	FNDC	-	-	-	U	U	N
1394	Unnamed Lake	P2-9	-	12-Sep-16	Fall	MT	-	FNDC	-	-	-	U	U	N
1395	Unnamed Lake	P2-9	-	12-Sep-16	Fall	MT	-	FNDC	-	-	-	U	U	N
1396	Unnamed Lake	P2-9	-	12-Sep-16	Fall	MT	-	FNDC	-	-	-	U	U	N
1397	Unnamed Lake	P2-9	-	12-Sep-16	Fall	MT	-	FNDC	-	-	-	U	U	N
1398	Unnamed Lake	P2-9	-	12-Sep-16	Fall	MT	-	FNDC	-	-	-	U	U	N
1399	Unnamed Lake	P2-9	-	12-Sep-16	Fall	MT	-	FNDC	-	-	-	U	U	N
1400	Unnamed Lake	P2-9	-	12-Sep-16	Fall	MT	-	FNDC	-	-	-	U	U	N
1401	Unnamed Lake	P2-9	-	12-Sep-16	Fall	MT	-	FNDC	-	-	-	U	U	N
1402	Unnamed Lake	P2-9	-	12-Sep-16	Fall	MT	-	FNDC	-	-	-	U	U	N
1403	Unnamed Lake	P2-9	-	12-Sep-16	Fall	MT	-	FNDC	-	-	-	U	U	N
1404	Unnamed Lake	P2-9	-	12-Sep-16	Fall	MT	-	FNDC	-	-	-	U	U	N
1405	Unnamed Lake	P2-9	-	12-Sep-16	Fall	MT	-	FNDC	-	-	-	U	U	N
1406	Unnamed Lake	P2-9	-	12-Sep-16	Fall	MT	-	FNDC	-	-	-	U	U	N
1407	Unnamed Lake	P2-9	-	12-Sep-16	Fall	MT	-	FNDC	-	-	-	U	U	N
1408	Unnamed Lake	P2-9	-	12-Sep-16	Fall	MT	-	FNDC	-	-	-	U	U	N
1409	Unnamed Lake	P2-9	-	12-Sep-16	Fall	MT	-	FNDC	-	-	-	U	U	N

Fish #	Stream/River or Waterbody Name	Site	Stream Order	Date	Season	Method[1]	Fish ID	Fish Species[2]	Length (mm)[3]	Weight (g)	Condition[4]	Maturity[5]	Sex[6]	Fish Toxicology (Y/N)[7]
1410	Unnamed Lake	P2-9	-	12-Sep-16	Fall	MT	-	FNDC	-	-	-	U	U	N
1411	Unnamed Lake	P2-9	-	12-Sep-16	Fall	MT	-	FNDC	-	-	-	U	U	N
1412	Unnamed Lake	P2-9	-	12-Sep-16	Fall	MT	-	FNDC	-	-	-	U	U	N
1413	Unnamed Lake	P2-9	-	12-Sep-16	Fall	MT	-	FNDC	-	-	-	U	U	N
1414	Unnamed Lake	P2-9	-	12-Sep-16	Fall	MT	-	FNDC	-	-	-	U	U	N
1415	Unnamed Lake	P2-9	-	12-Sep-16	Fall	MT	-	FNDC	-	-	-	U	U	N
1416	Unnamed Lake	P2-9	-	12-Sep-16	Fall	MT	-	FNDC	-	-	-	U	U	N
1417	Unnamed Lake	P2-9	-	12-Sep-16	Fall	MT	-	FNDC	-	-	-	U	U	N
1418	Unnamed Lake	P2-9	-	12-Sep-16	Fall	MT	-	FNDC	-	-	-	U	U	N
1419	Unnamed Lake	P2-9	-	12-Sep-16	Fall	MT	-	FNDC	-	-	-	U	U	N
1420	Unnamed Lake	P2-9	-	12-Sep-16	Fall	MT	-	FNDC	-	-	-	U	U	N
1421	Unnamed Lake	P2-9	-	12-Sep-16	Fall	MT	-	FNDC	-	-	-	U	U	N
1422	Unnamed Lake	P2-9	-	12-Sep-16	Fall	MT	-	FNDC	-	-	-	U	U	N
1423	Unnamed Lake	P2-9	-	12-Sep-16	Fall	MT	-	FNDC	-	-	-	U	U	N
1424	Unnamed Lake	P2-9	-	12-Sep-16	Fall	MT	-	FNDC	-	-	-	U	U	N
1425	Unnamed Lake	P2-9	-	12-Sep-16	Fall	MT	-	FNDC	-	-	-	U	U	N
1426	Unnamed Lake	P2-9	-	12-Sep-16	Fall	MT	-	FNDC	-	-	-	U	U	N
1427	Unnamed Lake	P2-9	-	12-Sep-16	Fall	MT	-	FNDC	-	-	-	U	U	N
1428	Unnamed Lake	P2-9	-	12-Sep-16	Fall	MT	-	FNDC	-	-	-	U	U	N
1429	Unnamed Lake	P2-9	-	12-Sep-16	Fall	MT	-	FNDC	-	-	-	U	U	N
1430	Unnamed Lake	P2-9	-	12-Sep-16	Fall	MT	-	FNDC	-	-	-	U	U	N
1431	Unnamed Lake	P2-9	-	12-Sep-16	Fall	MT	-	FNDC	-	-	-	U	U	N
1432	Unnamed Lake	P2-9	-	12-Sep-16	Fall	MT	-	FNDC	-	-	-	U	U	N
1433	Unnamed Lake	P2-9	-	12-Sep-16	Fall	MT	-	FNDC	-	-	-	U	U	N
1434	Unnamed Lake	P2-9	-	12-Sep-16	Fall	MT	-	FNDC	-	-	-	U	U	N
1435	Unnamed Lake	P2-9	-	12-Sep-16	Fall	MT	-	FNDC	-	-	-	U	U	N
1436	Unnamed Lake	P2-9	-	12-Sep-16	Fall	MT	-	FNDC	-	-	-	U	U	N
1437	Unnamed Lake	P2-9	-	12-Sep-16	Fall	MT	-	FNDC	-	-	-	U	U	N
1438	Unnamed Lake	P2-9	-	12-Sep-16	Fall	MT	-	FNDC	-	-	-	U	U	N
1439	Unnamed Lake	P2-9	-	12-Sep-16	Fall	MT	-	FNDC	-	-	-	U	U	N

Fish #	Stream/River or Waterbody Name	Site	Stream Order	Date	Season	Method[1]	Fish ID	Fish Species[2]	Length (mm)[3]	Weight (g)	Condition[4]	Maturity[5]	Sex[6]	Fish Toxicology (Y/N)[7]
1440	Unnamed Lake	P2-9	-	12-Sep-16	Fall	MT	-	FNDC	-	-	-	U	U	N
1441	Unnamed Lake	P2-9	-	12-Sep-16	Fall	MT	-	FNDC	-	-	-	U	U	N
1442	Unnamed Lake	P2-9	-	12-Sep-16	Fall	MT	-	FNDC	-	-	-	U	U	N
1443	Unnamed Lake	P2-9	-	12-Sep-16	Fall	MT	-	FNDC	-	-	-	U	U	N
1444	Unnamed Lake	P2-9	-	12-Sep-16	Fall	MT	-	FNDC	-	-	-	U	U	N
1445	Unnamed Lake	P2-9	-	12-Sep-16	Fall	MT	-	FNDC	-	-	-	U	U	N
1446	Unnamed Lake	P2-9	-	12-Sep-16	Fall	MT	-	FNDC	-	-	-	U	U	N
1447	Unnamed Lake	P2-9	-	12-Sep-16	Fall	MT	-	FNDC	-	-	-	U	U	N
1448	Unnamed Lake	P2-9	-	12-Sep-16	Fall	MT	-	FNDC	-	-	-	U	U	N
1449	Unnamed Lake	P2-9	-	12-Sep-16	Fall	MT	-	FNDC	-	-	-	U	U	N
1450	Unnamed Lake	P2-9	-	12-Sep-16	Fall	MT	-	FNDC	-	-	-	U	U	N
1451	Unnamed Lake	P2-9	-	12-Sep-16	Fall	MT	-	FNDC	-	-	-	U	U	N
1452	Unnamed Lake	P2-9	-	12-Sep-16	Fall	MT	-	FNDC	-	-	-	U	U	N
1453	Unnamed Lake	P2-9	-	12-Sep-16	Fall	MT	-	FNDC	-	-	-	U	U	N
1454	Unnamed Lake	P2-9	-	12-Sep-16	Fall	MT	-	FNDC	-	-	-	U	U	N
1455	Unnamed Lake	P2-9	-	12-Sep-16	Fall	MT	-	FNDC	-	-	-	U	U	N
1456	Unnamed Lake	P2-9	-	12-Sep-16	Fall	MT	-	FNDC	-	-	-	U	U	N
1457	Unnamed Lake	P2-9	-	12-Sep-16	Fall	MT	-	FNDC	-	-	-	U	U	N
1458	Unnamed Lake	P2-9	-	12-Sep-16	Fall	MT	-	FNDC	-	-	-	U	U	N
1459	Unnamed Lake	P2-9	-	12-Sep-16	Fall	MT	-	FNDC	-	-	-	U	U	N
1460	Unnamed Lake	P2-9	-	12-Sep-16	Fall	MT	-	FNDC	-	-	-	U	U	N
1461	Unnamed Lake	P2-9	-	12-Sep-16	Fall	MT	-	FNDC	-	-	-	U	U	N
1462	Unnamed Lake	P2-9	-	12-Sep-16	Fall	MT	-	FNDC	-	-	-	U	U	N
1463	Unnamed Lake	P2-9	-	12-Sep-16	Fall	MT	-	FNDC	-	-	-	U	U	N
1464	Unnamed Lake	P2-9	-	12-Sep-16	Fall	MT	-	FNDC	-	-	-	U	U	N
1465	Unnamed Lake	P2-9	-	12-Sep-16	Fall	MT	-	FNDC	-	-	-	U	U	N
1466	Unnamed Lake	P2-9	-	12-Sep-16	Fall	MT	-	FNDC	-	-	-	U	U	N
1467	Unnamed Lake	P2-9	-	12-Sep-16	Fall	MT	-	FNDC	-	-	-	U	U	N
1468	Unnamed Lake	P2-9	-	12-Sep-16	Fall	MT	-	FNDC	-	-	-	U	U	N
1469	Unnamed Lake	P2-9	-	12-Sep-16	Fall	MT	-	FNDC	-	-	-	U	U	N

Fish #	Stream/River or Waterbody Name	Site	Stream Order	Date	Season	Method[1]	Fish ID	Fish Species[2]	Length (mm)[3]	Weight (g)	Condition[4]	Maturity[5]	Sex[6]	Fish Toxicology (Y/N)[7]
1470	Unnamed Lake	P2-9	-	12-Sep-16	Fall	MT	-	FNDC	-	-	-	U	U	N
1471	Unnamed Lake	P2-9	-	12-Sep-16	Fall	MT	-	FNDC	-	-	-	U	U	N
1472	Unnamed Lake	P2-9	-	12-Sep-16	Fall	MT	-	FNDC	-	-	-	U	U	N
1473	Unnamed Lake	P2-9	-	12-Sep-16	Fall	MT	-	FNDC	-	-	-	U	U	N
1474	Unnamed Lake	P2-9	-	12-Sep-16	Fall	MT	-	FNDC	-	-	-	U	U	N
1475	Unnamed Lake	P2-9	-	12-Sep-16	Fall	MT	-	FNDC	-	-	-	U	U	N
1476	Unnamed Lake	P2-9	-	12-Sep-16	Fall	MT	-	FNDC	-	-	-	U	U	N
1477	Unnamed Lake	P2-9	-	12-Sep-16	Fall	MT	-	FNDC	-	-	-	U	U	N
1478	Unnamed Lake	P2-9	-	12-Sep-16	Fall	MT	-	FNDC	-	-	-	U	U	N
1479	Unnamed Lake	P2-9	-	12-Sep-16	Fall	MT	-	FNDC	-	-	-	U	U	N
1480	Unnamed Lake	P2-9	-	12-Sep-16	Fall	MT	-	FNDC	-	-	-	U	U	N
1481	Unnamed Lake	P2-9	-	12-Sep-16	Fall	MT	-	FNDC	-	-	-	U	U	N
1482	Unnamed Lake	P2-9	-	12-Sep-16	Fall	MT	-	FNDC	-	-	-	U	U	N
1483	Unnamed Lake	P2-9	-	12-Sep-16	Fall	MT	-	FNDC	-	-	-	U	U	N
1484	Unnamed Lake	P2-9	-	12-Sep-16	Fall	MT	-	FNDC	-	-	-	U	U	N
1485	Unnamed Lake	P2-9	-	12-Sep-16	Fall	MT	-	FNDC	-	-	-	U	U	N
1486	Unnamed Lake	P2-9	-	12-Sep-16	Fall	MT	-	FNDC	-	-	-	U	U	N
1487	Unnamed Lake	P2-9	-	12-Sep-16	Fall	MT	-	FNDC	-	-	-	U	U	N
1488	Unnamed Lake	P2-9	-	12-Sep-16	Fall	MT	-	FNDC	-	-	-	U	U	N
1489	Unnamed Lake	P2-9	-	12-Sep-16	Fall	MT	-	FNDC	-	-	-	U	U	N
1490	Unnamed Lake	P2-9	-	12-Sep-16	Fall	MT	-	FNDC	-	-	-	U	U	N
1491	Unnamed Lake	P2-9	-	12-Sep-16	Fall	MT	-	FNDC	-	-	-	U	U	N
1492	Unnamed Lake	P2-9	-	12-Sep-16	Fall	MT	-	FNDC	-	-	-	U	U	N
1493	Unnamed Lake	P2-9	-	12-Sep-16	Fall	MT	-	FNDC	-	-	-	U	U	N
1494	Unnamed Lake	P2-9	-	12-Sep-16	Fall	MT	-	FNDC	-	-	-	U	U	N
1495	Unnamed Lake	P2-9	-	12-Sep-16	Fall	MT	-	FNDC	-	-	-	U	U	N
1496	Unnamed Lake	P2-9	-	12-Sep-16	Fall	MT	-	FNDC	-	-	-	U	U	N
1497	Unnamed Lake	P2-9	-	12-Sep-16	Fall	MT	-	FNDC	-	-	-	U	U	N
1498	Unnamed Lake	P2-9	-	12-Sep-16	Fall	MT	-	FNDC	-	-	-	U	U	N
1499	Unnamed Lake	P2-9	-	12-Sep-16	Fall	MT	-	FNDC	-	-	-	U	U	N

Fish #	Stream/River or Waterbody Name	Site	Stream Order	Date	Season	Method[1]	Fish ID	Fish Species[2]	Length (mm)[3]	Weight (g)	Condition[4]	Maturity[5]	Sex[6]	Fish Toxicology (Y/N)[7]
1500	Unnamed Lake	P2-9	-	12-Sep-16	Fall	MT	-	FNDC	-	-	-	U	U	N
1501	Unnamed Lake	P2-9	-	12-Sep-16	Fall	MT	-	FNDC	-	-	-	U	U	N
1502	Unnamed Lake	P2-9	-	12-Sep-16	Fall	MT	-	FNDC	-	-	-	U	U	N
1503	Unnamed Lake	P2-9	-	12-Sep-16	Fall	MT	-	FNDC	-	-	-	U	U	N
1504	Unnamed Lake	P2-9	-	12-Sep-16	Fall	MT	-	FNDC	-	-	-	U	U	N
1505	Unnamed Lake	P2-9	-	12-Sep-16	Fall	MT	-	FNDC	-	-	-	U	U	N
1506	Unnamed Lake	P2-9	-	12-Sep-16	Fall	MT	-	FNDC	-	-	-	U	U	N
1507	Unnamed Lake	P2-9	-	12-Sep-16	Fall	MT	-	FNDC	-	-	-	U	U	N
1508	Unnamed Lake	P2-9	-	12-Sep-16	Fall	MT	-	FNDC	-	-	-	U	U	N
1509	Unnamed Lake	P2-9	-	12-Sep-16	Fall	MT	-	FNDC	-	-	-	U	U	N
1510	Unnamed Lake	P2-9	-	12-Sep-16	Fall	MT	-	FNDC	-	-	-	U	U	N
1511	Unnamed Lake	P2-9	-	12-Sep-16	Fall	MT	-	FNDC	-	-	-	U	U	N
1512	Unnamed Lake	P2-9	-	12-Sep-16	Fall	MT	-	FNDC	-	-	-	U	U	N
1513	Unnamed Lake	P2-9	-	12-Sep-16	Fall	MT	-	FNDC	-	-	-	U	U	N
1514	Unnamed Lake	P2-9	-	12-Sep-16	Fall	MT	-	FNDC	-	-	-	U	U	N
1515	Unnamed Lake	P2-9	-	12-Sep-16	Fall	MT	-	FNDC	-	-	-	U	U	N
1516	Unnamed Lake	P2-9	-	12-Sep-16	Fall	MT	-	FNDC	-	-	-	U	U	N
1517	Unnamed Lake	P2-9	-	12-Sep-16	Fall	MT	-	FNDC	-	-	-	U	U	N
1518	Unnamed Lake	P2-9	-	12-Sep-16	Fall	MT	-	FNDC	-	-	-	U	U	N
1519	Unnamed Lake	P2-9	-	12-Sep-16	Fall	MT	-	FNDC	-	-	-	U	U	N
1520	Unnamed Lake	P2-9	-	12-Sep-16	Fall	MT	-	FNDC	-	-	-	U	U	N
1521	Unnamed Lake	P2-9	-	12-Sep-16	Fall	MT	-	FNDC	-	-	-	U	U	N
1522	Unnamed Lake	P2-9	-	12-Sep-16	Fall	MT	-	FNDC	-	-	-	U	U	N
1523	Unnamed Lake	P2-9	-	12-Sep-16	Fall	MT	-	FNDC	-	-	-	U	U	N
1524	Unnamed Lake	P2-9	-	12-Sep-16	Fall	MT	-	FNDC	-	-	-	U	U	N
1525	Unnamed Lake	P2-9	-	12-Sep-16	Fall	MT	-	FNDC	-	-	-	U	U	N
1526	Unnamed Lake	P2-9	-	12-Sep-16	Fall	MT	-	FNDC	-	-	-	U	U	N
1527	Unnamed Lake	P2-9	-	12-Sep-16	Fall	MT	-	FNDC	-	-	-	U	U	N
1528	Unnamed Lake	P2-9	-	12-Sep-16	Fall	MT	-	FNDC	-	-	-	U	U	N
1529	Unnamed Lake	P2-9	-	12-Sep-16	Fall	MT	-	FNDC	-	-	-	U	U	N

Fish #	Stream/River or Waterbody Name	Site	Stream Order	Date	Season	Method[1]	Fish ID	Fish Species[2]	Length (mm)[3]	Weight (g)	Condition[4]	Maturity[5]	Sex[6]	Fish Toxicology (Y/N)[7]
1530	Unnamed Lake	P2-9	-	12-Sep-16	Fall	MT	-	FNDC	-	-	-	U	U	N
1531	Unnamed Lake	P2-9	-	12-Sep-16	Fall	MT	-	FNDC	-	-	-	U	U	N
1532	Unnamed Lake	P2-9	-	12-Sep-16	Fall	MT	-	FNDC	-	-	-	U	U	N
1533	Unnamed Lake	P2-9	-	12-Sep-16	Fall	MT	-	FNDC	-	-	-	U	U	N
1534	Unnamed Lake	P2-9	-	12-Sep-16	Fall	MT	-	FNDC	-	-	-	U	U	N
1535	Unnamed Lake	P2-9	-	12-Sep-16	Fall	MT	-	FNDC	-	-	-	U	U	N
1536	Unnamed Lake	P2-9	-	12-Sep-16	Fall	MT	-	FNDC	-	-	-	U	U	N
1537	Unnamed Lake	P2-9	-	12-Sep-16	Fall	MT	-	FNDC	-	-	-	U	U	N
1538	Unnamed Lake	P2-9	-	12-Sep-16	Fall	MT	-	FNDC	-	-	-	U	U	N
1539	Unnamed Lake	P2-9	-	12-Sep-16	Fall	MT	-	FNDC	-	-	-	U	U	N
1540	Unnamed Lake	P2-9	-	12-Sep-16	Fall	MT	-	FNDC	-	-	-	U	U	N
1541	Unnamed Lake	P2-9	-	12-Sep-16	Fall	MT	-	FNDC	-	-	-	U	U	N
1542	Unnamed Lake	P2-9	-	12-Sep-16	Fall	MT	-	FNDC	-	-	-	U	U	N
1543	Unnamed Lake	P2-9	-	12-Sep-16	Fall	MT	-	FNDC	-	-	-	U	U	N
1544	Unnamed Lake	P2-9	-	12-Sep-16	Fall	MT	-	FNDC	-	-	-	U	U	N
1545	Unnamed Lake	P2-9	-	12-Sep-16	Fall	MT	-	FNDC	-	-	-	U	U	N
1546	Unnamed Lake	P2-9	-	12-Sep-16	Fall	MT	-	FNDC	-	-	-	U	U	N
1547	Unnamed Lake	P2-10	-	13-Jun-17	Spring	MT	1	FTMN	70	-	-	U	U	N
1548	Unnamed Lake	P2-10	-	13-Jun-17	Spring	MT	2	FTMN	55	-	-	U	U	N
1549	Unnamed Lake	P2-10	-	13-Jun-17	Spring	MT	3	FTMN	61	-	-	U	U	N
1550	Unnamed Lake	P2-10	-	13-Jun-17	Spring	MT	4	FTMN	67	-	-	U	U	N
1551	Unnamed Lake	P2-10	-	13-Jun-17	Spring	MT	5	FTMN	50	-	-	U	U	N
1552	Unnamed Lake	P2-10	-	13-Jun-17	Spring	MT	6	BRST	50	-	-	U	U	N
1553	Unnamed Lake	P2-10	-	13-Jun-17	Spring	MT	7	BRST	60	-	-	U	U	N
1554	Unnamed Lake	P2-10	-	13-Jun-17	Spring	MT	8	BRST	61	-	-	U	U	N
1555	Unnamed Lake	P2-10	-	13-Jun-17	Spring	MT	9	BRST	61	-	-	U	U	N
1556	Unnamed Lake	P2-10	-	13-Jun-17	Spring	MT	10	FTMN	50	-	-	U	U	N
1557	Unnamed Lake	P2-10	-	13-Jun-17	Spring	MT	11	FTMN	51	-	-	U	U	N
1558	Unnamed Lake	P2-10	-	13-Jun-17	Spring	MT	12	FTMN	63	-	-	U	U	N
1559	Unnamed Lake	P2-10	-	13-Jun-17	Spring	MT	13	FTMN	60	-	-	U	U	N

Fish #	Stream/River or Waterbody Name	Site	Stream Order	Date	Season	Method[1]	Fish ID	Fish Species[2]	Length (mm)[3]	Weight (g)	Condition[4]	Maturity[5]	Sex[6]	Fish Toxicology (Y/N)[7]
1560	Unnamed Lake	P2-10	-	13-Jun-17	Spring	MT	14	FTMN	50	-	-	U	U	N
1561	Unnamed Lake	P2-10	-	13-Jun-17	Spring	MT	15	FTMN	63	-	-	U	U	N
1562	Unnamed Lake	P2-10	-	13-Jun-17	Spring	MT	16	FTMN	66	-	-	U	U	N
1563	Unnamed Lake	P2-10	-	13-Jun-17	Spring	MT	17	BRST	45	-	-	U	U	N
1564	Unnamed Lake	P2-10	-	13-Jun-17	Spring	MT	18	BRST	50	-	-	U	U	N
1565	Unnamed Lake	P2-10	-	13-Jun-17	Spring	MT	19	BRST	45	-	-	U	U	N
1566	Unnamed Lake	P2-10	-	13-Jun-17	Spring	MT	20	BRST	48	-	-	U	U	N
1567	Unnamed Lake	P2-10	-	13-Jun-17	Spring	MT	21	BRST	50	-	-	U	U	N
1568	Unnamed Lake	P2-10	-	13-Jun-17	Spring	MT	22	BRST	61	-	-	U	U	N
1569	Unnamed Lake	P2-10	-	13-Jun-17	Spring	MT	23	BRST	45	-	-	U	U	N
1570	Unnamed Lake	P2-10	-	13-Jun-17	Spring	MT	24	BRST	55	-	-	U	U	N
1571	Unnamed Lake	P2-10	-	13-Jun-17	Spring	MT	25	BRST	52	-	-	U	U	N
1572	Unnamed Lake	P2-10	-	13-Jun-17	Spring	MT	26	BRST	45	-	-	U	U	N
1573	Unnamed Lake	P2-10	-	13-Jun-17	Spring	MT	27	BRST	45	-	-	U	U	N
1574	Unnamed Lake	P2-10	-	13-Jun-17	Spring	MT	28	BRST	45	-	-	U	U	N
1575	Unnamed Lake	P2-10	-	13-Jun-17	Spring	MT	29	FTMN	60	-	-	U	U	N
1576	Unnamed Lake	P2-10	-	13-Jun-17	Spring	MT	30	FTMN	45	-	-	U	U	N
1577	Unnamed Lake	P2-10	-	13-Jun-17	Spring	MT	31	FTMN	55	-	-	U	U	N
1578	Unnamed Lake	P2-10	-	13-Jun-17	Spring	MT	32	FTMN	55	-	-	U	U	N
1579	Unnamed Lake	P2-10	-	13-Jun-17	Spring	MT	33	FTMN	62	-	-	U	U	N
1580	Unnamed Lake	P2-10	-	13-Jun-17	Spring	MT	34	FTMN	60	-	-	U	U	N
1581	Unnamed Lake	P2-10	-	13-Jun-17	Spring	MT	35	BRST	45	-	-	U	U	N
1582	Unnamed Lake	P2-10	-	13-Jun-17	Spring	MT	36	FTMN	60	-	-	U	U	N
1583	Unnamed Lake	P2-10	-	13-Jun-17	Spring	MT	37	FTMN	55	-	-	U	U	N
1584	Unnamed Lake	P2-10	-	13-Jun-17	Spring	MT	38	FTMN	55	-	-	U	U	N
1585	Unnamed Lake	P2-10	-	13-Jun-17	Spring	MT	39	FTMN	56	-	-	U	U	N
1586	Unnamed Lake	P2-10	-	13-Jun-17	Spring	MT	40	FTMN	61	-	-	U	U	N
1587	Unnamed Lake	P2-10	-	13-Jun-17	Spring	MT	41	FTMN	55	-	-	U	U	N
1588	Unnamed Lake	P2-10	-	13-Jun-17	Spring	MT	42	FTMN	60	-	-	U	U	N
1589	Unnamed Lake	P2-10	-	13-Jun-17	Spring	MT	43	FTMN	60	-	-	U	U	N

Fish #	Stream/River or Waterbody Name	Site	Stream Order	Date	Season	Method[1]	Fish ID	Fish Species[2]	Length (mm)[3]	Weight (g)	Condition[4]	Maturity[5]	Sex[6]	Fish Toxicology (Y/N)[7]
1590	Unnamed Lake	P2-10	-	13-Jun-17	Spring	MT	44	FTMN	40	-	-	U	U	N
1591	Unnamed Lake	P2-10	-	13-Jun-17	Spring	MT	45	FTMN	67	-	-	U	U	N
1592	Unnamed Lake	P2-10	-	13-Jun-17	Spring	MT	46	FTMN	59	-	-	U	U	N
1593	Unnamed Lake	P2-10	-	13-Jun-17	Spring	MT	47	BRST	56	-	-	U	U	N
1594	Unnamed Lake	P2-10	-	13-Jun-17	Spring	MT	48	FTMN	50	-	-	U	U	N
1595	Unnamed Lake	P2-10	-	13-Jun-17	Spring	MT	49	FTMN	65	-	-	U	U	N
1596	Unnamed Lake	P2-10	-	13-Jun-17	Spring	MT	50	FTMN	50	-	-	U	U	N
1597	Unnamed Lake	P2-10	-	13-Jun-17	Spring	MT	51	FTMN	60	-	-	U	U	N
1598	Unnamed Lake	P2-10	-	13-Jun-17	Spring	MT	52	BRST	59	-	-	U	U	N
1599	Unnamed Lake	P2-10	-	13-Jun-17	Spring	MT	53	FTMN	60	-	-	U	U	N
1600	Unnamed Lake	P2-10	-	13-Jun-17	Spring	MT	54	FTMN	50	-	-	U	U	N
1601	Unnamed Lake	P2-10	-	13-Jun-17	Spring	MT	55	FTMN	61	-	-	U	U	N
1602	Unnamed Lake	P2-10	-	13-Jun-17	Spring	MT	56	FTMN	60	-	-	U	U	N
1603	Unnamed Lake	P2-10	-	13-Jun-17	Spring	MT	57	FTMN	65	-	-	U	U	N
1604	Unnamed Lake	P2-10	-	13-Jun-17	Spring	MT	58	FTMN	60	-	-	U	U	N
1605	Unnamed Lake	P2-10	-	13-Jun-17	Spring	MT	59	FTMN	60	-	-	U	U	N
1606	Unnamed Lake	P2-10	-	13-Jun-17	Spring	MT	60	FTMN	55	-	-	U	U	N
1607	Unnamed Lake	P2-10	-	13-Jun-17	Spring	MT	61	FTMN	55	-	-	U	U	N
1608	Unnamed Lake	P2-10	-	13-Jun-17	Spring	MT	62	FTMN	65	-	-	U	U	N
1609	Unnamed Lake	P2-10	-	13-Jun-17	Spring	MT	63	FTMN	60	-	-	U	U	N
1610	Unnamed Lake	P2-10	-	13-Jun-17	Spring	MT	64	FTMN	60	-	-	U	U	N
1611	Unnamed Lake	P2-10	-	13-Jun-17	Spring	MT	65	FTMN	60	-	-	U	U	N
1612	Unnamed Lake	P2-10	-	13-Jun-17	Spring	MT	66	FTMN	65	-	-	U	U	N
1613	Unnamed Lake	P2-10	-	13-Jun-17	Spring	MT	67	FTMN	70	-	-	U	U	N
1614	Unnamed Lake	P2-10	-	13-Jun-17	Spring	MT	68	BRST	60	-	-	U	U	N
1615	Unnamed Lake	P2-10	-	13-Jun-17	Spring	MT	69	FTMN	60	-	-	U	U	N
1616	Unnamed Lake	P2-10	-	13-Jun-17	Spring	MT	70	FTMN	60	-	-	U	U	N
1617	Unnamed Lake	P2-10	-	13-Jun-17	Spring	MT	71	FTMN	60	-	-	U	U	N
1618	Unnamed Lake	P2-10	-	13-Jun-17	Spring	MT	72	FTMN	55	-	-	U	U	N
1619	Unnamed Lake	P2-10	-	13-Jun-17	Spring	MT	73	FTMN	55	-	-	U	U	N

Fish #	Stream/River or Waterbody Name	Site	Stream Order	Date	Season	Method[1]	Fish ID	Fish Species[2]	Length (mm)[3]	Weight (g)	Condition[4]	Maturity[5]	Sex[6]	Fish Toxicology (Y/N)[7]
1620	Unnamed Lake	P2-10	-	13-Jun-17	Spring	MT	74	FTMN	63	-	-	U	U	N
1621	Unnamed Lake	P2-10	-	13-Jun-17	Spring	MT	75	FTMN	55	-	-	U	U	N
1622	Unnamed Lake	P2-10	-	13-Jun-17	Spring	MT	76	BRST	60	-	-	U	U	N
1623	Unnamed Lake	P2-10	-	13-Jun-17	Spring	MT	77	BRST	50	-	-	U	U	N
1624	Unnamed Lake	P2-10	-	13-Jun-17	Spring	MT	78	BRST	45	-	-	U	U	N
1625	Unnamed Lake	P2-10	-	13-Jun-17	Spring	MT	79	FTMN	50	-	-	U	U	N
1626	Unnamed Lake	P2-10	-	13-Jun-17	Spring	MT	80	FTMN	45	-	-	U	U	N
1627	Unnamed Lake	P2-10	-	13-Jun-17	Spring	MT	81	FTMN	50	-	-	U	U	N
1628	Unnamed Lake	P2-10	-	13-Jun-17	Spring	MT	82	FTMN	55	-	-	U	U	N
1629	Unnamed Lake	P2-10	-	13-Jun-17	Spring	MT	83	FTMN	65	-	-	U	U	N
1630	Unnamed Lake	P2-10	-	13-Jun-17	Spring	MT	84	FTMN	65	-	-	U	U	N
1631	Unnamed Lake	P2-10	-	13-Jun-17	Spring	MT	85	FTMN	55	-	-	U	U	N
1632	Unnamed Lake	P2-10	-	13-Jun-17	Spring	MT	86	FTMN	55	-	-	U	U	N
1633	Unnamed Lake	P2-10	-	13-Jun-17	Spring	MT	87	FTMN	60	-	-	U	U	N
1634	Unnamed Lake	P2-10	-	13-Jun-17	Spring	MT	88	FTMN	67	-	-	U	U	N
1635	Unnamed Lake	P2-10	-	13-Jun-17	Spring	MT	89	FTMN	55	-	-	U	U	N
1636	Unnamed Lake	P2-10	-	13-Jun-17	Spring	MT	90	FTMN	45	-	-	U	U	N
1637	Unnamed Lake	P2-10	-	13-Jun-17	Spring	MT	91	FTMN	55	-	-	U	U	N
1638	Unnamed Lake	P2-10	-	13-Jun-17	Spring	MT	92	FTMN	65	-	-	U	U	N
1639	Unnamed Lake	P2-10	-	13-Jun-17	Spring	MT	93	FTMN	62	-	-	U	U	N
1640	Unnamed Lake	P2-10	-	13-Jun-17	Spring	MT	94	FTMN	64	-	-	U	U	N
1641	Unnamed Lake	P2-10	-	13-Jun-17	Spring	MT	95	FTMN	65	-	-	U	U	N
1642	Unnamed Lake	P2-10	-	13-Jun-17	Spring	MT	96	FTMN	64	-	-	U	U	N
1643	Unnamed Lake	P2-10	-	13-Jun-17	Spring	MT	97	BRST	70	-	-	U	U	N
1644	Unnamed Lake	P2-10	-	13-Jun-17	Spring	MT	98	BRST	55	-	-	U	U	N
1645	Unnamed Lake	P2-10	-	13-Jun-17	Spring	MT	99	BRST	55	-	-	U	U	N
1646	Unnamed Lake	P2-10	-	13-Jun-17	Spring	MT	100	FTMN	60	-	-	U	U	N
1647	Unnamed Lake	P2-10	-	13-Jun-17	Spring	MT	101	FTMN	50	-	-	U	U	N
1648	Unnamed Lake	P2-10	-	13-Jun-17	Spring	MT	102	FTMN	65	-	-	U	U	N
1649	Unnamed Lake	P2-10	-	13-Jun-17	Spring	MT	103	FTMN	60	-	-	U	U	N

Fish #	Stream/River or Waterbody Name	Site	Stream Order	Date	Season	Method[1]	Fish ID	Fish Species[2]	Length (mm)[3]	Weight (g)	Condition[4]	Maturity[5]	Sex[6]	Fish Toxicology (Y/N)[7]
1650	Unnamed Lake	P2-10	-	13-Jun-17	Spring	MT	104	FTMN	60	-	-	U	U	N
1651	Unnamed Lake	P2-10	-	13-Jun-17	Spring	MT	105	FTMN	45	-	-	U	U	N
1652	Unnamed Lake	P2-10	-	13-Jun-17	Spring	MT	106	BRST	50	-	-	U	U	N
1653	Unnamed Lake	P2-10	-	13-Jun-17	Spring	MT	107	BRST	50	-	-	U	U	N
1654	Unnamed Lake	P2-10	-	13-Jun-17	Spring	MT	108	FTMN	65	-	-	U	U	N
1655	Unnamed Lake	P2-10	-	13-Jun-17	Spring	MT	109	FTMN	52	-	-	U	U	N
1656	Unnamed Lake	P2-10	-	13-Jun-17	Spring	MT	110	FTMN	60	-	-	U	U	N
1657	Unnamed Lake	P2-10	-	13-Jun-17	Spring	MT	111	FTMN	65	-	-	U	U	N
1658	Unnamed Lake	P2-10	-	13-Jun-17	Spring	MT	112	FTMN	55	-	-	U	U	N
1659	Unnamed Lake	P2-10	-	13-Jun-17	Spring	MT	113	FTMN	60	-	-	U	U	N
1660	Unnamed Lake	P2-10	-	13-Jun-17	Spring	MT	114	FTMN	65	-	-	U	U	N
1661	Unnamed Lake	P2-10	-	13-Jun-17	Spring	MT	115	FTMN	55	-	-	U	U	N
1662	Unnamed Lake	P2-10	-	13-Jun-17	Spring	MT	116	BRST	50	-	-	U	U	N
1663	Unnamed Lake	P2-10	-	13-Jun-17	Spring	MT	117	BRST	52	-	-	U	U	N
1664	Unnamed Lake	P2-10	-	13-Jun-17	Spring	MT	118	FTMN	55	-	-	U	U	N
1665	Unnamed Lake	P2-10	-	13-Jun-17	Spring	MT	119	BRST	45	-	-	U	U	N
1666	Unnamed Lake	P2-10	-	13-Jun-17	Spring	MT	120	FTMN	65	-	-	U	U	N
1667	Unnamed Lake	P2-10	-	13-Jun-17	Spring	MT	121	FTMN	50	-	-	U	U	N
1668	Unnamed Lake	P2-10	-	13-Jun-17	Spring	MT	122	FTMN	65	-	-	U	U	N
1669	Unnamed Lake	P2-10	-	13-Jun-17	Spring	MT	123	FTMN	65	-	-	U	U	N
1670	Unnamed Lake	P2-10	-	13-Jun-17	Spring	MT	124	FTMN	70	-	-	U	U	N
1671	Unnamed Lake	P2-10	-	13-Jun-17	Spring	MT	125	FTMN	65	-	-	U	U	N
1672	Unnamed Lake	P2-10	-	13-Jun-17	Spring	MT	126	FTMN	60	-	-	U	U	N
1673	Unnamed Lake	P2-10	-	13-Jun-17	Spring	MT	127	FTMN	55	-	-	U	U	N
1674	Unnamed Lake	P2-10	-	13-Jun-17	Spring	MT	128	FTMN	60	-	-	U	U	N
1675	Unnamed Lake	P2-10	-	13-Jun-17	Spring	MT	129	FTMN	50	-	-	U	U	N
1676	Unnamed Lake	P2-10	-	13-Jun-17	Spring	MT	130	FTMN	64	-	-	U	U	N
1677	Unnamed Lake	P2-10	-	13-Jun-17	Spring	MT	131	FTMN	45	-	-	U	U	N
1678	Unnamed Lake	P2-10	-	13-Jun-17	Spring	MT	132	BRST	40	-	-	U	U	N
1679	Unnamed Lake	P2-10	-	13-Jun-17	Spring	MT	133	FTMN	50	-	-	U	U	N

Fish #	Stream/River or Waterbody Name	Site	Stream Order	Date	Season	Method[1]	Fish ID	Fish Species[2]	Length (mm)[3]	Weight (g)	Condition[4]	Maturity[5]	Sex[6]	Fish Toxicology (Y/N)[7]
1680	Unnamed Lake	P2-10	-	13-Jun-17	Spring	MT	134	FTMN	51	-	-	U	U	N
1681	Unnamed Lake	P2-10	-	13-Jun-17	Spring	MT	135	BRST	51	-	-	U	U	N
1682	Unnamed Lake	P2-10	-	13-Jun-17	Spring	MT	136	BRST	50	-	-	U	U	N
1683	Unnamed Lake	P2-10	-	13-Jun-17	Spring	MT	137	BRST	40	-	-	U	U	N
1684	Unnamed Lake	P2-10	-	13-Jun-17	Spring	MT	138	BRST	55	-	-	U	U	N
1685	Unnamed Lake	P2-10	-	13-Jun-17	Spring	MT	139	BRST	45	-	-	U	U	N
1686	Unnamed Lake	P2-10	-	13-Jun-17	Spring	MT	140	BRST	45	-	-	U	U	N
1687	Unnamed Lake	P2-10	-	13-Jun-17	Spring	MT	141	BRST	60	-	-	U	U	N
1688	Unnamed Lake	P2-10	-	13-Jun-17	Spring	MT	142	BRST	60	-	-	U	U	N
1689	Unnamed Lake	P2-10	-	13-Jun-17	Spring	MT	143	BRST	60	-	-	U	U	N
1690	Unnamed Lake	P2-10	-	13-Jun-17	Spring	MT	144	BRST	60	-	-	U	U	N
1691	Unnamed Lake	P2-10	-	13-Jun-17	Spring	MT	145	BRST	65	-	-	U	U	N
1692	Unnamed Lake	P2-10	-	13-Jun-17	Spring	MT	146	BRST	45	-	-	U	U	N
1693	Unnamed Lake	P2-10	-	13-Jun-17	Spring	MT	147	BRST	50	-	-	U	U	N
1694	Unnamed Lake	P2-10	-	13-Jun-17	Spring	MT	148	BRST	45	-	-	U	U	N
1695	Unnamed Lake	P2-10	-	13-Jun-17	Spring	MT	149	BRST	60	-	-	U	U	N
1696	Unnamed Lake	P2-10	-	13-Jun-17	Spring	MT	150	BRST	60	-	-	U	U	N
1697	Unnamed Lake	P2-10	-	13-Jun-17	Spring	MT	151	BRST	45	-	-	U	U	N
1698	Unnamed Lake	P2-10	-	13-Jun-17	Spring	MT	152	BRST	55	-	-	U	U	N
1699	Unnamed Lake	P2-10	-	13-Jun-17	Spring	MT	153	BRST	40	-	-	U	U	N
1700	Unnamed Lake	P2-10	-	13-Jun-17	Spring	MT	154	BRST	50	-	-	U	U	N
1701	Unnamed Lake	P2-10	-	13-Jun-17	Spring	MT	155	BRST	50	-	-	U	U	N
1702	Unnamed Lake	P2-10	-	13-Jun-17	Spring	MT	156	BRST	50	-	-	U	U	N
1703	Unnamed Lake	P2-10	-	13-Jun-17	Spring	MT	157	BRST	40	-	-	U	U	N
1704	Unnamed Lake	P2-10	-	13-Jun-17	Spring	MT	158	BRST	55	-	-	U	U	N
1705	Unnamed Lake	P2-10	-	13-Jun-17	Spring	MT	159	BRST	40	-	-	U	U	N
1706	Unnamed Lake	P2-10	-	13-Jun-17	Spring	MT	160	BRST	45	-	-	U	U	N
1707	Unnamed Lake	P2-10	-	13-Jun-17	Spring	MT	161	BRST	45	-	-	U	U	N
1708	Unnamed Lake	P2-10	-	13-Jun-17	Spring	MT	162	BRST	45	-	-	U	U	N
1709	Unnamed Lake	P2-10	-	13-Jun-17	Spring	MT	163	BRST	45	-	-	U	U	N

Fish #	Stream/River or Waterbody Name	Site	Stream Order	Date	Season	Method[1]	Fish ID	Fish Species[2]	Length (mm)[3]	Weight (g)	Condition[4]	Maturity[5]	Sex[6]	Fish Toxicology (Y/N)[7]
1710	Unnamed Lake	P2-10	-	13-Jun-17	Spring	MT	164	BRST	50	-	-	U	U	N
1711	Unnamed Lake	P2-10	-	13-Jun-17	Spring	MT	165	BRST	64	-	-	U	U	N
1712	Unnamed Lake	P2-10	-	13-Jun-17	Spring	MT	166	BRST	55	-	-	U	U	N
1713	Unnamed Lake	P2-10	-	13-Jun-17	Spring	MT	167	BRST	60	-	-	U	U	N
1714	Unnamed Lake	P2-10	-	13-Jun-17	Spring	MT	168	BRST	55	-	-	U	U	N
1715	Unnamed Lake	P2-10	-	13-Jun-17	Spring	MT	169	BRST	55	-	-	U	U	N
1716	Unnamed Lake	P2-10	-	13-Jun-17	Spring	MT	170	BRST	55	-	-	U	U	N
1717	Unnamed Lake	P2-10	-	13-Jun-17	Spring	MT	171	BRST	45	-	-	U	U	N
1718	Unnamed Lake	P2-10	-	13-Jun-17	Spring	MT	172	BRST	45	-	-	U	U	N
1719	Unnamed Lake	P2-10	-	13-Jun-17	Spring	MT	173	BRST	42	-	-	U	U	N
1720	Unnamed Lake	P2-10	-	13-Jun-17	Spring	MT	174	BRST	45	-	-	U	U	N
1721	Unnamed Lake	P2-10	-	13-Jun-17	Spring	MT	175	BRST	60	-	-	U	U	N
1722	Unnamed Lake	P2-10	-	13-Jun-17	Spring	MT	176	BRST	60	-	-	U	U	N
1723	Unnamed Lake	P2-10	-	13-Jun-17	Spring	MT	177	BRST	52	-	-	U	U	N
1724	Unnamed Lake	P2-10	-	13-Jun-17	Spring	MT	178	BRST	40	-	-	U	U	N
1725	Unnamed Lake	P2-10	-	13-Jun-17	Spring	MT	179	BRST	60	-	-	U	U	N
1726	Unnamed Lake	P2-10	-	13-Jun-17	Spring	MT	180	BRST	55	-	-	U	U	N
1727	Unnamed Lake	P2-10	-	13-Jun-17	Spring	MT	181	BRST	55	-	-	U	U	N
1728	Unnamed Lake	P2-10	-	13-Jun-17	Spring	MT	182	BRST	60	-	-	U	U	N
1729	Unnamed Lake	P2-10	-	13-Jun-17	Spring	MT	183	BRST	50	-	-	U	U	N
1730	Unnamed Lake	P2-10	-	13-Jun-17	Spring	MT	184	BRST	45	-	-	U	U	N
1731	Unnamed Lake	P2-10	-	13-Jun-17	Spring	MT	185	BRST	50	-	-	U	U	N
1732	Unnamed Lake	P2-10	-	13-Jun-17	Spring	MT	186	BRST	50	-	-	U	U	N
1733	Unnamed Lake	P2-10	-	13-Jun-17	Spring	MT	187	BRST	55	-	-	U	U	N
1734	Unnamed Lake	P2-10	-	13-Jun-17	Spring	MT	188	BRST	55	-	-	U	U	N
1735	Unnamed Lake	P2-10	-	13-Jun-17	Spring	MT	189	BRST	60	-	-	U	U	N
1736	Unnamed Lake	P2-10	-	13-Jun-17	Spring	MT	190	BRST	45	-	-	U	U	N
1737	Unnamed Lake	P2-10	-	13-Jun-17	Spring	MT	191	BRST	50	-	-	U	U	N
1738	Unnamed Lake	P2-10	-	13-Jun-17	Spring	MT	192	BRST	48	-	-	U	U	N
1739	Unnamed Lake	P2-10	-	13-Jun-17	Spring	MT	193	BRST	60	-	-	U	U	N

Fish #	Stream/River or Waterbody Name	Site	Stream Order	Date	Season	Method[1]	Fish ID	Fish Species[2]	Length (mm)[3]	Weight (g)	Condition[4]	Maturity[5]	Sex[6]	Fish Toxicology (Y/N)[7]
1740	Unnamed Lake	P2-10	-	13-Jun-17	Spring	MT	194	BRST	45	-	-	U	U	N
1741	Unnamed Lake	P2-10	-	13-Jun-17	Spring	MT	195	BRST	60	-	-	U	U	N
1742	Unnamed Lake	P2-10	-	13-Jun-17	Spring	MT	196	BRST	45	-	-	U	U	N
1743	Unnamed Lake	P2-10	-	13-Jun-17	Spring	MT	197	BRST	45	-	-	U	U	N
1744	Unnamed Lake	P2-10	-	13-Jun-17	Spring	MT	198	BRST	50	-	-	U	U	N
1745	Unnamed Lake	P2-10	-	13-Jun-17	Spring	MT	199	BRST	60	-	-	U	U	N
1746	Unnamed Lake	P2-10	-	13-Jun-17	Spring	MT	200	BRST	45	-	-	U	U	N
1747	Unnamed Lake	P2-10	-	13-Jun-17	Spring	MT	201	BRST	55	-	-	U	U	N
1748	Unnamed Lake	P2-10	-	13-Jun-17	Spring	MT	202	BRST	50	-	-	U	U	N
1749	Unnamed Lake	P2-10	-	13-Jun-17	Spring	MT	203	BRST	55	-	-	U	U	N
1750	Unnamed Lake	P2-10	-	13-Jun-17	Spring	MT	204	BRST	45	-	-	U	U	N
1751	Unnamed Lake	P2-10	-	13-Jun-17	Spring	MT	205	BRST	55	-	-	U	U	N
1752	Unnamed Lake	P2-10	-	13-Jun-17	Spring	MT	206	FTMN	-	-	-	U	U	N
1753	Unnamed Lake	P2-10	-	13-Jun-17	Spring	MT	207	FTMN	-	-	-	U	U	N
1754	Unnamed Lake	P2-10	-	13-Jun-17	Spring	MT	208	FTMN	-	-	-	U	U	N
1755	Unnamed Lake	P2-10	-	13-Jun-17	Spring	MT	209	FTMN	-	-	-	U	U	N
1756	Unnamed Lake	P2-10	-	13-Jun-17	Spring	MT	210	FTMN	-	-	-	U	U	N
1757	Unnamed Lake	P2-10	-	13-Jun-17	Spring	MT	211	FTMN	-	-	-	U	U	N
1758	Unnamed Lake	P2-10	-	13-Jun-17	Spring	MT	212	FTMN	-	-	-	U	U	N
1759	Unnamed Lake	P2-10	-	13-Jun-17	Spring	MT	213	FTMN	-	-	-	U	U	N
1760	Unnamed Lake	P2-10	-	13-Jun-17	Spring	MT	214	FTMN	-	-	-	U	U	N
1761	Unnamed Lake	P2-10	-	13-Jun-17	Spring	MT	215	FTMN	-	-	-	U	U	N
1762	Unnamed Lake	P2-10	-	13-Jun-17	Spring	MT	216	FTMN	-	-	-	U	U	N
1763	Unnamed Lake	P2-10	-	13-Jun-17	Spring	MT	217	FTMN	-	-	-	U	U	N
1764	Unnamed Lake	P2-10	-	13-Jun-17	Spring	MT	218	FTMN	-	-	-	U	U	N
1765	Unnamed Lake	P2-10	-	13-Jun-17	Spring	MT	219	FTMN	-	-	-	U	U	N
1766	Unnamed Lake	P2-10	-	13-Jun-17	Spring	MT	220	FTMN	-	-	-	U	U	N
1767	Unnamed Lake	P2-10	-	13-Jun-17	Spring	MT	221	FTMN	-	-	-	U	U	N
1768	Unnamed Lake	P2-10	-	13-Jun-17	Spring	MT	222	FTMN	-	-	-	U	U	N
1769	Unnamed Lake	P2-10	-	13-Jun-17	Spring	MT	223	FTMN	-	-	-	U	U	N

Fish #	Stream/River or Waterbody Name	Site	Stream Order	Date	Season	Method[1]	Fish ID	Fish Species[2]	Length (mm)[3]	Weight (g)	Condition[4]	Maturity[5]	Sex[6]	Fish Toxicology (Y/N)[7]
1770	Unnamed Lake	P2-10	-	13-Jun-17	Spring	MT	224	FTMN	-	-	-	U	U	N
1771	Unnamed Lake	P2-10	-	13-Jun-17	Spring	MT	225	FTMN	-	-	-	U	U	N
1772	Unnamed Lake	P2-10	-	13-Jun-17	Spring	MT	226	FTMN	-	-	-	U	U	N
1773	Unnamed Lake	P2-10	-	13-Jun-17	Spring	MT	227	FTMN	-	-	-	U	U	N
1774	Unnamed Lake	P2-10	-	13-Jun-17	Spring	MT	228	FTMN	-	-	-	U	U	N
1775	Unnamed Lake	P2-10	-	13-Jun-17	Spring	MT	229	FTMN	-	-	-	U	U	N
1776	Unnamed Lake	P2-10	-	13-Jun-17	Spring	MT	230	FTMN	-	-	-	U	U	N
1777	Unnamed Lake	P2-10	-	13-Jun-17	Spring	MT	231	FTMN	-	-	-	U	U	N
1778	Unnamed Lake	P2-10	-	13-Jun-17	Spring	MT	232	FTMN	-	-	-	U	U	N
1779	Unnamed Lake	P2-10	-	13-Jun-17	Spring	MT	233	FTMN	-	-	-	U	U	N
1780	Unnamed Lake	P2-10	-	13-Jun-17	Spring	MT	234	FTMN	-	-	-	U	U	N
1781	Unnamed Lake	P2-10	-	13-Jun-17	Spring	MT	235	FTMN	-	-	-	U	U	N
1782	Unnamed Lake	P2-10	-	13-Jun-17	Spring	MT	236	FTMN	-	-	-	U	U	N
1783	Unnamed Lake	P2-10	-	13-Jun-17	Spring	MT	237	FTMN	-	-	-	U	U	N
1784	Unnamed Lake	P2-10	-	13-Jun-17	Spring	MT	238	FTMN	-	-	-	U	U	N
1785	Unnamed Lake	P2-10	-	13-Jun-17	Spring	MT	239	FTMN	-	-	-	U	U	N
1786	Unnamed Lake	P2-10	-	13-Jun-17	Spring	MT	240	FTMN	-	-	-	U	U	N
1787	Unnamed Lake	P2-10	-	13-Jun-17	Spring	MT	241	FTMN	-	-	-	U	U	N
1788	Unnamed Lake	P2-10	-	13-Jun-17	Spring	MT	242	FTMN	-	-	-	U	U	N
1789	Unnamed Lake	P2-10	-	13-Jun-17	Spring	MT	243	FTMN	-	-	-	U	U	N
1790	Unnamed Lake	P2-10	-	13-Jun-17	Spring	MT	244	FTMN	-	-	-	U	U	N
1791	Unnamed Lake	P2-10	-	13-Jun-17	Spring	MT	245	FTMN	-	-	-	U	U	N
1792	Unnamed Lake	P2-10	-	13-Jun-17	Spring	MT	246	FTMN	-	-	-	U	U	N
1793	Unnamed Lake	P2-10	-	13-Jun-17	Spring	MT	247	FTMN	-	-	-	U	U	N
1794	Unnamed Lake	P2-10	-	13-Jun-17	Spring	MT	248	FTMN	-	-	-	U	U	N
1795	Unnamed Lake	P2-10	-	13-Jun-17	Spring	MT	249	FTMN	-	-	-	U	U	N
1796	Unnamed Lake	P2-10	-	13-Jun-17	Spring	MT	250	FTMN	-	-	-	U	U	N
1797	Unnamed Lake	P2-10	-	13-Jun-17	Spring	MT	251	FTMN	-	-	-	U	U	N
1798	Unnamed Lake	P2-10	-	13-Jun-17	Spring	MT	252	FTMN	-	-	-	U	U	N
1799	Unnamed Lake	P2-10	-	13-Jun-17	Spring	MT	253	FTMN	-	-	-	U	U	N

Fish #	Stream/River or Waterbody Name	Site	Stream Order	Date	Season	Method[1]	Fish ID	Fish Species[2]	Length (mm)[3]	Weight (g)	Condition[4]	Maturity[5]	Sex[6]	Fish Toxicology (Y/N)[7]
1800	Unnamed Lake	P2-10	-	13-Jun-17	Spring	MT	254	FTMN	-	-	-	U	U	N
1801	Unnamed Lake	P2-10	-	13-Jun-17	Spring	MT	255	FTMN	-	-	-	U	U	N
1802	Unnamed Lake	P2-10	-	13-Jun-17	Spring	MT	256	FTMN	-	-	-	U	U	N
1803	Unnamed Lake	P2-10	-	13-Jun-17	Spring	MT	257	FTMN	-	-	-	U	U	N
1804	Unnamed Lake	P2-10	-	13-Jun-17	Spring	MT	258	FTMN	-	-	-	U	U	N
1805	Unnamed Lake	P2-10	-	13-Jun-17	Spring	MT	259	FTMN	-	-	-	U	U	N
1806	Unnamed Lake	P2-10	-	13-Jun-17	Spring	MT	260	FTMN	-	-	-	U	U	N
1807	Unnamed Lake	P2-10	-	13-Jun-17	Spring	MT	261	FTMN	-	-	-	U	U	N
1808	Unnamed Lake	P2-10	-	13-Jun-17	Spring	MT	262	FTMN	-	-	-	U	U	N
1809	Unnamed Lake	P2-10	-	13-Jun-17	Spring	MT	263	FTMN	-	-	-	U	U	N
1810	Unnamed Lake	P2-10	-	13-Jun-17	Spring	MT	264	FTMN	-	-	-	U	U	N
1811	Unnamed Lake	P2-10	-	13-Jun-17	Spring	MT	265	FTMN	-	-	-	U	U	N
1812	Unnamed Lake	P2-10	-	13-Jun-17	Spring	MT	266	FTMN	-	-	-	U	U	N
1813	Unnamed Lake	P2-10	-	13-Jun-17	Spring	MT	267	FTMN	-	-	-	U	U	N
1814	Unnamed Lake	P2-10	-	13-Jun-17	Spring	MT	268	FTMN	-	-	-	U	U	N
1815	Unnamed Lake	P2-10	-	13-Jun-17	Spring	MT	269	FTMN	-	-	-	U	U	N
1816	Unnamed Lake	P2-10	-	13-Jun-17	Spring	MT	270	FTMN	-	-	-	U	U	N
1817	Unnamed Lake	P2-10	-	13-Jun-17	Spring	MT	271	FTMN	-	-	-	U	U	N
1818	Unnamed Lake	P2-10	-	13-Jun-17	Spring	MT	272	FTMN	-	-	-	U	U	N
1819	Unnamed Lake	P2-10	-	13-Jun-17	Spring	MT	273	FTMN	-	-	-	U	U	N
1820	Unnamed Lake	P2-10	-	13-Jun-17	Spring	MT	274	FTMN	-	-	-	U	U	N
1821	Unnamed Lake	P2-10	-	13-Jun-17	Spring	MT	275	FTMN	-	-	-	U	U	N
1822	Unnamed Lake	P2-10	-	13-Jun-17	Spring	MT	276	FTMN	-	-	-	U	U	N
1823	Unnamed Lake	P2-10	-	13-Jun-17	Spring	MT	277	FTMN	-	-	-	U	U	N
1824	Unnamed Lake	P2-10	-	13-Jun-17	Spring	MT	278	FTMN	-	-	-	U	U	N
1825	Unnamed Lake	P2-10	-	13-Jun-17	Spring	MT	279	FTMN	-	-	-	U	U	N
1826	Unnamed Lake	P2-10	-	13-Jun-17	Spring	MT	280	FTMN	-	-	-	U	U	N
1827	Unnamed Lake	P2-10	-	13-Jun-17	Spring	MT	281	FTMN	-	-	-	U	U	N
1828	Unnamed Lake	P2-10	-	13-Jun-17	Spring	MT	282	FTMN	-	-	-	U	U	N
1829	Unnamed Lake	P2-10	-	13-Jun-17	Spring	MT	283	FTMN	-	-	-	U	U	N

Fish #	Stream/River or Waterbody Name	Site	Stream Order	Date	Season	Method[1]	Fish ID	Fish Species[2]	Length (mm)[3]	Weight (g)	Condition[4]	Maturity[5]	Sex[6]	Fish Toxicology (Y/N)[7]
1830	Unnamed Lake	P2-10	-	13-Jun-17	Spring	MT	284	FTMN	-	-	-	U	U	N
1831	Unnamed Lake	P2-10	-	13-Jun-17	Spring	MT	285	FTMN	-	-	-	U	U	N
1832	Unnamed Lake	P2-10	-	13-Jun-17	Spring	MT	286	FTMN	-	-	-	U	U	N
1833	Unnamed Lake	P2-10	-	13-Jun-17	Spring	MT	287	FTMN	-	-	-	U	U	N
1834	Unnamed Lake	P2-10	-	13-Jun-17	Spring	MT	288	FTMN	-	-	-	U	U	N
1835	Unnamed Lake	P2-10	-	13-Jun-17	Spring	MT	289	FTMN	-	-	-	U	U	N
1836	Unnamed Lake	P2-10	-	13-Jun-17	Spring	MT	290	FTMN	-	-	-	U	U	N
1837	Unnamed Lake	P2-10	-	13-Jun-17	Spring	MT	291	FTMN	-	-	-	U	U	N
1838	Unnamed Lake	P2-10	-	13-Jun-17	Spring	MT	292	FTMN	-	-	-	U	U	N
1839	Unnamed Lake	P2-10	-	13-Jun-17	Spring	MT	293	FTMN	-	-	-	U	U	N
1840	Unnamed Lake	P2-10	-	13-Jun-17	Spring	MT	294	FTMN	-	-	-	U	U	N
1841	Unnamed Lake	P2-10	-	13-Jun-17	Spring	MT	295	FTMN	-	-	-	U	U	N
1842	Unnamed Lake	P2-10	-	13-Jun-17	Spring	MT	296	FTMN	-	-	-	U	U	N
1843	Unnamed Lake	P2-10	-	13-Jun-17	Spring	MT	297	FTMN	-	-	-	U	U	N
1844	Unnamed Lake	P2-10	-	13-Jun-17	Spring	MT	298	FTMN	-	-	-	U	U	N
1845	Unnamed Lake	P2-10	-	13-Jun-17	Spring	MT	299	FTMN	-	-	-	U	U	N
1846	Unnamed Lake	P2-10	-	13-Jun-17	Spring	MT	300	FTMN	-	-	-	U	U	N
1847	Unnamed Lake	P2-10	-	13-Jun-17	Spring	MT	301	FTMN	-	-	-	U	U	N
1848	Unnamed Lake	P2-10	-	13-Jun-17	Spring	MT	302	FTMN	-	-	-	U	U	N
1849	Unnamed Lake	P2-10	-	13-Jun-17	Spring	MT	303	FTMN	-	-	-	U	U	N
1850	Unnamed Lake	P2-10	-	13-Jun-17	Spring	MT	304	FTMN	-	-	-	U	U	N
1851	Unnamed Lake	P2-10	-	13-Jun-17	Spring	MT	305	FTMN	-	-	-	U	U	N
1852	Unnamed Lake	P2-10	-	13-Jun-17	Spring	MT	306	FTMN	-	-	-	U	U	N
1853	Unnamed Lake	P2-10	-	13-Jun-17	Spring	MT	307	FTMN	-	-	-	U	U	N
1854	Unnamed Lake	P2-10	-	13-Jun-17	Spring	MT	308	FTMN	-	-	-	U	U	N
1855	Unnamed Lake	P2-10	-	13-Jun-17	Spring	MT	309	FTMN	-	-	-	U	U	N
1856	Unnamed Lake	P2-10	-	13-Jun-17	Spring	MT	310	FTMN	-	-	-	U	U	N
1857	Unnamed Lake	P2-10	-	13-Jun-17	Spring	MT	311	FTMN	-	-	-	U	U	N
1858	Unnamed Lake	P2-10	-	13-Jun-17	Spring	MT	312	FTMN	-	-	-	U	U	N
1859	Unnamed Lake	P2-10	-	13-Jun-17	Spring	MT	313	FTMN	-	-	-	U	U	N

Fish #	Stream/River or Waterbody Name	Site	Stream Order	Date	Season	Method[1]	Fish ID	Fish Species[2]	Length (mm)[3]	Weight (g)	Condition[4]	Maturity[5]	Sex[6]	Fish Toxicology (Y/N)[7]
1860	Unnamed Lake	P2-10	-	13-Jun-17	Spring	MT	314	FTMN	-	-	-	U	U	N
1861	Unnamed Lake	P2-10	-	13-Jun-17	Spring	MT	315	FTMN	-	-	-	U	U	N
1862	Unnamed Lake	P2-10	-	13-Jun-17	Spring	MT	316	FTMN	-	-	-	U	U	N
1863	Unnamed Lake	P2-10	-	13-Jun-17	Spring	MT	317	FTMN	-	-	-	U	U	N
1864	Unnamed Lake	P2-10	-	13-Jun-17	Spring	MT	318	FTMN	-	-	-	U	U	N
1865	Unnamed Lake	P2-10	-	13-Jun-17	Spring	MT	319	FTMN	-	-	-	U	U	N
1866	Unnamed Lake	P2-10	-	13-Jun-17	Spring	MT	320	FTMN	-	-	-	U	U	N
1867	Unnamed Lake	P2-10	-	13-Jun-17	Spring	MT	321	FTMN	-	-	-	U	U	N
1868	Unnamed Lake	P2-10	-	13-Jun-17	Spring	MT	322	FTMN	-	-	-	U	U	N
1869	Unnamed Lake	P2-10	-	13-Jun-17	Spring	MT	323	FTMN	-	-	-	U	U	N
1870	Unnamed Lake	P2-10	-	13-Jun-17	Spring	MT	324	FTMN	-	-	-	U	U	N
1871	Unnamed Lake	P2-10	-	13-Jun-17	Spring	MT	325	FTMN	-	-	-	U	U	N
1872	Unnamed Lake	P2-10	-	13-Jun-17	Spring	MT	326	FTMN	-	-	-	U	U	N
1873	Unnamed Lake	P2-10	-	13-Jun-17	Spring	MT	327	FTMN	-	-	-	U	U	N
1874	Unnamed Lake	P2-10	-	13-Jun-17	Spring	MT	328	FTMN	-	-	-	U	U	N
1875	Unnamed Lake	P2-10	-	13-Jun-17	Spring	MT	329	FTMN	-	-	-	U	U	N
1876	Unnamed Lake	P2-10	-	13-Jun-17	Spring	MT	330	FTMN	-	-	-	U	U	N
1877	Unnamed Lake	P2-10	-	13-Jun-17	Spring	MT	331	FTMN	-	-	-	U	U	N
1878	Unnamed Lake	P2-10	-	13-Jun-17	Spring	MT	332	FTMN	-	-	-	U	U	N
1879	Unnamed Lake	P2-10	-	13-Jun-17	Spring	MT	333	FTMN	-	-	-	U	U	N
1880	Unnamed Lake	P2-10	-	13-Jun-17	Spring	MT	334	FTMN	-	-	-	U	U	N
1881	Unnamed Lake	P2-10	-	13-Jun-17	Spring	MT	335	FTMN	-	-	-	U	U	N
1882	Unnamed Lake	P2-10	-	13-Jun-17	Spring	MT	336	FTMN	-	-	-	U	U	N
1883	Unnamed Lake	P2-10	-	13-Jun-17	Spring	MT	337	FTMN	-	-	-	U	U	N
1884	Unnamed Lake	P2-10	-	13-Jun-17	Spring	MT	338	FTMN	-	-	-	U	U	N
1885	Unnamed Lake	P2-10	-	13-Jun-17	Spring	MT	339	FTMN	-	-	-	U	U	N
1886	Unnamed Lake	P2-10	-	13-Jun-17	Spring	MT	340	FTMN	-	-	-	U	U	N
1887	Unnamed Lake	P2-10	-	13-Jun-17	Spring	MT	341	FTMN	-	-	-	U	U	N
1888	Unnamed Lake	P2-10	-	13-Jun-17	Spring	MT	342	FTMN	-	-	-	U	U	N
1889	Unnamed Lake	P2-10	-	13-Jun-17	Spring	MT	343	FTMN	-	-	-	U	U	N

Fish #	Stream/River or Waterbody Name	Site	Stream Order	Date	Season	Method[1]	Fish ID	Fish Species[2]	Length (mm)[3]	Weight (g)	Condition[4]	Maturity[5]	Sex[6]	Fish Toxicology (Y/N)[7]
1890	Unnamed Lake	P2-10	-	13-Jun-17	Spring	MT	344	FTMN	-	-	-	U	U	N
1891	Unnamed Lake	P2-10	-	13-Jun-17	Spring	MT	345	FTMN	-	-	-	U	U	N
1892	Unnamed Lake	P2-10	-	13-Jun-17	Spring	MT	346	FTMN	-	-	-	U	U	N
1893	Unnamed Lake	P2-10	-	13-Jun-17	Spring	MT	347	FTMN	-	-	-	U	U	N
1894	Unnamed Lake	P2-10	-	13-Jun-17	Spring	MT	348	FTMN	-	-	-	U	U	N
1895	Unnamed Lake	P2-10	-	13-Jun-17	Spring	MT	349	FTMN	-	-	-	U	U	N
1896	Unnamed Lake	P2-10	-	13-Jun-17	Spring	MT	350	FTMN	-	-	-	U	U	N
1897	Unnamed Lake	P2-10	-	13-Jun-17	Spring	MT	351	FTMN	-	-	-	U	U	N
1898	Unnamed Lake	P2-10	-	13-Jun-17	Spring	MT	352	FTMN	-	-	-	U	U	N
1899	Unnamed Lake	P2-10	-	13-Jun-17	Spring	MT	353	FTMN	-	-	-	U	U	N
1900	Unnamed Lake	P2-10	-	13-Jun-17	Spring	MT	354	FTMN	-	-	-	U	U	N
1901	Unnamed Lake	P2-10	-	13-Jun-17	Spring	MT	355	FTMN	-	-	-	U	U	N
1902	Unnamed Lake	P2-10	-	13-Jun-17	Spring	MT	356	FTMN	-	-	-	U	U	N
1903	Unnamed Lake	P2-10	-	13-Jun-17	Spring	MT	357	FTMN	-	-	-	U	U	N
1904	Unnamed Lake	P2-10	-	13-Jun-17	Spring	MT	358	FTMN	-	-	-	U	U	N
1905	Unnamed Lake	P2-10	-	13-Jun-17	Spring	MT	359	FTMN	-	-	-	U	U	N
1906	Unnamed Lake	P2-10	-	13-Jun-17	Spring	MT	360	FTMN	-	-	-	U	U	N
1907	Unnamed Lake	P2-10	-	13-Jun-17	Spring	MT	361	FTMN	-	-	-	U	U	N
1908	Unnamed Lake	P2-10	-	13-Jun-17	Spring	MT	362	FTMN	-	-	-	U	U	N
1909	Unnamed Lake	P2-10	-	13-Jun-17	Spring	MT	363	FTMN	-	-	-	U	U	N
1910	Unnamed Lake	P2-10	-	13-Jun-17	Spring	MT	364	FTMN	-	-	-	U	U	N
1911	Unnamed Lake	P2-10	-	13-Jun-17	Spring	MT	365	FTMN	-	-	-	U	U	N
1912	Unnamed Lake	P2-10	-	13-Jun-17	Spring	MT	366	FTMN	-	-	-	U	U	N
1913	Unnamed Lake	P2-10	-	13-Jun-17	Spring	MT	367	FTMN	-	-	-	U	U	N
1914	Unnamed Lake	P2-10	-	13-Jun-17	Spring	MT	368	FTMN	-	-	-	U	U	N
1915	Unnamed Lake	P2-10	-	13-Jun-17	Spring	MT	369	FTMN	-	-	-	U	U	N
1916	Unnamed Lake	P2-10	-	13-Jun-17	Spring	MT	370	FTMN	-	-	-	U	U	N
1917	Unnamed Lake	P2-10	-	13-Jun-17	Spring	MT	371	FTMN	-	-	-	U	U	N
1918	Unnamed Lake	P2-10	-	13-Jun-17	Spring	MT	372	FTMN	-	-	-	U	U	N
1919	Unnamed Lake	P2-10	-	13-Jun-17	Spring	MT	373	FTMN	-	-	-	U	U	N

Fish #	Stream/River or Waterbody Name	Site	Stream Order	Date	Season	Method[1]	Fish ID	Fish Species[2]	Length (mm)[3]	Weight (g)	Condition[4]	Maturity[5]	Sex[6]	Fish Toxicology (Y/N)[7]
1920	Unnamed Lake	P2-10	-	13-Jun-17	Spring	MT	374	FTMN	-	-	-	U	U	N
1921	Unnamed Lake	P2-10	-	13-Jun-17	Spring	MT	375	FTMN	-	-	-	U	U	N
1922	Unnamed Lake	P2-10	-	13-Jun-17	Spring	MT	376	FTMN	-	-	-	U	U	N
1923	Unnamed Lake	P2-10	-	13-Jun-17	Spring	MT	377	FTMN	-	-	-	U	U	N
1924	Unnamed Lake	P2-10	-	13-Jun-17	Spring	MT	378	FTMN	-	-	-	U	U	N
1925	Unnamed Lake	P2-10	-	13-Jun-17	Spring	MT	379	FTMN	-	-	-	U	U	N
1926	Unnamed Lake	P2-10	-	13-Jun-17	Spring	MT	380	FTMN	-	-	-	U	U	N
1927	Unnamed Lake	P2-10	-	13-Jun-17	Spring	MT	381	FTMN	-	-	-	U	U	N
1928	Unnamed Lake	P2-10	-	13-Jun-17	Spring	MT	382	FTMN	-	-	-	U	U	N
1929	Unnamed Lake	P2-10	-	13-Jun-17	Spring	MT	383	FTMN	-	-	-	U	U	N
1930	Unnamed Lake	P2-10	-	13-Jun-17	Spring	MT	384	FTMN	-	-	-	U	U	N
1931	Unnamed Lake	P2-10	-	13-Jun-17	Spring	MT	385	FTMN	-	-	-	U	U	N
1932	Unnamed Lake	P2-10	-	13-Jun-17	Spring	MT	386	FTMN	-	-	-	U	U	N
1933	Unnamed Lake	P2-10	-	13-Jun-17	Spring	MT	387	FTMN	-	-	-	U	U	N
1934	Unnamed Lake	P2-10	-	13-Jun-17	Spring	MT	388	FTMN	-	-	-	U	U	N
1935	Unnamed Lake	P2-10	-	13-Jun-17	Spring	MT	389	FTMN	-	-	-	U	U	N
1936	Unnamed Lake	P2-10	-	13-Jun-17	Spring	MT	390	FTMN	-	-	-	U	U	N
1937	Unnamed Lake	P2-10	-	13-Jun-17	Spring	MT	391	FTMN	-	-	-	U	U	N
1938	Unnamed Lake	P2-10	-	13-Jun-17	Spring	MT	392	FTMN	-	-	-	U	U	N
1939	Unnamed Lake	P2-10	-	13-Jun-17	Spring	MT	393	FTMN	-	-	-	U	U	N
1940	Unnamed Lake	P2-10	-	13-Jun-17	Spring	MT	394	FTMN	-	-	-	U	U	N
1941	Unnamed Lake	P2-10	-	13-Jun-17	Spring	MT	395	FTMN	-	-	-	U	U	N
1942	Unnamed Lake	P2-10	-	13-Jun-17	Spring	MT	396	FTMN	-	-	-	U	U	N
1943	Unnamed Lake	P2-10	-	13-Jun-17	Spring	MT	397	FTMN	-	-	-	U	U	N
1944	Unnamed Lake	P2-10	-	13-Jun-17	Spring	MT	398	FTMN	-	-	-	U	U	N
1945	Unnamed Lake	P2-10	-	13-Jun-17	Spring	MT	399	FTMN	-	-	-	U	U	N
1946	Unnamed Lake	P2-10	-	13-Jun-17	Spring	MT	400	FTMN	-	-	-	U	U	N
1947	Unnamed Lake	P2-10	-	13-Jun-17	Spring	MT	401	FTMN	-	-	-	U	U	N
1948	Unnamed Lake	P2-10	-	13-Jun-17	Spring	MT	402	FTMN	-	-	-	U	U	N
1949	Unnamed Lake	P2-10	-	13-Jun-17	Spring	MT	403	FTMN	-	-	-	U	U	N

Fish #	Stream/River or Waterbody Name	Site	Stream Order	Date	Season	Method[1]	Fish ID	Fish Species[2]	Length (mm)[3]	Weight (g)	Condition[4]	Maturity[5]	Sex[6]	Fish Toxicology (Y/N)[7]
1950	Unnamed Lake	P2-10	-	13-Jun-17	Spring	MT	404	FTMN	-	-	-	U	U	N
1951	Unnamed Lake	P2-10	-	13-Jun-17	Spring	MT	405	FTMN	-	-	-	U	U	N
1952	Unnamed Lake	P2-10	-	13-Jun-17	Spring	MT	406	FTMN	-	-	-	U	U	N
1953	Unnamed Lake	P2-10	-	13-Jun-17	Spring	MT	407	FTMN	-	-	-	U	U	N
1954	Unnamed Lake	P2-10	-	13-Jun-17	Spring	MT	408	FTMN	-	-	-	U	U	N
1955	Unnamed Lake	P2-10	-	13-Jun-17	Spring	MT	409	FTMN	-	-	-	U	U	N
1956	Unnamed Lake	P2-10	-	13-Jun-17	Spring	MT	410	FTMN	-	-	-	U	U	N
1957	Unnamed Lake	P2-10	-	13-Jun-17	Spring	MT	411	FTMN	-	-	-	U	U	N
1958	Unnamed Lake	P2-10	-	13-Jun-17	Spring	MT	412	FTMN	-	-	-	U	U	N
1959	Unnamed Lake	P2-10	-	13-Jun-17	Spring	MT	413	FTMN	-	-	-	U	U	N
1960	Unnamed Lake	P2-10	-	13-Jun-17	Spring	MT	414	FTMN	-	-	-	U	U	N
1961	Unnamed Lake	P2-10	-	13-Jun-17	Spring	MT	415	FTMN	-	-	-	U	U	N
1962	Unnamed Lake	P2-10	-	13-Jun-17	Spring	MT	416	FTMN	-	-	-	U	U	N
1963	Unnamed Lake	P2-10	-	13-Jun-17	Spring	MT	417	FTMN	-	-	-	U	U	N
1964	Unnamed Lake	P2-10	-	13-Jun-17	Spring	MT	418	FTMN	-	-	-	U	U	N
1965	Unnamed Lake	P2-10	-	13-Jun-17	Spring	MT	419	FTMN	-	-	-	U	U	N
1966	Unnamed Lake	P2-10	-	13-Jun-17	Spring	MT	420	FTMN	-	-	-	U	U	N
1967	Unnamed Lake	P2-10	-	13-Jun-17	Spring	MT	421	FTMN	-	-	-	U	U	N
1968	Unnamed Lake	P2-10	-	13-Jun-17	Spring	MT	422	FTMN	-	-	-	U	U	N
1969	Unnamed Lake	P2-10	-	13-Jun-17	Spring	MT	423	FTMN	-	-	-	U	U	N
1970	Unnamed Lake	P2-10	-	13-Jun-17	Spring	MT	424	FTMN	-	-	-	U	U	N
1971	Unnamed Lake	P2-10	-	13-Jun-17	Spring	MT	425	FTMN	-	-	-	U	U	N
1972	Unnamed Lake	P2-10	-	13-Jun-17	Spring	MT	426	FTMN	-	-	-	U	U	N
1973	Unnamed Lake	P2-10	-	13-Jun-17	Spring	MT	427	FTMN	-	-	-	U	U	N
1974	Unnamed Lake	P2-10	-	13-Jun-17	Spring	MT	428	FTMN	-	-	-	U	U	N
1975	Unnamed Lake	P2-10	-	13-Jun-17	Spring	MT	429	FTMN	-	-	-	U	U	N
1976	Unnamed Lake	P2-10	-	13-Jun-17	Spring	MT	430	FTMN	-	-	-	U	U	N
1977	Unnamed Lake	P2-10	-	13-Jun-17	Spring	MT	431	FTMN	-	-	-	U	U	N
1978	Unnamed Lake	P2-10	-	13-Jun-17	Spring	MT	432	FTMN	-	-	-	U	U	N
1979	Unnamed Lake	P2-10	-	13-Jun-17	Spring	MT	433	FTMN	-	-	-	U	U	N

Fish #	Stream/River or Waterbody Name	Site	Stream Order	Date	Season	Method[1]	Fish ID	Fish Species[2]	Length (mm)[3]	Weight (g)	Condition[4]	Maturity[5]	Sex[6]	Fish Toxicology (Y/N)[7]
1980	Unnamed Lake	P2-10	-	13-Jun-17	Spring	MT	434	FTMN	-	-	-	U	U	N
1981	Unnamed Lake	P2-10	-	13-Jun-17	Spring	MT	435	FTMN	-	-	-	U	U	N
1982	Unnamed Lake	P2-10	-	13-Jun-17	Spring	MT	436	FTMN	-	-	-	U	U	N
1983	Unnamed Lake	P2-10	-	13-Jun-17	Spring	MT	437	FTMN	-	-	-	U	U	N
1984	Unnamed Lake	P2-10	-	13-Jun-17	Spring	MT	438	FTMN	-	-	-	U	U	N
1985	Unnamed Lake	P2-10	-	13-Jun-17	Spring	MT	439	FTMN	-	-	-	U	U	N
1986	Unnamed Lake	P2-10	-	13-Jun-17	Spring	MT	440	FTMN	-	-	-	U	U	N
1987	Unnamed Lake	P2-10	-	13-Jun-17	Spring	MT	441	FTMN	-	-	-	U	U	N
1988	Unnamed Lake	P2-10	-	13-Jun-17	Spring	MT	442	FTMN	-	-	-	U	U	N
1989	Unnamed Lake	P2-10	-	13-Jun-17	Spring	MT	443	FTMN	-	-	-	U	U	N
1990	Unnamed Lake	P2-10	-	13-Jun-17	Spring	MT	444	FTMN	-	-	-	U	U	N
1991	Unnamed Lake	P2-10	-	13-Jun-17	Spring	MT	445	FTMN	-	-	-	U	U	N
1992	Unnamed Lake	P2-10	-	13-Jun-17	Spring	MT	446	FTMN	-	-	-	U	U	N
1993	Unnamed Lake	P2-10	-	13-Jun-17	Spring	MT	447	FTMN	-	-	-	U	U	N
1994	Unnamed Lake	P2-10	-	13-Jun-17	Spring	MT	448	FTMN	-	-	-	U	U	N
1995	Unnamed Lake	P2-10	-	13-Jun-17	Spring	MT	449	FTMN	-	-	-	U	U	N
1996	Unnamed Lake	P2-10	-	13-Jun-17	Spring	MT	450	FTMN	-	-	-	U	U	N
1997	Unnamed Lake	P2-10	-	13-Jun-17	Spring	MT	451	FTMN	-	-	-	U	U	N
1998	Unnamed Lake	P2-10	-	13-Jun-17	Spring	MT	452	FTMN	-	-	-	U	U	N
1999	Unnamed Lake	P2-10	-	13-Jun-17	Spring	MT	453	FTMN	-	-	-	U	U	N
2000	Unnamed Lake	P2-10	-	13-Jun-17	Spring	MT	454	FTMN	-	-	-	U	U	N
2001	Unnamed Lake	P2-10	-	13-Jun-17	Spring	MT	455	FTMN	-	-	-	U	U	N
2002	Unnamed Lake	P2-10	-	13-Jun-17	Spring	MT	456	FTMN	-	-	-	U	U	N
2003	Unnamed Lake	P2-10	-	13-Jun-17	Spring	MT	457	FTMN	-	-	-	U	U	N
2004	Unnamed Lake	P2-10	-	13-Jun-17	Spring	MT	458	FTMN	-	-	-	U	U	N
2005	Unnamed Lake	P2-10	-	13-Jun-17	Spring	MT	459	FTMN	-	-	-	U	U	N
2006	Unnamed Lake	P2-10	-	13-Jun-17	Spring	MT	460	FTMN	-	-	-	U	U	N
2007	Unnamed Lake	P2-10	-	13-Jun-17	Spring	MT	461	FTMN	-	-	-	U	U	N
2008	Unnamed Lake	P2-10	-	13-Jun-17	Spring	MT	462	FTMN	-	-	-	U	U	N
2009	Unnamed Lake	P2-10	-	13-Jun-17	Spring	MT	463	FTMN	-	-	-	U	U	N

Fish #	Stream/River or Waterbody Name	Site	Stream Order	Date	Season	Method[1]	Fish ID	Fish Species[2]	Length (mm)[3]	Weight (g)	Condition[4]	Maturity[5]	Sex[6]	Fish Toxicology (Y/N)[7]
2010	Unnamed Lake	P2-10	-	13-Jun-17	Spring	MT	464	FTMN	-	-	-	U	U	N
2011	Unnamed Lake	P2-10	-	13-Jun-17	Spring	MT	465	FTMN	-	-	-	U	U	N
2012	Unnamed Lake	P2-10	-	13-Jun-17	Spring	MT	466	FTMN	-	-	-	U	U	N
2013	Unnamed Lake	P2-10	-	13-Jun-17	Spring	MT	467	FTMN	-	-	-	U	U	N
2014	Unnamed Lake	P2-10	-	13-Jun-17	Spring	MT	468	FTMN	-	-	-	U	U	N
2015	Unnamed Lake	P2-10	-	13-Jun-17	Spring	MT	469	FTMN	-	-	-	U	U	N
2016	Unnamed Lake	P2-10	-	13-Jun-17	Spring	MT	470	FTMN	-	-	-	U	U	N
2017	Unnamed Lake	P2-10	-	13-Jun-17	Spring	MT	471	FTMN	-	-	-	U	U	N
2018	Unnamed Lake	P2-10	-	13-Jun-17	Spring	MT	472	FTMN	-	-	-	U	U	N
2019	Unnamed Lake	P2-10	-	13-Jun-17	Spring	MT	473	FTMN	-	-	-	U	U	N
2020	Unnamed Lake	P2-10	-	13-Jun-17	Spring	MT	474	FTMN	-	-	-	U	U	N
2021	Unnamed Lake	P2-10	-	13-Jun-17	Spring	MT	475	FTMN	-	-	-	U	U	N
2022	Unnamed Lake	P2-10	-	13-Jun-17	Spring	MT	476	FTMN	-	-	-	U	U	N
2023	Unnamed Lake	P2-10	-	13-Jun-17	Spring	MT	477	FTMN	-	-	-	U	U	N
2024	Unnamed Lake	P2-10	-	13-Jun-17	Spring	MT	478	FTMN	-	-	-	U	U	N
2025	Unnamed Lake	P2-10	-	13-Jun-17	Spring	MT	479	FTMN	-	-	-	U	U	N
2026	Unnamed Lake	P2-10	-	13-Jun-17	Spring	MT	480	FTMN	-	-	-	U	U	N
2027	Unnamed Lake	P2-10	-	13-Jun-17	Spring	MT	481	FTMN	-	-	-	U	U	N
2028	Unnamed Lake	P2-10	-	13-Jun-17	Spring	MT	482	FTMN	-	-	-	U	U	N
2029	Unnamed Lake	P2-10	-	13-Jun-17	Spring	MT	483	FTMN	-	-	-	U	U	N
2030	Unnamed Lake	P2-10	-	13-Jun-17	Spring	MT	484	FTMN	-	-	-	U	U	N
2031	Unnamed Lake	P2-10	-	13-Jun-17	Spring	MT	485	FTMN	-	-	-	U	U	N
2032	Unnamed Lake	P2-10	-	13-Jun-17	Spring	MT	486	FTMN	-	-	-	U	U	N
2033	Unnamed Lake	P2-10	-	13-Jun-17	Spring	MT	487	FTMN	-	-	-	U	U	N
2034	Unnamed Lake	P2-10	-	13-Jun-17	Spring	MT	488	FTMN	-	-	-	U	U	N
2035	Unnamed Lake	P2-10	-	13-Jun-17	Spring	MT	489	FTMN	-	-	-	U	U	N
2036	Unnamed Lake	P2-10	-	13-Jun-17	Spring	MT	490	FTMN	-	-	-	U	U	N
2037	Unnamed Lake	P2-10	-	13-Jun-17	Spring	MT	491	FTMN	-	-	-	U	U	N
2038	Unnamed Lake	P2-10	-	13-Jun-17	Spring	MT	492	FTMN	-	-	-	U	U	N
2039	Unnamed Lake	P2-10	-	13-Jun-17	Spring	MT	493	FTMN	-	-	-	U	U	N

Fish #	Stream/River or Waterbody Name	Site	Stream Order	Date	Season	Method[1]	Fish ID	Fish Species[2]	Length (mm)[3]	Weight (g)	Condition[4]	Maturity[5]	Sex[6]	Fish Toxicology (Y/N)[7]
2040	Unnamed Lake	P2-10	-	13-Jun-17	Spring	MT	494	FTMN	-	-	-	U	U	N
2041	Unnamed Lake	P2-10	-	13-Jun-17	Spring	MT	495	FTMN	-	-	-	U	U	N
2042	Unnamed Lake	P2-10	-	13-Jun-17	Spring	MT	496	FTMN	-	-	-	U	U	N
2043	Unnamed Lake	P2-10	-	13-Jun-17	Spring	MT	497	FTMN	-	-	-	U	U	N
2044	Unnamed Lake	P2-10	-	13-Jun-17	Spring	MT	498	FTMN	-	-	-	U	U	N
2045	Unnamed Lake	P2-10	-	13-Jun-17	Spring	MT	499	FTMN	-	-	-	U	U	N
2046	Unnamed Lake	P2-10	-	13-Jun-17	Spring	MT	500	FTMN	-	-	-	U	U	N
2047	Unnamed Lake	P2-10	-	13-Jun-17	Spring	MT	501	FTMN	-	-	-	U	U	N
2048	Unnamed Lake	P2-10	-	13-Jun-17	Spring	MT	502	FTMN	-	-	-	U	U	N
2049	Unnamed Lake	P2-10	-	13-Jun-17	Spring	MT	503	FTMN	-	-	-	U	U	N
2050	Unnamed Lake	P2-10	-	13-Jun-17	Spring	MT	504	FTMN	-	-	-	U	U	N
2051	Unnamed Lake	P2-10	-	13-Jun-17	Spring	MT	505	FTMN	-	-	-	U	U	N
2052	Unnamed Lake	P2-10	-	13-Jun-17	Spring	MT	506	FTMN	-	-	-	U	U	N
2053	Unnamed Lake	P2-10	-	13-Jun-17	Spring	MT	507	FTMN	-	-	-	U	U	N
2054	Unnamed Lake	P2-10	-	13-Jun-17	Spring	MT	508	FTMN	-	-	-	U	U	N
2055	Unnamed Lake	P2-10	-	13-Jun-17	Spring	MT	509	FTMN	-	-	-	U	U	N
2056	Unnamed Lake	P2-10	-	13-Jun-17	Spring	MT	510	FTMN	-	-	-	U	U	N
2057	Unnamed Lake	P2-10	-	13-Jun-17	Spring	MT	511	FTMN	-	-	-	U	U	N
2058	Unnamed Lake	P2-10	-	13-Jun-17	Spring	MT	512	FTMN	-	-	-	U	U	N
2059	Unnamed Lake	P2-10	-	13-Jun-17	Spring	MT	513	FTMN	-	-	-	U	U	N
2060	Unnamed Lake	P2-10	-	13-Jun-17	Spring	MT	514	FTMN	-	-	-	U	U	N
2061	Unnamed Lake	P2-10	-	13-Jun-17	Spring	MT	515	FTMN	-	-	-	U	U	N
2062	Unnamed Lake	P2-10	-	13-Jun-17	Spring	MT	516	FTMN	-	-	-	U	U	N
2063	Unnamed Lake	P2-10	-	13-Jun-17	Spring	MT	517	FTMN	-	-	-	U	U	N
2064	Unnamed Lake	P2-10	-	13-Jun-17	Spring	MT	518	FTMN	-	-	-	U	U	N
2065	Unnamed Lake	P2-10	-	13-Jun-17	Spring	MT	519	FTMN	-	-	-	U	U	N
2066	Unnamed Lake	P2-10	-	13-Jun-17	Spring	MT	520	FTMN	-	-	-	U	U	N
2067	Unnamed Lake	P2-10	-	13-Jun-17	Spring	MT	521	FTMN	-	-	-	U	U	N
2068	Unnamed Lake	P2-10	-	13-Jun-17	Spring	MT	522	FTMN	-	-	-	U	U	N
2069	Unnamed Lake	P2-10	-	13-Jun-17	Spring	MT	523	FTMN	-	-	-	U	U	N

Fish #	Stream/River or Waterbody Name	Site	Stream Order	Date	Season	Method[1]	Fish ID	Fish Species[2]	Length (mm)[3]	Weight (g)	Condition[4]	Maturity[5]	Sex[6]	Fish Toxicology (Y/N)[7]
2070	Unnamed Lake	P2-10	-	13-Jun-17	Spring	MT	524	FTMN	-	-	-	U	U	N
2071	Unnamed Lake	P2-10	-	13-Jun-17	Spring	MT	525	FTMN	-	-	-	U	U	N
2072	Unnamed Lake	P2-10	-	13-Jun-17	Spring	MT	526	FTMN	-	-	-	U	U	N
2073	Unnamed Lake	P2-10	-	13-Jun-17	Spring	MT	527	FTMN	-	-	-	U	U	N
2074	Unnamed Lake	P2-10	-	13-Jun-17	Spring	MT	528	FTMN	-	-	-	U	U	N
2075	Unnamed Lake	P2-10	-	13-Jun-17	Spring	MT	529	FTMN	-	-	-	U	U	N
2076	Unnamed Lake	P2-10	-	13-Jun-17	Spring	MT	530	FTMN	-	-	-	U	U	N
2077	Unnamed Lake	P2-10	-	13-Jun-17	Spring	MT	531	FTMN	-	-	-	U	U	N
2078	Unnamed Lake	P2-10	-	13-Jun-17	Spring	MT	532	FTMN	-	-	-	U	U	N
2079	Unnamed Lake	P2-10	-	13-Jun-17	Spring	MT	533	FTMN	-	-	-	U	U	N
2080	Unnamed Lake	P2-10	-	13-Jun-17	Spring	MT	534	FTMN	-	-	-	U	U	N
2081	Unnamed Lake	P2-10	-	13-Jun-17	Spring	MT	535	FTMN	-	-	-	U	U	N
2082	Unnamed Lake	P2-10	-	13-Jun-17	Spring	MT	536	FTMN	-	-	-	U	U	N
2083	Unnamed Lake	P2-10	-	13-Jun-17	Spring	MT	537	FTMN	-	-	-	U	U	N
2084	Unnamed Lake	P2-10	-	13-Jun-17	Spring	MT	538	FTMN	-	-	-	U	U	N
2085	Unnamed Lake	P2-10	-	13-Jun-17	Spring	MT	539	FTMN	-	-	-	U	U	N
2086	Unnamed Lake	P2-10	-	13-Jun-17	Spring	MT	540	FTMN	-	-	-	U	U	N
2087	Unnamed Lake	P2-10	-	13-Jun-17	Spring	MT	541	FTMN	-	-	-	U	U	N
2088	Unnamed Lake	P2-10	-	13-Jun-17	Spring	MT	542	FTMN	-	-	-	U	U	N
2089	Unnamed Lake	P2-10	-	13-Jun-17	Spring	MT	543	FTMN	-	-	-	U	U	N
2090	Unnamed Lake	P2-10	-	13-Jun-17	Spring	MT	544	FTMN	-	-	-	U	U	N
2091	Unnamed Lake	P2-10	-	13-Jun-17	Spring	MT	545	FTMN	-	-	-	U	U	N
2092	Unnamed Lake	P2-10	-	13-Jun-17	Spring	MT	546	FTMN	-	-	-	U	U	N
2093	Unnamed Lake	P2-10	-	13-Jun-17	Spring	MT	547	FTMN	-	-	-	U	U	N
2094	Unnamed Lake	P2-10	-	13-Jun-17	Spring	MT	548	FTMN	-	-	-	U	U	N
2095	Unnamed Lake	P2-10	-	13-Jun-17	Spring	MT	549	FTMN	-	-	-	U	U	N
2096	Unnamed Lake	P2-10	-	13-Jun-17	Spring	MT	550	FTMN	-	-	-	U	U	N
2097	Unnamed Lake	P2-10	-	13-Jun-17	Spring	MT	551	FTMN	-	-	-	U	U	N
2098	Unnamed Lake	P2-10	-	13-Jun-17	Spring	MT	552	FTMN	-	-	-	U	U	N
2099	Unnamed Lake	P2-10	-	13-Jun-17	Spring	MT	553	FTMN	-	-	-	U	U	N

Fish #	Stream/River or Waterbody Name	Site	Stream Order	Date	Season	Method[1]	Fish ID	Fish Species[2]	Length (mm)[3]	Weight (g)	Condition[4]	Maturity[5]	Sex[6]	Fish Toxicology (Y/N)[7]
2100	Unnamed Lake	P2-10	-	13-Jun-17	Spring	MT	554	FTMN	-	-	-	U	U	N
2101	Unnamed Lake	P2-10	-	13-Jun-17	Spring	MT	555	FTMN	-	-	-	U	U	N
2102	Unnamed Lake	P2-10	-	13-Jun-17	Spring	MT	556	FTMN	-	-	-	U	U	N
2103	Unnamed Lake	P2-10	-	13-Jun-17	Spring	MT	557	FTMN	-	-	-	U	U	N
2104	Unnamed Lake	P2-10	-	13-Jun-17	Spring	MT	558	FTMN	-	-	-	U	U	N
2105	Unnamed Lake	P2-10	-	13-Jun-17	Spring	MT	559	FTMN	-	-	-	U	U	N
2106	Unnamed Lake	P2-10	-	13-Jun-17	Spring	MT	560	FTMN	-	-	-	U	U	N
2107	Unnamed Lake	P2-10	-	13-Jun-17	Spring	MT	561	FTMN	-	-	-	U	U	N
2108	Unnamed Lake	P2-10	-	13-Jun-17	Spring	MT	562	FTMN	-	-	-	U	U	N
2109	Unnamed Lake	P2-10	-	13-Jun-17	Spring	MT	563	FTMN	-	-	-	U	U	N
2110	Unnamed Lake	P2-10	-	13-Jun-17	Spring	MT	564	FTMN	-	-	-	U	U	N
2111	Unnamed Lake	P2-10	-	13-Jun-17	Spring	MT	565	FTMN	-	-	-	U	U	N
2112	Unnamed Lake	P2-10	-	13-Jun-17	Spring	MT	566	FTMN	-	-	-	U	U	N
2113	Unnamed Lake	P2-10	-	13-Jun-17	Spring	MT	567	FTMN	-	-	-	U	U	N
2114	Unnamed Lake	P2-10	-	13-Jun-17	Spring	MT	568	FTMN	-	-	-	U	U	N
2115	Unnamed Lake	P2-10	-	13-Jun-17	Spring	MT	569	FTMN	-	-	-	U	U	N
2116	Unnamed Lake	P2-10	-	13-Jun-17	Spring	MT	570	FTMN	-	-	-	U	U	N
2117	Unnamed Lake	P2-10	-	13-Jun-17	Spring	MT	571	FTMN	-	-	-	U	U	N
2118	Unnamed Lake	P2-10	-	13-Jun-17	Spring	MT	572	FTMN	-	-	-	U	U	N
2119	Unnamed Lake	P2-10	-	13-Jun-17	Spring	MT	573	FTMN	-	-	-	U	U	N
2120	Unnamed Lake	P2-10	-	13-Jun-17	Spring	MT	574	FTMN	-	-	-	U	U	N
2121	Unnamed Lake	P2-10	-	13-Jun-17	Spring	MT	575	FTMN	-	-	-	U	U	N
2122	Unnamed Lake	P2-10	-	13-Jun-17	Spring	MT	576	FTMN	-	-	-	U	U	N
2123	Unnamed Lake	P2-10	-	13-Jun-17	Spring	MT	577	FTMN	-	-	-	U	U	N
2124	Unnamed Lake	P2-10	-	13-Jun-17	Spring	MT	578	FTMN	-	-	-	U	U	N
2125	Unnamed Lake	P2-10	-	13-Jun-17	Spring	MT	579	FTMN	-	-	-	U	U	N
2126	Unnamed Lake	P2-10	-	13-Jun-17	Spring	MT	580	FTMN	-	-	-	U	U	N
2127	Unnamed Lake	P2-10	-	13-Jun-17	Spring	MT	581	FTMN	-	-	-	U	U	N
2128	Unnamed Lake	P2-10	-	13-Jun-17	Spring	MT	582	FTMN	-	-	-	U	U	N
2129	Unnamed Lake	P2-10	-	13-Jun-17	Spring	MT	583	FTMN	-	-	-	U	U	N

Fish #	Stream/River or Waterbody Name	Site	Stream Order	Date	Season	Method[1]	Fish ID	Fish Species[2]	Length (mm)[3]	Weight (g)	Condition[4]	Maturity[5]	Sex[6]	Fish Toxicology (Y/N)[7]
2130	Unnamed Lake	P2-10	-	13-Jun-17	Spring	MT	584	FTMN	-	-	-	U	U	N
2131	Unnamed Lake	P2-10	-	13-Jun-17	Spring	MT	585	FTMN	-	-	-	U	U	N
2132	Unnamed Lake	P2-10	-	13-Jun-17	Spring	MT	586	FTMN	-	-	-	U	U	N
2133	Unnamed Lake	P2-10	-	13-Jun-17	Spring	MT	587	FTMN	-	-	-	U	U	N
2134	Unnamed Lake	P2-10	-	13-Jun-17	Spring	MT	588	FTMN	-	-	-	U	U	N
2135	Unnamed Lake	P2-10	-	13-Jun-17	Spring	MT	589	FTMN	-	-	-	U	U	N
2136	Unnamed Lake	P2-10	-	13-Jun-17	Spring	MT	590	FTMN	-	-	-	U	U	N
2137	Unnamed Lake	P2-10	-	13-Jun-17	Spring	MT	591	FTMN	-	-	-	U	U	N
2138	Unnamed Lake	P2-10	-	13-Jun-17	Spring	MT	592	FTMN	-	-	-	U	U	N
2139	Unnamed Lake	P2-10	-	13-Jun-17	Spring	MT	593	FTMN	-	-	-	U	U	N
2140	Unnamed Lake	P2-10	-	13-Jun-17	Spring	MT	594	FTMN	-	-	-	U	U	N
2141	Unnamed Lake	P2-10	-	13-Jun-17	Spring	MT	595	FTMN	-	-	-	U	U	N
2142	Unnamed Lake	P2-10	-	13-Jun-17	Spring	MT	596	FTMN	-	-	-	U	U	N
2143	Unnamed Lake	P2-10	-	13-Jun-17	Spring	MT	597	FTMN	-	-	-	U	U	N
2144	Unnamed Lake	P2-10	-	13-Jun-17	Spring	MT	598	FTMN	-	-	-	U	U	N
2145	Unnamed Lake	P2-10	-	13-Jun-17	Spring	MT	599	FTMN	-	-	-	U	U	N
2146	Unnamed Lake	P2-10	-	13-Jun-17	Spring	MT	600	FTMN	-	-	-	U	U	N
2147	Unnamed Lake	P2-10	-	13-Jun-17	Spring	MT	601	FTMN	-	-	-	U	U	N
2148	Unnamed Lake	P2-10	-	13-Jun-17	Spring	MT	602	FTMN	-	-	-	U	U	N
2149	Unnamed Lake	P2-10	-	13-Jun-17	Spring	MT	603	FTMN	-	-	-	U	U	N
2150	Unnamed Lake	P2-10	-	13-Jun-17	Spring	MT	604	FTMN	-	-	-	U	U	N
2151	Unnamed Lake	P2-10	-	13-Jun-17	Spring	MT	605	FTMN	-	-	-	U	U	N
2152	Unnamed Lake	P2-10	-	13-Jun-17	Spring	MT	606	FTMN	-	-	-	U	U	N
2153	Unnamed Lake	P2-10	-	13-Jun-17	Spring	MT	607	BRST	-	-	-	U	U	N
2154	Unnamed Lake	P2-10	-	13-Jun-17	Spring	MT	608	BRST	-	-	-	U	U	N
2155	Unnamed Lake	P2-10	-	13-Jun-17	Spring	MT	609	BRST	-	-	-	U	U	N
2156	Unnamed Lake	P2-10	-	13-Jun-17	Spring	MT	610	BRST	-	-	-	U	U	N
2157	Unnamed Lake	P2-10	-	13-Jun-17	Spring	MT	611	BRST	-	-	-	U	U	N
2158	Unnamed Lake	P2-10	-	13-Jun-17	Spring	MT	612	BRST	-	-	-	U	U	N
2159	Unnamed Lake	P2-10	-	13-Jun-17	Spring	MT	613	BRST	-	-	-	U	U	N

Fish #	Stream/River or Waterbody Name	Site	Stream Order	Date	Season	Method[1]	Fish ID	Fish Species[2]	Length (mm)[3]	Weight (g)	Condition[4]	Maturity[5]	Sex[6]	Fish Toxicology (Y/N)[7]
2160	Unnamed Lake	P2-10	-	13-Jun-17	Spring	MT	614	BRST	-	-	-	U	U	N
2161	Unnamed Lake	P2-10	-	13-Jun-17	Spring	MT	615	BRST	-	-	-	U	U	N
2162	Unnamed Lake	P2-10	-	13-Jun-17	Spring	MT	616	BRST	-	-	-	U	U	N
2163	Unnamed Lake	P2-10	-	13-Jun-17	Spring	MT	617	BRST	-	-	-	U	U	N
2164	Unnamed Lake	P2-10	-	13-Jun-17	Spring	MT	618	BRST	-	-	-	U	U	N
2165	Unnamed Lake	P2-10	-	13-Jun-17	Spring	MT	619	BRST	-	-	-	U	U	N
2166	Unnamed Lake	P2-10	-	13-Jun-17	Spring	MT	620	BRST	-	-	-	U	U	N
2167	Unnamed Lake	P2-10	-	13-Jun-17	Spring	MT	621	BRST	-	-	-	U	U	N
2168	Unnamed Lake	P2-10	-	13-Jun-17	Spring	MT	622	BRST	-	-	-	U	U	N
2169	Unnamed Lake	P2-10	-	13-Jun-17	Spring	MT	623	BRST	-	-	-	U	U	N
2170	Unnamed Lake	P2-10	-	13-Jun-17	Spring	MT	624	BRST	-	-	-	U	U	N
2171	Unnamed Lake	P2-10	-	13-Jun-17	Spring	MT	625	BRST	-	-	-	U	U	N
2172	Unnamed Lake	P2-10	-	13-Jun-17	Spring	MT	626	BRST	-	-	-	U	U	N
2173	Unnamed Lake	P2-10	-	13-Jun-17	Spring	MT	627	BRST	-	-	-	U	U	N
2174	Unnamed Lake	P2-10	-	13-Jun-17	Spring	MT	628	BRST	-	-	-	U	U	N
2175	Unnamed Lake	P2-10	-	13-Jun-17	Spring	MT	629	BRST	-	-	-	U	U	N
2176	Unnamed Lake	P2-10	-	13-Jun-17	Spring	MT	630	BRST	-	-	-	U	U	N
2177	Unnamed Lake	P2-10	-	13-Jun-17	Spring	MT	631	BRST	-	-	-	U	U	N
2178	Unnamed Lake	P2-10	-	13-Jun-17	Spring	MT	632	BRST	-	-	-	U	U	N
2179	Unnamed Lake	P2-10	-	13-Jun-17	Spring	MT	633	BRST	-	-	-	U	U	N
2180	Unnamed Lake	P2-10	-	13-Jun-17	Spring	MT	634	BRST	-	-	-	U	U	N
2181	Unnamed Lake	P2-10	-	13-Jun-17	Spring	MT	635	BRST	-	-	-	U	U	N
2182	Unnamed Lake	P2-10	-	13-Jun-17	Spring	MT	636	BRST	-	-	-	U	U	N
2183	Unnamed Lake	P2-10	-	13-Jun-17	Spring	MT	637	BRST	-	-	-	U	U	N
2184	Unnamed Lake	P2-10	-	13-Jun-17	Spring	MT	638	BRST	-	-	-	U	U	N
2185	Unnamed Lake	P2-10	-	13-Jun-17	Spring	MT	639	BRST	-	-	-	U	U	N
2186	Unnamed Lake	P2-10	-	13-Jun-17	Spring	MT	640	BRST	-	-	-	U	U	N
2187	Unnamed Lake	P2-10	-	13-Jun-17	Spring	MT	641	BRST	-	-	-	U	U	N
2188	Unnamed Lake	P2-10	-	13-Jun-17	Spring	MT	642	BRST	-	-	-	U	U	N
2189	Unnamed Lake	P2-10	-	13-Jun-17	Spring	MT	643	BRST	-	-	-	U	U	N

Fish #	Stream/River or Waterbody Name	Site	Stream Order	Date	Season	Method[1]	Fish ID	Fish Species[2]	Length (mm)[3]	Weight (g)	Condition[4]	Maturity[5]	Sex[6]	Fish Toxicology (Y/N)[7]
2190	Unnamed Lake	P2-10	-	13-Jun-17	Spring	MT	644	BRST	-	-	-	U	U	N
2191	Unnamed Lake	P2-10	-	13-Jun-17	Spring	MT	645	BRST	-	-	-	U	U	N
2192	Unnamed Lake	P2-10	-	13-Jun-17	Spring	MT	646	BRST	-	-	-	U	U	N
2193	Unnamed Lake	P2-10	-	13-Jun-17	Spring	MT	647	BRST	-	-	-	U	U	N
2194	Unnamed Lake	P2-10	-	13-Jun-17	Spring	MT	648	BRST	-	-	-	U	U	N
2195	Unnamed Lake	P2-10	-	13-Jun-17	Spring	MT	649	BRST	-	-	-	U	U	N
2196	Unnamed Lake	P2-10	-	13-Jun-17	Spring	MT	650	BRST	-	-	-	U	U	N
2197	Unnamed Lake	P2-10	-	13-Jun-17	Spring	MT	651	BRST	-	-	-	U	U	N
2198	Unnamed Lake	P2-10	-	13-Jun-17	Spring	MT	652	BRST	-	-	-	U	U	N
2199	Unnamed Lake	P2-10	-	13-Jun-17	Spring	MT	653	BRST	-	-	-	U	U	N
2200	Unnamed Lake	P2-10	-	13-Jun-17	Spring	MT	654	BRST	-	-	-	U	U	N
2201	Unnamed Lake	P2-10	-	13-Jun-17	Spring	MT	655	BRST	-	-	-	U	U	N
2202	Unnamed Lake	P2-10	-	13-Jun-17	Spring	MT	656	BRST	-	-	-	U	U	N
2203	Unnamed Lake	P2-10	-	13-Jun-17	Spring	MT	657	BRST	-	-	-	U	U	N
2204	Unnamed Lake	P2-10	-	13-Jun-17	Spring	MT	658	BRST	-	-	-	U	U	N
2205	Unnamed Lake	P2-10	-	13-Jun-17	Spring	MT	659	BRST	-	-	-	U	U	N
2206	Unnamed Lake	P2-10	-	13-Jun-17	Spring	MT	660	BRST	-	-	-	U	U	N
2207	Unnamed Lake	P2-10	-	13-Jun-17	Spring	MT	661	BRST	-	-	-	U	U	N
2208	Unnamed Lake	P2-10	-	13-Jun-17	Spring	MT	662	BRST	-	-	-	U	U	N
2209	Unnamed Lake	P2-10	-	13-Jun-17	Spring	MT	663	BRST	-	-	-	U	U	N
2210	Unnamed Lake	P2-10	-	13-Jun-17	Spring	MT	664	BRST	-	-	-	U	U	N
2211	Unnamed Lake	P2-10	-	13-Jun-17	Spring	MT	665	BRST	-	-	-	U	U	N
2212	Unnamed Lake	P2-10	-	13-Jun-17	Spring	MT	666	BRST	-	-	-	U	U	N
2213	Unnamed Lake	P2-10	-	13-Jun-17	Spring	MT	667	BRST	-	-	-	U	U	N
2214	Unnamed Lake	P2-10	-	13-Jun-17	Spring	MT	668	BRST	-	-	-	U	U	N
2215	Unnamed Lake	P2-10	-	13-Jun-17	Spring	MT	669	BRST	-	-	-	U	U	N
2216	Unnamed Lake	P2-10	-	13-Jun-17	Spring	MT	670	BRST	-	-	-	U	U	N
2217	Unnamed Lake	P2-10	-	13-Jun-17	Spring	MT	671	BRST	-	-	-	U	U	N
2218	Unnamed Lake	P2-10	-	13-Jun-17	Spring	MT	672	BRST	-	-	-	U	U	N
2219	Unnamed Lake	P2-10	-	13-Jun-17	Spring	MT	673	BRST	-	-	-	U	U	N

Fish #	Stream/River or Waterbody Name	Site	Stream Order	Date	Season	Method[1]	Fish ID	Fish Species[2]	Length (mm)[3]	Weight (g)	Condition[4]	Maturity[5]	Sex[6]	Fish Toxicology (Y/N)[7]
2220	Unnamed Lake	P2-10	-	13-Jun-17	Spring	MT	674	BRST	-	-	-	U	U	N
2221	Unnamed Lake	P2-10	-	13-Jun-17	Spring	MT	675	BRST	-	-	-	U	U	N
2222	Unnamed Lake	P2-10	-	13-Jun-17	Spring	MT	676	BRST	-	-	-	U	U	N
2223	Unnamed Lake	P2-10	-	13-Jun-17	Spring	MT	677	BRST	-	-	-	U	U	N
2224	Unnamed Lake	P2-10	-	13-Jun-17	Spring	MT	678	BRST	-	-	-	U	U	N
2225	Unnamed Lake	P2-10	-	13-Jun-17	Spring	MT	679	BRST	-	-	-	U	U	N
2226	Unnamed Lake	P2-10	-	13-Jun-17	Spring	MT	680	BRST	-	-	-	U	U	N
2227	Unnamed Lake	P2-10	-	13-Jun-17	Spring	MT	681	BRST	-	-	-	U	U	N
2228	Unnamed Lake	P2-10	-	13-Jun-17	Spring	MT	682	BRST	-	-	-	U	U	N
2229	Unnamed Lake	P2-10	-	13-Jun-17	Spring	MT	683	BRST	-	-	-	U	U	N
2230	Unnamed Lake	P2-10	-	13-Jun-17	Spring	MT	684	BRST	-	-	-	U	U	N
2231	Unnamed Lake	P2-10	-	13-Jun-17	Spring	MT	685	BRST	-	-	-	U	U	N
2232	Unnamed Lake	P2-10	-	13-Jun-17	Spring	MT	686	BRST	-	-	-	U	U	N
2233	Unnamed Lake	P2-10	-	13-Jun-17	Spring	MT	687	BRST	-	-	-	U	U	N
2234	Unnamed Lake	P2-10	-	13-Jun-17	Spring	MT	688	BRST	-	-	-	U	U	N
2235	Unnamed Lake	P2-10	-	13-Jun-17	Spring	MT	689	BRST	-	-	-	U	U	N
2236	Unnamed Lake	P2-10	-	13-Jun-17	Spring	MT	690	BRST	-	-	-	U	U	N
2237	Unnamed Lake	P2-10	-	13-Jun-17	Spring	MT	691	BRST	-	-	-	U	U	N
2238	Unnamed Lake	P2-10	-	13-Jun-17	Spring	MT	692	BRST	-	-	-	U	U	N
2239	Unnamed Lake	P2-10	-	13-Jun-17	Spring	MT	693	BRST	-	-	-	U	U	N
2240	Unnamed Lake	P2-10	-	13-Jun-17	Spring	MT	694	BRST	-	-	-	U	U	N
2241	Unnamed Lake	P2-10	-	18-Oct-17	Fall	MT	1	FTMN	47	-	-	U	U	N
2242	Unnamed Lake	P2-10	-	18-Oct-17	Fall	MT	2	FTMN	42	-	-	U	U	N
2243	Unnamed Lake	P2-10	-	18-Oct-17	Fall	MT	3	FTMN	40	-	-	U	U	N
2244	Unnamed Lake	P2-10	-	18-Oct-17	Fall	MT	4	FTMN	51	-	-	U	U	N
2245	Unnamed Lake	P2-10	-	18-Oct-17	Fall	MT	5	FTMN	46	-	-	U	U	N
2246	Unnamed Lake	P2-10	-	18-Oct-17	Fall	MT	6	FTMN	46	-	-	U	U	N
2247	Unnamed Lake	P2-10	-	18-Oct-17	Fall	MT	7	BRST	54	-	-	U	U	N
2248	Unnamed Lake	P2-10	-	18-Oct-17	Fall	MT	8	FTMN	49	-	-	U	U	N
2249	Unnamed Lake	P2-10	-	18-Oct-17	Fall	MT	9	FTMN	53	-	-	U	U	N

Fish #	Stream/River or Waterbody Name	Site	Stream Order	Date	Season	Method[1]	Fish ID	Fish Species[2]	Length (mm)[3]	Weight (g)	Condition[4]	Maturity[5]	Sex[6]	Fish Toxicology (Y/N)[7]
2250	Unnamed Lake	P2-10	-	18-Oct-17	Fall	MT	10	BRST	57	-	-	U	U	N
2251	Unnamed Lake	P2-10	-	18-Oct-17	Fall	MT	11	FTMN	43	-	-	U	U	N
2252	Unnamed Lake	P2-10	-	18-Oct-17	Fall	MT	12	FTMN	46	-	-	U	U	N
2253	Unnamed Lake	P2-10	-	18-Oct-17	Fall	MT	13	FTMN	44	-	-	U	U	N
2254	Unnamed Lake	P2-10	-	18-Oct-17	Fall	MT	14	FTMN	38	-	-	U	U	N
2255	Unnamed Lake	P2-10	-	18-Oct-17	Fall	MT	15	FTMN	41	-	-	U	U	N
2256	Unnamed Lake	P2-10	-	18-Oct-17	Fall	MT	16	FTMN	52	-	-	U	U	N
2257	Unnamed Lake	P2-10	-	18-Oct-17	Fall	MT	17	FTMN	41	-	-	U	U	N
2258	Unnamed Lake	P2-10	-	18-Oct-17	Fall	MT	18	BRST	50	-	-	U	U	N
2259	Unnamed Lake	P2-10	-	18-Oct-17	Fall	MT	19	FTMN	43	-	-	U	U	N
2260	Unnamed Lake	P2-10	-	18-Oct-17	Fall	MT	20	BRST	45	-	-	U	U	N
2261	Unnamed Lake	P2-10	-	18-Oct-17	Fall	MT	21	FTMN	49	-	-	U	U	N
2262	Unnamed Lake	P2-10	-	18-Oct-17	Fall	MT	22	FTMN	42	-	-	U	U	N
2263	Unnamed Lake	P2-10	-	18-Oct-17	Fall	MT	23	FTMN	40	-	-	U	U	N
2264	Unnamed Lake	P2-10	-	18-Oct-17	Fall	MT	24	BRST	56	-	-	U	U	N
2265	Unnamed Lake	P2-10	-	18-Oct-17	Fall	MT	25	FTMN	50	-	-	U	U	N
2266	Unnamed Lake	P2-10	-	18-Oct-17	Fall	MT	26	FTMN	39	-	-	U	U	N
2267	Unnamed Lake	P2-10	-	18-Oct-17	Fall	MT	27	FTMN	38	-	-	U	U	N
2268	Unnamed Lake	P2-10	-	18-Oct-17	Fall	MT	28	FTMN	44	-	-	U	U	N
2269	Unnamed Lake	P2-10	-	18-Oct-17	Fall	MT	29	FTMN	40	-	-	U	U	N
2270	Unnamed Lake	P2-10	-	18-Oct-17	Fall	MT	30	FTMN	38	-	-	U	U	N
2271	Unnamed Lake	P2-10	-	18-Oct-17	Fall	MT	31	FTMN	45	-	-	U	U	N
2272	Unnamed Lake	P2-10	-	18-Oct-17	Fall	MT	32	FTMN	40	-	-	U	U	N
2273	Unnamed Lake	P2-10	-	18-Oct-17	Fall	MT	33	FTMN	36	-	-	U	U	N
2274	Unnamed Lake	P2-10	-	18-Oct-17	Fall	MT	34	FTMN	41	-	-	U	U	N
2275	Unnamed Lake	P2-10	-	18-Oct-17	Fall	MT	35	FTMN	52	-	-	U	U	N
2276	Unnamed Lake	P2-10	-	18-Oct-17	Fall	MT	36	FTMN	40	-	-	U	U	N
2277	Unnamed Lake	P2-10	-	18-Oct-17	Fall	MT	37	FTMN	40	-	-	U	U	N
2278	Unnamed Lake	P2-10	-	18-Oct-17	Fall	MT	38	FTMN	43	-	-	U	U	N
2279	Unnamed Lake	P2-10	-	18-Oct-17	Fall	MT	39	FTMN	39	-	-	U	U	N

Fish #	Stream/River or Waterbody Name	Site	Stream Order	Date	Season	Method[1]	Fish ID	Fish Species[2]	Length (mm)[3]	Weight (g)	Condition[4]	Maturity[5]	Sex[6]	Fish Toxicology (Y/N)[7]
2280	Unnamed Lake	P2-10	-	18-Oct-17	Fall	MT	40	FTMN	41	-	-	U	U	N
2281	Unnamed Lake	P2-10	-	18-Oct-17	Fall	MT	41	FTMN	41	-	-	U	U	N
2282	Unnamed Lake	P2-10	-	18-Oct-17	Fall	MT	42	FTMN	46	-	-	U	U	N
2283	Unnamed Lake	P2-10	-	18-Oct-17	Fall	MT	43	FTMN	42	-	-	U	U	N
2284	Unnamed Lake	P2-10	-	18-Oct-17	Fall	MT	44	FTMN	41	-	-	U	U	N
2285	Unnamed Lake	P2-10	-	18-Oct-17	Fall	MT	45	FTMN	38	-	-	U	U	N
2286	Unnamed Lake	P2-10	-	18-Oct-17	Fall	MT	46	FTMN	43	-	-	U	U	N
2287	Unnamed Lake	P2-10	-	18-Oct-17	Fall	MT	47	FTMN	57	-	-	U	U	N
2288	Unnamed Lake	P2-10	-	18-Oct-17	Fall	MT	48	FTMN	50	-	-	U	U	N
2289	Unnamed Lake	P2-10	-	18-Oct-17	Fall	MT	49	FTMN	40	-	-	U	U	N
2290	Unnamed Lake	P2-10	-	18-Oct-17	Fall	MT	50	FTMN	47	-	-	U	U	N
2291	Unnamed Lake	P2-10	-	18-Oct-17	Fall	MT	51	FTMN	45	-	-	U	U	N
2292	Unnamed Lake	P2-10	-	18-Oct-17	Fall	MT	52	FTMN	40	-	-	U	U	N
2293	Unnamed Lake	P2-10	-	18-Oct-17	Fall	MT	53	FTMN	43	-	-	U	U	N
2294	Unnamed Lake	P2-10	-	18-Oct-17	Fall	MT	54	FTMN	40	-	-	U	U	N
2295	Unnamed Lake	P2-10	-	18-Oct-17	Fall	MT	55	FTMN	41	-	-	U	U	N
2296	Unnamed Lake	P2-10	-	18-Oct-17	Fall	MT	56	FTMN	49	-	-	U	U	N
2297	Unnamed Lake	P2-10	-	18-Oct-17	Fall	MT	57	FTMN	51	-	-	U	U	N
2298	Unnamed Lake	P2-10	-	18-Oct-17	Fall	MT	58	FTMN	42	-	-	U	U	N
2299	Unnamed Lake	P2-10	-	18-Oct-17	Fall	MT	59	FTMN	57	-	-	U	U	N
2300	Unnamed Lake	P2-10	-	18-Oct-17	Fall	MT	60	FTMN	45	-	-	U	U	N
2301	Unnamed Lake	P2-10	-	18-Oct-17	Fall	MT	61	BRST	60	-	-	U	U	N
2302	Unnamed Lake	P2-10	-	18-Oct-17	Fall	MT	62	FTMN	40	-	-	U	U	N
2303	Unnamed Lake	P2-10	-	18-Oct-17	Fall	MT	63	FTMN	50	-	-	U	U	N
2304	Unnamed Lake	P2-10	-	18-Oct-17	Fall	MT	64	FTMN	40	-	-	U	U	N
2305	Unnamed Lake	P2-10	-	18-Oct-17	Fall	MT	65	FTMN	45	-	-	U	U	N
2306	Unnamed Lake	P2-10	-	18-Oct-17	Fall	MT	66	BRST	56	-	-	U	U	N
2307	Unnamed Lake	P2-10	-	18-Oct-17	Fall	MT	67	FTMN	53	-	-	U	U	N
2308	Unnamed Lake	P2-10	-	18-Oct-17	Fall	MT	68	BRST	46	-	-	U	U	N
2309	Unnamed Lake	P2-10	-	18-Oct-17	Fall	MT	69	BRST	45	-	-	U	U	N

Fish #	Stream/River or Waterbody Name	Site	Stream Order	Date	Season	Method[1]	Fish ID	Fish Species[2]	Length (mm)[3]	Weight (g)	Condition[4]	Maturity[5]	Sex[6]	Fish Toxicology (Y/N)[7]
2310	Unnamed Lake	P2-10	-	18-Oct-17	Fall	MT	70	FTMN	48	-	-	U	U	N
2311	Unnamed Lake	P2-10	-	18-Oct-17	Fall	MT	71	BRST	57	-	-	U	U	N
2312	Unnamed Lake	P2-10	-	18-Oct-17	Fall	MT	72	FTMN	40	-	-	U	U	N
2313	Unnamed Lake	P2-10	-	18-Oct-17	Fall	MT	73	FTMN	45	-	-	U	U	N
2314	Unnamed Lake	P2-10	-	18-Oct-17	Fall	MT	74	FTMN	48	-	-	U	U	N
2315	Unnamed Lake	P2-10	-	18-Oct-17	Fall	MT	75	FTMN	48	-	-	U	U	N
2316	Unnamed Lake	P2-10	-	18-Oct-17	Fall	MT	76	BRST	50	-	-	U	U	N
2317	Unnamed Lake	P2-10	-	18-Oct-17	Fall	MT	77	BRST	55	-	-	U	U	N
2318	Unnamed Lake	P2-10	-	18-Oct-17	Fall	MT	78	BRST	54	-	-	U	U	N
2319	Unnamed Lake	P2-10	-	18-Oct-17	Fall	MT	79	FTMN	61	-	-	U	U	N
2320	Unnamed Lake	P2-10	-	18-Oct-17	Fall	MT	80	BRST	63	-	-	U	U	N
2321	Unnamed Lake	P2-10	-	18-Oct-17	Fall	MT	81	BRST	62	-	-	U	U	N
2322	Unnamed Lake	P2-10	-	18-Oct-17	Fall	MT	82	BRST	59	-	-	U	U	N
2323	Unnamed Lake	P2-10	-	18-Oct-17	Fall	MT	83	BRST	65	-	-	U	U	N
2324	Unnamed Lake	P2-10	-	18-Oct-17	Fall	MT	84	BRST	54	-	-	U	U	N
2325	Unnamed Lake	P2-10	-	18-Oct-17	Fall	MT	85	BRST	57	-	-	U	U	N
2326	Unnamed Lake	P2-10	-	18-Oct-17	Fall	MT	86	BRST	49	-	-	U	U	N
2327	Unnamed Lake	P2-10	-	18-Oct-17	Fall	MT	87	BRST	44	-	-	U	U	N
2328	Unnamed Lake	P2-10	-	18-Oct-17	Fall	MT	88	BRST	62	-	-	U	U	N
2329	Unnamed Lake	P2-10	-	18-Oct-17	Fall	MT	89	FTMN	57	-	-	U	U	N
2330	Unnamed Lake	P2-10	-	18-Oct-17	Fall	MT	90	FTMN	49	-	-	U	U	N
2331	Unnamed Lake	P2-10	-	18-Oct-17	Fall	MT	91	FTMN	42	-	-	U	U	N
2332	Unnamed Lake	P2-10	-	18-Oct-17	Fall	MT	92	FTMN	46	-	-	U	U	N
2333	Unnamed Lake	P2-10	-	18-Oct-17	Fall	MT	93	FTMN	40	-	-	U	U	N
2334	Unnamed Lake	P2-10	-	18-Oct-17	Fall	MT	94	FTMN	40	-	-	U	U	N
2335	Unnamed Lake	P2-10	-	18-Oct-17	Fall	MT	95	FTMN	45	-	-	U	U	N
2336	Unnamed Lake	P2-10	-	18-Oct-17	Fall	MT	96	FTMN	44	-	-	U	U	N
2337	Unnamed Lake	P2-10	-	18-Oct-17	Fall	MT	97	FTMN	48	-	-	U	U	N
2338	Unnamed Lake	P2-10	-	18-Oct-17	Fall	MT	98	FTMN	40	-	-	U	U	N
2339	Unnamed Lake	P2-10	-	18-Oct-17	Fall	MT	99	FTMN	48	-	-	U	U	N

Fish #	Stream/River or Waterbody Name	Site	Stream Order	Date	Season	Method[1]	Fish ID	Fish Species[2]	Length (mm)[3]	Weight (g)	Condition[4]	Maturity[5]	Sex[6]	Fish Toxicology (Y/N)[7]
2340	Unnamed Lake	P2-10	-	18-Oct-17	Fall	MT	100	FTMN	46	-	-	U	U	N
2341	Unnamed Lake	P2-10	-	18-Oct-17	Fall	MT	101	FTMN	43	-	-	U	U	N
2342	Unnamed Lake	P2-10	-	18-Oct-17	Fall	MT	102	FTMN	42	-	-	U	U	N
2343	Unnamed Lake	P2-10	-	18-Oct-17	Fall	MT	103	FTMN	45	-	-	U	U	N
2344	Unnamed Lake	P2-10	-	18-Oct-17	Fall	MT	104	FTMN	45	-	-	U	U	N
2345	Unnamed Lake	P2-10	-	18-Oct-17	Fall	MT	105	FTMN	44	-	-	U	U	N
2346	Unnamed Lake	P2-10	-	18-Oct-17	Fall	MT	106	FTMN	47	-	-	U	U	N
2347	Unnamed Lake	P2-10	-	18-Oct-17	Fall	MT	107	FTMN	40	-	-	U	U	N
2348	Unnamed Lake	P2-10	-	18-Oct-17	Fall	MT	108	FTMN	44	-	-	U	U	N
2349	Unnamed Lake	P2-10	-	18-Oct-17	Fall	MT	109	FTMN	60	-	-	U	U	N
2350	Unnamed Lake	P2-10	-	18-Oct-17	Fall	MT	110	FTMN	53	-	-	U	U	N
2351	Unnamed Lake	P2-10	-	18-Oct-17	Fall	MT	111	FTMN	29	-	-	U	U	N
2352	Unnamed Lake	P2-10	-	18-Oct-17	Fall	MT	112	FTMN	41	-	-	U	U	N
2353	Unnamed Lake	P2-10	-	18-Oct-17	Fall	MT	113	BRST	54	-	-	U	U	N
2354	Unnamed Lake	P2-10	-	18-Oct-17	Fall	MT	114	BRST	61	-	-	U	U	N
2355	Unnamed Lake	P2-10	-	18-Oct-17	Fall	MT	115	FTMN	46	-	-	U	U	N
2356	Unnamed Lake	P2-10	-	18-Oct-17	Fall	MT	116	BRST	45	-	-	U	U	N
2357	Unnamed Lake	P2-10	-	18-Oct-17	Fall	MT	117	BRST	57	-	-	U	U	N
2358	Unnamed Lake	P2-10	-	18-Oct-17	Fall	MT	118	FTMN	40	-	-	U	U	N
2359	Unnamed Lake	P2-10	-	18-Oct-17	Fall	MT	119	FTMN	41	-	-	U	U	N
2360	Unnamed Lake	P2-10	-	18-Oct-17	Fall	MT	120	BRST	50	-	-	U	U	N
2361	Unnamed Lake	P2-10	-	18-Oct-17	Fall	MT	121	FTMN	49	-	-	U	U	N
2362	Unnamed Lake	P2-10	-	18-Oct-17	Fall	MT	122	FTMN	48	-	-	U	U	N
2363	Unnamed Lake	P2-10	-	18-Oct-17	Fall	MT	123	FTMN	42	-	-	U	U	N
2364	Unnamed Lake	P2-10	-	18-Oct-17	Fall	MT	124	FTMN	46	-	-	U	U	N
2365	Unnamed Lake	P2-10	-	18-Oct-17	Fall	MT	125	FTMN	44	-	-	U	U	N
2366	Unnamed Lake	P2-10	-	18-Oct-17	Fall	MT	126	FTMN	40	-	-	U	U	N
2367	Unnamed Lake	P2-10	-	18-Oct-17	Fall	MT	127	FTMN	42	-	-	U	U	N
2368	Unnamed Lake	P2-10	-	18-Oct-17	Fall	MT	128	FTMN	51	-	-	U	U	N
2369	Unnamed Lake	P2-10	-	18-Oct-17	Fall	MT	129	FTMN	54	-	-	U	U	N

Fish #	Stream/River or Waterbody Name	Site	Stream Order	Date	Season	Method[1]	Fish ID	Fish Species[2]	Length (mm)[3]	Weight (g)	Condition[4]	Maturity[5]	Sex[6]	Fish Toxicology (Y/N)[7]
2370	Unnamed Lake	P2-10	-	18-Oct-17	Fall	MT	130	FTMN	51	-	-	U	U	N
2371	Unnamed Lake	P2-10	-	18-Oct-17	Fall	MT	131	BRST	47	-	-	U	U	N
2372	Unnamed Lake	P2-10	-	18-Oct-17	Fall	MT	132	BRST	60	-	-	U	U	N
2373	Unnamed Lake	P2-10	-	18-Oct-17	Fall	MT	133	BRST	45	-	-	U	U	N
2374	Unnamed Lake	P2-10	-	18-Oct-17	Fall	MT	134	BRST	45	-	-	U	U	N
2375	Unnamed Lake	P2-10	-	18-Oct-17	Fall	MT	135	BRST	56	-	-	U	U	N
2376	Unnamed Lake	P2-10	-	18-Oct-17	Fall	MT	136	BRST	60	-	-	U	U	N
2377	Unnamed Lake	P2-10	-	18-Oct-17	Fall	MT	137	BRST	46	-	-	U	U	N
2378	Unnamed Lake	P2-10	-	18-Oct-17	Fall	MT	138	BRST	50	-	-	U	U	N
2379	Unnamed Lake	P2-10	-	18-Oct-17	Fall	MT	139	BRST	52	-	-	U	U	N
2380	Unnamed Lake	P2-10	-	18-Oct-17	Fall	MT	140	BRST	51	-	-	U	U	N
2381	Unnamed Lake	P2-10	-	18-Oct-17	Fall	MT	141	BRST	38	-	-	U	U	N
2382	Unnamed Lake	P2-10	-	18-Oct-17	Fall	MT	142	BRST	37	-	-	U	U	N
2383	Unnamed Lake	P2-10	-	18-Oct-17	Fall	MT	143	BRST	46	-	-	U	U	N
2384	Unnamed Lake	P2-10	-	18-Oct-17	Fall	MT	144	BRST	55	-	-	U	U	N
2385	Unnamed Lake	P2-10	-	18-Oct-17	Fall	MT	145	BRST	43	-	-	U	U	N
2386	Unnamed Lake	P2-10	-	18-Oct-17	Fall	MT	146	BRST	56	-	-	U	U	N
2387	Unnamed Lake	P2-10	-	18-Oct-17	Fall	MT	147	BRST	57	-	-	U	U	N
2388	Unnamed Lake	P2-10	-	18-Oct-17	Fall	MT	148	BRST	57	-	-	U	U	N
2389	Unnamed Lake	P2-10	-	18-Oct-17	Fall	MT	149	BRST	42	-	-	U	U	N
2390	Unnamed Lake	P2-10	-	18-Oct-17	Fall	MT	150	BRST	43	-	-	U	U	N
2391	Unnamed Lake	P2-10	-	18-Oct-17	Fall	MT	151	BRST	47	-	-	U	U	N
2392	Unnamed Lake	P2-10	-	18-Oct-17	Fall	MT	152	BRST	62	-	-	U	U	N
2393	Unnamed Lake	P2-10	-	18-Oct-17	Fall	MT	153	BRST	59	-	-	U	U	N
2394	Unnamed Lake	P2-10	-	18-Oct-17	Fall	MT	154	BRST	-	-	-	U	U	N
2395	Unnamed Lake	P2-10	-	18-Oct-17	Fall	MT	155	BRST	-	-	-	U	U	N
2396	Unnamed Lake	P2-10	-	18-Oct-17	Fall	MT	156	BRST	-	-	-	U	U	N
2397	Unnamed Lake	P2-10	-	18-Oct-17	Fall	MT	157	BRST	-	-	-	U	U	N
2398	Unnamed Lake	P2-10	-	18-Oct-17	Fall	MT	158	BRST	-	-	-	U	U	N
2399	Unnamed Lake	P2-10	-	18-Oct-17	Fall	MT	159	BRST	-	-	-	U	U	N

Fish #	Stream/River or Waterbody Name	Site	Stream Order	Date	Season	Method[1]	Fish ID	Fish Species[2]	Length (mm)[3]	Weight (g)	Condition[4]	Maturity[5]	Sex[6]	Fish Toxicology (Y/N)[7]
2400	Unnamed Lake	P2-10	-	18-Oct-17	Fall	MT	160	BRST	-	-	-	U	U	N
2401	Unnamed Lake	P2-10	-	18-Oct-17	Fall	MT	161	BRST	-	-	-	U	U	N
2402	Unnamed Lake	P2-10	-	18-Oct-17	Fall	MT	162	BRST	-	-	-	U	U	N
2403	Unnamed Lake	P2-10	-	18-Oct-17	Fall	MT	163	BRST	-	-	-	U	U	N
2404	Unnamed Lake	P2-10	-	18-Oct-17	Fall	MT	164	BRST	-	-	-	U	U	N
2405	Unnamed Lake	P2-10	-	18-Oct-17	Fall	MT	165	BRST	-	-	-	U	U	N
2406	Unnamed Lake	P2-10	-	18-Oct-17	Fall	MT	166	BRST	-	-	-	U	U	N
2407	Unnamed Lake	P2-10	-	18-Oct-17	Fall	MT	167	BRST	-	-	-	U	U	N
2408	Unnamed Lake	P2-10	-	18-Oct-17	Fall	MT	168	BRST	-	-	-	U	U	N
2409	Unnamed Lake	P2-10	-	18-Oct-17	Fall	MT	169	BRST	-	-	-	U	U	N
2410	Unnamed Lake	P2-10	-	18-Oct-17	Fall	MT	170	BRST	-	-	-	U	U	N
2411	Unnamed Lake	P2-10	-	18-Oct-17	Fall	MT	171	BRST	-	-	-	U	U	N
2412	Unnamed Lake	P2-10	-	18-Oct-17	Fall	MT	172	BRST	-	-	-	U	U	N
2413	Unnamed Lake	P2-10	-	18-Oct-17	Fall	MT	173	BRST	-	-	-	U	U	N
2414	Unnamed Lake	P2-10	-	18-Oct-17	Fall	MT	174	BRST	-	-	-	U	U	N
2415	Unnamed Lake	P2-10	-	18-Oct-17	Fall	MT	175	BRST	-	-	-	U	U	N
2416	Unnamed Lake	P2-10	-	18-Oct-17	Fall	MT	176	FTMN	-	-	-	U	U	N
2417	Unnamed Lake	P2-10	-	18-Oct-17	Fall	MT	177	FTMN	-	-	-	U	U	N
2418	Unnamed Lake	P2-10	-	18-Oct-17	Fall	MT	178	FTMN	-	-	-	U	U	N
2419	Unnamed Lake	P2-10	-	18-Oct-17	Fall	MT	179	FTMN	-	-	-	U	U	N
2420	Unnamed Lake	P2-10	-	18-Oct-17	Fall	MT	180	FTMN	-	-	-	U	U	N
2421	Unnamed Lake	P2-10	-	18-Oct-17	Fall	MT	181	FTMN	-	-	-	U	U	N
2422	Unnamed Lake	P2-10	-	18-Oct-17	Fall	MT	182	FTMN	-	-	-	U	U	N
2423	Unnamed Lake	P2-10	-	18-Oct-17	Fall	MT	183	FTMN	-	-	-	U	U	N
2424	Unnamed Lake	P2-10	-	18-Oct-17	Fall	MT	184	FTMN	-	-	-	U	U	N
2425	Unnamed Lake	P2-10	-	18-Oct-17	Fall	MT	185	FTMN	-	-	-	U	U	N
2426	Unnamed Lake	P2-10	-	18-Oct-17	Fall	MT	186	FTMN	-	-	-	U	U	N
2427	Unnamed Lake	P2-10	-	18-Oct-17	Fall	MT	187	FTMN	-	-	-	U	U	N
2428	Unnamed Lake	P2-10	-	18-Oct-17	Fall	MT	188	FTMN	-	-	-	U	U	N
2429	Unnamed Lake	P2-10	-	18-Oct-17	Fall	MT	189	FTMN	-	-	-	U	U	N

Fish #	Stream/River or Waterbody Name	Site	Stream Order	Date	Season	Method[1]	Fish ID	Fish Species[2]	Length (mm)[3]	Weight (g)	Condition[4]	Maturity[5]	Sex[6]	Fish Toxicology (Y/N)[7]
2430	Unnamed Lake	P2-10	-	18-Oct-17	Fall	MT	190	FTMN	-	-	-	U	U	N
2431	Unnamed Lake	P2-10	-	18-Oct-17	Fall	MT	191	FTMN	-	-	-	U	U	N
2432	Unnamed Lake	P2-10	-	18-Oct-17	Fall	MT	192	FTMN	-	-	-	U	U	N
2433	Unnamed Lake	P2-10	-	18-Oct-17	Fall	MT	193	FTMN	-	-	-	U	U	N
2434	Unnamed Lake	P2-10	-	18-Oct-17	Fall	MT	194	FTMN	-	-	-	U	U	N
2435	Unnamed Lake	P2-10	-	18-Oct-17	Fall	MT	195	FTMN	-	-	-	U	U	N
2436	Unnamed Lake	P2-10	-	18-Oct-17	Fall	MT	196	FTMN	-	-	-	U	U	N
2437	Unnamed Lake	P2-10	-	18-Oct-17	Fall	MT	197	FTMN	-	-	-	U	U	N
2438	Unnamed Lake	P2-10	-	18-Oct-17	Fall	MT	198	FTMN	-	-	-	U	U	N
2439	Unnamed Lake	P2-10	-	18-Oct-17	Fall	MT	199	FTMN	-	-	-	U	U	N
2440	Unnamed Lake	P2-10	-	18-Oct-17	Fall	MT	200	FTMN	-	-	-	U	U	N
2441	Unnamed Lake	P2-10	-	18-Oct-17	Fall	MT	201	FTMN	-	-	-	U	U	N
2442	Unnamed Lake	P2-10	-	18-Oct-17	Fall	MT	202	FTMN	-	-	-	U	U	N
2443	Unnamed Lake	P2-10	-	18-Oct-17	Fall	MT	203	FTMN	-	-	-	U	U	N
2444	Unnamed Lake	P2-10	-	18-Oct-17	Fall	MT	204	FTMN	-	-	-	U	U	N
2445	Unnamed Lake	P2-10	-	18-Oct-17	Fall	MT	205	FTMN	-	-	-	U	U	N
2446	Unnamed Lake	P2-10	-	18-Oct-17	Fall	MT	206	FTMN	-	-	-	U	U	N
2447	Unnamed Lake	P2-10	-	18-Oct-17	Fall	MT	207	FTMN	-	-	-	U	U	N
2448	Unnamed Lake	P2-10	-	18-Oct-17	Fall	MT	208	FTMN	-	-	-	U	U	N
2449	Unnamed Lake	P2-10	-	18-Oct-17	Fall	MT	209	FTMN	-	-	-	U	U	N
2450	Unnamed Lake	P2-10	-	18-Oct-17	Fall	MT	210	FTMN	-	-	-	U	U	N
2451	Unnamed Lake	P2-10	-	18-Oct-17	Fall	MT	211	FTMN	-	-	-	U	U	N
2452	Unnamed Lake	P2-10	-	18-Oct-17	Fall	MT	212	FTMN	-	-	-	U	U	N
2453	Unnamed Lake	P2-10	-	18-Oct-17	Fall	MT	213	FTMN	-	-	-	U	U	N
2454	Unnamed Lake	P2-10	-	18-Oct-17	Fall	MT	214	FTMN	-	-	-	U	U	N
2455	Unnamed Lake	P2-10	-	18-Oct-17	Fall	MT	215	FTMN	-	-	-	U	U	N
2456	Unnamed Lake	P2-10	-	18-Oct-17	Fall	MT	216	FTMN	-	-	-	U	U	N
2457	Unnamed Lake	P2-10	-	18-Oct-17	Fall	MT	217	FTMN	-	-	-	U	U	N
2458	Unnamed Lake	P2-10	-	18-Oct-17	Fall	MT	218	FTMN	-	-	-	U	U	N
2459	Unnamed Lake	P2-10	-	18-Oct-17	Fall	MT	219	FTMN	-	-	-	U	U	N

Fish #	Stream/River or Waterbody Name	Site	Stream Order	Date	Season	Method[1]	Fish ID	Fish Species[2]	Length (mm)[3]	Weight (g)	Condition[4]	Maturity[5]	Sex[6]	Fish Toxicology (Y/N)[7]
2460	Unnamed Lake	P2-10	-	18-Oct-17	Fall	MT	220	FTMN	-	-	-	U	U	N
2461	Unnamed Lake	P2-10	-	18-Oct-17	Fall	MT	221	FTMN	-	-	-	U	U	N
2462	Unnamed Lake	P2-10	-	18-Oct-17	Fall	MT	222	FTMN	-	-	-	U	U	N
2463	Unnamed Lake	P2-10	-	18-Oct-17	Fall	MT	223	FTMN	-	-	-	U	U	N
2464	Unnamed Lake	P2-10	-	18-Oct-17	Fall	MT	224	FTMN	-	-	-	U	U	N
2465	Unnamed Lake	P2-10	-	18-Oct-17	Fall	MT	225	FTMN	-	-	-	U	U	N
2466	Unnamed Lake	P2-10	-	18-Oct-17	Fall	MT	226	FTMN	-	-	-	U	U	N
2467	Unnamed Lake	P2-10	-	18-Oct-17	Fall	MT	227	FTMN	-	-	-	U	U	N
2468	Unnamed Lake	P2-10	-	18-Oct-17	Fall	MT	228	FTMN	-	-	-	U	U	N
2469	Unnamed Lake	P2-10	-	18-Oct-17	Fall	MT	229	FTMN	-	-	-	U	U	N
2470	Unnamed Lake	P2-10	-	18-Oct-17	Fall	MT	230	FTMN	-	-	-	U	U	N
2471	Unnamed Lake	P2-10	-	18-Oct-17	Fall	MT	231	FTMN	-	-	-	U	U	N
2472	Unnamed Lake	P2-10	-	18-Oct-17	Fall	MT	232	FTMN	-	-	-	U	U	N
2473	Unnamed Lake	P2-10	-	18-Oct-17	Fall	MT	233	FTMN	-	-	-	U	U	N
2474	Unnamed Lake	P2-10	-	18-Oct-17	Fall	MT	234	FTMN	-	-	-	U	U	N
2475	Unnamed Lake	P2-10	-	18-Oct-17	Fall	MT	235	FTMN	-	-	-	U	U	N
2476	Unnamed Lake	P2-10	-	18-Oct-17	Fall	MT	236	FTMN	-	-	-	U	U	N
2477	Unnamed Lake	P2-10	-	18-Oct-17	Fall	MT	237	FTMN	-	-	-	U	U	N
2478	Unnamed Lake	P2-10	-	18-Oct-17	Fall	MT	238	FTMN	-	-	-	U	U	N
2479	Unnamed Lake	P2-10	-	18-Oct-17	Fall	MT	239	FTMN	-	-	-	U	U	N
2480	Unnamed Lake	P2-10	-	18-Oct-17	Fall	MT	240	FTMN	-	-	-	U	U	N
2481	Unnamed Lake	P2-10	-	18-Oct-17	Fall	MT	241	FTMN	-	-	-	U	U	N
2482	Unnamed Lake	P2-10	-	18-Oct-17	Fall	MT	242	FTMN	-	-	-	U	U	N
2483	Unnamed Lake	P2-10	-	18-Oct-17	Fall	MT	243	FTMN	-	-	-	U	U	N
2484	Unnamed Lake	P2-10	-	18-Oct-17	Fall	MT	244	FTMN	-	-	-	U	U	N
2485	Unnamed Lake	P2-10	-	18-Oct-17	Fall	MT	245	FTMN	-	-	-	U	U	N
2486	Unnamed Lake	P2-10	-	18-Oct-17	Fall	MT	246	FTMN	-	-	-	U	U	N
2487	Unnamed Lake	P2-10	-	18-Oct-17	Fall	MT	247	FTMN	-	-	-	U	U	N
2488	Unnamed Lake	P2-10	-	18-Oct-17	Fall	MT	248	FTMN	-	-	-	U	U	N
2489	Unnamed Lake	P2-10	-	18-Oct-17	Fall	MT	249	FTMN	-	-	-	U	U	N

Fish #	Stream/River or Waterbody Name	Site	Stream Order	Date	Season	Method[1]	Fish ID	Fish Species[2]	Length (mm)[3]	Weight (g)	Condition[4]	Maturity[5]	Sex[6]	Fish Toxicology (Y/N)[7]
2490	Unnamed Lake	P2-10	-	18-Oct-17	Fall	MT	250	FTMN	-	-	-	U	U	N
2491	Unnamed Lake	P2-10	-	18-Oct-17	Fall	MT	251	FTMN	-	-	-	U	U	N
2492	Unnamed Lake	P2-10	-	18-Oct-17	Fall	MT	252	FTMN	-	-	-	U	U	N
2493	Unnamed Lake	P2-10	-	18-Oct-17	Fall	MT	253	FTMN	-	-	-	U	U	N
2494	Unnamed Lake	P2-10	-	18-Oct-17	Fall	MT	254	FTMN	-	-	-	U	U	N
2495	Unnamed Lake	P2-10	-	18-Oct-17	Fall	MT	255	FTMN	-	-	-	U	U	N
2496	Unnamed Lake	P2-10	-	18-Oct-17	Fall	MT	256	FTMN	-	-	-	U	U	N
2497	Unnamed Lake	P2-10	-	18-Oct-17	Fall	MT	257	FTMN	-	-	-	U	U	N
2498	Unnamed Lake	P2-10	-	18-Oct-17	Fall	MT	258	FTMN	-	-	-	U	U	N
2499	Unnamed Lake	P2-10	-	18-Oct-17	Fall	MT	259	FTMN	-	-	-	U	U	N
2500	Unnamed Lake	P2-10	-	18-Oct-17	Fall	MT	260	FTMN	-	-	-	U	U	N
2501	Unnamed Lake	P2-10	-	18-Oct-17	Fall	MT	261	FTMN	-	-	-	U	U	N
2502	Unnamed Lake	P2-10	-	18-Oct-17	Fall	MT	262	FTMN	-	-	-	U	U	N
2503	Unnamed Lake	P2-10	-	18-Oct-17	Fall	MT	263	FTMN	-	-	-	U	U	N
2504	Unnamed Lake	P2-10	-	18-Oct-17	Fall	MT	264	FTMN	-	-	-	U	U	N
2505	Unnamed Lake	P2-10	-	18-Oct-17	Fall	MT	265	FTMN	-	-	-	U	U	N
2506	Unnamed Lake	P2-10	-	18-Oct-17	Fall	MT	266	FTMN	-	-	-	U	U	N
2507	Unnamed Lake	P2-10	-	18-Oct-17	Fall	MT	267	FTMN	-	-	-	U	U	N
2508	Unnamed Lake	P2-10	-	18-Oct-17	Fall	MT	268	FTMN	-	-	-	U	U	N
2509	Unnamed Lake	P2-10	-	18-Oct-17	Fall	MT	269	FTMN	-	-	-	U	U	N
2510	Unnamed Lake	P2-10	-	18-Oct-17	Fall	MT	270	FTMN	-	-	-	U	U	N
2511	Unnamed Lake	P2-10	-	18-Oct-17	Fall	MT	271	FTMN	-	-	-	U	U	N
2512	Unnamed Lake	P2-10	-	18-Oct-17	Fall	MT	272	FTMN	-	-	-	U	U	N
2513	Unnamed Lake	P2-10	-	18-Oct-17	Fall	MT	273	FTMN	-	-	-	U	U	N
2514	Unnamed Lake	P2-10	-	18-Oct-17	Fall	MT	274	FTMN	-	-	-	U	U	N
2515	Unnamed Lake	P2-10	-	18-Oct-17	Fall	MT	275	FTMN	-	-	-	U	U	N
2516	Unnamed Lake	P2-10	-	18-Oct-17	Fall	MT	276	FTMN	-	-	-	U	U	N
2517	Unnamed Lake	P2-10	-	18-Oct-17	Fall	MT	277	FTMN	-	-	-	U	U	N
2518	Unnamed Lake	P2-10	-	18-Oct-17	Fall	MT	278	FTMN	-	-	-	U	U	N
2519	Unnamed Lake	P2-10	-	18-Oct-17	Fall	MT	279	FTMN	-	-	-	U	U	N

Fish #	Stream/River or Waterbody Name	Site	Stream Order	Date	Season	Method[1]	Fish ID	Fish Species[2]	Length (mm)[3]	Weight (g)	Condition[4]	Maturity[5]	Sex[6]	Fish Toxicology (Y/N)[7]
2520	Unnamed Lake	P2-10	-	18-Oct-17	Fall	MT	280	FTMN	-	-	-	U	U	N
2521	Unnamed Lake	P2-10	-	18-Oct-17	Fall	MT	281	FTMN	-	-	-	U	U	N
2522	Unnamed Lake	P2-10	-	18-Oct-17	Fall	MT	282	FTMN	-	-	-	U	U	N
2523	Unnamed Lake	P2-10	-	18-Oct-17	Fall	MT	283	FTMN	-	-	-	U	U	N
2524	Unnamed Lake	P2-10	-	18-Oct-17	Fall	MT	284	FTMN	-	-	-	U	U	N
2525	Unnamed Lake	P2-10	-	18-Oct-17	Fall	MT	285	FTMN	-	-	-	U	U	N
2526	Unnamed Lake	P2-10	-	18-Oct-17	Fall	MT	286	FTMN	-	-	-	U	U	N
2527	Unnamed Lake	P2-10	-	18-Oct-17	Fall	MT	287	FTMN	-	-	-	U	U	N
2528	Unnamed Lake	P2-10	-	18-Oct-17	Fall	MT	288	FTMN	-	-	-	U	U	N
2529	Unnamed Lake	P2-10	-	18-Oct-17	Fall	MT	289	FTMN	-	-	-	U	U	N
2530	Unnamed Lake	P2-10	-	18-Oct-17	Fall	MT	290	FTMN	-	-	-	U	U	N
2531	Unnamed Lake	P2-10	-	18-Oct-17	Fall	MT	291	FTMN	-	-	-	U	U	N
2532	Unnamed Lake	P2-10	-	18-Oct-17	Fall	MT	292	FTMN	-	-	-	U	U	N
2533	Unnamed Lake	P2-10	-	18-Oct-17	Fall	MT	293	FTMN	-	-	-	U	U	N
2534	Unnamed Lake	P2-10	-	18-Oct-17	Fall	MT	294	FTMN	-	-	-	U	U	N
2535	Unnamed Lake	P2-10	-	18-Oct-17	Fall	MT	295	FTMN	-	-	-	U	U	N
2536	Unnamed Lake	P2-10	-	18-Oct-17	Fall	MT	296	FTMN	-	-	-	U	U	N
2537	Unnamed Lake	P2-10	-	18-Oct-17	Fall	MT	297	FTMN	-	-	-	U	U	N
2538	Unnamed Lake	P2-10	-	18-Oct-17	Fall	MT	298	FTMN	-	-	-	U	U	N
2539	Unnamed Lake	P2-10	-	18-Oct-17	Fall	MT	299	FTMN	-	-	-	U	U	N
2540	Unnamed Lake	P2-10	-	18-Oct-17	Fall	MT	300	FTMN	-	-	-	U	U	N
2541	Unnamed Lake	P2-10	-	18-Oct-17	Fall	MT	301	FTMN	-	-	-	U	U	N
2542	Unnamed Lake	P2-10	-	18-Oct-17	Fall	MT	302	FTMN	-	-	-	U	U	N
2543	Unnamed Lake	P2-10	-	18-Oct-17	Fall	MT	303	FTMN	-	-	-	U	U	N
2544	Unnamed Lake	P2-10	-	18-Oct-17	Fall	MT	304	FTMN	-	-	-	U	U	N
2545	Unnamed Lake	P2-10	-	18-Oct-17	Fall	MT	305	FTMN	-	-	-	U	U	N
2546	Unnamed Lake	P2-10	-	18-Oct-17	Fall	MT	306	FTMN	-	-	-	U	U	N
2547	Unnamed Lake	P2-10	-	18-Oct-17	Fall	MT	307	FTMN	-	-	-	U	U	N
2548	Unnamed Lake	P2-10	-	18-Oct-17	Fall	MT	308	FTMN	-	-	-	U	U	N
2549	Unnamed Lake	P2-10	-	18-Oct-17	Fall	MT	309	FTMN	-	-	-	U	U	N

Fish #	Stream/River or Waterbody Name	Site	Stream Order	Date	Season	Method[1]	Fish ID	Fish Species[2]	Length (mm)[3]	Weight (g)	Condition[4]	Maturity[5]	Sex[6]	Fish Toxicology (Y/N)[7]
2550	Unnamed Lake	P2-10	-	18-Oct-17	Fall	MT	310	FTMN	-	-	-	U	U	N
2551	Unnamed Lake	P2-10	-	18-Oct-17	Fall	MT	311	FTMN	-	-	-	U	U	N
2552	Unnamed Lake	P2-10	-	18-Oct-17	Fall	MT	312	FTMN	-	-	-	U	U	N
2553	Unnamed Lake	P2-10	-	18-Oct-17	Fall	MT	313	FTMN	-	-	-	U	U	N
2554	Unnamed Lake	P2-10	-	18-Oct-17	Fall	MT	314	FTMN	-	-	-	U	U	N
2555	Unnamed Lake	P2-10	-	18-Oct-17	Fall	MT	315	FTMN	-	-	-	U	U	N
2556	Unnamed Lake	P2-10	-	18-Oct-17	Fall	MT	316	FTMN	-	-	-	U	U	N
2557	Unnamed Lake	P2-10	-	18-Oct-17	Fall	MT	317	FTMN	-	-	-	U	U	N
2558	Unnamed Lake	P2-10	-	18-Oct-17	Fall	MT	318	FTMN	-	-	-	U	U	N
2559	Unnamed Lake	P2-10	-	18-Oct-17	Fall	MT	319	FTMN	-	-	-	U	U	N
2560	Unnamed Lake	P2-10	-	18-Oct-17	Fall	MT	320	FTMN	-	-	-	U	U	N
2561	Unnamed Lake	P2-10	-	18-Oct-17	Fall	MT	321	FTMN	-	-	-	U	U	N
2562	Unnamed Lake	P2-10	-	18-Oct-17	Fall	MT	322	FTMN	-	-	-	U	U	N
2563	Unnamed Lake	P2-10	-	18-Oct-17	Fall	MT	323	FTMN	-	-	-	U	U	N
2564	Unnamed Lake	P2-10	-	18-Oct-17	Fall	MT	324	FTMN	-	-	-	U	U	N
2565	Unnamed Lake	P2-10	-	18-Oct-17	Fall	MT	325	FTMN	-	-	-	U	U	N
2566	Unnamed Lake	P2-10	-	18-Oct-17	Fall	MT	326	FTMN	-	-	-	U	U	N
2567	Unnamed Lake	P2-10	-	18-Oct-17	Fall	MT	327	FTMN	-	-	-	U	U	N
2568	Unnamed Lake	P2-10	-	18-Oct-17	Fall	MT	328	FTMN	-	-	-	U	U	N
2569	Unnamed Lake	P2-10	-	18-Oct-17	Fall	MT	329	FTMN	-	-	-	U	U	N
2570	Unnamed Lake	P2-10	-	18-Oct-17	Fall	MT	330	FTMN	-	-	-	U	U	N
2571	Unnamed Lake	P2-10	-	18-Oct-17	Fall	MT	331	FTMN	-	-	-	U	U	N
2572	Unnamed Lake	P2-10	-	18-Oct-17	Fall	MT	332	FTMN	-	-	-	U	U	N
2573	Unnamed Lake	P2-10	-	18-Oct-17	Fall	MT	333	FTMN	-	-	-	U	U	N
2574	Unnamed Lake	P2-10	-	18-Oct-17	Fall	MT	334	FTMN	-	-	-	U	U	N
2575	Unnamed Lake	P2-10	-	18-Oct-17	Fall	MT	335	FTMN	-	-	-	U	U	N
2576	Unnamed Lake	P2-10	-	18-Oct-17	Fall	MT	336	FTMN	-	-	-	U	U	N
2577	Unnamed Lake	P2-10	-	18-Oct-17	Fall	MT	337	FTMN	-	-	-	U	U	N
2578	Unnamed Lake	P2-10	-	18-Oct-17	Fall	MT	338	FTMN	-	-	-	U	U	N
2579	Unnamed Lake	P2-10	-	18-Oct-17	Fall	MT	339	FTMN	-	-	-	U	U	N

Fish #	Stream/River or Waterbody Name	Site	Stream Order	Date	Season	Method[1]	Fish ID	Fish Species[2]	Length (mm)[3]	Weight (g)	Condition[4]	Maturity[5]	Sex[6]	Fish Toxicology (Y/N)[7]
2580	Unnamed Lake	P2-10	-	18-Oct-17	Fall	MT	340	FTMN	-	-	-	U	U	N
2581	Unnamed Lake	P2-10	-	18-Oct-17	Fall	MT	341	FTMN	-	-	-	U	U	N
2582	Unnamed Lake	P2-10	-	18-Oct-17	Fall	MT	342	FTMN	-	-	-	U	U	N
2583	Unnamed Lake	P2-10	-	18-Oct-17	Fall	MT	343	FTMN	-	-	-	U	U	N
2584	Unnamed Lake	P2-10	-	18-Oct-17	Fall	MT	344	FTMN	-	-	-	U	U	N
2585	Unnamed Lake	P2-10	-	18-Oct-17	Fall	MT	345	FTMN	-	-	-	U	U	N
2586	Unnamed Lake	P2-10	-	18-Oct-17	Fall	MT	346	FTMN	-	-	-	U	U	N
2587	Unnamed Lake	P2-10	-	18-Oct-17	Fall	MT	347	FTMN	-	-	-	U	U	N
2588	Unnamed Lake	P2-10	-	18-Oct-17	Fall	MT	348	FTMN	-	-	-	U	U	N
2589	Unnamed Lake	P2-10	-	18-Oct-17	Fall	MT	349	FTMN	-	-	-	U	U	N
2590	Unnamed Lake	P2-10	-	18-Oct-17	Fall	MT	350	FTMN	-	-	-	U	U	N
2591	Unnamed Lake	P2-10	-	18-Oct-17	Fall	MT	351	FTMN	-	-	-	U	U	N
2592	Unnamed Lake	P2-10	-	18-Oct-17	Fall	MT	352	FTMN	-	-	-	U	U	N
2593	Unnamed Lake	P2-10	-	18-Oct-17	Fall	MT	353	FTMN	-	-	-	U	U	N
2594	Unnamed Lake	P2-10	-	18-Oct-17	Fall	MT	354	FTMN	-	-	-	U	U	N
2595	Unnamed Lake	P2-10	-	18-Oct-17	Fall	MT	355	FTMN	-	-	-	U	U	N
2596	Unnamed Lake	P2-10	-	18-Oct-17	Fall	MT	356	FTMN	-	-	-	U	U	N
2597	Unnamed Lake	P2-10	-	18-Oct-17	Fall	MT	357	FTMN	-	-	-	U	U	N
2598	Unnamed Lake	P2-10	-	18-Oct-17	Fall	MT	358	FTMN	-	-	-	U	U	N
2599	Unnamed Lake	P2-10	-	18-Oct-17	Fall	MT	359	FTMN	-	-	-	U	U	N
2600	Unnamed Lake	P2-10	-	18-Oct-17	Fall	MT	360	FTMN	-	-	-	U	U	N
2601	Unnamed Lake	P2-10	-	18-Oct-17	Fall	MT	361	FTMN	-	-	-	U	U	N
2602	Unnamed Lake	P2-10	-	18-Oct-17	Fall	MT	362	FTMN	-	-	-	U	U	N
2603	Unnamed Lake	P2-10	-	18-Oct-17	Fall	MT	363	FTMN	-	-	-	U	U	N
2604	Unnamed Lake	P2-10	-	18-Oct-17	Fall	MT	364	FTMN	-	-	-	U	U	N
2605	Unnamed Lake	P2-10	-	18-Oct-17	Fall	MT	365	FTMN	-	-	-	U	U	N
2606	Unnamed Lake	P2-10	-	18-Oct-17	Fall	MT	366	FTMN	-	-	-	U	U	N
2607	Unnamed Lake	P2-10	-	18-Oct-17	Fall	MT	367	FTMN	-	-	-	U	U	N
2608	Unnamed Lake	P2-10	-	18-Oct-17	Fall	MT	368	FTMN	-	-	-	U	U	N
2609	Unnamed Lake	P2-10	-	18-Oct-17	Fall	MT	369	FTMN	-	-	-	U	U	N

Fish #	Stream/River or Waterbody Name	Site	Stream Order	Date	Season	Method[1]	Fish ID	Fish Species[2]	Length (mm)[3]	Weight (g)	Condition[4]	Maturity[5]	Sex[6]	Fish Toxicology (Y/N)[7]
2610	Unnamed Lake	P2-10	-	18-Oct-17	Fall	MT	370	FTMN	-	-	-	U	U	N
2611	Unnamed Lake	P2-10	-	18-Oct-17	Fall	MT	371	FTMN	-	-	-	U	U	N
2612	Unnamed Lake	P2-10	-	18-Oct-17	Fall	MT	372	FTMN	-	-	-	U	U	N
2613	Unnamed Lake	P2-10	-	18-Oct-17	Fall	MT	373	FTMN	-	-	-	U	U	N
2614	Unnamed Lake	P2-10	-	18-Oct-17	Fall	MT	374	FTMN	-	-	-	U	U	N
2615	Unnamed Lake	P2-10	-	18-Oct-17	Fall	MT	375	FTMN	-	-	-	U	U	N
2616	Unnamed Lake	P2-10	-	18-Oct-17	Fall	MT	376	FTMN	-	-	-	U	U	N
2617	Unnamed Lake	P2-10	-	18-Oct-17	Fall	MT	377	FTMN	-	-	-	U	U	N
2618	Unnamed Lake	P2-10	-	18-Oct-17	Fall	MT	378	FTMN	-	-	-	U	U	N
2619	Unnamed Lake	P2-10	-	18-Oct-17	Fall	MT	379	FTMN	-	-	-	U	U	N
2620	Unnamed Lake	P2-10	-	18-Oct-17	Fall	MT	380	FTMN	-	-	-	U	U	N
2621	Unnamed Lake	P2-10	-	18-Oct-17	Fall	MT	381	FTMN	-	-	-	U	U	N
2622	Unnamed Lake	P2-10	-	18-Oct-17	Fall	MT	382	FTMN	-	-	-	U	U	N
2623	Unnamed Lake	P2-10	-	18-Oct-17	Fall	MT	383	FTMN	-	-	-	U	U	N
2624	Unnamed Lake	P2-10	-	18-Oct-17	Fall	MT	384	FTMN	-	-	-	U	U	N
2625	Unnamed Lake	P2-10	-	18-Oct-17	Fall	MT	385	FTMN	-	-	-	U	U	N
2626	Unnamed Lake	P2-10	-	18-Oct-17	Fall	MT	386	FTMN	-	-	-	U	U	N
2627	Unnamed Lake	P2-10	-	18-Oct-17	Fall	MT	387	FTMN	-	-	-	U	U	N
2628	Unnamed Lake	P2-10	-	18-Oct-17	Fall	MT	388	FTMN	-	-	-	U	U	N
2629	Unnamed Lake	P2-10	-	18-Oct-17	Fall	MT	389	FTMN	-	-	-	U	U	N
2630	Unnamed Lake	P2-10	-	18-Oct-17	Fall	MT	390	FTMN	-	-	-	U	U	N
2631	Unnamed Lake	P2-10	-	18-Oct-17	Fall	MT	391	FTMN	-	-	-	U	U	N
2632	Unnamed Lake	P2-10	-	18-Oct-17	Fall	MT	392	FTMN	-	-	-	U	U	N
2633	Unnamed Lake	P2-10	-	18-Oct-17	Fall	MT	393	FTMN	-	-	-	U	U	N
2634	Unnamed Lake	P2-10	-	18-Oct-17	Fall	MT	394	FTMN	-	-	-	U	U	N
2635	Unnamed Lake	P2-10	-	18-Oct-17	Fall	MT	395	FTMN	-	-	-	U	U	N
2636	Unnamed Lake	P2-10	-	18-Oct-17	Fall	MT	396	FTMN	-	-	-	U	U	N
2637	Unnamed Lake	P2-10	-	18-Oct-17	Fall	MT	397	FTMN	-	-	-	U	U	N
2638	Unnamed Lake	P2-10	-	18-Oct-17	Fall	MT	398	FTMN	-	-	-	U	U	N
2639	Unnamed Lake	P2-10	-	18-Oct-17	Fall	MT	399	FTMN	-	-	-	U	U	N

Fish #	Stream/River or Waterbody Name	Site	Stream Order	Date	Season	Method[1]	Fish ID	Fish Species[2]	Length (mm)[3]	Weight (g)	Condition[4]	Maturity[5]	Sex[6]	Fish Toxicology (Y/N)[7]
2640	Unnamed Lake	P2-10	-	18-Oct-17	Fall	MT	400	FTMN	-	-	-	U	U	N
2641	Unnamed Lake	P2-10	-	18-Oct-17	Fall	MT	401	FTMN	-	-	-	U	U	N
2642	Unnamed Lake	P2-10	-	18-Oct-17	Fall	MT	402	FTMN	-	-	-	U	U	N
2643	Unnamed Lake	P2-10	-	18-Oct-17	Fall	MT	403	FTMN	-	-	-	U	U	N
2644	Unnamed Lake	P2-10	-	18-Oct-17	Fall	MT	404	FTMN	-	-	-	U	U	N
2645	Unnamed Lake	P2-10	-	18-Oct-17	Fall	MT	405	FTMN	-	-	-	U	U	N
2646	Unnamed Lake	P2-10	-	18-Oct-17	Fall	MT	406	FTMN	-	-	-	U	U	N
2647	Unnamed Lake	P2-10	-	18-Oct-17	Fall	MT	407	FTMN	-	-	-	U	U	N
2648	Unnamed Lake	P2-10	-	18-Oct-17	Fall	MT	408	FTMN	-	-	-	U	U	N
2649	Unnamed Lake	P2-10	-	18-Oct-17	Fall	MT	409	FTMN	-	-	-	U	U	N
2650	Unnamed Lake	P2-10	-	18-Oct-17	Fall	MT	410	FTMN	-	-	-	U	U	N
2651	Unnamed Lake	P2-10	-	18-Oct-17	Fall	MT	411	FTMN	-	-	-	U	U	N
2652	Unnamed Lake	P2-10	-	18-Oct-17	Fall	MT	412	FTMN	-	-	-	U	U	N
2653	Unnamed Lake	P2-10	-	18-Oct-17	Fall	MT	413	FTMN	-	-	-	U	U	N
2654	Unnamed Lake	P2-10	-	18-Oct-17	Fall	MT	414	FTMN	-	-	-	U	U	N
2655	Unnamed Lake	P2-10	-	18-Oct-17	Fall	MT	415	FTMN	-	-	-	U	U	N
2656	Unnamed Lake	P2-10	-	18-Oct-17	Fall	MT	416	FTMN	-	-	-	U	U	N
2657	Unnamed Lake	P2-10	-	18-Oct-17	Fall	MT	417	FTMN	-	-	-	U	U	N
2658	Unnamed Lake	P2-10	-	18-Oct-17	Fall	MT	418	FTMN	-	-	-	U	U	N
2659	Unnamed Lake	P2-10	-	18-Oct-17	Fall	MT	419	FTMN	-	-	-	U	U	N
2660	Unnamed Lake	P2-10	-	18-Oct-17	Fall	MT	420	FTMN	-	-	-	U	U	N
2661	Unnamed Lake	P2-10	-	18-Oct-17	Fall	MT	421	FTMN	-	-	-	U	U	N
2662	Unnamed Lake	P2-10	-	18-Oct-17	Fall	MT	422	FTMN	-	-	-	U	U	N
2663	Unnamed Lake	P2-10	-	18-Oct-17	Fall	MT	423	FTMN	-	-	-	U	U	N
2664	Unnamed Lake	P2-10	-	18-Oct-17	Fall	MT	424	FTMN	-	-	-	U	U	N
2665	Unnamed Lake	P2-10	-	18-Oct-17	Fall	MT	425	FTMN	-	-	-	U	U	N
2666	Unnamed Lake	P2-10	-	18-Oct-17	Fall	MT	426	FTMN	-	-	-	U	U	N
2667	Unnamed Lake	P2-10	-	18-Oct-17	Fall	MT	427	FTMN	-	-	-	U	U	N
2668	Unnamed Lake	P2-10	-	18-Oct-17	Fall	MT	428	FTMN	-	-	-	U	U	N
2669	Unnamed Lake	P2-10	-	18-Oct-17	Fall	MT	429	FTMN	-	-	-	U	U	N

Fish #	Stream/River or Waterbody Name	Site	Stream Order	Date	Season	Method[1]	Fish ID	Fish Species[2]	Length (mm)[3]	Weight (g)	Condition[4]	Maturity[5]	Sex[6]	Fish Toxicology (Y/N)[7]
2670	Unnamed Lake	P2-10	-	18-Oct-17	Fall	MT	430	FTMN	-	-	-	U	U	N
2671	Unnamed Lake	P2-10	-	18-Oct-17	Fall	MT	431	FTMN	-	-	-	U	U	N
2672	Unnamed Lake	P2-10	-	18-Oct-17	Fall	MT	432	FTMN	-	-	-	U	U	N
2673	Unnamed Lake	P2-10	-	18-Oct-17	Fall	MT	433	FTMN	-	-	-	U	U	N
2674	Unnamed Lake	P2-10	-	18-Oct-17	Fall	MT	434	FTMN	-	-	-	U	U	N
2675	Unnamed Lake	P2-10	-	18-Oct-17	Fall	MT	435	FTMN	-	-	-	U	U	N
2676	Unnamed Lake	P2-10	-	18-Oct-17	Fall	MT	436	FTMN	-	-	-	U	U	N
2677	Unnamed Lake	P2-10	-	18-Oct-17	Fall	MT	437	FTMN	-	-	-	U	U	N
2678	Unnamed Lake	P2-10	-	18-Oct-17	Fall	MT	438	FTMN	-	-	-	U	U	N
2679	Unnamed Lake	P2-10	-	18-Oct-17	Fall	MT	439	FTMN	-	-	-	U	U	N
2680	Unnamed Lake	P2-10	-	18-Oct-17	Fall	MT	440	FTMN	-	-	-	U	U	N
2681	Unnamed Lake	P2-10	-	18-Oct-17	Fall	MT	441	FTMN	-	-	-	U	U	N
2682	Unnamed Lake	P2-10	-	18-Oct-17	Fall	MT	442	FTMN	-	-	-	U	U	N
2683	Unnamed Lake	P2-10	-	18-Oct-17	Fall	MT	443	FTMN	-	-	-	U	U	N
2684	Unnamed Lake	P2-10	-	18-Oct-17	Fall	MT	444	FTMN	-	-	-	U	U	N
2685	Unnamed Lake	P2-10	-	18-Oct-17	Fall	MT	445	FTMN	-	-	-	U	U	N
2686	Unnamed Lake	P2-10	-	18-Oct-17	Fall	MT	446	FTMN	-	-	-	U	U	N
2687	Unnamed Lake	P2-10	-	18-Oct-17	Fall	MT	447	FTMN	-	-	-	U	U	N
2688	Unnamed Tributary	P2-12	2	18-Aug-12	Summer	MT	1	FNDC	75	4.2	1.00	U	U	N
2689	Unnamed Tributary	P2-12	2	18-Aug-12	Summer	MT	2	FNDC	59	2.8	1.36	U	U	N
2690	Unnamed Tributary	P2-12	2	18-Aug-12	Summer	MT	3	FNDC	59	2.8	1.36	U	U	N
2691	Unnamed Tributary	P2-12	2	18-Aug-12	Summer	MT	4	FNDC	52	2.5	1.78	U	U	N
2692	Unnamed Tributary	P2-12	2	18-Aug-12	Summer	MT	5	FNDC	58	-	-	U	U	N
2693	Unnamed Tributary	P2-12	2	18-Aug-12	Summer	MT	6	FNDC	62	-	-	U	U	N
2694	Unnamed Tributary	P2-12	2	18-Aug-12	Summer	MT	7	FNDC	59	-	-	U	U	N
2695	Unnamed Tributary	P2-12	2	18-Aug-12	Summer	MT	8	FNDC	63	-	-	U	U	N
2696	Unnamed Tributary	P2-12	2	18-Aug-12	Summer	MT	9	FNDC	57	-	-	U	U	N
2697	Unnamed Tributary	P2-12	2	18-Aug-12	Summer	MT	10	FNDC	56	-	-	U	U	N
2698	Unnamed Tributary	P2-12	2	18-Aug-12	Summer	MT	11	FNDC	64	-	-	U	U	N
2699	Unnamed Tributary	P2-12	2	18-Aug-12	Summer	MT	12	FNDC	57	-	-	U	U	N

Fish #	Stream/River or Waterbody Name	Site	Stream Order	Date	Season	Method[1]	Fish ID	Fish Species[2]	Length (mm)[3]	Weight (g)	Condition[4]	Maturity[5]	Sex[6]	Fish Toxicology (Y/N)[7]
2700	Unnamed Tributary	P2-12	2	18-Aug-12	Summer	MT	13	FNDC	63	-	-	U	U	N
2701	Unnamed Tributary	P2-12	2	18-Aug-12	Summer	MT	14	FNDC	71	-	-	U	U	N
2702	Unnamed Tributary	P2-12	2	18-Aug-12	Summer	MT	15	FNDC	56	-	-	U	U	N
2703	Unnamed Tributary	P2-12	2	18-Aug-12	Summer	MT	16	FNDC	60	-	-	U	U	N
2704	Unnamed Tributary	P2-12	2	18-Aug-12	Summer	MT	17	FNDC	61	-	-	U	U	N
2705	Unnamed Tributary	P2-12	2	18-Aug-12	Summer	MT	18	FNDC	60	-	-	U	U	N
2706	Unnamed Tributary	P2-12	2	18-Aug-12	Summer	MT	19	FNDC	62	-	-	U	U	N
2707	Unnamed Tributary	P2-12	2	18-Aug-12	Summer	MT	20	FNDC	60	-	-	U	U	N
2708	Unnamed Tributary	P2-12	2	18-Aug-12	Summer	MT	21	FNDC	57	-	-	U	U	N
2709	Unnamed Tributary	P2-12	2	18-Aug-12	Summer	MT	22	FNDC	67	-	-	U	U	N
2710	Unnamed Tributary	P2-12	2	18-Aug-12	Summer	MT	23	FNDC	61	-	-	U	U	N
2711	Unnamed Tributary	P2-12	2	18-Aug-12	Summer	MT	24	FNDC	59	-	-	U	U	N
2712	Unnamed Tributary	P2-12	2	18-Aug-12	Summer	MT	25	FNDC	63	-	-	U	U	N
2713	Unnamed Tributary	P2-12	2	18-Aug-12	Summer	MT	26	FNDC	60	-	-	U	U	N
2714	Unnamed Tributary	P2-12	2	18-Aug-12	Summer	MT	27	FNDC	57	-	-	U	U	N
2715	Unnamed Tributary	P2-12	2	18-Aug-12	Summer	MT	28	FNDC	58	-	-	U	U	N
2716	Unnamed Tributary	P2-12	2	18-Aug-12	Summer	MT	29	FNDC	61	-	-	U	U	N
2717	Unnamed Tributary	P2-12	2	18-Aug-12	Summer	MT	30	FNDC	56	-	-	U	U	N
2718	Unnamed Tributary	P2-12	2	18-Aug-12	Summer	MT	31	FNDC	59	-	-	U	U	N
2719	Unnamed Tributary	P2-12	2	18-Aug-12	Summer	MT	32	FNDC	65	-	-	U	U	N
2720	Unnamed Tributary	P2-12	2	18-Aug-12	Summer	MT	33	FNDC	64	-	-	U	U	N
2721	Unnamed Tributary	P2-12	2	18-Aug-12	Summer	MT	34	FNDC	62	-	-	U	U	N
2722	Unnamed Tributary	P2-12	2	18-Aug-12	Summer	MT	35	FNDC	60	-	-	U	U	N
2723	Unnamed Tributary	P2-12	2	18-Aug-12	Summer	MT	36	FNDC	63	-	-	U	U	N
2724	Unnamed Tributary	P2-12	2	18-Aug-12	Summer	MT	37	FNDC	71	-	-	U	U	N
2725	Unnamed Tributary	P2-12	2	18-Aug-12	Summer	MT	38	FNDC	65	-	-	U	U	N
2726	Unnamed Tributary	P2-12	2	18-Aug-12	Summer	MT	39	FNDC	57	-	-	U	U	N
2727	Unnamed Tributary	P2-12	2	18-Aug-12	Summer	MT	40	BRST	47	-	-	U	U	N
2728	Unnamed Tributary	P2-12	2	18-Aug-12	Summer	MT	41	FNDC	62	-	-	U	U	N
2729	Unnamed Tributary	P2-12	2	18-Aug-12	Summer	MT	42	FNDC	55	-	-	U	U	N

Fish #	Stream/River or Waterbody Name	Site	Stream Order	Date	Season	Method[1]	Fish ID	Fish Species[2]	Length (mm)[3]	Weight (g)	Condition[4]	Maturity[5]	Sex[6]	Fish Toxicology (Y/N)[7]
2730	Unnamed Tributary	P2-12	2	18-Aug-12	Summer	MT	43	FNDC	67	-	-	U	U	N
2731	Unnamed Tributary	P2-12	2	18-Aug-12	Summer	MT	44	FNDC	58	-	-	U	U	N
2732	Unnamed Tributary	P2-12	2	18-Aug-12	Summer	MT	45	FNDC	68	-	-	U	U	N
2733	Unnamed Tributary	P2-12	2	18-Aug-12	Summer	MT	46	FNDC	61	-	-	U	U	N
2734	Unnamed Tributary	P2-12	2	18-Aug-12	Summer	MT	47	FNDC	55	-	-	U	U	N
2735	Unnamed Tributary	P2-12	2	18-Aug-12	Summer	MT	48	FNDC	62	-	-	U	U	N
2736	Unnamed Tributary	P2-12	2	18-Aug-12	Summer	MT	49	FNDC	59	-	-	U	U	N
2737	Unnamed Tributary	P2-12	2	18-Aug-12	Summer	MT	50	FNDC	53	-	-	U	U	N
2738	Unnamed Tributary	P2-12	2	18-Aug-12	Summer	MT	51	FNDC	55	-	-	U	U	N
2739	Unnamed Tributary	P2-12	2	18-Aug-12	Summer	MT	52	FNDC	65	-	-	U	U	N
2740	Unnamed Tributary	P2-12	2	18-Aug-12	Summer	MT	53	FNDC	61	-	-	U	U	N
2741	Unnamed Tributary	P2-12	2	18-Aug-12	Summer	MT	54	FNDC	53	-	-	U	U	N
2742	Unnamed Tributary	P2-12	2	18-Aug-12	Summer	MT	55	FNDC	70	-	-	U	U	N
2743	Unnamed Tributary	P2-12	2	18-Aug-12	Summer	MT	56	FNDC	71	-	-	U	U	N
2744	Unnamed Tributary	P2-12	2	18-Aug-12	Summer	MT	57	FNDC	60	-	-	U	U	N
2745	Unnamed Tributary	P2-12	2	18-Aug-12	Summer	MT	58	FNDC	56	-	-	U	U	N
2746	Unnamed Tributary	P2-12	2	18-Aug-12	Summer	MT	59	BRST	47	-	-	U	U	N
2747	Unnamed Tributary	P2-12	2	18-Aug-12	Summer	MT	60	BRST	51	-	-	U	U	N
2748	Unnamed Tributary	P2-12	2	18-Aug-12	Summer	MT	61	BRST	58	-	-	U	U	N
2749	Unnamed Tributary	P2-12	2	18-Aug-12	Summer	MT	62	FNDC	69	3.8	1.16	U	U	N
2750	Unnamed Tributary	P2-12	2	18-Aug-12	Summer	MT	63	FNDC	67	2.8	0.93	U	U	N
2751	Unnamed Tributary	P2-12	2	18-Aug-12	Summer	MT	64	FNDC	68	3.1	0.99	U	U	N
2752	Unnamed Tributary	P2-12	2	18-Aug-12	Summer	MT	65	FNDC	60	2.4	1.11	U	U	N
2753	Unnamed Tributary	P2-12	2	18-Aug-12	Summer	MT	66	FNDC	65	3.2	1.17	U	U	N
2754	Unnamed Tributary	P2-12	2	18-Aug-12	Summer	MT	67	FNDC	63	2.8	1.12	U	U	N
2755	Unnamed Tributary	P2-12	2	18-Aug-12	Summer	MT	68	FNDC	58	2.3	1.18	U	U	N
2756	Unnamed Tributary	P2-12	2	18-Aug-12	Summer	MT	69	FNDC	63	2.4	0.96	U	U	N
2757	Unnamed Tributary	P2-12	2	18-Aug-12	Summer	MT	70	FNDC	66	2.9	1.01	U	U	N
2758	Unnamed Tributary	P2-12	2	18-Aug-12	Summer	MT	71	FNDC	66	2.7	0.94	U	U	N
2759	Unnamed Tributary	P2-12	2	18-Aug-12	Summer	MT	72	FNDC	65	3.2	1.17	U	U	N

Fish #	Stream/River or Waterbody Name	Site	Stream Order	Date	Season	Method[1]	Fish ID	Fish Species[2]	Length (mm)[3]	Weight (g)	Condition[4]	Maturity[5]	Sex[6]	Fish Toxicology (Y/N)[7]
2760	Unnamed Tributary	P2-12	2	18-Aug-12	Summer	MT	73	FNDC	66	2.8	0.97	U	U	N
2761	Unnamed Tributary	P2-12	2	18-Aug-12	Summer	MT	74	FNDC	68	3.1	0.99	U	U	N
2762	Unnamed Tributary	P2-12	2	18-Aug-12	Summer	MT	75	FNDC	61	2.1	0.93	U	U	N
2763	Unnamed Tributary	P2-12	2	18-Aug-12	Summer	MT	-	FNDC	-	-	-	U	U	N
2764	Unnamed Tributary	P2-12	2	18-Aug-12	Summer	MT	-	FNDC	-	-	-	U	U	N
2765	Unnamed Tributary	P2-12	2	18-Aug-12	Summer	MT	-	FNDC	-	-	-	U	U	N
2766	Unnamed Tributary	P2-12	2	18-Aug-12	Summer	MT	-	FNDC	-	-	-	U	U	N
2767	Unnamed Tributary	P2-12	2	18-Aug-12	Summer	MT	-	FNDC	-	-	-	U	U	N
2768	Unnamed Tributary	P2-12	2	18-Aug-12	Summer	MT	-	FNDC	-	-	-	U	U	N
2769	Unnamed Tributary	P2-12	2	18-Aug-12	Summer	MT	-	FNDC	-	-	-	U	U	N
2770	Unnamed Tributary	P2-12	2	18-Aug-12	Summer	MT	-	FNDC	-	-	-	U	U	N
2771	Unnamed Tributary	P2-12	2	18-Aug-12	Summer	MT	-	FNDC	-	-	-	U	U	N
2772	Unnamed Tributary	P2-12	2	18-Aug-12	Summer	MT	-	FNDC	-	-	-	U	U	N
2773	Unnamed Tributary	P2-12	2	18-Aug-12	Summer	MT	-	FNDC	-	-	-	U	U	N
2774	Unnamed Tributary	P2-12	2	18-Aug-12	Summer	MT	-	FNDC	-	-	-	U	U	N
2775	Unnamed Tributary	P2-12	2	18-Aug-12	Summer	MT	-	FNDC	-	-	-	U	U	N
2776	Unnamed Tributary	P2-12	2	18-Aug-12	Summer	MT	-	FNDC	-	-	-	U	U	N
2777	Unnamed Tributary	P2-12	2	18-Aug-12	Summer	MT	-	FNDC	-	-	-	U	U	N
2778	Unnamed Tributary	P2-12	2	18-Aug-12	Summer	MT	-	FNDC	-	-	-	U	U	N
2779	Unnamed Tributary	P2-12	2	18-Aug-12	Summer	MT	-	FNDC	-	-	-	U	U	N
2780	Unnamed Tributary	P2-12	2	18-Aug-12	Summer	MT	-	FNDC	-	-	-	U	U	N
2781	Unnamed Tributary	P2-12	2	18-Aug-12	Summer	MT	-	FNDC	-	-	-	U	U	N
2782	Unnamed Tributary	P2-12	2	18-Aug-12	Summer	MT	-	FNDC	-	-	-	U	U	N
2783	Unnamed Tributary	P2-12	2	18-Aug-12	Summer	MT	-	FNDC	-	-	-	U	U	N
2784	Unnamed Tributary	P2-12	2	18-Aug-12	Summer	MT	-	FNDC	-	-	-	U	U	N
2785	Unnamed Tributary	P2-12	2	18-Aug-12	Summer	MT	-	FNDC	-	-	-	U	U	N
2786	Unnamed Tributary	P2-12	2	18-Aug-12	Summer	MT	-	FNDC	-	-	-	U	U	N
2787	Unnamed Tributary	P2-12	2	18-Aug-12	Summer	MT	-	FNDC	-	-	-	U	U	N
2788	Unnamed Tributary	P2-12	2	18-Aug-12	Summer	MT	-	FNDC	-	-	-	U	U	N
2789	Unnamed Tributary	P2-12	2	18-Aug-12	Summer	MT	-	FNDC	-	-	-	U	U	N

Fish #	Stream/River or Waterbody Name	Site	Stream Order	Date	Season	Method[1]	Fish ID	Fish Species[2]	Length (mm)[3]	Weight (g)	Condition[4]	Maturity[5]	Sex[6]	Fish Toxicology (Y/N)[7]
2790	Unnamed Tributary	P2-12	2	18-Aug-12	Summer	MT	-	FNDC	-	-	-	U	U	N
2791	Unnamed Tributary	P2-12	2	18-Aug-12	Summer	MT	-	FNDC	-	-	-	U	U	N
2792	Unnamed Tributary	P2-12	2	18-Aug-12	Summer	MT	-	FNDC	-	-	-	U	U	N
2793	Unnamed Tributary	P2-12	2	18-Aug-12	Summer	MT	-	FNDC	-	-	-	U	U	N
2794	Unnamed Tributary	P2-12	2	18-Aug-12	Summer	MT	-	FNDC	-	-	-	U	U	N
2795	Unnamed Tributary	P2-12	2	18-Aug-12	Summer	MT	-	FNDC	-	-	-	U	U	N
2796	Unnamed Tributary	P2-12	2	18-Aug-12	Summer	MT	-	FNDC	-	-	-	U	U	N
2797	Unnamed Tributary	P2-12	2	18-Aug-12	Summer	MT	-	FNDC	-	-	-	U	U	N
2798	Unnamed Tributary	P2-12	2	18-Aug-12	Summer	MT	-	FNDC	-	-	-	U	U	N
2799	Unnamed Tributary	P2-12	2	18-Aug-12	Summer	MT	-	FNDC	-	-	-	U	U	N
2800	Unnamed Tributary	P2-12	2	18-Aug-12	Summer	MT	-	FNDC	-	-	-	U	U	N
2801	Unnamed Tributary	P2-12	2	18-Aug-12	Summer	MT	-	FNDC	-	-	-	U	U	N
2802	Unnamed Tributary	P2-12	2	18-Aug-12	Summer	MT	-	FNDC	-	-	-	U	U	N
2803	Unnamed Tributary	P2-12	2	18-Aug-12	Summer	MT	-	FNDC	-	-	-	U	U	N
2804	Unnamed Tributary	P2-12	2	18-Aug-12	Summer	MT	-	FNDC	-	-	-	U	U	N
2805	Unnamed Tributary	P2-12	2	18-Aug-12	Summer	MT	-	FNDC	-	-	-	U	U	N
2806	Unnamed Tributary	P2-12	2	18-Aug-12	Summer	MT	-	FNDC	-	-	-	U	U	N
2807	Unnamed Tributary	P2-12	2	18-Aug-12	Summer	MT	-	FNDC	-	-	-	U	U	N
2808	Unnamed Tributary	P2-12	2	18-Aug-12	Summer	MT	-	FNDC	-	-	-	U	U	N
2809	Unnamed Tributary	P2-12	2	18-Aug-12	Summer	MT	-	FNDC	-	-	-	U	U	N
2810	Unnamed Tributary	P2-12	2	18-Aug-12	Summer	MT	-	FNDC	-	-	-	U	U	N
2811	Unnamed Tributary	P2-12	2	18-Aug-12	Summer	MT	-	FNDC	-	-	-	U	U	N
2812	Unnamed Tributary	P2-12	2	18-Aug-12	Summer	MT	-	FNDC	-	-	-	U	U	N
2813	Unnamed Tributary	P2-12	2	18-Aug-12	Summer	MT	-	FNDC	-	-	-	U	U	N
2814	Unnamed Tributary	P2-12	2	18-Aug-12	Summer	MT	-	FNDC	-	-	-	U	U	N
2815	Unnamed Tributary	P2-12	2	16-Oct-12	Fall	MT	1	BRST	50	0.75	0.60	U	U	N
2816	Unnamed Tributary	P2-12	2	16-Oct-12	Fall	MT	2	BRST	56	1.3	0.74	U	U	N
2817	Unnamed Tributary	P2-12	2	16-Oct-12	Fall	MT	3	FNDC	54	1.8	1.14	U	U	N
2818	Unnamed Tributary	P2-12	2	16-Oct-12	Fall	MT	4	FNDC	65	3.1	1.13	U	U	N
2819	Unnamed Tributary	P2-12	2	16-Oct-12	Fall	MT	5	BRST	54	1.2	0.76	U	U	N

Fish #	Stream/River or Waterbody Name	Site	Stream Order	Date	Season	Method[1]	Fish ID	Fish Species[2]	Length (mm)[3]	Weight (g)	Condition[4]	Maturity[5]	Sex[6]	Fish Toxicology (Y/N)[7]
2820	Unnamed Tributary	P2-12	2	16-Oct-12	Fall	MT	6	BRST	65	2.4	0.87	U	U	N
2821	Unnamed Tributary	P2-12	2	16-Oct-12	Fall	MT	7	FNDC	59	2.3	1.12	U	U	N
2822	Unnamed Tributary	P2-12	2	16-Oct-12	Fall	MT	8	FNDC	53	1.7	1.14	U	U	N
2823	Unnamed Tributary	P2-12	2	16-Oct-12	Fall	MT	9	BRST	59	1.4	0.68	U	U	N
2824	Unnamed Tributary	P2-12	2	16-Oct-12	Fall	MT	10	BRST	60	1.8	0.83	U	U	N
2825	Unnamed Tributary	P2-12	2	16-Oct-12	Fall	MT	11	BRST	50	1	0.80	U	U	N
2826	Unnamed Tributary	P2-12	2	16-Oct-12	Fall	MT	12	FNDC	54	1.6	1.02	U	U	N
2827	Unnamed Tributary	P2-12	2	16-Oct-12	Fall	MT	13	BRST	54	1.2	0.76	U	U	N
2828	Unnamed Tributary	P2-12	2	16-Oct-12	Fall	MT	14	FNDC	55	1.9	1.14	U	U	N
2829	Unnamed Tributary	P2-12	2	16-Oct-12	Fall	MT	15	FNDC	49	1.2	1.02	U	U	N
2830	Unnamed Tributary	P2-12	2	16-Oct-12	Fall	MT	16	FNDC	50	1.4	1.12	U	U	N
2831	Unnamed Tributary	P2-12	2	16-Oct-12	Fall	MT	17	FNDC	54	1.7	1.08	U	U	N
2832	Unnamed Tributary	P2-12	2	16-Oct-12	Fall	MT	18	FNDC	52	1.6	1.14	U	U	N
2833	Unnamed Tributary	P2-12	2	16-Oct-12	Fall	MT	19	FNDC	52	1.7	1.21	U	U	N
2834	Unnamed Tributary	P2-12	2	16-Oct-12	Fall	MT	20	FNDC	55	1.8	1.08	U	U	N
2835	Unnamed Tributary	P2-12	2	16-Oct-12	Fall	MT	21	FNDC	66	3.2	1.11	U	U	N
2836	Unnamed Tributary	P2-12	2	16-Oct-12	Fall	MT	22	BRST	54	1.1	0.70	U	U	N
2837	Unnamed Tributary	P2-12	2	16-Oct-12	Fall	MT	23	BRST	59	1.8	0.88	U	U	N
2838	Unnamed Tributary	P2-12	2	16-Oct-12	Fall	MT	24	FNDC	54	1.6	1.02	U	U	N
2839	Unnamed Tributary	P2-12	2	16-Oct-12	Fall	MT	25	FNDC	58	2.4	1.23	U	U	N
2840	Unnamed Tributary	P2-12	2	16-Oct-12	Fall	MT	26	FNDC	54	1.7	1.08	U	U	N
2841	Unnamed Tributary	P2-12	2	16-Oct-12	Fall	MT	27	BRST	65	2.4	0.87	U	U	N
2842	Unnamed Tributary	P2-12	2	16-Oct-12	Fall	MT	28	FNDC	50	1.3	1.04	U	U	N
2843	Unnamed Tributary	P2-12	2	16-Oct-12	Fall	MT	29	BRST	66	2.5	0.87	U	U	N
2844	Unnamed Tributary	P2-12	2	16-Oct-12	Fall	MT	30	FNDC	51	1.6	1.21	U	U	N
2845	Unnamed Tributary	P2-12	2	16-Oct-12	Fall	MT	31	BRST	56	1.4	0.80	U	U	N
2846	Unnamed Tributary	P2-12	2	16-Oct-12	Fall	MT	32	FNDC	55	1.7	1.02	U	U	N
2847	Unnamed Tributary	P2-12	2	16-Oct-12	Fall	MT	33	FNDC	56	1.9	1.08	U	U	N
2848	Unnamed Tributary	P2-12	2	16-Oct-12	Fall	MT	34	BRST	62	1.9	0.80	U	U	N
2849	Unnamed Tributary	P2-12	2	16-Oct-12	Fall	MT	35	BRST	54	1.2	0.76	U	U	N

Fish #	Stream/River or Waterbody Name	Site	Stream Order	Date	Season	Method[1]	Fish ID	Fish Species[2]	Length (mm)[3]	Weight (g)	Condition[4]	Maturity[5]	Sex[6]	Fish Toxicology (Y/N)[7]
2850	Unnamed Tributary	P2-12	2	16-Oct-12	Fall	MT	36	BRST	55	1.2	0.72	U	U	N
2851	Unnamed Tributary	P2-12	2	16-Oct-12	Fall	MT	37	BRST	62	1.8	0.76	U	U	N
2852	Unnamed Tributary	P2-12	2	16-Oct-12	Fall	MT	38	BRST	46	0.9	0.92	U	U	N
2853	Unnamed Tributary	P2-12	2	16-Oct-12	Fall	MT	39	BRST	56	1.4	0.80	U	U	N
2854	Unnamed Tributary	P2-12	2	16-Oct-12	Fall	MT	40	BRST	60	1.8	0.83	U	U	N
2855	Unnamed Tributary	P2-12	2	16-Oct-12	Fall	MT	-	BRST	-	-	-	U	U	N
2856	Unnamed Tributary	P2-12	2	16-Oct-12	Fall	MT	-	BRST	-	-	-	U	U	N
2857	Unnamed Tributary	P2-12	2	16-Oct-12	Fall	MT	-	BRST	-	-	-	U	U	N
2858	Unnamed Tributary	P2-12	2	16-Oct-12	Fall	MT	-	BRST	-	-	-	U	U	N
2859	Unnamed Tributary	P2-12	2	16-Oct-12	Fall	MT	-	BRST	-	-	-	U	U	N
2860	Unnamed Tributary	P2-12	2	16-Oct-12	Fall	MT	-	BRST	-	-	-	U	U	N
2861	Unnamed Tributary	P2-12	2	16-Oct-12	Fall	MT	-	BRST	-	-	-	U	U	N
2862	Unnamed Tributary	P2-12	2	16-Oct-12	Fall	MT	-	BRST	-	-	-	U	U	N
2863	Unnamed Tributary	P2-12	2	16-Oct-12	Fall	MT	-	BRST	-	-	-	U	U	N
2864	Unnamed Tributary	P2-12	2	16-Oct-12	Fall	MT	-	BRST	-	-	-	U	U	N
2865	Unnamed Tributary	P2-12	2	16-Oct-12	Fall	MT	-	BRST	-	-	-	U	U	N
2866	Unnamed Tributary	P2-12	2	16-Oct-12	Fall	MT	-	BRST	-	-	-	U	U	N
2867	Unnamed Tributary	P2-12	2	16-Oct-12	Fall	MT	-	BRST	-	-	-	U	U	N
2868	Unnamed Tributary	P2-12	2	16-Oct-12	Fall	MT	-	BRST	-	-	-	U	U	N
2869	Unnamed Tributary	P2-12	2	16-Oct-12	Fall	MT	-	BRST	-	-	-	U	U	N
2870	Unnamed Tributary	P2-12	2	16-Oct-12	Fall	MT	-	BRST	-	-	-	U	U	N
2871	Unnamed Tributary	P2-12	2	16-Oct-12	Fall	MT	-	BRST	-	-	-	U	U	N
2872	Unnamed Tributary	P2-12	2	16-Oct-12	Fall	MT	-	BRST	-	-	-	U	U	N
2873	Unnamed Tributary	P2-12	2	16-Oct-12	Fall	MT	-	BRST	-	-	-	U	U	N
2874	Unnamed Tributary	P2-12	2	16-Oct-12	Fall	MT	-	BRST	-	-	-	U	U	N
2875	Unnamed Tributary	P2-12	2	16-Oct-12	Fall	MT	-	BRST	-	-	-	U	U	N
2876	Unnamed Tributary	P2-12	2	16-Oct-12	Fall	MT	-	BRST	-	-	-	U	U	N
2877	Unnamed Tributary	P2-12	2	16-Oct-12	Fall	MT	-	BRST	-	-	-	U	U	N
2878	Unnamed Tributary	P2-12	2	16-Oct-12	Fall	MT	-	BRST	-	-	-	U	U	N
2879	Unnamed Tributary	P2-12	2	16-Oct-12	Fall	MT	-	BRST	-	-	-	U	U	N

Fish #	Stream/River or Waterbody Name	Site	Stream Order	Date	Season	Method[1]	Fish ID	Fish Species[2]	Length (mm)[3]	Weight (g)	Condition[4]	Maturity[5]	Sex[6]	Fish Toxicology (Y/N)[7]
2880	Unnamed Tributary	P2-12	2	16-Oct-12	Fall	MT	-	BRST	-	-	-	U	U	N
2881	Unnamed Tributary	P2-12	2	16-Oct-12	Fall	MT	-	BRST	-	-	-	U	U	N
2882	Unnamed Tributary	P2-12	2	16-Oct-12	Fall	MT	-	BRST	-	-	-	U	U	N
2883	Unnamed Tributary	P2-12	2	16-Oct-12	Fall	MT	-	BRST	-	-	-	U	U	N
2884	Unnamed Tributary	P2-12	2	16-Oct-12	Fall	MT	-	BRST	-	-	-	U	U	N
2885	Unnamed Tributary	P2-12	2	16-Oct-12	Fall	MT	-	BRST	-	-	-	U	U	N
2886	Unnamed Tributary	P2-12	2	16-Oct-12	Fall	MT	-	BRST	-	-	-	U	U	N
2887	Unnamed Tributary	P2-12	2	16-Oct-12	Fall	MT	-	BRST	-	-	-	U	U	N
2888	Unnamed Tributary	P2-12	2	16-Oct-12	Fall	MT	-	BRST	-	-	-	U	U	N
2889	Unnamed Tributary	P2-12	2	16-Oct-12	Fall	MT	-	BRST	-	-	-	U	U	N
2890	Unnamed Tributary	P2-12	2	16-Oct-12	Fall	MT	-	BRST	-	-	-	U	U	N
2891	Unnamed Tributary	P2-12	2	16-Oct-12	Fall	MT	-	BRST	-	-	-	U	U	N
2892	Unnamed Tributary	P2-12	2	16-Oct-12	Fall	MT	-	BRST	-	-	-	U	U	N
2893	Unnamed Tributary	P2-12	2	16-Oct-12	Fall	MT	-	BRST	-	-	-	U	U	N
2894	Unnamed Tributary	P2-12	2	16-Oct-12	Fall	MT	-	BRST	-	-	-	U	U	N
2895	Unnamed Tributary	P2-12	2	16-Oct-12	Fall	MT	-	BRST	-	-	-	U	U	N
2896	Unnamed Tributary	P2-12	2	16-Oct-12	Fall	MT	-	BRST	-	-	-	U	U	N
2897	Unnamed Tributary	P2-12	2	16-Oct-12	Fall	MT	-	BRST	-	-	-	U	U	N
2898	Unnamed Tributary	P2-12	2	16-Oct-12	Fall	MT	-	BRST	-	-	-	U	U	N
2899	Unnamed Tributary	P2-12	2	16-Oct-12	Fall	MT	-	BRST	-	-	-	U	U	N
2900	Unnamed Tributary	P2-12	2	16-Oct-12	Fall	MT	-	BRST	-	-	-	U	U	N
2901	Unnamed Tributary	P2-12	2	16-Oct-12	Fall	MT	-	BRST	-	-	-	U	U	N
2902	Unnamed Tributary	P2-12	2	16-Oct-12	Fall	MT	-	BRST	-	-	-	U	U	N
2903	Unnamed Tributary	P2-12	2	16-Oct-12	Fall	MT	-	BRST	-	-	-	U	U	N
2904	Unnamed Tributary	P2-12	2	16-Oct-12	Fall	MT	-	BRST	-	-	-	U	U	N
2905	Unnamed Tributary	P2-12	2	16-Oct-12	Fall	MT	-	BRST	-	-	-	U	U	N
2906	Unnamed Tributary	P2-12	2	16-Oct-12	Fall	MT	-	BRST	-	-	-	U	U	N
2907	Unnamed Tributary	P2-12	2	16-Oct-12	Fall	MT	-	BRST	-	-	-	U	U	N
2908	Unnamed Tributary	P2-12	2	16-Oct-12	Fall	MT	-	BRST	-	-	-	U	U	N
2909	Unnamed Tributary	P2-12	2	16-Oct-12	Fall	MT	-	BRST	-	-	-	U	U	N

Fish #	Stream/River or Waterbody Name	Site	Stream Order	Date	Season	Method[1]	Fish ID	Fish Species[2]	Length (mm)[3]	Weight (g)	Condition[4]	Maturity[5]	Sex[6]	Fish Toxicology (Y/N)[7]
2910	Unnamed Tributary	P2-12	2	16-Oct-12	Fall	MT	-	BRST	-	-	-	U	U	N
2911	Unnamed Tributary	P2-12	2	16-Oct-12	Fall	MT	-	BRST	-	-	-	U	U	N
2912	Unnamed Tributary	P2-12	2	16-Oct-12	Fall	MT	-	BRST	-	-	-	U	U	N
2913	Unnamed Tributary	P2-12	2	16-Oct-12	Fall	MT	-	BRST	-	-	-	U	U	N
2914	Unnamed Tributary	P2-12	2	16-Oct-12	Fall	MT	-	BRST	-	-	-	U	U	N
2915	Unnamed Tributary	P2-12	2	16-Oct-12	Fall	MT	-	BRST	-	-	-	U	U	N
2916	Unnamed Tributary	P2-12	2	16-Oct-12	Fall	MT	-	BRST	-	-	-	U	U	N
2917	Unnamed Tributary	P2-12	2	16-Oct-12	Fall	MT	-	BRST	-	-	-	U	U	N
2918	Unnamed Tributary	P2-12	2	16-Oct-12	Fall	MT	-	BRST	-	-	-	U	U	N
2919	Unnamed Tributary	P2-12	2	16-Oct-12	Fall	MT	-	BRST	-	-	-	U	U	N
2920	Unnamed Tributary	P2-12	2	16-Oct-12	Fall	MT	-	BRST	-	-	-	U	U	N
2921	Unnamed Tributary	P2-12	2	16-Oct-12	Fall	MT	-	BRST	-	-	-	U	U	N
2922	Unnamed Tributary	P2-12	2	16-Oct-12	Fall	MT	-	BRST	-	-	-	U	U	N
2923	Unnamed Tributary	P2-12	2	16-Oct-12	Fall	MT	-	BRST	-	-	-	U	U	N
2924	Unnamed Tributary	P2-12	2	16-Oct-12	Fall	MT	-	BRST	-	-	-	U	U	N
2925	Unnamed Tributary	P2-12	2	16-Oct-12	Fall	MT	-	BRST	-	-	-	U	U	N
2926	Unnamed Tributary	P2-12	2	16-Oct-12	Fall	MT	-	BRST	-	-	-	U	U	N
2927	Unnamed Tributary	P2-12	2	16-Oct-12	Fall	MT	-	BRST	-	-	-	U	U	N
2928	Unnamed Tributary	P2-12	2	16-Oct-12	Fall	MT	-	BRST	-	-	-	U	U	N
2929	Unnamed Tributary	P2-12	2	16-Oct-12	Fall	MT	-	BRST	-	-	-	U	U	N
2930	Unnamed Tributary	P2-12	2	16-Oct-12	Fall	MT	-	BRST	-	-	-	U	U	N
2931	Unnamed Tributary	P2-12	2	16-Oct-12	Fall	MT	-	BRST	-	-	-	U	U	N
2932	Unnamed Tributary	P2-12	2	16-Oct-12	Fall	MT	-	BRST	-	-	-	U	U	N
2933	Unnamed Tributary	P2-12	2	16-Oct-12	Fall	MT	-	BRST	-	-	-	U	U	N
2934	Unnamed Tributary	P2-12	2	16-Oct-12	Fall	MT	-	BRST	-	-	-	U	U	N
2935	Unnamed Tributary	P2-12	2	16-Oct-12	Fall	MT	-	BRST	-	-	-	U	U	N
2936	Unnamed Tributary	P2-12	2	16-Oct-12	Fall	MT	-	BRST	-	-	-	U	U	N
2937	Unnamed Tributary	P2-12	2	16-Oct-12	Fall	MT	-	BRST	-	-	-	U	U	N
2938	Unnamed Tributary	P2-12	2	16-Oct-12	Fall	MT	-	BRST	-	-	-	U	U	N
2939	Unnamed Tributary	P2-12	2	16-Oct-12	Fall	MT	-	BRST	-	-	-	U	U	N

Fish #	Stream/River or Waterbody Name	Site	Stream Order	Date	Season	Method[1]	Fish ID	Fish Species[2]	Length (mm)[3]	Weight (g)	Condition[4]	Maturity[5]	Sex[6]	Fish Toxicology (Y/N)[7]
2940	Unnamed Tributary	P2-12	2	16-Oct-12	Fall	MT	-	BRST	-	-	-	U	U	N
2941	Unnamed Tributary	P2-12	2	16-Oct-12	Fall	MT	-	BRST	-	-	-	U	U	N
2942	Unnamed Tributary	P2-12	2	16-Oct-12	Fall	MT	-	BRST	-	-	-	U	U	N
2943	Unnamed Tributary	P2-12	2	16-Oct-12	Fall	MT	-	BRST	-	-	-	U	U	N
2944	Unnamed Tributary	P2-12	2	16-Oct-12	Fall	MT	-	BRST	-	-	-	U	U	N
2945	Unnamed Tributary	P2-12	2	16-Oct-12	Fall	MT	-	BRST	-	-	-	U	U	N
2946	Unnamed Tributary	P2-12	2	16-Oct-12	Fall	MT	-	BRST	-	-	-	U	U	N
2947	Unnamed Tributary	P2-12	2	16-Oct-12	Fall	MT	-	BRST	-	-	-	U	U	N
2948	Unnamed Tributary	P2-12	2	16-Oct-12	Fall	MT	-	BRST	-	-	-	U	U	N
2949	Unnamed Tributary	P2-12	2	16-Oct-12	Fall	MT	-	BRST	-	-	-	U	U	N
2950	Unnamed Tributary	P2-12	2	16-Oct-12	Fall	MT	-	BRST	-	-	-	U	U	N
2951	Unnamed Tributary	P2-12	2	16-Oct-12	Fall	MT	-	BRST	-	-	-	U	U	N
2952	Unnamed Tributary	P2-12	2	16-Oct-12	Fall	MT	-	BRST	-	-	-	U	U	N
2953	Unnamed Tributary	P2-12	2	16-Oct-12	Fall	MT	-	BRST	-	-	-	U	U	N
2954	Unnamed Tributary	P2-12	2	16-Oct-12	Fall	MT	-	BRST	-	-	-	U	U	N
2955	Unnamed Tributary	P2-12	2	16-Oct-12	Fall	MT	-	BRST	-	-	-	U	U	N
2956	Unnamed Tributary	P2-12	2	16-Oct-12	Fall	MT	-	BRST	-	-	-	U	U	N
2957	Unnamed Tributary	P2-12	2	16-Oct-12	Fall	MT	-	BRST	-	-	-	U	U	N
2958	Unnamed Tributary	P2-12	2	16-Oct-12	Fall	MT	-	BRST	-	-	-	U	U	N
2959	Unnamed Tributary	P2-12	2	16-Oct-12	Fall	MT	-	BRST	-	-	-	U	U	N
2960	Unnamed Tributary	P2-12	2	16-Oct-12	Fall	MT	-	BRST	-	-	-	U	U	N
2961	Unnamed Tributary	P2-12	2	16-Oct-12	Fall	MT	-	BRST	-	-	-	U	U	N
2962	Unnamed Tributary	P2-12	2	16-Oct-12	Fall	MT	-	BRST	-	-	-	U	U	N
2963	Unnamed Tributary	P2-12	2	16-Oct-12	Fall	MT	-	BRST	-	-	-	U	U	N
2964	Unnamed Tributary	P2-12	2	16-Oct-12	Fall	MT	-	BRST	-	-	-	U	U	N
2965	Unnamed Tributary	P2-12	2	16-Oct-12	Fall	MT	-	BRST	-	-	-	U	U	N
2966	Unnamed Tributary	P2-12	2	16-Oct-12	Fall	MT	-	BRST	-	-	-	U	U	N
2967	Unnamed Tributary	P2-12	2	16-Oct-12	Fall	MT	-	BRST	-	-	-	U	U	N
2968	Unnamed Tributary	P2-12	2	16-Oct-12	Fall	MT	-	BRST	-	-	-	U	U	N
2969	Unnamed Tributary	P2-12	2	16-Oct-12	Fall	MT	-	BRST	-	-	-	U	U	N

Fish #	Stream/River or Waterbody Name	Site	Stream Order	Date	Season	Method[1]	Fish ID	Fish Species[2]	Length (mm)[3]	Weight (g)	Condition[4]	Maturity[5]	Sex[6]	Fish Toxicology (Y/N)[7]
2970	Unnamed Tributary	P2-12	2	16-Oct-12	Fall	MT	-	BRST	-	-	-	U	U	N
2971	Unnamed Tributary	P2-12	2	16-Oct-12	Fall	MT	-	BRST	-	-	-	U	U	N
2972	Unnamed Tributary	P2-12	2	16-Oct-12	Fall	MT	-	BRST	-	-	-	U	U	N
2973	Unnamed Tributary	P2-12	2	16-Oct-12	Fall	MT	-	BRST	-	-	-	U	U	N
2974	Unnamed Tributary	P2-12	2	16-Oct-12	Fall	MT	-	BRST	-	-	-	U	U	N
2975	Unnamed Tributary	P2-12	2	16-Oct-12	Fall	MT	-	BRST	-	-	-	U	U	N
2976	Unnamed Tributary	P2-12	2	16-Oct-12	Fall	MT	-	BRST	-	-	-	U	U	N
2977	Unnamed Tributary	P2-12	2	16-Oct-12	Fall	MT	-	BRST	-	-	-	U	U	N
2978	Unnamed Tributary	P2-12	2	16-Oct-12	Fall	MT	-	BRST	-	-	-	U	U	N
2979	Unnamed Tributary	P2-12	2	16-Oct-12	Fall	MT	-	BRST	-	-	-	U	U	N
2980	Unnamed Tributary	P2-12	2	16-Oct-12	Fall	MT	-	BRST	-	-	-	U	U	N
2981	Unnamed Tributary	P2-12	2	16-Oct-12	Fall	MT	-	BRST	-	-	-	U	U	N
2982	Unnamed Tributary	P2-12	2	16-Oct-12	Fall	MT	-	BRST	-	-	-	U	U	N
2983	Unnamed Tributary	P2-12	2	16-Oct-12	Fall	MT	-	BRST	-	-	-	U	U	N
2984	Unnamed Tributary	P2-12	2	16-Oct-12	Fall	MT	-	BRST	-	-	-	U	U	N
2985	Unnamed Tributary	P2-12	2	16-Oct-12	Fall	MT	-	BRST	-	-	-	U	U	N
2986	Unnamed Tributary	P2-12	2	16-Oct-12	Fall	MT	-	BRST	-	-	-	U	U	N
2987	Unnamed Tributary	P2-12	2	16-Oct-12	Fall	MT	-	BRST	-	-	-	U	U	N
2988	Unnamed Tributary	P2-12	2	16-Oct-12	Fall	MT	-	BRST	-	-	-	U	U	N
2989	Unnamed Tributary	P2-12	2	16-Oct-12	Fall	MT	-	BRST	-	-	-	U	U	N
2990	Unnamed Tributary	P2-12	2	16-Oct-12	Fall	MT	-	BRST	-	-	-	U	U	N
2991	Unnamed Tributary	P2-12	2	16-Oct-12	Fall	MT	-	BRST	-	-	-	U	U	N
2992	Unnamed Tributary	P2-12	2	16-Oct-12	Fall	MT	-	BRST	-	-	-	U	U	N
2993	Unnamed Tributary	P2-12	2	16-Oct-12	Fall	MT	-	BRST	-	-	-	U	U	N
2994	Unnamed Tributary	P2-12	2	16-Oct-12	Fall	MT	-	BRST	-	-	-	U	U	N
2995	Unnamed Tributary	P2-12	2	16-Oct-12	Fall	MT	-	BRST	-	-	-	U	U	N
2996	Unnamed Tributary	P2-12	2	16-Oct-12	Fall	MT	-	BRST	-	-	-	U	U	N
2997	Unnamed Tributary	P2-12	2	16-Oct-12	Fall	MT	-	BRST	-	-	-	U	U	N
2998	Unnamed Tributary	P2-12	2	16-Oct-12	Fall	MT	-	BRST	-	-	-	U	U	N
2999	Unnamed Tributary	P2-12	2	16-Oct-12	Fall	MT	-	BRST	-	-	-	U	U	N

Fish #	Stream/River or Waterbody Name	Site	Stream Order	Date	Season	Method[1]	Fish ID	Fish Species[2]	Length (mm)[3]	Weight (g)	Condition[4]	Maturity[5]	Sex[6]	Fish Toxicology (Y/N)[7]
3000	Unnamed Tributary	P2-12	2	16-Oct-12	Fall	MT	-	BRST	-	-	-	U	U	N
3001	Unnamed Tributary	P2-12	2	16-Oct-12	Fall	MT	-	BRST	-	-	-	U	U	N
3002	Unnamed Tributary	P2-12	2	16-Oct-12	Fall	MT	-	BRST	-	-	-	U	U	N
3003	Unnamed Tributary	P2-12	2	16-Oct-12	Fall	MT	-	BRST	-	-	-	U	U	N
3004	Unnamed Tributary	P2-12	2	16-Oct-12	Fall	MT	-	BRST	-	-	-	U	U	N
3005	Unnamed Tributary	P2-12	2	16-Oct-12	Fall	MT	-	BRST	-	-	-	U	U	N
3006	Unnamed Tributary	P2-12	2	16-Oct-12	Fall	MT	-	BRST	-	-	-	U	U	N
3007	Unnamed Tributary	P2-12	2	16-Oct-12	Fall	MT	-	BRST	-	-	-	U	U	N
3008	Unnamed Tributary	P2-12	2	16-Oct-12	Fall	MT	-	BRST	-	-	-	U	U	N
3009	Unnamed Tributary	P2-12	2	16-Oct-12	Fall	MT	-	BRST	-	-	-	U	U	N
3010	Unnamed Tributary	P2-12	2	16-Oct-12	Fall	MT	-	BRST	-	-	-	U	U	N
3011	Unnamed Tributary	P2-12	2	16-Oct-12	Fall	MT	-	BRST	-	-	-	U	U	N
3012	Unnamed Tributary	P2-12	2	16-Oct-12	Fall	MT	-	BRST	-	-	-	U	U	N
3013	Unnamed Tributary	P2-12	2	16-Oct-12	Fall	MT	-	BRST	-	-	-	U	U	N
3014	Unnamed Tributary	P2-12	2	16-Oct-12	Fall	MT	-	BRST	-	-	-	U	U	N
3015	Unnamed Tributary	P2-12	2	16-Oct-12	Fall	MT	-	BRST	-	-	-	U	U	N
3016	Unnamed Tributary	P2-12	2	16-Oct-12	Fall	MT	-	BRST	-	-	-	U	U	N
3017	Unnamed Tributary	P2-12	2	16-Oct-12	Fall	MT	-	BRST	-	-	-	U	U	N
3018	Unnamed Tributary	P2-12	2	16-Oct-12	Fall	MT	-	BRST	-	-	-	U	U	N
3019	Unnamed Tributary	P2-12	2	16-Oct-12	Fall	MT	-	BRST	-	-	-	U	U	N
3020	Unnamed Tributary	P2-12	2	16-Oct-12	Fall	MT	-	BRST	-	-	-	U	U	N
3021	Unnamed Tributary	P2-12	2	16-Oct-12	Fall	MT	-	BRST	-	-	-	U	U	N
3022	Unnamed Tributary	P2-12	2	16-Oct-12	Fall	MT	-	BRST	-	-	-	U	U	N
3023	Unnamed Tributary	P2-12	2	16-Oct-12	Fall	MT	-	BRST	-	-	-	U	U	N
3024	Unnamed Tributary	P2-12	2	16-Oct-12	Fall	MT	-	BRST	-	-	-	U	U	N
3025	Unnamed Tributary	P2-12	2	16-Oct-12	Fall	MT	-	BRST	-	-	-	U	U	N
3026	Unnamed Tributary	P2-12	2	16-Oct-12	Fall	MT	-	BRST	-	-	-	U	U	N
3027	Unnamed Tributary	P2-12	2	16-Oct-12	Fall	MT	-	BRST	-	-	-	U	U	N
3028	Unnamed Tributary	P2-12	2	16-Oct-12	Fall	MT	-	BRST	-	-	-	U	U	N
3029	Unnamed Tributary	P2-12	2	16-Oct-12	Fall	MT	-	BRST	-	-	-	U	U	N

Fish #	Stream/River or Waterbody Name	Site	Stream Order	Date	Season	Method[1]	Fish ID	Fish Species[2]	Length (mm)[3]	Weight (g)	Condition[4]	Maturity[5]	Sex[6]	Fish Toxicology (Y/N)[7]
3030	Unnamed Tributary	P2-12	2	16-Oct-12	Fall	MT	-	BRST	-	-	-	U	U	N
3031	Unnamed Tributary	P2-12	2	16-Oct-12	Fall	MT	-	BRST	-	-	-	U	U	N
3032	Unnamed Tributary	P2-12	2	16-Oct-12	Fall	MT	-	BRST	-	-	-	U	U	N
3033	Unnamed Tributary	P2-12	2	16-Oct-12	Fall	MT	-	BRST	-	-	-	U	U	N
3034	Unnamed Tributary	P2-12	2	16-Oct-12	Fall	MT	-	BRST	-	-	-	U	U	N
3035	Unnamed Tributary	P2-12	2	16-Oct-12	Fall	MT	-	BRST	-	-	-	U	U	N
3036	Unnamed Tributary	P2-12	2	16-Oct-12	Fall	MT	-	BRST	-	-	-	U	U	N
3037	Unnamed Tributary	P2-12	2	16-Oct-12	Fall	MT	-	BRST	-	-	-	U	U	N
3038	Unnamed Tributary	P2-12	2	16-Oct-12	Fall	MT	-	BRST	-	-	-	U	U	N
3039	Unnamed Tributary	P2-12	2	16-Oct-12	Fall	MT	-	BRST	-	-	-	U	U	N
3040	Unnamed Tributary	P2-12	2	16-Oct-12	Fall	MT	-	BRST	-	-	-	U	U	N
3041	Unnamed Tributary	P2-12	2	16-Oct-12	Fall	MT	-	BRST	-	-	-	U	U	N
3042	Unnamed Tributary	P2-12	2	16-Oct-12	Fall	MT	-	BRST	-	-	-	U	U	N
3043	Unnamed Tributary	P2-12	2	16-Oct-12	Fall	MT	-	BRST	-	-	-	U	U	N
3044	Unnamed Tributary	P2-12	2	16-Oct-12	Fall	MT	-	BRST	-	-	-	U	U	N
3045	Unnamed Tributary	P2-12	2	16-Oct-12	Fall	MT	-	BRST	-	-	-	U	U	N
3046	Unnamed Tributary	P2-12	2	16-Oct-12	Fall	MT	-	BRST	-	-	-	U	U	N
3047	Unnamed Tributary	P2-12	2	16-Oct-12	Fall	MT	-	BRST	-	-	-	U	U	N
3048	Unnamed Tributary	P2-12	2	16-Oct-12	Fall	MT	-	BRST	-	-	-	U	U	N
3049	Unnamed Tributary	P2-12	2	16-Oct-12	Fall	MT	-	BRST	-	-	-	U	U	N
3050	Unnamed Tributary	P2-12	2	16-Oct-12	Fall	MT	-	BRST	-	-	-	U	U	N
3051	Unnamed Tributary	P2-12	2	16-Oct-12	Fall	MT	-	BRST	-	-	-	U	U	N
3052	Unnamed Tributary	P2-12	2	16-Oct-12	Fall	MT	-	BRST	-	-	-	U	U	N
3053	Unnamed Tributary	P2-12	2	16-Oct-12	Fall	MT	-	BRST	-	-	-	U	U	N
3054	Unnamed Tributary	P2-12	2	16-Oct-12	Fall	MT	-	BRST	-	-	-	U	U	N
3055	Unnamed Tributary	P2-12	2	16-Oct-12	Fall	MT	-	BRST	-	-	-	U	U	N
3056	Unnamed Tributary	P2-12	2	16-Oct-12	Fall	MT	-	BRST	-	-	-	U	U	N
3057	Unnamed Tributary	P2-12	2	16-Oct-12	Fall	MT	-	BRST	-	-	-	U	U	N
3058	Unnamed Tributary	P2-12	2	16-Oct-12	Fall	MT	-	BRST	-	-	-	U	U	N
3059	Unnamed Tributary	P2-12	2	16-Oct-12	Fall	MT	-	BRST	-	-	-	U	U	N

Fish #	Stream/River or Waterbody Name	Site	Stream Order	Date	Season	Method[1]	Fish ID	Fish Species[2]	Length (mm)[3]	Weight (g)	Condition[4]	Maturity[5]	Sex[6]	Fish Toxicology (Y/N)[7]
3060	Unnamed Tributary	P2-12	2	16-Oct-12	Fall	MT	-	BRST	-	-	-	U	U	N
3061	Unnamed Tributary	P2-12	2	16-Oct-12	Fall	MT	-	BRST	-	-	-	U	U	N
3062	Unnamed Tributary	P2-12	2	16-Oct-12	Fall	MT	-	BRST	-	-	-	U	U	N
3063	Unnamed Tributary	P2-12	2	16-Oct-12	Fall	MT	-	BRST	-	-	-	U	U	N
3064	Unnamed Tributary	P2-12	2	16-Oct-12	Fall	MT	-	BRST	-	-	-	U	U	N
3065	Unnamed Tributary	P2-12	2	16-Oct-12	Fall	MT	-	BRST	-	-	-	U	U	N
3066	Unnamed Tributary	P2-12	2	16-Oct-12	Fall	MT	-	BRST	-	-	-	U	U	N
3067	Unnamed Tributary	P2-12	2	16-Oct-12	Fall	MT	-	BRST	-	-	-	U	U	N
3068	Unnamed Tributary	P2-12	2	16-Oct-12	Fall	MT	-	BRST	-	-	-	U	U	N
3069	Unnamed Tributary	P2-12	2	16-Oct-12	Fall	MT	-	BRST	-	-	-	U	U	N
3070	Unnamed Tributary	P2-12	2	16-Oct-12	Fall	MT	-	BRST	-	-	-	U	U	N
3071	Unnamed Tributary	P2-12	2	16-Oct-12	Fall	MT	-	BRST	-	-	-	U	U	N
3072	Unnamed Tributary	P2-12	2	16-Oct-12	Fall	MT	-	BRST	-	-	-	U	U	N
3073	Unnamed Tributary	P2-12	2	16-Oct-12	Fall	MT	-	BRST	-	-	-	U	U	N
3074	Unnamed Tributary	P2-12	2	16-Oct-12	Fall	MT	-	BRST	-	-	-	U	U	N
3075	Unnamed Tributary	P2-12	2	16-Oct-12	Fall	MT	-	BRST	-	-	-	U	U	N
3076	Unnamed Tributary	P2-12	2	16-Oct-12	Fall	MT	-	BRST	-	-	-	U	U	N
3077	Unnamed Tributary	P2-12	2	16-Oct-12	Fall	MT	-	BRST	-	-	-	U	U	N
3078	Unnamed Tributary	P2-12	2	16-Oct-12	Fall	MT	-	BRST	-	-	-	U	U	N
3079	Unnamed Tributary	P2-12	2	16-Oct-12	Fall	MT	-	BRST	-	-	-	U	U	N
3080	Unnamed Tributary	P2-12	2	16-Oct-12	Fall	MT	-	BRST	-	-	-	U	U	N
3081	Unnamed Tributary	P2-12	2	16-Oct-12	Fall	MT	-	BRST	-	-	-	U	U	N
3082	Unnamed Tributary	P2-12	2	16-Oct-12	Fall	MT	-	BRST	-	-	-	U	U	N
3083	Unnamed Tributary	P2-12	2	16-Oct-12	Fall	MT	-	BRST	-	-	-	U	U	N
3084	Unnamed Tributary	P2-12	2	16-Oct-12	Fall	MT	-	BRST	-	-	-	U	U	N
3085	Unnamed Tributary	P2-12	2	16-Oct-12	Fall	MT	-	BRST	-	-	-	U	U	N
3086	Unnamed Tributary	P2-12	2	16-Oct-12	Fall	MT	-	BRST	-	-	-	U	U	N
3087	Unnamed Tributary	P2-12	2	16-Oct-12	Fall	MT	-	BRST	-	-	-	U	U	N
3088	Unnamed Tributary	P2-12	2	16-Oct-12	Fall	MT	-	BRST	-	-	-	U	U	N
3089	Unnamed Tributary	P2-12	2	16-Oct-12	Fall	MT	-	BRST	-	-	-	U	U	N

Fish #	Stream/River or Waterbody Name	Site	Stream Order	Date	Season	Method[1]	Fish ID	Fish Species[2]	Length (mm)[3]	Weight (g)	Condition[4]	Maturity[5]	Sex[6]	Fish Toxicology (Y/N)[7]
3090	Unnamed Tributary	P2-12	2	16-Oct-12	Fall	MT	-	BRST	-	-	-	U	U	N
3091	Unnamed Tributary	P2-12	2	16-Oct-12	Fall	MT	-	FNDC	-	-	-	U	U	N
3092	Unnamed Tributary	P2-12	2	16-Oct-12	Fall	MT	-	FNDC	-	-	-	U	U	N
3093	Unnamed Tributary	P2-12	2	16-Oct-12	Fall	MT	-	FNDC	-	-	-	U	U	N
3094	Unnamed Tributary	P2-12	2	16-Oct-12	Fall	MT	-	FNDC	-	-	-	U	U	N
3095	Unnamed Tributary	P2-12	2	16-Oct-12	Fall	MT	-	FNDC	-	-	-	U	U	N
3096	Unnamed Tributary	P2-12	2	16-Oct-12	Fall	MT	-	FNDC	-	-	-	U	U	N
3097	Unnamed Tributary	P2-12	2	16-Oct-12	Fall	MT	-	FNDC	-	-	-	U	U	N
3098	Unnamed Tributary	P2-12	2	16-Oct-12	Fall	MT	-	FNDC	-	-	-	U	U	N
3099	Unnamed Tributary	P2-12	2	16-Oct-12	Fall	MT	-	FNDC	-	-	-	U	U	N
3100	Unnamed Tributary	P2-12	2	16-Oct-12	Fall	MT	-	FNDC	-	-	-	U	U	N
3101	Unnamed Tributary	P2-12	2	16-Oct-12	Fall	MT	-	FNDC	-	-	-	U	U	N
3102	Unnamed Tributary	P2-12	2	16-Oct-12	Fall	MT	-	FNDC	-	-	-	U	U	N
3103	Unnamed Tributary	P2-12	2	16-Oct-12	Fall	MT	-	FNDC	-	-	-	U	U	N
3104	Unnamed Tributary	P2-12	2	16-Oct-12	Fall	MT	-	FNDC	-	-	-	U	U	N
3105	Unnamed Tributary	P2-12	2	16-Oct-12	Fall	MT	-	FNDC	-	-	-	U	U	N
3106	Unnamed Tributary	P2-12	2	16-Oct-12	Fall	MT	-	FNDC	-	-	-	U	U	N
3107	Unnamed Tributary	P2-12	2	16-Oct-12	Fall	MT	-	FNDC	-	-	-	U	U	N
3108	Unnamed Tributary	P2-12	2	16-Oct-12	Fall	MT	-	FNDC	-	-	-	U	U	N
3109	Unnamed Tributary	P2-12	2	16-Oct-12	Fall	MT	-	FNDC	-	-	-	U	U	N
3110	Unnamed Tributary	P2-12	2	16-Oct-12	Fall	MT	-	FNDC	-	-	-	U	U	N
3111	Unnamed Tributary	P2-12	2	16-Oct-12	Fall	MT	-	FNDC	-	-	-	U	U	N
3112	Unnamed Tributary	P2-12	2	16-Oct-12	Fall	MT	-	FNDC	-	-	-	U	U	N
3113	Unnamed Tributary	P2-12	2	16-Oct-12	Fall	MT	-	FNDC	-	-	-	U	U	N
3114	Unnamed Tributary	P2-12	2	16-Oct-12	Fall	MT	-	FNDC	-	-	-	U	U	N
3115	Unnamed Tributary	P2-12	2	16-Oct-12	Fall	MT	-	FNDC	-	-	-	U	U	N
3116	Unnamed Tributary	P2-12	2	16-Oct-12	Fall	MT	-	FNDC	-	-	-	U	U	N
3117	Unnamed Tributary	P2-12	2	16-Oct-12	Fall	MT	-	FNDC	-	-	-	U	U	N
3118	Unnamed Tributary	P2-12	2	16-Oct-12	Fall	MT	-	FNDC	-	-	-	U	U	N
3119	Unnamed Tributary	P2-12	2	16-Oct-12	Fall	MT	-	FNDC	-	-	-	U	U	N

Fish #	Stream/River or Waterbody Name	Site	Stream Order	Date	Season	Method[1]	Fish ID	Fish Species[2]	Length (mm)[3]	Weight (g)	Condition[4]	Maturity[5]	Sex[6]	Fish Toxicology (Y/N)[7]
3120	Unnamed Tributary	P2-12	2	16-Oct-12	Fall	MT	-	FNDC	-	-	-	U	U	N
3121	Unnamed Tributary	P2-12	2	16-Oct-12	Fall	MT	-	FNDC	-	-	-	U	U	N
3122	Unnamed Tributary	P2-12	2	16-Oct-12	Fall	MT	-	FNDC	-	-	-	U	U	N
3123	Unnamed Tributary	P2-12	2	16-Oct-12	Fall	MT	-	FNDC	-	-	-	U	U	N
3124	Unnamed Tributary	P2-12	2	16-Oct-12	Fall	MT	-	FNDC	-	-	-	U	U	N
3125	Unnamed Tributary	P2-12	2	16-Oct-12	Fall	MT	-	FNDC	-	-	-	U	U	N
3126	Unnamed Tributary	P2-12	2	16-Oct-12	Fall	MT	-	FNDC	-	-	-	U	U	N
3127	Unnamed Tributary	P2-12	2	16-Oct-12	Fall	MT	-	FNDC	-	-	-	U	U	N
3128	Unnamed Tributary	P2-12	2	16-Oct-12	Fall	MT	-	FNDC	-	-	-	U	U	N
3129	Unnamed Tributary	P2-12	2	16-Oct-12	Fall	MT	-	FNDC	-	-	-	U	U	N
3130	Unnamed Tributary	P2-12	2	16-Oct-12	Fall	MT	-	FNDC	-	-	-	U	U	N
3131	Unnamed Tributary	P2-12	2	16-Oct-12	Fall	MT	-	FNDC	-	-	-	U	U	N
3132	Unnamed Tributary	P2-12	2	16-Oct-12	Fall	MT	-	FNDC	-	-	-	U	U	N
3133	Unnamed Tributary	P2-12	2	16-Oct-12	Fall	MT	-	FNDC	-	-	-	U	U	N
3134	Unnamed Tributary	P2-12	2	16-Oct-12	Fall	MT	-	FNDC	-	-	-	U	U	N
3135	Unnamed Tributary	P2-12	2	16-Oct-12	Fall	MT	-	FNDC	-	-	-	U	U	N
3136	Unnamed Tributary	P2-12	2	16-Oct-12	Fall	MT	-	FNDC	-	-	-	U	U	N
3137	Unnamed Tributary	P2-12	2	16-Oct-12	Fall	MT	-	FNDC	-	-	-	U	U	N
3138	Unnamed Tributary	P2-12	2	16-Oct-12	Fall	MT	-	FNDC	-	-	-	U	U	N
3139	Unnamed Tributary	P2-12	2	16-Oct-12	Fall	MT	-	FNDC	-	-	-	U	U	N
3140	Unnamed Tributary	P2-12	2	16-Oct-12	Fall	MT	-	FNDC	-	-	-	U	U	N
3141	Unnamed Tributary	P2-12	2	16-Oct-12	Fall	MT	-	FNDC	-	-	-	U	U	N
3142	Unnamed Tributary	P2-12	2	16-Oct-12	Fall	MT	-	FNDC	-	-	-	U	U	N
3143	Unnamed Tributary	P2-12	2	16-Oct-12	Fall	MT	-	FNDC	-	-	-	U	U	N
3144	Unnamed Tributary	P2-12	2	16-Oct-12	Fall	MT	-	FNDC	-	-	-	U	U	N
3145	Unnamed Tributary	P2-12	2	16-Oct-12	Fall	MT	-	FNDC	-	-	-	U	U	N
3146	Unnamed Tributary	P2-12	2	16-Oct-12	Fall	MT	-	FNDC	-	-	-	U	U	N
3147	Unnamed Tributary	P2-12	2	16-Oct-12	Fall	MT	-	FNDC	-	-	-	U	U	N
3148	Unnamed Tributary	P2-12	2	16-Oct-12	Fall	MT	-	FNDC	-	-	-	U	U	N
3149	Unnamed Tributary	P2-12	2	16-Oct-12	Fall	MT	-	FNDC	-	-	-	U	U	N

Fish #	Stream/River or Waterbody Name	Site	Stream Order	Date	Season	Method[1]	Fish ID	Fish Species[2]	Length (mm)[3]	Weight (g)	Condition[4]	Maturity[5]	Sex[6]	Fish Toxicology (Y/N)[7]
3150	Unnamed Tributary	P2-12	2	16-Oct-12	Fall	MT	-	FNDC	-	-	-	U	U	N
3151	Unnamed Tributary	P2-12	2	16-Oct-12	Fall	MT	-	FNDC	-	-	-	U	U	N
3152	Unnamed Tributary	P2-12	2	16-Oct-12	Fall	MT	-	FNDC	-	-	-	U	U	N
3153	Unnamed Tributary	P2-12	2	16-Oct-12	Fall	MT	-	FNDC	-	-	-	U	U	N
3154	Unnamed Tributary	P2-12	2	16-Oct-12	Fall	MT	-	FNDC	-	-	-	U	U	N
3155	Unnamed Tributary	P2-12	2	16-Oct-12	Fall	MT	-	FNDC	-	-	-	U	U	N
3156	Unnamed Tributary	P2-12	2	16-Oct-12	Fall	MT	-	FNDC	-	-	-	U	U	N
3157	Unnamed Tributary	P2-12	2	16-Oct-12	Fall	MT	-	FNDC	-	-	-	U	U	N
3158	Unnamed Tributary	P2-12	2	16-Oct-12	Fall	MT	-	FNDC	-	-	-	U	U	N
3159	Unnamed Tributary	P2-12	2	16-Oct-12	Fall	MT	-	FNDC	-	-	-	U	U	N
3160	Unnamed Tributary	P2-12	2	16-Oct-12	Fall	MT	-	FNDC	-	-	-	U	U	N
3161	Unnamed Tributary	P2-12	2	16-Oct-12	Fall	MT	-	FNDC	-	-	-	U	U	N
3162	Unnamed Tributary	P2-12	2	16-Oct-12	Fall	MT	-	FNDC	-	-	-	U	U	N
3163	Unnamed Tributary	P2-12	2	16-Oct-12	Fall	MT	-	FNDC	-	-	-	U	U	N
3164	Unnamed Tributary	P2-12	2	16-Oct-12	Fall	MT	-	FNDC	-	-	-	U	U	N
3165	Unnamed Tributary	P2-12	2	16-Oct-12	Fall	MT	-	FNDC	-	-	-	U	U	N
3166	Unnamed Tributary	P2-12	2	16-Oct-12	Fall	MT	-	FNDC	-	-	-	U	U	N
3167	Unnamed Tributary	P2-12	2	16-Oct-12	Fall	MT	-	FNDC	-	-	-	U	U	N
3168	Unnamed Tributary	P2-12	2	16-Oct-12	Fall	MT	-	FNDC	-	-	-	U	U	N
3169	Unnamed Tributary	P2-12	2	16-Oct-12	Fall	MT	-	FNDC	-	-	-	U	U	N
3170	Unnamed Tributary	P2-12	2	16-Oct-12	Fall	MT	-	FNDC	-	-	-	U	U	N
3171	Unnamed Tributary	P2-12	2	16-Oct-12	Fall	MT	-	FNDC	-	-	-	U	U	N
3172	Unnamed Tributary	P2-12	2	16-Oct-12	Fall	MT	-	FNDC	-	-	-	U	U	N
3173	Unnamed Tributary	P2-12	2	16-Oct-12	Fall	MT	-	FNDC	-	-	-	U	U	N
3174	Unnamed Tributary	P2-12	2	16-Oct-12	Fall	MT	-	FNDC	-	-	-	U	U	N
3175	Unnamed Tributary	P2-12	2	16-Oct-12	Fall	MT	-	FNDC	-	-	-	U	U	N
3176	Winefred Lake	P2-WL	-	16-Aug-12	Summer	GN	1	LKWH	395	-	-	M	U	N
3177	Winefred Lake	P2-WL	-	16-Aug-12	Summer	GN	2	LKWH	420	-	-	M	U	N
3178	Winefred Lake	P2-WL	-	16-Aug-12	Summer	GN	3	WALL	98	-	-	IM	U	N
3179	Winefred Lake	P2-WL	-	16-Aug-12	Summer	GN	4	WALL	110	-	-	IM	U	N

Fish #	Stream/River or Waterbody Name	Site	Stream Order	Date	Season	Method[1]	Fish ID	Fish Species[2]	Length (mm)[3]	Weight (g)	Condition[4]	Maturity[5]	Sex[6]	Fish Toxicology (Y/N)[7]
3180	Winefred Lake	P2-WL	-	16-Aug-12	Summer	GN	5	WHSC	334	-	-	M	U	N
3181	Winefred Lake	P2-WL	-	16-Aug-12	Summer	GN	6	WHSC	350	-	-	M	U	N
3182	Winefred Lake	P2-WL	-	16-Aug-12	Summer	GN	7	WHSC	352	-	-	M	U	N
3183	Winefred Lake	P2-WL	-	16-Aug-12	Summer	GN	8	WALL	318	-	-	M	U	N
3184	Winefred Lake	P2-WL	-	16-Aug-12	Summer	GN	9	WHSC	370	-	-	M	U	N
3185	Winefred Lake	P2-WL	-	16-Aug-12	Summer	GN	10	WHSC	385	838	1.47	M	U	N
3186	Winefred Lake	P2-WL	-	16-Aug-12	Summer	GN	11	WHSC	332	558	1.52	M	U	N
3187	Winefred Lake	P2-WL	-	16-Aug-12	Summer	GN	12	WHSC	354	627	1.41	M	U	N
3188	Winefred Lake	P2-WL	-	16-Aug-12	Summer	GN	13	LKWH	385	946	1.66	M	U	N
3189	Winefred Lake	P2-WL	-	16-Aug-12	Summer	GN	14	WALL	471	1166	1.12	M	M	Y
3190	Winefred Lake	P2-WL	-	16-Aug-12	Summer	GN	15	WALL	513	1540	1.14	M	F	Y
3191	Winefred Lake	P2-WL	-	16-Aug-12	Summer	GN	16	WALL	528	1480	1.01	M	F	Y
3192	Winefred Lake	P2-WL	-	16-Aug-12	Summer	GN	17	WALL	610	2730	1.20	M	M	Y
3193	Winefred Lake	P2-WL	-	16-Aug-12	Summer	GN	18	WALL	488	1236	1.06	M	U	Y
3194	Winefred Lake	P2-WL	-	16-Aug-12	Summer	GN	19	WALL	570	2040	1.10	M	M	Y
3195	Winefred Lake	P2-WL	-	16-Aug-12	Summer	GN	20	LKWH	157	-	-	IM	U	N
3196	Winefred Lake	P2-WL	-	16-Aug-12	Summer	GN	21	LKWH	225	-	-	U	U	N
3197	Winefred Lake	P2-WL	-	16-Aug-12	Summer	GN	22	LKWH	248	-	-	U	U	N
3198	Winefred Lake	P2-WL	-	16-Aug-12	Summer	GN	23	LKWH	226	-	-	U	U	N
3199	Winefred Lake	P2-WL	-	16-Aug-12	Summer	GN	24	LKWH	485	-	-	M	U	N
3200	Winefred Lake	P2-WL	-	16-Aug-12	Summer	GN	25	NRPK	650	-	-	M	U	N
3201	Winefred Lake	P2-WL	-	16-Aug-12	Summer	GN	26	WHSC	398	-	-	M	U	N
3202	Winefred Lake	P2-WL	-	16-Aug-12	Summer	GN	27	NRPK	520	-	-	M	U	N
3203	Winefred Lake	P2-WL	-	16-Aug-12	Summer	GN	28	LKWH	243	-	-	U	U	N
3204	Winefred Lake	P2-WL	-	16-Aug-12	Summer	GN	29	LKWH	163	-	-	U	U	N
3205	Winefred Lake	P2-WL	-	16-Aug-12	Summer	GN	30	WALL	109	-	-	IM	U	N
3206	Winefred Lake	P2-WL	-	16-Aug-12	Summer	GN	31	SPSH	98	-	-	M	U	N
3207	Winefred Lake	P2-WL	-	16-Aug-12	Summer	GN	32	WALL	588	2410	1.19	M	U	Y
3208	Winefred Lake	P2-WL	-	16-Aug-12	Summer	GN	33	WALL	442	1014	1.17	M	U	Y
3209	Winefred Lake	P2-WL	-	16-Aug-12	Summer	GN	34	WALL	512	1584	1.18	M	U	Y

Fish #	Stream/River or Waterbody Name	Site	Stream Order	Date	Season	Method[1]	Fish ID	Fish Species[2]	Length (mm)[3]	Weight (g)	Condition[4]	Maturity[5]	Sex[6]	Fish Toxicology (Y/N)[7]
3210	Winefred Lake	P2-WL	-	16-Aug-12	Summer	GN	35	WALL	478	1174	1.07	M	U	Y
3211	Winefred Lake	P2-WL	-	16-Aug-12	Summer	GN	36	NRPK	685	2220	0.69	M	U	N
3212	Winefred Lake	P2-WL	-	16-Aug-12	Summer	GN	37	LKWH	305	386	1.36	M	U	N
3213	Grist Lake	P2-GL	-	13-Aug-12	Summer	GN	1	LKWH	419	878	1.19	M	F	Y
3214	Grist Lake	P2-GL	-	13-Aug-12	Summer	GN	2	LKWH	368	636	1.28	M	F	Y
3215	Grist Lake	P2-GL	-	13-Aug-12	Summer	GN	3	LKWH	400	708	1.11	M	M	Y
3216	Grist Lake	P2-GL	-	13-Aug-12	Summer	GN	4	LKWH	407	814	1.21	M	F	Y
3217	Grist Lake	P2-GL	-	13-Aug-12	Summer	GN	5	LKWH	428	872	1.11	M	M	Y
3218	Grist Lake	P2-GL	-	13-Aug-12	Summer	GN	6	LKWH	396	830	1.34	M	M	Y
3219	Grist Lake	P2-GL	-	13-Aug-12	Summer	GN	7	LKWH	395	862	1.40	M	M	Y
3220	Grist Lake	P2-GL	-	13-Aug-12	Summer	GN	8	LKWH	365	742	1.53	M	M	Y
3221	Grist Lake	P2-GL	-	13-Aug-12	Summer	GN	9	LKWH	400	790	1.23	M	F	Y
3222	Grist Lake	P2-GL	-	13-Aug-12	Summer	GN	10	LKWH	395	848	1.38	M	M	Y
3223	Grist Lake	P2-GL	-	17-Aug-12	Summer	MT	1	LKWH	97	8.9	0.98	IM	U	N
3224	Grist Lake	P2-GL	-	17-Aug-12	Summer	MT	2	LKWH	95	8.2	0.96	IM	U	N
3225	Grist Lake	P2-GL	-	17-Aug-12	Summer	MT	3	LKWH	83	4.4	0.77	IM	U	N
3226	Grist Lake	P2-GL	-	17-Aug-12	Summer	MT	4	LKWH	85	5.3	0.86	IM	U	N
3227	Grist Lake	P2-GL	-	17-Aug-12	Summer	MT	5	LKCH	50	1.7	1.36	U	U	N
3228	Grist Lake	P2-GL	-	17-Aug-12	Summer	MT	6	WHSC	46	1.5	1.54	IM	U	N
3229	Grist Lake	P2-GL	-	17-Aug-12	Summer	MT	7	WHSC	48	1.9	1.72	IM	U	N
3230	Grist Lake	P2-GL	-	17-Aug-12	Summer	MT	8	WHSC	54	2.1	1.33	IM	U	N
3231	Grist Lake	P2-GL	-	17-Aug-12	Summer	MT	9	WHSC	53	1.9	1.28	IM	U	N
3232	Grist Lake	P2-GL	-	17-Aug-12	Summer	MT	10	WHSC	51	1.8	1.36	IM	U	N
3233	Grist Lake	P2-GL	-	17-Aug-12	Summer	MT	11	WHSC	47	1.3	1.25	IM	U	N
3234	Grist Lake	P2-GL	-	17-Aug-12	Summer	MT	12	WHSC	51	1.8	1.36	IM	U	N
3235	Grist Lake	P2-GL	-	17-Aug-12	Summer	MT	13	WHSC	48	1.6	1.45	IM	U	N
3236	Grist Lake	P2-GL	-	17-Aug-12	Summer	MT	14	WHSC	49	1.6	1.36	IM	U	N

Fish #	Stream/River or Waterbody Name	Site	Stream Order	Date	Season	Method[1]	Fish ID	Fish Species[2]	Length (mm)[3]	Weight (g)	Condition[4]	Maturity[5]	Sex[6]	Fish Toxicology (Y/N)[7]
3237	Grist Lake	P2-GL	-	17-Aug-12	Summer	MT	15	WHSC	45	1.4	1.54	IM	U	N
3238	Grist Lake	P2-GL	-	17-Aug-12	Summer	MT	16	WHSC	53	1.9	1.28	IM	U	N
3239	Grist Lake	P2-GL	-	17-Aug-12	Summer	MT	17	WHSC	51	1.7	1.28	IM	U	N

Notes:

[1] Method: BPEF - backpack electrofishing; GN - gill net; MT - minnow trap.
[2] Fish Species: As per MacKay et al. (1990), see Volume 3, Table F1-1 for species names and codes.
[3] Length: Total length measured for BRST. Fork length measured for all other species.
[4] Condition: K Factor = (Weight x 10^5) / (Length^3).
[5] Maturity: IM – immature; M – mature; U - unknown.
[6] Sex: M – male; F – female; U - unknown.
[7] Fish Toxicology: Y – fish collected for toxicological analysis; N – fish not collected for toxicological analysis.
– = Not applicable/available.