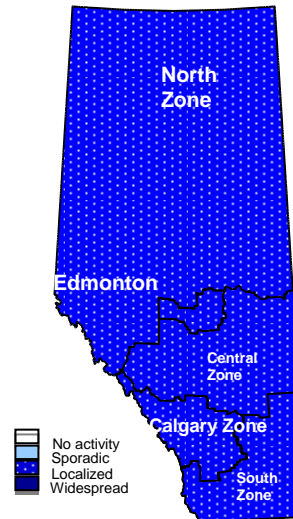


Section 1: Summary

For week 3 all Zones report some level of influenza activity.

| | |
|-----------------|----------------------|
| South | ▪Localized activity. |
| Calgary | ▪Localized activity. |
| Central | ▪Localized activity. |
| Edmonton | ▪Localized activity. |
| North | ▪Localized activity. |



Section 2: Outbreaks

There are 3 new influenza outbreaks to report this week. There were a total of 9 outbreaks in week 3. Including the outbreaks reported this week there have been 74 influenza outbreaks this season.

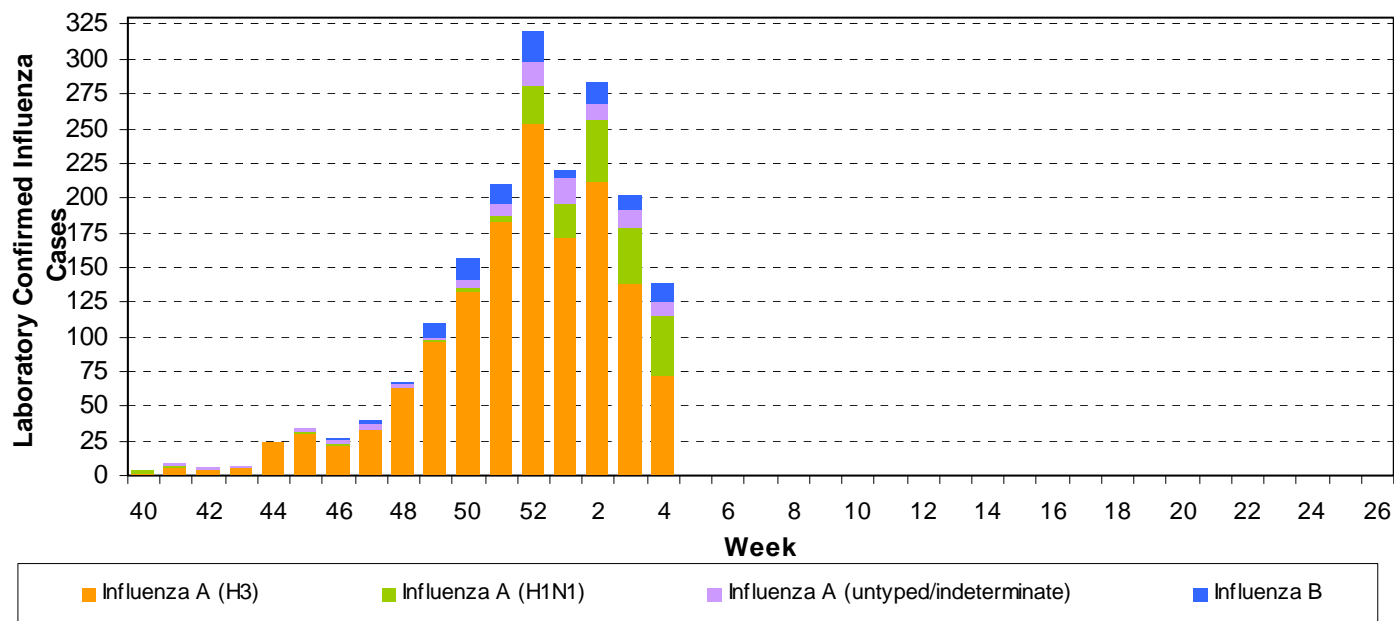
Reported Outbreaks of Influenza, 2012/13

| Zone | Current Week | YTD |
|---------|--------------|-----|
| South | 2 | 11 |
| Calgary | 1 | 17 |
| Central | 0 | 4 |
| Capital | 0 | 33 |
| North | 0 | 9 |
| Alberta | 3 | 74 |

Section 3: Isolates

In the 2012/13 influenza season, the Provincial Laboratory for Public Health (PLPH) has reported 1750 Influenza A cases and 113 Influenza B cases to Alberta Health. In week 3 there were 202 lab confirmed influenza cases reported to Alberta Health, and in week 4 there were 138* lab confirmed influenza cases reported to Alberta Health.

Laboratory Confirmed Influenza Cases by Strain Type, 2012/13

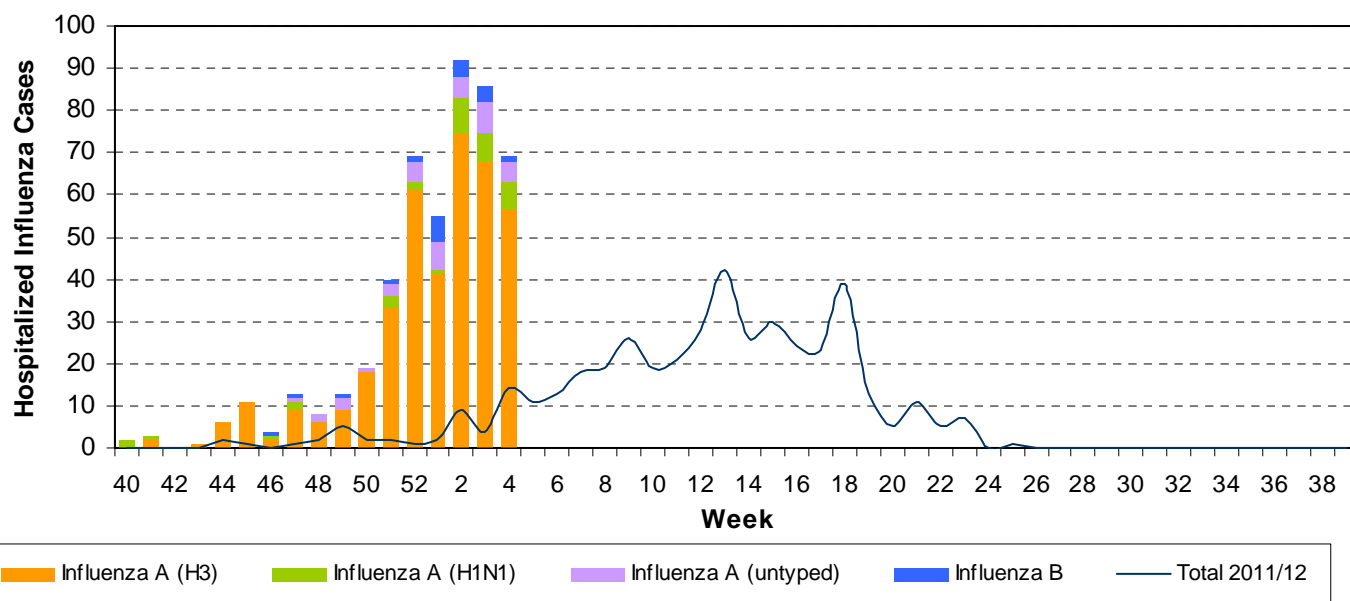


*preliminary values

Section 4: Hospitalizations

There were 69* new hospitalized cases of influenza reported in week 4, and 86 confirmed hospitalized cases in week 3. There have been 491 hospitalized cases in total for this influenza season.

Hospitalized Influenza Cases by Influenza Strain Type, 2012/13



*preliminary values

Section 5: Influenza-Like Illness – TARRANT-Week 4

Sentinel physicians report cases of ILI seen in their practices. 44 cases of influenza like illness (ILI) were seen in week 3 and 50 cases of influenza like illness (ILI) were seen in week 4.

| Zone | Sentinel Doctors (#) | Sentinel Recorders this Week (#) | Patients Seen (#) | ILI Cases (#) | Patients with ILI (%) |
|----------|----------------------|----------------------------------|-------------------|---------------|-----------------------|
| South | 8 | 7 | 779 | 12 | 1.5% |
| Calgary | 32 | 21 | 1522 | 19 | 1.2% |
| Central | 16 | 13 | 726 | 7 | 1.0% |
| Edmonton | 10 | 7 | 844 | 12 | 1.4% |
| North | 7 | 0 | na | na | na |
| Alberta | 73 | 48 | 3871 | 50 | 1.3% |

For more information, please go to the website: <http://www.tarrantviralwatch.ca/>

Section 7: Antiviral Resistance

- There have been no influenza isolates identified that are resistant to amantadine, zanamivir or oseltamivir in the 2012/13 influenza season.
- In the 2011/12 season there were 10 isolates that were resistant to amantadine and no isolates were resistant to zanamivir or oseltamivir.

Section 6: Canadian and International Influenza Activity

The following links provide access to other websites related to influenza and ILI.

Canada – FluWATCH www.phac-aspc.gc.ca/fluwatch/index-eng.php

World Health Organization www.who.int/topics/influenza/en/

USA – CDC www.cdc.gov/flu/weekly/