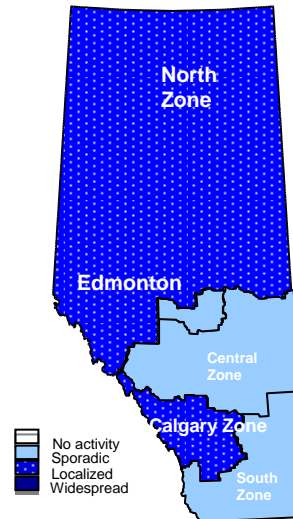


**Section 1: Summary**

For week 18 all Zones report some level of influenza activity.

<b>South</b>	▪ Sporadic activity.
<b>Calgary</b>	▪ Localized activity.
<b>Central</b>	▪ Sporadic activity.
<b>Edmonton</b>	▪ Sporadic activity.
<b>North</b>	▪ Localized activity.



**Section 2: Outbreaks**

There were three new influenza outbreaks to report in week 18. There was one influenza outbreak in week 17. There have been 94 influenza outbreaks this season.

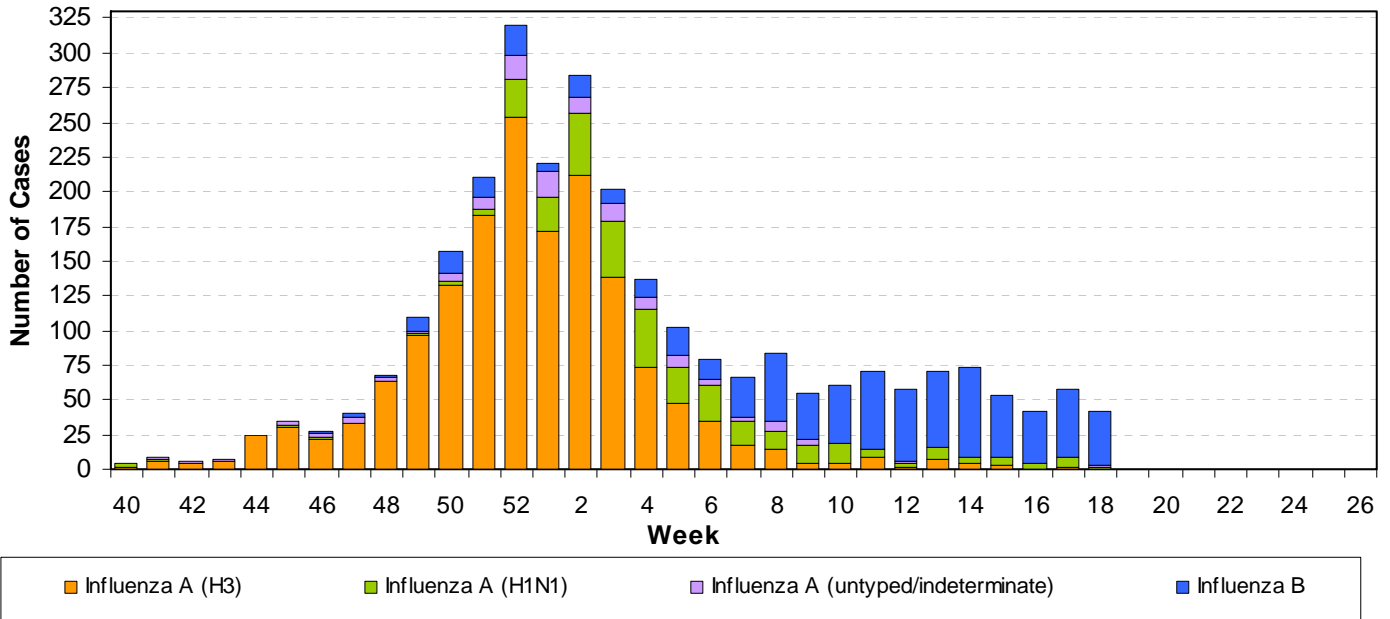
**Reported Outbreaks of Influenza, 2012/13**

Zone	Current Week	YTD
South	0	12
Calgary	2	23
Central	0	7
Capital	0	40
North	1	12
Alberta	3	94

**Section 3: Isolates**

In the 2012/13 influenza season, the Provincial Laboratory for Public Health (PLPH) reported 2,078 Influenza A cases and 697 Influenza B cases to Alberta Health. There were 42\* lab confirmed influenza cases reported to Alberta Health in week 18 and 57 reported in week 17. While influenza A has been the dominant strain for the bulk of the season, the majority of influenza cases in recent weeks have been due to influenza B.

**Laboratory Confirmed Influenza Cases by Strain Type, 2012/13**

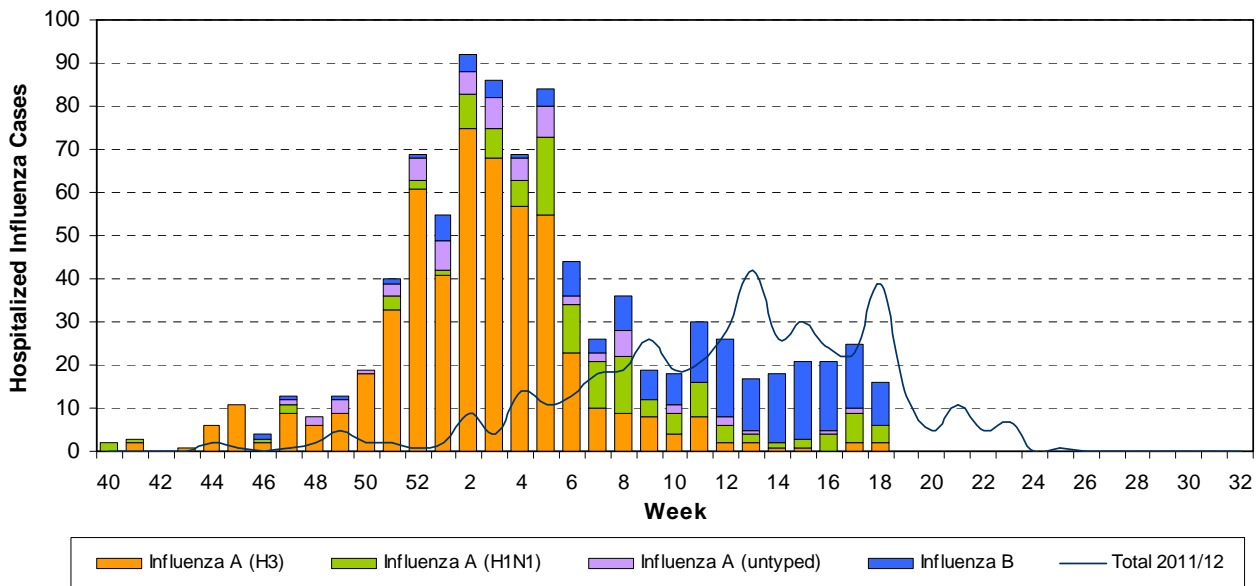


\*preliminary values

**Section 4: Hospitalizations**

There were 16\* new hospitalized cases of influenza reported in week 18, and 25 confirmed hospitalized cases in week 17. There have been 892 hospitalized cases in total for this influenza season. While the majority of hospitalized cases have been due to influenza A, the majority of hospitalized cases in recent weeks have been due to influenza B.

**Hospitalized Influenza Cases by Influenza Strain Type, 2012/13**



\*preliminary values

### Section 5: Influenza-Like Illness – TARRANT Week 18

Sentinel physicians report cases of ILI seen in their practices. 13\* cases of influenza like illness (ILI) were seen in week 18 and 20 cases were seen in week 17.

Zone	Sentinal Doctors (#)	Sentinal Recorders this Week (#)	Patients Seen (#)	ILI Cases (#)	Patients with ILI (%)
South	9	3	372	1	0.3%
Calgary	41	20	1427	8	0.6%
Central	15	13	580	0	0.0%
Edmonton	10	6	397	1	0.3%
North	7	2	166	3	1.8%
Alberta	82	44	2942	13	0.4%

\*preliminary values

For more information, please go to the website: <http://www.tarrantviralwatch.ca/>

### Section 7: Antiviral Resistance

- A probable case of oseltamivir-resistant influenza was reported to Alberta Health in week 9. The sample, isolated in Calgary, has been sent to the National Microbiology Laboratory for confirmatory testing. This is the first resistant isolate found in the 2012/13 influenza season.
- In the 2011/12 season there were 10 isolates found to be resistant to amantadine. No isolates were resistant to zanamivir or oseltamivir.

### Section 6: Canadian and International Influenza Activity

The following links provide access to other websites related to influenza and ILI.

Canada – FluWATCH [www.phac-aspc.gc.ca/fluwatch/index-eng.php](http://www.phac-aspc.gc.ca/fluwatch/index-eng.php)

World Health Organization [www.who.int/topics/influenza/en/](http://www.who.int/topics/influenza/en/)

USA – CDC [www.cdc.gov/flu/weekly/](http://www.cdc.gov/flu/weekly/)