

\$12.00

CROP PROTECTION 2015



Free!
PDF Version
agriculture.alberta.ca/bluebook

Alberta 
Government

AGDEX 606-1

Disclaimer

This publication is intended to be used as a guide only. Information contained here is that available at the time of printing (February 2015). While every effort has been made to ensure accuracy, Alberta Agriculture and Rural Development does not accept responsibility for label changes, errors in conversion or otherwise. It remains the responsibility of the readers to follow product information contained on the product label or package insert. The publisher, editor and all contributors to this publication cannot be held responsible for publication errors or any consequence resulting from the use of this publication.

Note: Some approved minor use registrations may not appear on the product label. Check with product write-up for details.

All recommendations in this publication are given in quantity of commercial product per acre (L or kg/ac). Product labels are given in quantity of product per hectare (L or kg/ha). To avoid application errors, be sure to read and understand label recommendations.

Warning

The use of a pesticide in any manner not published on the label or registered under the *Minor Use of Pesticides* regulation constitutes an offence under both the *Federal Pest Control Products Act* and Alberta's *Environmental Protection and Enhancement Act*.

Questions or concerns, contact:

Alberta Ag-Info Centre
Phone: 310-FARM (3276)

Copies of this publication may be obtained from:

Publications Office
Alberta Agriculture and Rural Development
Phone: 1-800-292-5697 (toll free in Canada)
(780) 427-0391

or

see the website <www.agriculture.alberta.ca> for information on other publications, videos and CD-Roms



CROP PROTECTION 2015

Edited by

Harry Brook and Mark Cutts

Alberta Agriculture and Rural Development
in co-operation with the agro-chemical industry

Published by:

Alberta Agriculture and Rural Development
Information Management Division
7000 - 113 Street
Edmonton, Alberta
Canada T6H 5T6

Production Editor: Chris Kaulbars
Graphic Designer: John Gillmore
Page Production: Joyce Wong

Copyright © 2015. Her Majesty the Queen in Right of
Alberta (Alberta Agriculture and Rural Development).
All rights reserved.

No part of this publication may be reproduced, stored in a
retrieval system, or transmitted in any form or by any means,
electronic, mechanical photocopying, recording or otherwise
without written permission from the Information Management
Division, Alberta Agriculture and Rural Development.

ISBN 978-0-7732-6116-7
ISSN 1201-5059

Printed February 2015

* To go directly to a page, click on the page number in the Table of Contents below.
 To return to the Table of Contents, click on *back to* ► at the bottom of the page.

Contents

Page/s	Page/s
Address and Telephone Numbers 1	First Aid 33
Chemical Companies 1	Poison Information Centres 33
Alberta Pest Surveillance System	Standard First Aid Measures..... 33
Information Line..... 2	Glossary of Terms in Pest Control..... 34
Pest Management Regulatory Agency 2	Alberta Agriculture and
Leaf Stages – Cereals and Grasses..... 3	Rural Development Offices..... 35
Leaf Stages – Broadleaf Weeds..... 4	
Cereal Growth Stages..... 5	Herbicides
Pea Node Leaf Stages 6	Herbicide Index..... 36
Bean Leaf Stages 7	Chemical Weed Control in Alberta 39
Lentil and Chickpea Leaf Stages..... 8	Water Used for Spray Application 40
How to Use This Book..... 9	Pesticide Resistance..... 41
Chemical Pest Control Summary..... 9	Herbicide Group Classification by
Sprayer Operations 10	Mode of Action 43
Sprayer Calibration..... 11	Herbicides 47
Standard Benchmarks..... 11	Herbicide Selector Charts..... 316
Calibrating Small Sprayers 12	
Preparation and Application of Pesticides 12	Insecticides
Tank Mixtures..... 12	Insecticide Index..... 374
Adjuvants (surfactants, wetting agents,	Chemical Insect Control in Alberta 375
spreaders, etc.) 12	Insecticide Group Classification by
Preparing a tank mix 13	Mode of Action 379
Specific Mixing Instructions..... 13	Insecticides 381
Sprayer Clean-out..... 14	Insecticide Selector Charts 424
What to Do if Results Are Unsatisfactory 16	
Pesticides and the Environment 16	Seed Treatments
Responding to a Pesticide Related Concern 16	Seed Treatment Index..... 428
Pesticide Residues Found in	Seed Treatment of Cereal, Forage,
Alberta Water Sources 17	Oilseed and Pulse Crops 429
Pesticide Applicator Certificate 17	Seed Treatment Fungicide Group Classification
Farmer Certification Requirements 17	by Mode of Action 430
Pesticide User Responsibility..... 18	Seed Treatments 431
Pesticide Container Site Locations..... 22	Seed Treatment Selector Charts 483
Safety Precautions..... 25	
Warning Symbols..... 25	Fungicides
Pesticide Toxicity, Hazard and Risk..... 25	Foliar Fungicide Index..... 488
Absorption Rates 26	Chemical Control of Plant Diseases in Alberta ... 489
Symptoms of Poisoning 26	Fungicide Group Classification by
Reducing the Risk of Exposure to Pesticides 26	Mode of Action 490
Protective Clothing and Equipment 27	Fungicides..... 492
Cleaning of Clothes and Equipment..... 30	Fungicide – Foliar Treatment Selector Charts..... 554
Specific Cleaning Procedures for Pesticides 31	
Other Precautions and Safety Tips 32	Pesticide Application Record 559
Grazing and Haying Restrictions 32	
Farm Safety Program 32	

Address and Telephone Numbers

Chemical Companies

ADAMA Agricultural Solutions Canada Ltd.

302 - 179 McDermot Avenue
Winnipeg, MB R3B 0S1
Toll Free: 1-855-264-6262

Adjuvants Plus Inc.

1755 Division Road North
Kingsville, ON N9Y 2Y8
Toll Free: 1-877-512-4659

AgraCity Crop and Nutrition Ltd.

320 22nd Street East
Saskatoon, SK S7K 0H1
Toll Free: 1-306-665-4548

AgraCity Crop and Nutrition Ltd.

320 - 22nd Street East
Saskatoon, SK S7K 0H1
(306) 665-4548

Arysta LifeScience Canada, Inc.

998, 105 - 150 Crowfoot Crescent N.W.
Calgary, AB T3G 3T2
Toll Free: 1-866-761-9397
Fax: 1-866-231-8957
Website: arystalifescience.com

BASF Canada

100 Milverton Drive, 5th Floor
Mississauga, ON, L5R 4H1
(416) 675-3611 Toll Free: 1-877-371-2273
Website: www.agproducts.basf.com

Bayer CropScience Inc.

#100, 3131 - 114 Avenue S.E.
Calgary, AB T2Z 3X2
1-888-283-6847
Website: www.bayercropscience.ca

Cheminova Canada

5915 Airport Road, Suite 316
Mississauga, ON L4V 1T1
(905) 405-1923 Toll Free: 1-888-316-6260
Website: www.cheminova.com

Chemtura Co.

25 Erb Street
Elmira, ON N3B 3A3
1-800-350-1745

Dow AgroSciences Canada Inc.

#2100, 450 - 1 Street S.W.
Calgary, AB T2P 5H1
Toll Free: 1-800-667-3852
24 Hour Emergency: 1-613-996-6666
Website: www.dowagro.ca

E.I. duPont Canada Co.

4444 - 72 Avenue S.E.
Calgary, AB T2C 2C1
Toll Free: 1-800-667-3925
Website: www.dupont.ca/ag

Engage Agro Corporation

1030 Gordon Street
Guelph, ON N1G 4X5
(519) 826-7878 Toll Free: 1-800-900-5487
Website: www.engageagro.com

Gowan Company

P.O. Box 5569
Yuma, AZ 85366-5569
Toll Free: 1-800-833-5720
Website: www.gowanco.com

Interprovincial Co-operative Limited

945 Marion Street
Winnipeg, MB R2J 0K7
(204) 233-3461
Website: www.ipco.ca

Loveland Products Canada Inc.

789 Donnybrook Drive
Dorchester, ON N0L 1G5
Toll Free: 1-800-328-4678

Monsanto Canada Inc.

67 Scurfield Blvd.
Winnipeg, MB R3Y 1G4
Toll Free: 1-800-667-4944
Website: www.monsanto.ca

Norac Concepts Inc.

PO. Box 31097
 Guelph, ON N1H 8K1
 (519) 821-3110
 24 Hour Emergency: (613) 787-5620
 Website: www.noracconcepts.com

Nufarm Agriculture Inc.

5507 - 1st Street S.E.
 Calgary, AB T2H 1H9
 Toll Free: 1-800-868-5444
 24 Hour Emergency: 1-800-424-9300
 Website: www.nufarm.ca

Peacock Industries Inc.

Box 750
 Hague, SK S0K 1X0
 (306) 225-4691
 Website: www.grasshoppercontrol.com

Syngenta Crop Protection Canada Inc.

#300, 6700 MacLeod Trail South
 Calgary, AB T2H 0L3
 Toll Free: 1-877-964-3682
 24 Hour Emergency: 1-800-327-8633
 Website: www.syngenta.ca

UAP Canada Inc.

789 Donnybrook Drive
 Dorchester, ON N0L 1G5
 Info Line: 1-800-561-5444
 24 Hour Emergency: 1-800-561-8273
 Website: www.uap.ca

Valent Canada, Inc.

107 Woodlawn Road West, Suite 502-B
 Guelph, ON N1H 1B4
 (519) 822-7043
 www.valent.ca

Alberta Pest Surveillance System Information Line: 310-2777 (APSS)

The information line is available to assist with the following:

- provide advice and information to producers and other stakeholders regarding pest identification and pest concerns
- refer relevant information via literature or specialists in pest management
- aid in developing a database that will allow pest concerns to be monitored and assist in making informed pest management responses

For pest related concerns, contact 310-2777 (APSS).

Pest Management Regulatory Agency

The Pest Management Regulatory Agency (PMRA) of Health Canada is responsible for providing safe access to pest management tools, such as pesticides and sustainable pest management strategies, while minimizing risks. The Agency registers all pest control products that may be used in Canada. If there are questions or inquiries regarding pesticides, product labels or safety precautions, contact PMRA at the following telephone numbers:

Edmonton 780-495-7014

Calgary 403-292-4106

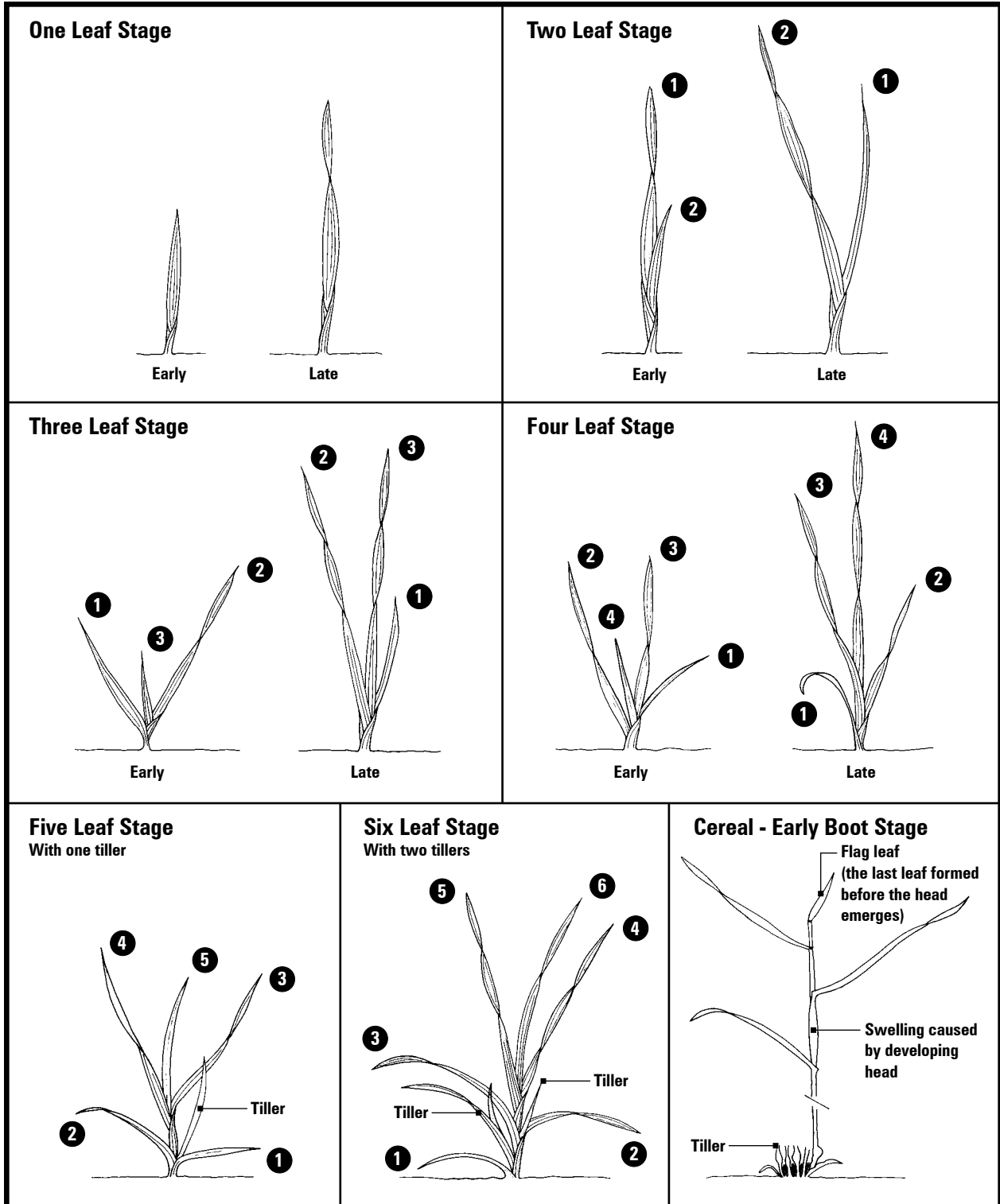
Lethbridge 403-382-4794

National toll free number: 1-800-267-6315 – Pest Management Information Service

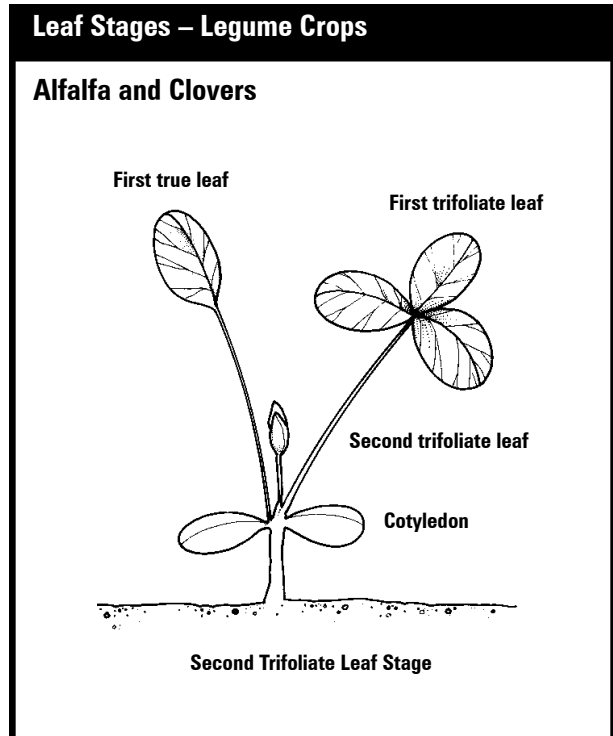
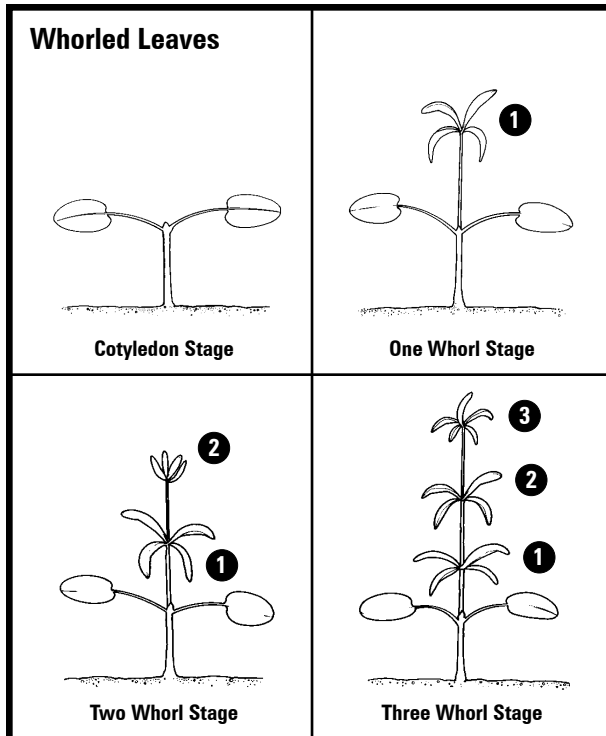
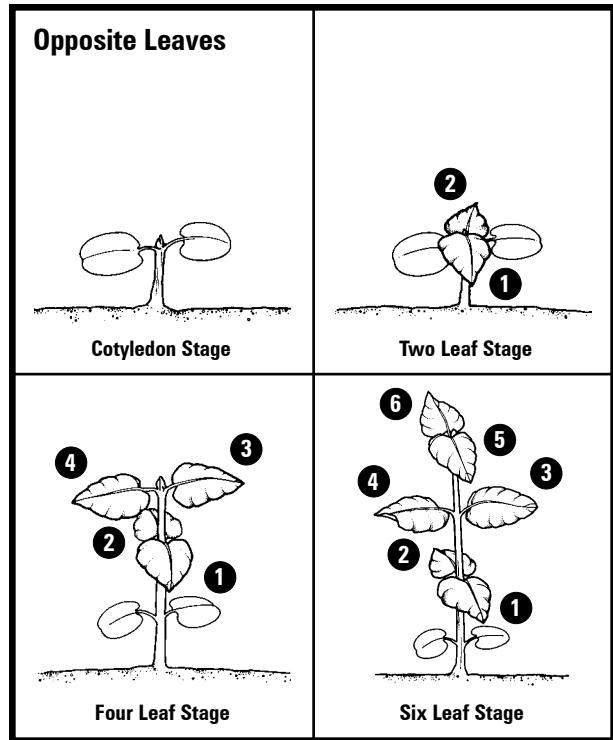
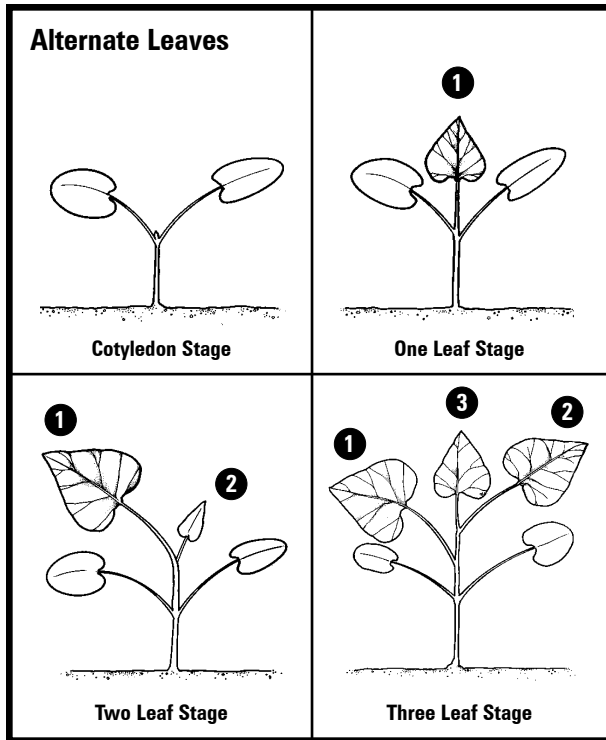
Visit the website: <http://www.hc-sc.gc.ca/cps-spc/pest/index-eng.php>

On line versions of the current labels are available via the following link:
<http://www.hc-sc.gc.ca/cps-spc/pest/registrant-titulaire/tools-outils/label-etiq-eng.php>

Leaf Stages - Cereals and Grasses

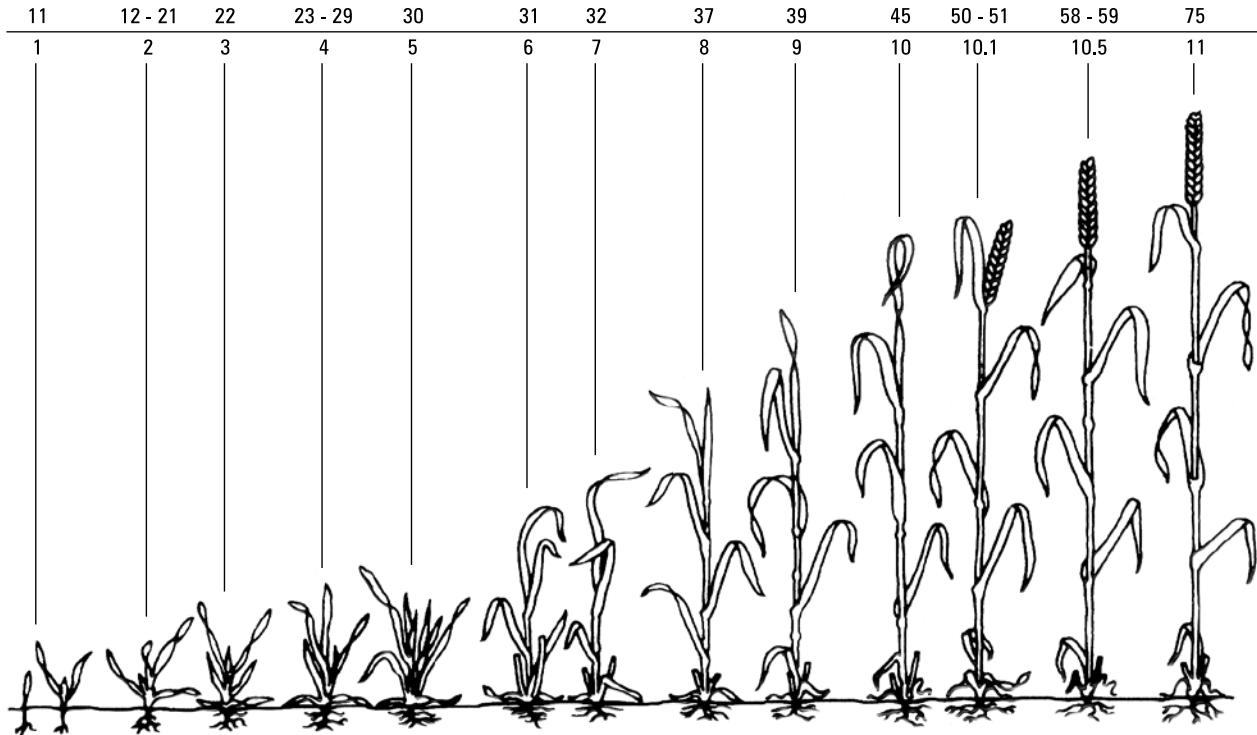


Leaf Stages – Broadleaf Weeds



Cereal Growth Stages

Zadoks Decimal Growth Stages



Feekes Large Growth Stages

One leaf	Two tillers formed	Leaf sheaths strongly erect	Second node detectable	Ligule of flag leaf just visible	Fist ear just visible	Ripening
	Tillering begins	Leaf sheaths lengthen	First node detectable	Flag leaf just visible	Boots swollen	All ears out of sheath

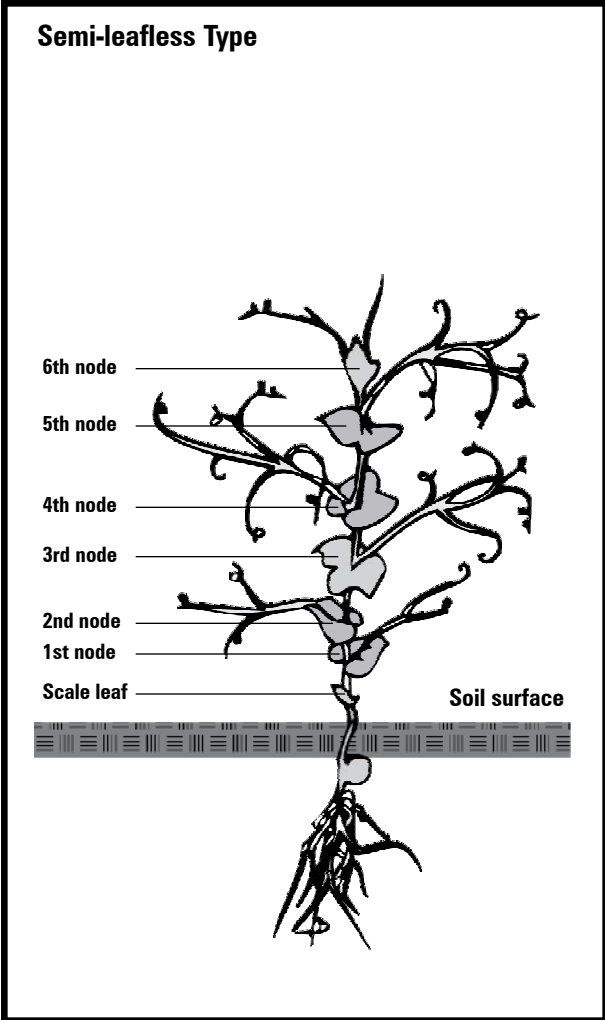
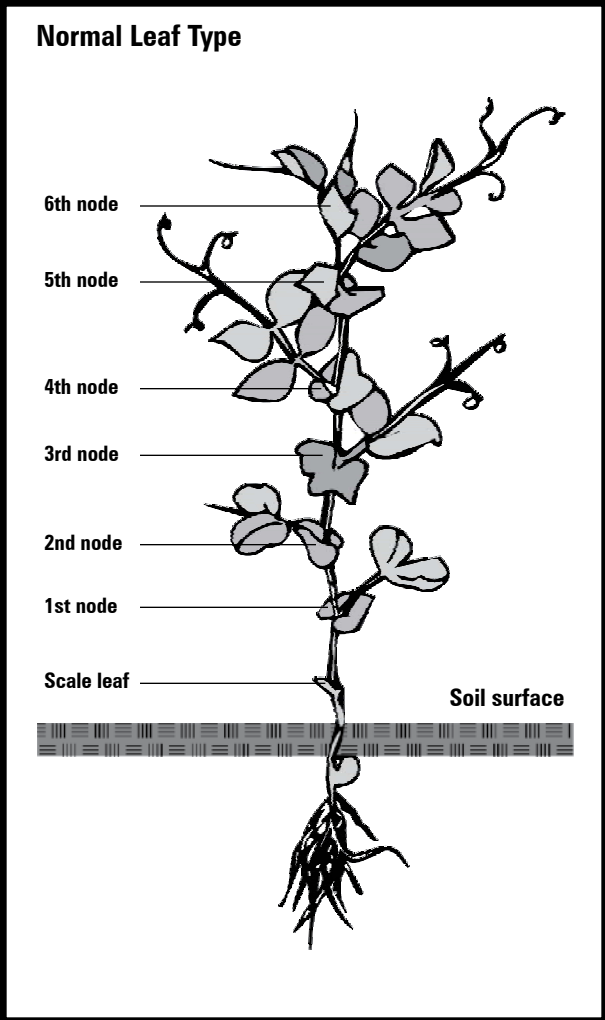
The Feekes and Zadoks scales define the growth stages of a relatively uniform cereal crop. Completion of these growth stages by the cereal crop will be influenced greatly by soil temperature, moisture, air temperature and day length. For example, stages 2 to 5 in the Feekes scale may take 5 or 6 weeks, whereas stages 6 to 10 may be completed in 2 to 3 weeks under prairie conditions.

To establish the growth stage of a cereal crop using either of these scales, it is necessary to collect a random sample of plants to determine the level of growth attained by the majority of the plants.





Under good growing conditions, examination of up to 10 random selected plants may be appropriate. Under conditions of uneven germination and low soil moisture, growth stage assessment may require larger samples.

Application of an agrochemical must be timed precisely to maximize the desired effect on the target crop. All agrochemical applications (fungicides, growth regulators, herbicides, or supplemental nutrients) must be based on physiological growth stage of the crop. Applications based on calendar days are less accurate and will be less successful.

Pea Node Leaf Stages

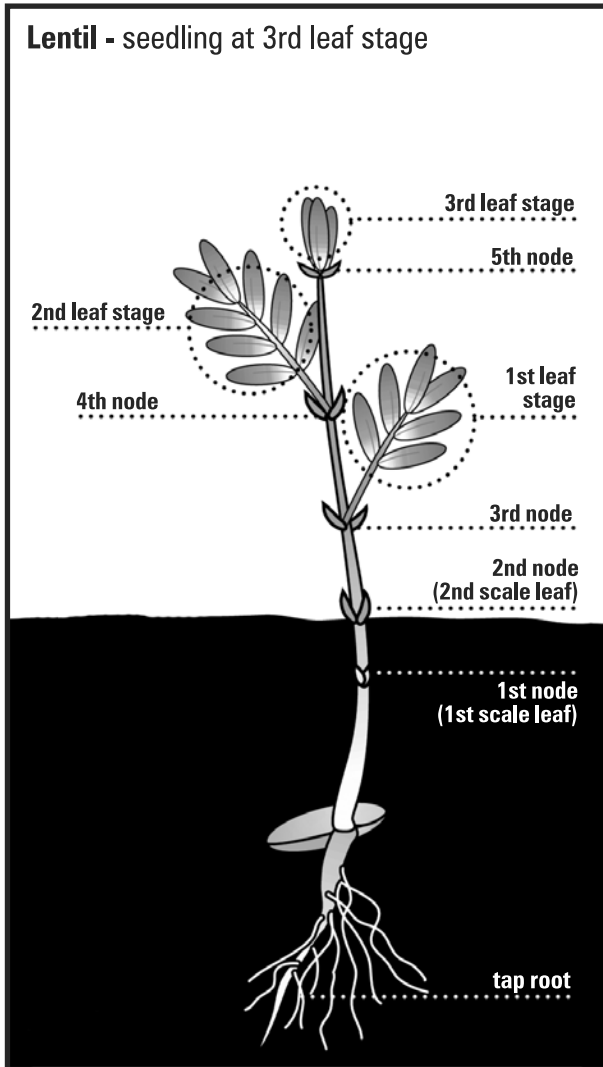


Bean Leaf Stages

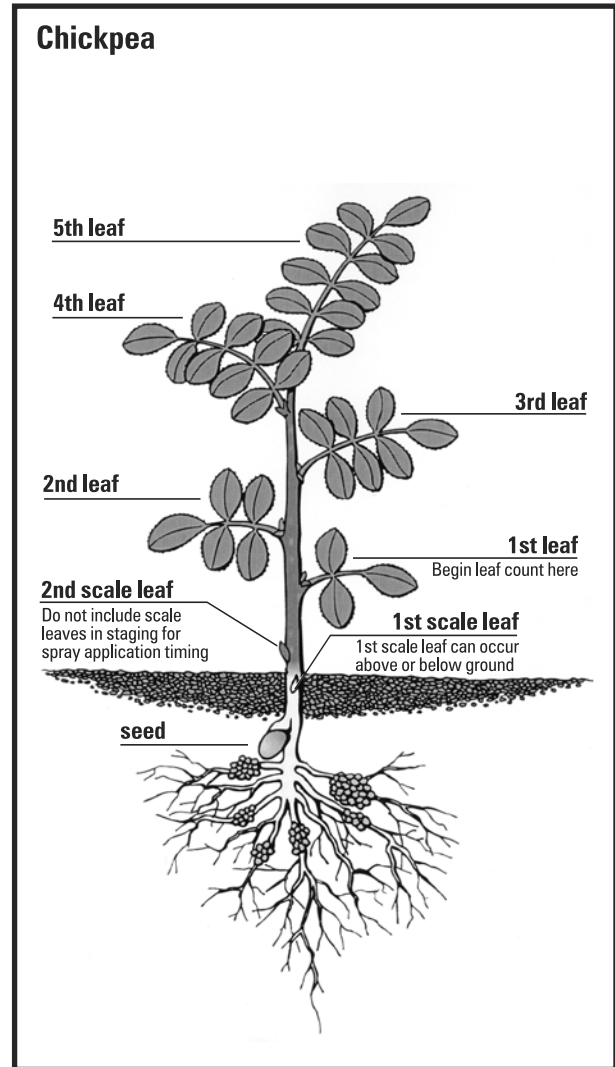
<p>Unifoliate</p> 	<p>1st Trifoliate</p> 
<p>3rd Trifoliate</p> 	<p>4th Trifoliate</p> 

Source: BASF Canada
Acknowledgement: Technical expertise from Dr. Al Slinkard.

Lentil and Chickpea Leaf Stages



Lentil drawing courtesy of Saskatchewan Pulse Growers.



Source: BASF Canada

Acknowledgement: Technical expertise from Dr. Al Slinkard.

How to Use This Book

This publication assists in the selection and application of pesticides. The pesticides are grouped into four main sections: herbicides, insecticides, seed treatments and foliar fungicides.

Each section is indexed separately and has helpful selector charts after the registration information.

Use the pesticide selector charts and the detailed pesticide descriptions to choose the most appropriate chemicals. To select a suitable pesticide, follow these steps:

- Identify the pest(s).
- Refer to the chart for weed or insect pests, and record the pesticide(s) available.
- Refer to the appropriate pesticide(s) in the text, and select the product best suited to your operation.
- Apply the pesticide strictly according to instructions given on the label attached to the product container.

Chemical Pest Control Summary

Know your problem(s).

- Identify the pest(s).
- Estimate infestation level or probable economic loss to determine if treatment is required.
- Know the crop variety. Some products are restricted to, or excluded from, use on specific crop types or varieties.
- If necessary, note soil type or texture of the area to be treated.

If chemical control is necessary, choose a pesticide based on the following criteria:

- Registered products for the given crop (tank mixes may have separate recommendations).
- Pests controlled by the product.
- Crop and pest stage of growth or development.
- Recommended application time (e.g. spring, summer, fall; time of day).
- Cropping and/or harvest restrictions of product(s) considered.
- Use the least toxic, suitable product.

Read product label directions for:

- Recommended rate(s) for the particular pest, infestation level, crop and field conditions.
- Method of application.
- Any application restrictions during adverse or extreme weather conditions.
- Any other restrictions, cautions or special instructions.

Clean, prepare, maintain application equipment.

- Lubricate and repair equipment to get the best possible performance.
- Clean spray tank of residues to prevent crop damage or problems with equipment.
- Clean, calibrate and, if necessary, replace spray nozzles.
- Check pump and pressure system.

Safely prepare pesticides for application.

- Use protective clothing and recommended safety equipment; the exposure hazard is greatest during mixing.
- Follow the mixing instructions.
- Use the specified amount and quality of water.
- Use recommended rates (tank mix rates may be different from each pesticide used alone).
- If specified, add adjuvants.
- Record the following: rates used, mix order, pesticides and adjuvants used as well as water quality for future reference.

Apply pesticides using:

- Recommended safety precautions and equipment.
- Proper application equipment.
- Recommended rates of pesticides, adjuvants and water.
- Proper time (e.g. growth stage, time of day, season).
- Recommended techniques (e.g. ground speed, pressure, incorporation).
- Record weather conditions at time of application, techniques used, growth stage of crop and pests for future reference.

Sprayer Operations

A summary of sprayer operations is presented in this publication.

Getting the sprayer ready:

- Preliminary maintenance, adjustments and settings must be made according to the operator's manual.
- The entire sprayer system should be cleaned and rinsed.
- Ensure that all nozzles are the same size and spray angle by checking the code number on the nozzle tip.
- Partially fill sprayer tank with clean water.

- Check the pump for adequate output. If the desired spraying pressure can be achieved with the agitator and boom valves open, the pump output is okay.
- Check accuracy of main sprayer gauge by installing a new gauge on the boom end temporarily and compare the pressure readings. The readings should be identical.
- Inspect spray patterns and replace tips that have streaky patterns. Flat fan nozzles should be aligned, so the patterns do not interfere with each other.

Sample Nozzle Chart

Nozzle number	Pressure kPa	Litres per minute	Litres per acre (50 cm spacing)			
			6 km/h	8 km/h	9 km/h	10 km/h
11001	275	0.38	30	22	20	18
110015	275	0.57	45	34	30	27
11002*	275	0.75	60	45	40	36

* Standard tips for 40 L/acre at 275 kPa and 9 km/h. For nozzles not included, refer to manufacturer's data.

Note: If spray charts are not available for your nozzles, the following formula may be used to establish the ground speed required to apply the desired litres per acre.

Formula:

$$\frac{\text{Average nozzle output (L/min)} \times 240}{\text{Litres per acre} \times \text{nozzle spacing (m)}} = \text{km/h}$$

* Standard nozzle spacing is 0.5 m.

Example:

$$\frac{0.75 \text{ L/min} \times 240}{40 \text{ L/acre} \times 0.5 \text{ m}} = \frac{180}{20} = 9 \text{ km/h}$$

Nozzle tip calibration

The output of individual nozzles must be within 5 per cent of the average nozzle output to provide an even volume over the width of the spray swath. Nozzles with outputs either above or below this value must be replaced.

- With the sprayer operating at the recommended spraying pressure (275 kPa), collect, measure and record the output from each nozzle on the boom for one minute. Note: if nozzle strainers are equipped with ball-check valves, increase pressure by 35 kPa.
- Calculate the average output.
- Replace nozzles with output 5 per cent greater than average. Clean and recheck nozzles with output 5 per cent less than average.

Ground speed determination

Actual ground speed can be confirmed by noting the time it takes to travel a measured distance. The following ground speed chart is based on the time required to travel 800 metres.

Speed (km/h)	Travel time for 800 m (min:sec)
7	6:48
8	6:00
9	5:20
10	4:48
11	4:22
12	4:00

Sprayer Calibration – Example L/acre

Step 1: Determine the number of acres to spray using your field records.

Example: 30 acres

Step 2: Know the sprayer tank capacity, which is marked on sprayer tank.

Example: 2,000 litres

Step 3: Determine spray volume needed per acre, which can be obtained from the pesticide label or this publication.

Example: 40 litres per acre recommended

Step 4: Select nozzles for 40 litres per acre from the manufacturer's chart or the sample nozzle chart in this publication.

Example: Nozzle No. 11002 at 275 kPa and 9 km/h = 40 L/acre

Step 5: Check nozzle output. See nozzle tip calibration.

Example: Nozzle flow between 0.71 to 0.79 litres per minute per nozzle is okay

Step 6: Calculate total spray solution needed by multiplying number of acres x litres per acre.

Example: 30 acres x 40 litres per acre = 1,200 litres

Step 7: Calculate the total amount of pesticide needed from the pesticide label or this publication (multiply litres of pesticide per acre x number of acres to spray).

Example: 0.60 L/acre x 30 acres = 18 L of pesticide and 1,182 L of water in sprayer tank

Step 8: Set sprayer to travel at desired speed. See Step 4 (example) and nozzle chart.

Example: Required speed = 9 km/h (36 seconds to travel

Standard Benchmarks

Application volume: 40 litres per acre (L/acre) = 100 litres per hectare (L/ha) = 8.8 Imperial gallons per acre

Spraying pressure: 275 kilopascals (kPa) = 40 pounds per square inch (psi)

Speed for spraying: 9 kilometres per hour (km/h) = 5.4 miles per hour (mph)

Nozzle spacing on spray boom: 0.5 m = 20 inches (in.)

Height above target for 80° and 110°

Nozzle tips: 45 centimetres (cm) = 18 inches (in.)

Nozzle tips: 8002 or 11002

Note: A standard nozzle puts out 0.75 litres per minute at 275 kPa. At 9 km/h, these nozzles apply 40 L/acre of spray.

Metric equivalents

1 acre = 0.405 hectare

2.471 acre = 1 hectare

6.9 kPa = 1 psi

1.6 km/h = 1 mph

2.54 cm = 1 in

1 litre/acre = 2.5 litre/ha

Calibrating Small Sprayers

The spray volume that a backpack or hand-held sprayer will apply per acre can be determined by field testing the sprayer on a portion of an acre. The size of the test area commonly used is 1/100 of an acre. It is important that the test area surface is similar to the surface to be sprayed, so the walking speed will remain the same.

Step 1: Establish a test run distance to spray 1/100 acre (40.5 m₂) according to the swath width of the sprayer.

Swath width	Test run length
0.5 metres	81.0 metres
1.0 metres	40.5 metres
1.5 metres	27.0 metres
2.0 metres	20.2 metres

Step 2: At a comfortable walking speed, spray the test area and measure the volume of water used (repeat 2 or 3 times to obtain an average). This is the amount applied to 1/100 acre.

Example: 2 litres

Step 3: Multiply the figure arrived at in Step 2 by 100 to get the spray volume per acre.

Example: 2 L x 100 = 200 L/acre

Step 4: Determine the amount of pesticide to add per tank load. Divide the volume applied per acre by tank capacity to determine the number of fills required to spray an acre.

Example: 200 L/acre ÷ 20 L/tank = 10 fills

Divide the chemical rate per acre by the number of tank loads required to spray an acre to determine the amount of product to add per tank load.

Example: 1 L/acre ÷ 10 fills = 0.1 L/tank

Preparation and Application of Pesticides

Tank Mixtures

Tank mixtures are two or more separate pesticides mixed in the sprayer tank, as opposed to a mixture formulated by the manufacturer. Tank mixing is often done to reduce the number of applications of pesticide. Mixing a grassy herbicide with a broadleaf herbicide is one of the most common mixtures. Another reason for mixing herbicides is to include more than one mode of action on the weeds to combat the development of resistance in the target pest. Lately, there have been a lot of pesticide products put together as co-packs. That is when the tank mix partners are placed in individual containers in the same box.

Adjuvants (surfactants, wetting agents, spreaders, etc.)

Adjuvants are added to a pesticide to enhance application and/or performance. The most common adjuvants used in pesticides are surfactants. If adjuvants are required, use only those products

named and recommended on the label. Failure to do so could result in the following:

- crop injury
- reduced pest control
- invalidation of pesticide warranty

Surfactants facilitate and enhance the emulsifying, dispersing, wetting, spreading, sticking, penetrating or other surface-modifying properties of liquids to bring about enhanced pesticidal action. Because these chemicals produce physical changes at the surface of liquids, surfactants are often referred to as surface-active agents.

Surfactants are generally classified into two major groups based on how they react in water: ionic or non-ionic. Ionic surfactants break down into two entities when mixed in water, – a positively charged ion (cation) and negatively charged ion (anion). An example is ammonium sulphate ($2 \text{NH}_4^+ + \text{SO}_4^-$). Note: Ammonium sulfate is not a true surfactant.

Non-ionic surfactants do not break down in water. Consequently, they are unaffected by hard water, can be used in strong acid solutions and are more soluble in cold water than in hot water. Some of the commonly recommended non-ionic surfactants for herbicide mixtures are Agral 90, LI 700, Ag-Surf, Companion, Citowett Plus, Enhance, Super Spreader, Tween 20.

Preparing a tank mix

To avoid physical incompatibilities, go through the following general steps or use the appropriate mixing instructions below:

- add half the required amount of water and mix with one pesticide
- agitate
- with agitator running, add the other pesticide. Add pesticides to the spray tank in the following order to reduce the possibility of formation of precipitates or gums that may clog nozzles and filters:
 - soluble powders
 - wettable powders and flowable liquids
 - solutions (amines and salts)
 - emulsifiable concentrates (esters)
 - additives (surfactants)

Specific Mixing Instructions

“a” Single product mixing instructions

1. Fill clean tank to ½ full with clean water.
2. Turn on full agitation.
3. Add the proper amount of herbicide to the water in the spray tank with the agitator running. Maintain full agitation until completely dissolved and product is fully dispersed. Continuous agitation is required to keep the product in suspension.
4. After herbicide has been well mixed and is in suspension, add tank mix partners and then a recommended non-ionic surfactant, **if required**.
5. Add the remainder of the water.

On repeat tank loads, ensure that the amount of spray solution left in the tank from the previous load is less than 10% of the volume to be mixed.

“b”

1. Fill tank ½ full of water.
2. Start sprayer agitation.
3. Add Group 2 herbicide and agitate vigorously, if a granule, agitate until dissolved.
4. Add tank mix partner herbicide and continue to agitate.
5. Add adjuvant (if required) and continue to agitate.
6. Add antifoaming agent if required and continue agitation.
7. Complete filling of the tank with the balance of the water.
8. If tank mix partner is an E.C. (emulsifiable concentrate), do not over agitate, to avoid inducing an invert emulsion.

“c”

1. Clean spray tank and ½ fill with clean water. Start agitation or bypass system.
2. Add broadleaf herbicide to the tank first prior to adding grassy herbicide and agitate for 2 - 3 minutes.
3. Add correct amount of grassy herbicide.
4. Agitate for 2 - 3 minutes.
5. Add correct amount of adjuvant (if required).
6. Agitate for 1 - 2 minutes before adding remainder of water.
7. After any break in spraying operations, agitate thoroughly before spraying again.
8. Use the spray suspension as soon as it is prepared.
9. If an oil film starts to build up in the tank, drain tank and then clean with a detergent.

“d”

1. Ensure the spray tank is thoroughly clean.
2. Fill the tank ½ to ¾'s full with clean water and start agitation or bypass system.
3. Add grassy herbicide first. Vigorously agitate until dissolved.
4. Add broadleaf herbicide product second followed by any registered tank mix partner (if desired).
5. Add adjuvant/surfactant(if required) and complete filling the spray tank.

“e”

1. Always start with a clean and empty sprayer tank.
2. Fill the tank 1/3 to 1/2 full of clean water.
3. With the agitator running, add the required amount of Express herbicide.
4. When Express herbicide has been thoroughly dissolved, add the required amount of the appropriate tank mix partner.
5. If the tank mix partner is an emulsifiable concentrate (EC), reduce agitation to avoid inducing an invert emulsion. Once dissolved, Express will remain in solution.
6. Add the rest of the water.
7. If required for tank mixture, add surfactant.
8. Refer to the label for specific tank mixing order and directions.
9. For repeat tank loads, reduce the material remaining in the tank to 10% of the original volume or less before proceeding with Step 1 because remaining chemicals may prevent Express from completely dissolving. If it is not possible, pre-slurry Express herbicide in a small amount (5 - 10 L) of water before adding to the tank.
10. If an anti-foaming agent is required, add last.

Avoid tank mix problems

Check the labels for recommended crops, pests and rates for tank mixes as they may be restricted compared to the recommendations for each individual product. For example, either Poast or MCPA Amine alone can be used on several crops. A Poast + MCPA Amine tank mix can only be used on flax.

Crop injury, reduced pest control or physical incompatibilities may be the result of using tank mixes improperly. When herbicides for grassy weed control are mixed with herbicides for broadleaf weed control, a partial loss (sometimes total loss) of activity on grassy weed control is quite common. When reduced weed control or crop injury is likely to occur, the advantages of tank mixing are quickly lost.

- Tank mix properties are not necessarily the same as those of the individual pesticides applied separately.
- Use registered tank mixes only.
- Check the labels for recommended crops, pests, rates and adjuvants for tank mixing.

- Follow label directions for preparing the mix.
- Use only on crops or varieties registered for the particular tank mix.
- Apply at the recommended stage of growth or development of crop and pest(s).

Sprayer Clean-out

Modern pesticides can affect susceptible crops at very low concentrations. Proper sprayer cleaning is a critical component for the maintenance of the sprayer, reducing water contamination risks and eliminating crop injury from equipment contamination.

Herbicide residue adheres to tank walls and crevices and may be brought into solution by a subsequent herbicide or a particularly effective spray adjuvant acting as a solvent. Plastic or polyethylene tanks and hoses tend to require more extensive cleaning than stainless steel tanks. Post-emergent application sprayed directly on crop foliage will have a greater potential for crop injury than soil-applied herbicide. Crop injury from sprayer contamination can occur even several months after using the sprayer without proper cleanup, and injury can occur even following several subsequent applications.

Water is needed for dilution. The more often a sprayer is rinsed out, the greater the dilution of chemical left. You have a greater dilution by repeatedly rinsing the tank with small quantities of water rather than one rinse with a large volume of water. Water is adequate to flush and rinse the sprayer with some herbicides, but others need additional cleaning agents. The additional cleaning agents needed for cleaning will depend on the herbicides used. There are common household chemicals that can be used, but most producers use commercial sprayer cleaning products. Sprayer cleaning agents can have several functions including dilution, solubilization and/or de-activation.

Cleaning agents can increase the solubility of a herbicide. Ammonium increases the pH of the solution, which increases the solubility of sulfonyleurea herbicides. The agent may not help break down the herbicide, but it does help strip the herbicide off the tank surfaces and get it into solution. Chlorine bleach enhances the decomposition of sulfonyleurea and many other herbicides, but it is **less** effective than ammonia at dissolving and removing sulfonyleurea from the tank.

Chlorine bleach should never be added to ammonium or liquid fertilizer containing ammonium as, when mixed together, the two materials react to form toxic chlorine gas, causing eye, nose, throat and lung irritation.

Oil-based solvents such as fuel oil are most effective for removing oil-soluble herbicides, such as esters and emulsifiable concentrates. The oil solvent should be followed with a detergent rinse to remove the oil residue.

Detergents remove many materials including water and oil-soluble herbicides. Commercially available sprayer cleaning agents normally perform better than household detergents for cleaning sprayers.

The best source of information on cleaning agents and procedures is the herbicide label for the product used.

Activated charcoal de-activates organic herbicides.

A 3 per cent suspension of activated charcoal in water can be added and circulated throughout the sprayer system to tie up and de-activate any pesticide residue. The charcoal must be removed by rinsing to prevent the de-activation of a portion of the pesticide used in the sprayer.

Sprayers should be cleaned as soon as possible after use. Dried pesticide residues are much more difficult to remove than pesticide in solution. Reduce waste and excess application by only mixing the amount of pesticide required, and apply the entire amount on the field according to the label recommendations. Thoroughly rinse the sprayer tank with water, circulate the water through the sprayer system and, if possible, apply the rinsate to the treated field.

Do not clean sprayers near creeks, dugouts, sloughs, wells or any other water sources. Ensure that wash water does not come into contact with any desirable vegetation or its roots. Make sure discharged wash water (especially from insecticides) will not be accessible to children or animals. Do not contaminate any watercourse or water body with wash water.

Note: Pesticides may have specific recommendations for sprayer clean-out. Refer to product labels on the container for recommendations.

There are three main methods for sprayer tank clean-out depending on the pesticide used.

Method A

Drain contents of tank followed by 1 or 2 water rinses, 2 ammonia rinses (**NOT containing chlorine**) followed by 2 water rinses (one just prior to next sprayer event). Products that can use this cleanup method include 2,4-D, Accent, Ally, Atrazine, Avadex, dicamba, dichlorprop + 2,4-D, DyVel, Escort, Everest, Express, FlaxMax, Harmony Total, MCPA, Muster, Muster Gold, Nuance, Payload, Poast Ultra, Prism, Pursuit Ultra, Refine, Refine M, Rustler, Sundance, Tordon 22K.

Method B

Drain contents of tank followed by 2 water rinses, 2 detergent rinses, then 2 more water rinses. Products you use this method for include Axial, Liquid Achieve SC*, Achieve Liquid Gold*, Basagran, Bromoxynil + MCPA, clethodim, Gramoxone*, Liberty, Puma¹²⁰ Super, Reglone Dessicant*, Reward*, Sencor, trifluralin products, Venture L*.

*Manufacturers of these products recommend adding a non-ionic surfactant such as All Clear, Agral 90 or Agsurf at 0.6 L per 100 L water.

Method C

Drain contents of tank followed by several repetitions of the water rinse with nozzles and screens removed and checked for debris. Products that can use this method are Amitrol 240, Assure II, Attain, Dual II Magnum, Eclipse, glyphosate products, Horizon, Horizon BTM, Lontrel, Odyssey, Prestige, Solo.

The above directions are general processes based on similarities of tank cleaning recommendations between products in each of the herbicide groups. Always follow the specific instructions on the product label. Follow these guidelines if label recommendations don't cover tank cleanup.

Products that are water based can usually be cleaned from the spray tank using Method C. Products formulated as an EC (emulsifiable concentrate), SC (soluble concentrate), or F (flowable) or use a petroleum-based adjuvant should at least use Method B. The detergent breaks down the oil that may be sticking to the sides of the tank. Most Group 2 herbicides have tank clean-out recommendations, but those that do not should use Method A for tank clean-out. If there is a tank mix of different pesticides, use the appropriate combination of methods to clean the tank.

Group 2 herbicides will occasionally get trapped on the tank wall by petroleum-based formulations or adjuvants, resulting in tank residues. Add detergent at 0.25 L/100 L to the ammonia rinse to prevent this situation from happening. The detergent breaks down the petroleum coating to allow the ammonia access to the Group 2 product.

What to Do if Results Are Unsatisfactory

- Ensure the choice of pesticide(s) was suitable. Are the treated crops and pests listed on the product label(s)?
- Compare your method of pesticide preparation to the product label(s) instructions.
- Check for equipment malfunction – e.g. plugged screens, nozzles worn or mixed type or size.
- Compare your application techniques with those given on label(s) – e.g. stage of growth or development of crop and pest(s), ground speed, pressure and incorporation.
- Consider weather conditions at application time – several labels include cautions against application during weather extremes – e.g. cold, heat, drought.
- Consider time since application. Some results are not apparent for several days. Look for early symptoms of the chemical taking effect.
- If results are unsatisfactory, seek technical help. Gather all relevant data, particularly evidence such as photos or specimens. Record wind, rainfall, soil moisture condition, crop variety, fertility, quantity of material used, acres treated and temperature at time of spraying.
- Document everything in writing. If crop damage is involved, submit a specimen for diagnosis. Disease or insect damage can resemble herbicide injury.

Pesticides and the Environment

Responding to a Pesticide Related Concern

The *Environmental Protection and Enhancement Act* prohibits any person from causing adverse effects when using pesticides. Farmers who witness or suspect a pesticide drift or runoff that could affect their family, pets or livestock or cause an adverse effect to their shelterbelt, crop or their land should take the following actions to protect themselves and assist in an investigation that may result at a later date:

- Immediately request family members to go into the home to protect themselves from exposure. Close all windows and air conditioning units in the home. If they have felt spray settle on them, they should immediately remove clothing and wash exposed skin. If any physical symptoms develop, then they should seek medical assistance or call the Poison Centre at 1-800-332-1414.
- Pets should be removed from the immediate spray area or area where drift has occurred.
- If livestock are at risk, the applicator should be asked to stop the application until the livestock can be removed or conditions change so the wind is blowing away from the livestock.
- If drift has occurred in the farmyard, then outdoor furniture and play equipment should be washed before use and garden produce, berry and fruit trees should not be harvested or consumed but should be monitored for unusual growth or discoloration. If the produce shows signs of damage, it should be destroyed. If berries or fruit trees show signs of damage, the berries or fruit should not be eaten. If no signs of damage occur after one to two weeks (depending on the pesticide), then all produce, berries and fruit should be washed thoroughly.
- Record as much detail of the application equipment (colour and type of spray equipment; make, model, licence plate number, company information off nurse trucks; colour, distinguishing features, call numbers on the aircraft). If possible, take pictures.
- Write down everything regarding what was witnessed including date and time of occurrence, weather

conditions at the time, crop being sprayed, pesticide being applied (from pesticide containers at the site), extent of drift witnessed, description of person helping or doing the application, other witnesses.

- Attempt to contact the adjacent landowner and indicate your concerns.
- Contact the Alberta Environmental Response Centre at 1-800-222-6514 **promptly** for information and assistance in investigating the concern. Some pesticides degrade quickly, so prompt investigative action is required to proceed with enforcement action.

Pesticide Residues Found in Alberta Water Sources

A long-term study of water sheds in the province recently concluded. The Alberta Environmentally Sustainable Agriculture (AESAs) Stream Survey was initiated in 1999 and continued until 2006. It tested the water quality in 23 watersheds throughout the agricultural areas of the province several times each year to get information on the presence and distribution of 68 possible pesticide residues in the water. Four of the watersheds received irrigation return flows and the rest were dryland.

Results show pesticide residues were commonly found in the water samples. Keep in mind that testing processes are able to detect very small amounts of chemical, far below any observable effect. Maximum pesticide concentrations were typically found in spring and during summer pesticide applications. Concentrations of detected pesticides occasionally exceeded existing water quality guidelines for either the protection of aquatic life or irrigation use.

This study highlights the importance of using due care and attention when applying pesticides as they do not necessarily remain where they are applied. Use integrated pest management strategies to improve the impact of applied pesticides and established benchmarks for the use of registered pesticides. The Farmer Pesticide Certificate program is an excellent example of training for the when, where and how to use pesticides.

For more information on the results or for a full version of the study, check Alberta Agriculture's website at [http://www1.agric.gov.ab.ca/\\$department/deptdocs.nsf/all/irr12914](http://www1.agric.gov.ab.ca/$department/deptdocs.nsf/all/irr12914)

Pesticide Applicator Certificate

Anyone applying pesticides (herbicides, insecticides, fungicides or rodenticides) on property not owned, rented or leased by them or in exchange for a fee must hold a Pesticide Applicator Certificate (issued by Lakeland College) and a Pesticide Service Registration (issued by Alberta Environment). If someone is offering to spray your property, ask to see a Pesticide Service Registration and a Pesticide Applicator Certificate (all applicators are issued wallet-sized identification cards).

For questions pertaining to pesticide applicator certification, please call Lakeland College at 1-866-853-8646. For questions pertaining to service registrations, contact the nearest regional office of Alberta Environment.

Please remember that a certificate is not a guarantee of performance. A certificate only certifies that the certificate holder has met a minimum standard of knowledge; it cannot assess an applicator's integrity or the honesty of his business practices. If you are uncertain about the reliability of a particular applicator, ask for references.

Farmer Certification Requirements

Pesticide manufacturers and the federal Pest Management Regulatory Agency (PMRA), in consultation with provincial agriculture and environment departments across Canada, have agreed that some pesticides have higher toxicity and/or greater potential to adversely affect health or the environment and require producers to obtain further knowledge to purchase and use them. This means, producers must take a course and pass an exam verifying that they have the knowledge to safely and effectively manage and apply these pesticides when applying them on their own property. Currently, pesticides containing the active ingredient aluminum phosphide require mandatory certification for producers to purchase and use. Aluminum phosphide is used to treat stored grain pests and for rodent control in the field.

Producers are encouraged to consider obtaining Farmer Pesticide Certification. The course contains detailed grain fumigation and rodent management information that can assist in preventing outbreaks and managing them more effectively when they occur. The Environmental Farm Plan further encourages producers to learn more information about safe and effective

handling, use, application, storage, transportation and disposal of pesticides. The Farmer Pesticide Certificate course has been developed for producers and meets the Standard for Pesticide Education, Training and Certification in Canada. Not only does it provide producers with essential information, it also provides evidence to the public, who consume their product, that producers hold current knowledge required to safely and effectively apply pesticides.

Producers can obtain the Farmer Pesticide Certificate course material from the following sources:

- online at: [http://www1.agric.gov.ab.ca/\\$department/deptdocs.nsf/all/prm12233](http://www1.agric.gov.ab.ca/$department/deptdocs.nsf/all/prm12233)

The Ag-Info Centre can also provide producers with information regarding in-class sessions that can be taken throughout Alberta and how and where producers can write the certification examination.

Note: The Farmer Pesticide Certificate does not qualify a producer to apply pesticides for other farmers or for a fee. Producers wanting to provide any pesticide application service off their own property must obtain a Pesticide Applicator Certificate. The training materials and examinations for this certificate are offered through Lakeland College at 1-866-853-8646.

Pesticide User Responsibility

Pesticide drift

Pesticide drift is a concern for ground as well as aerial application. Landowners are responsible for ensuring that any pesticide applications conducted on their property are conducted in a safe, responsible manner.

- The choice of chemical should be made with adjacent land uses in mind. If neighbours have livestock, bees, shelterbelts and gardens that may be affected by off-target drift, they should be notified prior to application. Perhaps a different chemical, formulation or application method will provide the same control and greater compatibility with neighbouring land uses.
- All sprayers (ground or air) should be calibrated prior to use, taking into consideration nozzle type, nozzle pressure and boom height. Calibration will assure better performance as well as reducing the risk of chemical drift. The use of spray shrouds or wind protection on the sprayer are also useful tools to prevent spray drift. If you are hiring a custom

applicator (ground or air), be sure to ask when the equipment was last calibrated, and be sure to check during the application to see whether any visible drift is occurring.

- Some adjuvants or stickers can help reduce spray drift.
- Buffer strips should be left when applying pesticides next to sensitive crops, watersheds and farmsteads. The size of these strips may be specified on the pesticide label, but if not, then the size will depend on the chemical used, the application method and the degree of risk from escaping drift. Pesticide applications conducted near rivers, creeks, lakes, irrigation canals or other open bodies of water require extra care and caution to ensure water users will not be affected by the proposed pesticide application and that the application is conducted in a manner that will not adversely affect aquatic or riparian habitats. Ideally, natural vegetation should be left along natural water bodies to ensure bank stability and to provide a natural buffer and filter for agricultural chemicals. A Special Use Approval must be obtained from Alberta Environment to perform pesticide applications within 30 metres of an open body of water when the adjacent land is unimproved rangeland, pasture or woodlot. Certified applicators applying pesticides within 30 metres of an open body of water do not require a Special Use Approval as long as the pesticide they are using is identified in the Environmental Code of Practice for pesticides and they are following the conditions of application specified in the code.
- Pesticides should not be sprayed when winds are excessive (generally winds over 16 km/hr are considered a drift hazard). Pesticides should only be sprayed when winds are blowing away from farmsteads, sensitive crops or water bodies. Conditions of “dead-calm” or temperature inversions or gusting should also be avoided to prevent vapour clouds. A suitable drift retardant additive to the spray tank may help reduce the potential drift hazard associated with the spraying of pesticides.
- Appropriate nozzles that produce a good droplet size range and minimize the production of fine droplets are an important drift management tool.
- Always assess the risk to adjacent landowners, and never push weather conditions to meet deadlines. If completing an application as planned may mean damaging your neighbour’s property, postpone the application or modify it to prevent off-target damage. Landowners can be held liable for pesticide

drift even if a custom applicator was hired to perform the application. When you hire a custom applicator, it is important that you hire a company that is registered, operates with certified applicators and has the knowledge, equipment, experience and desire to perform an application properly. Custom applicators must be aware of neighbouring residences and sensitive crops, (including gardens, livestock, bees, shelterbelts and gardens) that could present problems if drift should occur.

- All pesticide users, commercial pesticide applicators and farmers are legally responsible for safe pesticide use. Farmers who cause damage from their pesticide application activities or who counsel a commercial pesticide service to conduct either an illegal pesticide application or an application under questionable circumstances (e.g. extremely windy conditions) that results in damage, can be held liable for compensation and face potential prosecution. **Farmers are cautioned** not to counsel commercial applicators to apply pesticides not registered for the use intended or to direct applications to occur under known circumstances that could cause damage (such as under windy conditions). Results of such actions could cost you time and money by having to appear in court to answer to charges or through the subsequent remediation of damaged crops, shelterbelts, gardens, etc.

Notification of neighbours before applying pesticides

It is strongly recommended that you notify your neighbours prior to spraying or having your crop sprayed, particularly if your fields border your neighbours farmstead or other sensitive areas (e.g. where beehives, gardens or shelterbelts may be located). Many potentially harmful situations can be avoided if you talk to your neighbour and advise what and when you anticipate spraying. Let them know whether you will be spraying by ground or by air (noise from low flying aircraft has been known to cause panic in livestock), and ask if your neighbour is planning any events (e.g. family reunions/picnics) where larger numbers of people may be gathered and could potentially be exposed to pesticides from your application. By notifying your neighbours, you are not seeking their consent, but rather letting them know you are concerned about them and their property and want them to be able to take whatever action they believe is necessary before spraying to reduce the potential exposure to the pesticide.

Disposal of pesticide treated seed

Seed treated with a fungicide, fungicide mixture or fungicide/insecticide combination can be very toxic and should be treated with respect. A blue or red colouration on seed indicates it is pesticide-treated. Extra care must be taken during the transport and disposal of pesticide treated seed to prevent domestic animals, birds and other wildlife from consuming the treated seed.

Spillage

To prevent treated seed spillage, move treated seed, in labelled, marked bags. Open container transport is not recommended. Bags should be checked for damage, and containers should be sealed or lined with plastic or other suitable material. Truckloads of seed should be tarped down securely to avoid any possible highway spillage. Treated seed blowing off along the road can kill many birds. All treated seed and seed treatment residue should be placed into the seeder at planting time – never dumped in a field. Never leave surplus treated seed unburied. Spills of treated seed, such as from trucks lurching, can be enough to kill deer or cattle. Any spilt seed should be buried. Incorporate granular pesticides immediately after application to prevent birds and other wildlife from consuming them.

Disposal

Normally, treated seed is planted within one or two years of treatment. If there is treated seed, either bagged or loose that is either considered too old or too low in germination, then consider its disposal. Such treated seed should be mixed with new seed and planted at higher rates or seeded by itself. For example “old canola seed” can be mixed and sown with new canola seed or overseed alone along field margins or low areas. If disposal is necessary, check with your local landfill authority before disposing in a sanitary landfill. Ensure that the treated seed is covered immediately after dumping.

Pesticide disposal

Unwanted or out-of-date pesticides should be disposed of very safely and responsibly. Pesticides are hazardous wastes and cannot be disposed of in sanitary landfills or by burning. If you will not be able to use pesticide supplies, check to see whether a neighbour may have some use for them. Pesticides that have no further use must be disposed of through a qualified (approved) hazardous waste disposal firm. Names of companies that are licenced to handle hazardous waste can be obtained by contacting

the Alberta Recycle Information Line toll-free at 1-800-463-6326 or in Edmonton at 780-427-6982.

Water protection

The preservation of surface water is critical to our sustained quality of life and agricultural production. Surface water throughout Alberta has been monitored for a number of years. Monitoring data collected over a seven-year period indicated that 98 per cent of over 3,000 samples contained at least one pesticide active ingredient. The majority of the pesticides found in surface water are shown to have originated from either agricultural or urban areas. Farmers must take the necessary steps to prevent pesticides from continuing to enter surface water. Pesticides can be carried to a water body in three ways:

- spray drift from application equipment
- water runoff from farmland
- attached to soil and carried by wind

The greatest protection of surface water occurs by maintaining vegetation (trees, shrubs and grasses) surrounding small streams, rivers and lakes. This riparian vegetation acts as a filter to protect surface waters. Where the riparian vegetation no longer exists, grass buffers should be left next to water to help filter the runoff from agricultural land. Additional protective actions can also assist in protecting water:

- Pesticide must **not** be stored or mixed or application equipment cleaned within 30 metres of any water body and water sources including wells and dugouts.
- Pesticides subject to leaching should not be used on coarse-textured soils (i.e. sandy or gravelly) to prevent groundwater contamination.
- Never store pesticides in well houses.
- Haul water to your sprayer and fill it in the field rather than taking the sprayer near the water source.
- Do not leave sprayers unattended while filling.
- Empty pesticide containers should be never be left near a water body.
- Where possible, spray when wind is blowing away from the water body.
- Have an emergency pesticide spill kit available when mixing pesticides.

Pesticide container disposal

Triple rinsing or pressure rinsing of pesticide containers is the recommended method of cleaning pesticide containers prior to disposal. Triple rinsing

renders used pesticide containers (metal, plastic, glass) more than 99 per cent free (less than 1 ppm) of residues in most cases. There are a number of systems for pressure rinsing. The simpler style consists of a hollow spike connected to a water line, which injects water under pressure into the jug, which is then drained into the spray tank. A newer style consists of a small hopper mounted right on the sprayer with a sharp metal jug opener and a pressure rinse nozzle in the bottom of the hopper. The full jug is inserted on the jug opener, which drains the chemical into the tank. Wash water is injected under pressure to rinse the container. The chemical and rinse solution is then pumped into the spray tank by direct hose connections.

Unrinsed containers have the potential to contaminate soil, ground water and surface water, and can be toxic to fish and wildlife. Unrinsed containers impede the processing and recycling of empty pesticide containers, as containers have to be emptied, and workers are exposed to the residue. Residues can be transported to the atmosphere during storage, processing, shipping and energy recovery, or they can contaminate end products from plastic recycling processes. In addition, it is estimated that 6 to 7 per cent of product can be left in unrinsed containers. This amount of material can treat 1/2 to 1 acre of land and can result in several dollars of savings.

It is the responsibility of the farming community to ensure that their empty pesticide containers are directed to a designated collection site, whether it is a municipal site or back to the point of purchase (depending on the product and size of container). Please determine the correct disposal site at the time of purchase.

Containers disposed of at a container collection site are to be clean (triple rinsed or pressured rinsed) and well drained (dry). Paper bags and cardboard containers that contained pesticides should be thoroughly emptied and disposed of at a sanitary landfill. **Do not burn paper bags or cardboard containers.**

Under the Alberta *Environmental Protection and Enhancement Act*, non-refillable plastic or metal pesticide containers (restricted, agricultural and industrial products) must be disposed of at a pesticide container collection site.

Outer packaging (cardboard box) and paper booklets (affixed to plastic containers) can be disposed of in a regular landfill, or they can be recycled if non-

contaminated. The presence of the paper attached to the containers that are to be recycled impairs the quality of the plastic, which will be used for other end products. Some pesticide container sites have bins or separate areas for collecting outer packaging and label materials.

Steps to follow for manual triple rinsing

(without using a pressure rinse system):

- Empty contents of the container into the spray tank and drain in a vertical position for 30 seconds.
- Add water to container to about 1/5 full.
- Shake the container thoroughly and empty into the spray tank, and drain for 30 seconds.
- Repeat the procedure two more times; it should only take about 5 minutes in total.
- Triple rinsed containers should be punctured or broken to render them non-reusable. Punctured containers also identify themselves as being triple rinsed. **Note:** Do not puncture unrinsed containers – pesticide from unrinsed containers is concentrated material, and puncturing unrinsed containers will cause them to leak and create exposure of the concentrated material to the environment and to persons handling the containers.
- Dispose of all plastic and metal containers at a pesticide container collection site (see list).

Pesticide spill cleanup

The best way to minimize the effects of a pesticide spill is to have an emergency response plan prepared and in place that includes a copy of the Material Safety Data Sheet (MSDS) and a procedure to handle all types of pesticide emergency. In addition, a spill cleanup kit should be prepared and be available near the pesticide storage site and at the mixing and loading site. A spill cleanup kit should include the following:

- personal protective equipment (see the Protective Clothing and Equipment section)
- absorbent material such as activated charcoal, vermiculite, dry coarse clay, kitty litter or commercial absorbent
- neutralizing material as indicated on the MSDS
- long-handled broom for dry formulations
- shovel for liquid formulations
- waste-receiving container with a lid
- blank labels to identify contents of waste container

In the event of a pesticide spill, follow the steps listed below:

- Isolate affected area.
- Put on protective clothing and equipment.
- Ventilate the area (if indoors). For outdoor spills, work from the upwind side of the spill.
- If possible, stop the containers from further leaking.
- Contain the spread of the spill using soil, sand bags, vermiculite, kitty litter, etc. to provide a barrier to the spread of the spill. Prevent pesticide entry into sewers or water supply.
- Report the spill immediately (if into or threatening a watercourse or if the pesticide is or will cause an adverse effect off your property).
- Clean up the spilled pesticide. Absorb spill on paper, sand, dirt or other inert material (e.g. kitty litter).
- Decontaminate the spill area by washing the site with detergent or other cleaning products such as ammonia. Check the product label MSDS (material safety data sheets) or contact the manufacturer for advice on cleanup procedures (most products have a 1-800 customer service number on the label) and disposal. If the spill is large, evacuate the area and notify safety personnel.

Emergencies or spills must be reported to the 24 hour Alberta Environmental Response Centre: 1-800-222-6514.



The CleanFarms initiative offers a free empty pesticide container recycling program. The program requires pesticide containers to be pressure rinsed or triple rinsed; paper booklets must be removed, and the clean, empty containers can be returned to a pesticide container site (see following pages). For more information, contact your local collection site or visit www.croplife.ca

Pesticide Container Site Locations

Municipality	Site	Legal land location	Contact
Acadia, MD of	Acadia Valley Landfill	NW7-25-1-W4	403-972-3808
Athabasca, County of	Colinton Waste Transfer Station	NE7-65-22-W4	780-675-2273
Barrhead, County of	Barrhead Landfill	SW3-60-4-W5	780-674-3331
Beaver County	Ryley Regional Landfill	NE10-50-17-W4	780-663-3730
Beaver County	Viking Waste Transfer Station	NE31-47-12-W4	780-663-3730
Big Lakes, MD of	High Prairie Regional Landfill	NW9-73-15-W5	780-523-5955
Birch Hills County	Wanham Landfill	SW13-78-3-W6	780-694-3793
Birch Hills County	Tangent Landfill	NE36-78-25-W5	780-694-3793
Bonnyville, MD of	Bonnyville Seed Cleaning Plant	NW18-61-5-W4	780-826-3951
Bonnyville, MD of	Goodridge Landfill	SW4-63-9-W4	780-826-3951
Brazeau County	Drayton Valley – Brazeau Reg. Landfill	SE20-49-7-W5	780-542-7777
Calgary, City of	Calgary – Forest Lawn Landfill (includes MD #44)	3801-68 St. S.E. Calgary	403-899-8416
Camrose, County of	Camrose Regional Landfill	NE16-46-20-W4	780-672-4765
Camrose, County of	Ferintosh – West Dried Meat Lake Landfill Authority	SW14-44-21-W4	780-672-4765
Cardston County	Spring Coulee Waste Transfer Station	SW32-4-23-W4	403-653-4977
Clear Hills, MD of	Worsley Landfill	SE25-87-8-W6	780-685-3925
Clearwater County	Rocky Mountain House Waste Transfer Station	SE2-39-5-W5	403-845-4444
Cypress County	Irvine Waste Transfer Station	NE31-11-2-W4	403-526-2888
Cypress County	Medicine Hat – Lakeside Milling	NE21-12-6-W4	403-526-2888
Cypress County	Schuler Waste Transfer Station	SE20-16-1-W4	403-526-2888
Drumheller, Town of	Drumheller Regional Landfill.	2490 South Railway Ave	403-832-1345
Edmonton, City of	Edmonton – Clover Bar Landfill	SW28-53-23-W4	780-496-5411
Fairview, MD of	Fairview Landfill	SW27-82-3-W6	780-835-2576
Flagstaff County	Sedgewick – Flagstaff Reg. Landfill	SW11-45-12-W4	780-384-3950
Foothills, MD of	Okotoks – Foothills Reg. Landfill	SE32-19-29-W4	403-652-2341
Forty Mile, County of	Bow Island Landfill	SE23-11-11-W4	403-867-3530
Forty Mile, County of	Foremost Waste Transfer Station	NW19-6-11-W4	403-867-3530
Grande Prairie, County of	Clairmont Landfill	NW27-72-6-W6	780-513-3955
Grande Prairie, County of	West County Regional Landfill	S1/2-22-73-9-W6	780-513-3955
Greenview, MD of	Valleyview – MD Yard	NW10-70-22-W5	780-524-7602
Greenview MD	New Fish Creek Transfer Station	NW16-72-21-W5	780-524-7602
Greenview MD	Puskwaskau Landfill	SW36-74-26- W5	780-524-7602
Greenview MD	Sweathouse Landfill	SW4-70-19-W5	780-524-7602
Greenview MD	DeBolt Transfer Station	DeBolt Transfer Station	780-524-7602
Kneehill County	Three Hills Waste Transfer Station	SW25-31-24-W4	403-443-5541
Lac La Biche County	Lac La Biche Landfill	NW36-66-13-W4	780-623-4468
Lac Ste. Anne County	Gunn – Lac Ste. Anne Reg. Landfill	NE18-55-3-W5	780-785-3411
Lace Ste Anne County	Mayerthorpe Transfer Station	SE23-57-09-W5	780-785-3411

Municipality	Site	Legal land location	Contact
Lacombe County	Eckville Waste Transfer Station	NW34-39-3 W5	403-782-6601
Lacombe County	Mirror-Alix Waste Transfer Station	NW24-40-23-W4	403-782-6601
Lacombe County	Prentiss Waste Transfer Station	NW7-40-25-W4	403-782-6601
Lamont County	Lamont Regional Landfill	NW7-56-18-W4	780-895-2585
Leduc County	Nisku Sewage Transfer Station	SW31-50-24-W4	780-955-3555
Leduc County	Thorsby – County Yard	SE17-49-1-W5	780-955-3555
Lesser Slave River, MD of	Flatbush Waste Transfer Station	NW36-65-2-W5	780-681-3929
Lethbridge, County of	Coaldale Waste Transfer Station	SW23-9-20-W4	403-328-5525
Lethbridge, County of	Iron Springs Waste Transfer Station	SW27-11-20-W4	403-328-5525
Lethbridge, County of	Nobleford Waste Transfer Station	SE10-11-23-W4	403-328-5525
Lethbridge, County of	Picture Butte Waste Transfer Station	NW27-10-21-W4	403-328-5525
MacKenzie, MD of	High Level Regional Landfill	SE1-110-20-W5	780-927-3717
Minburn, County of	Vegreville Landfill	NW21-52-14-W4	780-632-4033
Minburn, County of	Mannville Landfill	SW16-50-9-W4	780-632-4033
Minburn, County of	Ranfurlly Landfill	SE3-52-12-W4	780-632-4033
Mountain View County	Didsbury – (near airport)	SW5-32-1-W5	403-335-3311
Newell County of	Newell Regional Landfill	SE34-19-15-W4	403-362-2772
Newell, County of	Bassano Waste Transfer Station	SE19-21-18-W4	403-362-2772
Northern Lights, MD of	Dixonville – Long Lake Reg. Landfill	NW3-86-24-W5	780-836-3348
Northern Lights, County of	North Star Transfer Station	NW32-90-23-W5	780-836-3348
Northern Lights, County of	Hawk Hills Transfer Station	NW21-94-22-W5	780-836-3348
Northern Sunrise County	Nampa Waste Transfer Station	E19-81-20-W5	780-322-3831
Northern Sunrise County	St. Isidore Landfill	SW2-84-20-W5	780-322-3831
Paintearth, County of	Castor Waste Transfer Station	SW3-38-14-W4	403-882-3211
Paintearth, County of	Coronation (Paintearth Resource Recovery Centre)	NE34-36-11-W4	403-882-3211
Parkland County	Stony Plain Landfill	SE35-52-1-W5	780-968-2231
Parkland County	Tomahawk-County Yard	SW13-51-5-W5	780-968-2231
Peace, MD of	Griffin Creek Landfill	SW18-81-25-W5	780-338-3845
Pincher Creek, MD of	Cowley Regional Landfill	NW8-7-1-W5	403-628-3849
Pincher Creek, MD of	Pincher Station	SW1-7-30-W4	403-627-4151
Ponoka County	Bluffton Landfill	NE6-44-2-W5	403-783-3333
Ponoka County	Ponoka Waste Transfer Station	NE36-42-25-W4	403-783-3333
Provost, MD of	Provost Regional Landfill	SW3-40-3-W4	780-753-2368
Red Deer County	Horn Hill Waste Transfer Station	NE33-36-27-W4	403-350-2163
Rocky View, MD of	Bragg Creek Transfer Station	NE13-23-5-W4	403-520-7288
Rocky View, MD of	Langdon Transfer Station	505 Railway Ave East	403-520-7286
Rocky View, MD of	Irricana Transfer Station	SW28-27-26-W4	403-520-7287
Saddle Hills County	Blueberry Waste Transfer Station	SE3-80-8-W6	780-864-2004
Smoky Lake County	Smoky Lake Landfill	NW2-60-17-W4	780-656-3730
Smoky River, MD of	Falher Landfill	NW15-78-21-W5	780-837-2221 ext 115
Special Area #2	Bindloss Waste Transfer Station	SE24-22-3-W4	403-854-5627
Special Area #2	Hanna Waste Transfer Station	NW16-31-14-W4	403-854-5627
Special Area #3	Oyen Waste Transfer Station	LSD3-27-27-4-W4	403-664-3618

Municipality	Site	Legal land location	Contact
Special Area #3	Youngstown – Big Country Regional Landfill	SE29-29-9-W4	403-664-3618
Special Area #4	Monitor Waste Transfer Station	NW32-34-4-W4	403-577-3523
Spirit River, MD of	MD of Spirit River Landfill	SW31-77-5-W6	780-864-3500
St. Paul, County of	Mallaig Waste Transfer Station	NE24 60 10 W4	780-645-3301
St. Paul, County of	Evergreen Regional Landfill	NW16-56-10-W4	780-645-3301
Starland County	Rumsey Waste Transfer Station	SW24-33-21 W4	403-772-3793
Starland County	Michichi Waste Transfer Station	NW19 30 18 W4	403-772-3793
Stettler, County of	Stettler Regional Landfill	NW22 40 19 W4	403-742-4441
Strathcona County	Fort Sask. Recycling Station	11121 88 Ave. Ft. Sask.	780-417-7134
Sturgeon County	Sturgeon Regional Landfill (Roseridge Waste Mgmt)	SW36 55 25 W4	780-939-8325
Taber, MD of	Enchant Waste Transfer Station	NW16 14 18 W4	403-223-8735
Taber, MD of	Grassy Lake Waste Transfer Station	NW23 9 13 W4	403-223-8735
Taber, MD of	Taber Waste Transfer Station	SE12-10-17-W4	403-223-8735
Taber, MD of	Vauxhall Waste Transfer Station	SW12 13 16 W4	403-223-8735
Thorhild, County of	Thorhild	NE5 60 21 W4	780-398-3741
Two Hills, County of	Two Hills Regional Landfill	NE5 55 11 W4	780-657-3358
Two Hills, County of	Willingdon Seed Cleaning Plant	NE1 56 15 W4	780-657-3358
Vermilion River, County of	Marwayne Waste Transfer Station	SE34 52 3 W4	780-846-2244
Vermilion River, County of	Paradise Valley Waste Transfer Station	SW7-47-2-W4	780-846-2244
Vermilion River, County of	Vermilion Transfer Station	SW5 51 6 W4	780-846-2244
Vulcan County	Mossleigh Transfer Station	NW14-20-25-W4	403-485-3003
Vulcan County	Vulcan Waste Transfer Station	SW4 17 24 W4	403-485-3003
Vulcan County	Lomond Transfer Station	NE11-16-20-W4	403-485-2241
Vulcan County	Milo Transfer Station	SW6-19-21-W4	403-485-2241
Vulcan County	Champion Transfer Station	SW29-14-23-W4	403-485-3003
Wainwright, MD of	Wainwright – Andrukow Group Solutions	SW28 44 6 W4	780-842-4454
Wainwright MD of	Irma Shop Yard	5016 – 53 ave. Irma	780-842-4454
Wainwright MD of	Edgerton (across street from Viterra)	SW1-44-4 –W4	780-842-4454
Wainwright MD of	Chauvin Landfill	NW 8-43-1-W4	780-842-4454
Warner, County of	Border Seed Cleaning Plant	SW29 2 14 W4	403-642-3635
Warner, County of	Sunshine Seed Cleaning Plant	NW12 6 19 W4	403-642-3635
Westlock County	Westlock Regional Landfill	NE27-59-26 W4	780-349-3346
Wetaskiwin, County of	Peace Hills Waste Transfer Station	SW29-46-24-W4	780-352-3321
Wheatland County	Hussar Waste Transfer Station	NW1 24 20 W4	403-934 3321
Wheatland County	Standard Waste Transfer Station	SW10 25 22 W4	403-934-3321
Wheatland County	Strathmore Waste Transfer Station	NE34 23 25 W4	403-934-3321
Willow Creek, MD of	Willow Creek Regional Landfill	NW22-11-26-W4	403-687-2603
Woodlands County	Fort Assiniboine – County Yard	SW2 62 6 W5	780-584-3866
Woodlands County/Whitecourt	Whitecourt Regional Landfill	NW29-58-10-W5	780-648-2273
Yellowhead County	Parkcourt Waste Transfer Station	SE35-54-08-W5	780-325-3782

Note: Some municipalities have other “temporary” sites for dropping off empty pesticide containers. Phone the municipal contact number for locations and operating hours.

Safety Precautions

Warning Symbols

Visual warning symbols on pesticide labels indicate the kind of harm that can result from pesticide misuse or mishandling. They alert the user to the degree of the hazard (by the shape of the border) and to the type of hazard (by the centre picture).

Flammable The “fire” symbol is a warning that the pesticide is flammable or easily ignited. Keep the pesticide away from heat, sparks or open flames. Do not smoke while mixing or applying the product.



Explosive The “exploding grenade” symbol indicates that the pesticide can explode, e.g. pesticide in pressurized cans. Explosive conditions may also be created by using Roundup or Rustler (glyphosate) in a galvanized steel spray tank.



Corrosive The “corroded hand” symbol indicates that the pesticide is corrosive to the skin and eyes. The chemical is either acid or alkali (caustic) and can burn the skin. Protect the skin and eyes when using these products.



Poisonous The “skull and crossbones” symbol warns that the chemical is poisonous if taken into the body. Keep the product out of reach of children. Use the appropriate safety measures when dealing with poisonous products.



Pesticide Toxicity, Hazard and Risk

The terms “toxicity,” “hazard” and “risk” do not all have the same meanings. Users of pesticides should understand the difference in meanings among these terms.

Pesticides vary in **toxicity** or the degree of being poisonous. How poisonous a pesticide is depends on its inherent chemical and physical properties.

The relative **hazard** of a pesticide depends on the toxicity of the pesticide, the dose received and the length of time exposed. No hazard exists when the pesticide container is sealed, but once the seal is broken and the pesticide is handled, exposure can occur, and a hazardous situation is created.

Risk of exposure is a function of how an individual handles the product. Although the hazard may be the same whenever a pesticide is being poured into the spray tank, the risk is different if one person wears a hard hat, goggles, respirator, nitrile gloves, waterproof apron and neoprene or rubber boots and the other person wears none of these. A knowledge of the toxicity of a product and the potential for personal exposure can be used to lower the risk of exposure. The user can control the risk by carefully managing the hazard. Even when highly toxic pesticides are used, if the degree of exposure is kept low enough, the risk can be kept at an acceptable level. The toxicity of the pesticide can't be changed, but the risk can be managed.

LD₅₀ values are used to rate the toxicity of the pesticides. The LD₅₀ is an abbreviation for the dose (expressed in milligrams per kilogram of body weight of the test animal) that is lethal to 50 per cent of the

The following table relates the oral LD₅₀ value (mg/kg) of a pesticide to its toxicity symbol.

LD₅₀ less than 500 mg/kg indicates high toxicity



Danger Poison

LD₅₀ 500 - 1,000 mg/kg indicates moderate toxicity



Warning Poison

LD₅₀ 1,000 - 2,500 mg/kg indicates low toxicity



Caution Poison

LD₅₀ greater than 2,500 mg/kg indicates very low toxicity

group of test animals. For example, if a pesticide has an oral LD₅₀ value of 10 mg/kg and the test animals each weigh 1 kg, 50 per cent of the animals would die of poisoning if each ate 10 mg of the pesticide.

The smaller the LD₅₀ value, the more toxic the pesticide. The LD₅₀ value usually refers to the active ingredient in the pesticide formulation. In this publication, the LD₅₀ of the formulated product is also given when available.

Symptoms of Poisoning

Pesticide poisoning can be acute (due to a single, large dose, like an accident) or chronic (due to continued exposure over a long period). For example, chronic health problems may develop after long term exposure to pesticides low in toxicity. Accidental contact with a pesticide, however, will not necessarily lead to poisoning. Both types of poisoning can exhibit mild, moderate or severe symptoms as follows:

Mild poisoning symptoms: Mild symptoms may be vague and can be compared with a sickness such as influenza. Typical symptoms include nausea, headache, tightness of chest, loss of appetite and stomach cramps. These symptoms can be immediate or be delayed by 12 to 24 hours.

Moderate poisoning symptoms: These symptoms are usually more pronounced than mild symptoms. They include nausea, trembling, lack of muscle co-ordination, excessive saliva, blurring of vision, tightness of chest, difficulty in breathing, flushed or yellow skin, abdominal cramps, vomiting, diarrhea, tearing from eyes, profound weakness, rapid pulse and cough.

Severe poisoning symptoms: Severe symptoms are often more specific and require immediate hospital treatment. They include vomiting, diarrhea, excessive sweating, inability to breathe, convulsions, fever, intense thirst and coma. It is imperative to reduce exposure when using all pesticides whether they are highly toxic or have very low toxicities.

Reducing the Risk of Exposure to Pesticides

Pesticides may enter the body through the skin (dermally), the mouth (orally) or the nose (inhalation).

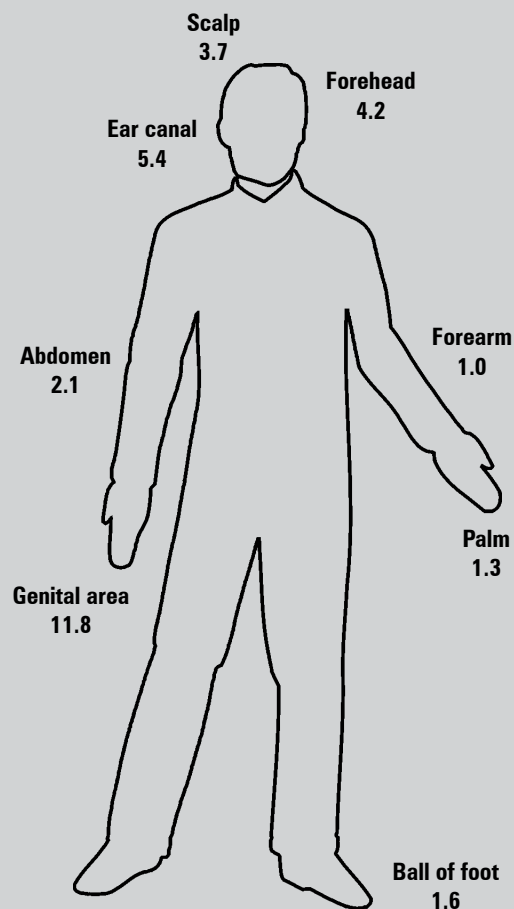
Skin

Absorption through the skin is the most common route of exposure. Different areas of the body absorb pesticides at different rates. For example, assuming the forearm is given an absorption rate of 1.0, the relative absorption rate of pesticides in the ear canal is 5.4, on the scalp 3.7, on the forehead 4.2 and the genital area 11.8 – almost 12 times greater than the forearm.

The genital area and the head are the areas where absorption is the greatest.

Absorption Rates

Compared to forearm, which is 1.0



Reducing the risk of exposure through the skin is possible through the careful selection, use and care of protective clothing and safety equipment. Protective clothing and equipment can provide a barrier that reduces contact between the skin and pesticides. See the section on *Protective Clothing and Equipment* for recommended wear. To help reduce pesticide build-up, clothing should be washed daily using recommended procedures; see *Cleaning of Clothes and Equipment* section.

How skin is exposed to pesticides:

- Direct handling of pesticides – this includes any activity where the pesticide could come into direct contact with the skin, from spills and splashes during mixing and handling of the concentrated pesticide, during equipment adjustment and from spray drift during application. The greatest risk occurs when the chemical concentrate is being handled; extra protection should be used at that time. The use of a waterproof apron is highly recommended when handling all pesticide concentrates, regardless of toxicity.
- Transfer from contaminated clothing or equipment – clothing worn during pesticide use should be restricted to that use only, thereby eliminating the possibility of continued dermal exposure due to pesticide residues remaining in the clothing. Some types of concentrated pesticides are not removed after multiple washings. Clothing contaminated by accidental spills of concentrated pesticide should be discarded rather than laundered. Avoid entering the house wearing contaminated clothing and equipment. Pesticides may be transferred from boots to floors and carpets where children and pets may be exposed.
- Transfer to other clothing during washing – always store and wash pesticide-contaminated clothing separately from the rest of the family wash as pesticides can be transferred to other clothing during the laundering process.

Protective Clothing and Equipment

Even pesticides not absorbed by the skin may still cause skin problems such as redness, blisters or dry scaliness, which may lead to serious skin eczema and dermatitis. Good personal hygiene is important to help minimize pesticide absorption through the skin. Shower, shampoo your hair and put on clean clothing immediately after you finish using pesticides for the day or after an accidental spill. Cuts and scrapes should be cleaned and bandages changed after handling pesticide to avoid possible dermal absorption from contaminated bandages.

Eyes

Eyes are very sensitive to pesticides and can be exposed to vapour or fumes, dust, spray drift, or accidental spills and splashes when containers of liquid concentrates are being opened or when the concentrated chemical is being poured into the sprayer tank. Do not wear contact lenses when mixing or applying pesticides.

Ears

Sprays and spills may contaminate the head and ear canal.

Nose

Pesticides can enter the body through breathing in fumes, dusts or spray mists. Fumes and extremely fine particles of dust or spray can be completely absorbed by the lungs. To minimize exposure, respirators always should be worn when opening and mixing all concentrated pesticides. Read the pesticide label and follow the precautions outlined. A respirator may be required when applying pesticides.

Mouth

Pesticides can enter the body through the mouth when users eat, lick their lips or smoke when hands are contaminated. Face and hands should be washed thoroughly prior to eating or smoking. Children may be poisoned if they drink pesticides stored in pop bottles. All pesticides must be stored in their original containers and should be placed in a locked area out of reach of children.

Minimum Protection

A minimum level of protection is required when working with dilute, less toxic or granular pesticides. Where there is a direct contact with the pesticide, add extra protection.

Hard hat

(wide brimmed, no leather liner)

Coveralls

cloth or disposable (wear closed at neck, over long-sleeved shirt and full-length pants)

Gloves

unlined, nitrile or neoprene (cuff gloves and wear sleeves over gloves)

Boots

neoprene overboots or high rubber boots (wear pants outside boots)



Extra Protection

Extra protection is required for mixing, loading and handling pesticide concentrates, especially when working with highly toxic pesticides. Check pesticide label.

Goggles or face shield

Respirator

(check label if needed for less toxic pesticides)

Hooded coveralls

chemically resistant (when mixing, loading or applying very toxic pesticides and when application drenches applicator)

Waterproof apron

(when handling all concentrated pesticides)



Coveralls

Wear coveralls, closed at the neckline and wrists and over full-length pants and long-sleeved shirts, also worn closed at the neckline and wrists.

Minimum protection

- Cloth – if cotton or cotton/polyester coveralls are worn, they should be washed after daily use. Some pesticides are difficult to remove from cloth.
- Disposable, nonwoven – a number of limited use, disposable, nonwoven, hooded coveralls are now on the market; instead of laundering, they are disposed of at an approved landfill and thus, the problem of decontamination is avoided. Not all disposables are suitable for pesticide use, especially for liquid pesticides. Check with your supplier.

Common disposable brands are Kimberly-Clark KleenGuard LP (Liquid Protection) and DuPont Tyvek. Both disposables provide an extra layer of protection. Check for comfort and size before purchase. Disposable coveralls are more fragile than standard ones and are only expected to last a limited number of wearings.

Extra protection

- DuPont's Tyvek QC (polyethylene coated Tyvek) and Tyvek/Saranex (saran coated Tyvek) provide greater durability and are more repellent to larger pesticide spills. However, they are more expensive and must be specially ordered. These coveralls are uncomfortable when worn for long periods in hot weather because of heat build-up and lack of breathability.
- Impermeable rainwear – two styles are available: coveralls or two-piece suits. They are similar in price to the more expensive disposable coveralls. Generally, they are a PVC. (polyvinyl chloride) coating on nylon. Although excellent in liquid repellency, they too can be uncomfortable because they do not breathe and cannot be worn for long periods in hot weather. After use, they should be hosed down and washed with soap and water.

Remember, When Using Disposable Coveralls . . .

- Before purchasing any disposable coveralls, make sure they are recommended by the manufacturer for pesticide use. Avoid wearing all-purpose disposables.
- When removing disposable coveralls, take care not to contaminate the interior if the coveralls are to be worn more than once. Between wearings, hang in a well ventilated area, away from other clothing.
- Do not launder disposables, but do launder all clothing worn under disposables, just as you would other clothing worn during pesticide use.
- Replace with a new coverall when severe pilling (balls of fiber on the surface), rips or holes occur. To discard, place in a plastic garbage bag and take to an approved landfill site; do not burn.

Gloves

Unlined gloves are required when handling, mixing or pouring concentrated pesticides, during field application and when equipment needs adjusting. Never use bare hands to do these jobs. Studies reveal that the greatest exposure is often through the hands. A variety of glove materials may be found on the market. Unlined nitrile and neoprene gloves are suitable for most pesticides. All gloves should be washed soon after the concentrated chemical has been mixed as pesticide may penetrate into the material if it is not cleaned off. Care should be exercised to avoid contaminating the interior of gloves when they are taken off and put on. If possible, wash the outside of the gloved hands prior to glove removal, to avoid contaminating the interior. At the end of the day, both the inside and outside of the glove should be washed.

Prior to use, inspect gloves and replace immediately if cracks, swelling, discolouration, holes or rips develop. Cuff glove and wear sleeves over top of gloves to help prevent spills and splashes of pesticides from running down inside the gloves.

Do not continue to wear contaminated gloves and avoid wearing leather, cloth or natural rubber gloves as they soak up the chemical and become a source of continuous contamination.

Boots

Neoprene overboots or long rubber boots are the recommended footwear as they are less likely to absorb pesticides and are more easily cleaned. Be sure to wear the pant leg over the boot to avoid pesticides running down into the boot. In case of such an accident, wash the boots out immediately; otherwise, wash the outside of the boots daily.

Minimum protection

Prevent powders, dusts or spray mists from being deposited on the hair or scalp by wearing a hard hat. The hard hat should be washed daily. Avoid the use of a hard hat with a leather inner band.

Extra protection

Protect hair, scalp, ears and neck from dust, sprays and spill when you are likely to contaminate the head area. Wear a wide brimmed hat that covers the neck or hooded coveralls, with the hood under the hard hat. Only wear ear plugs if required for hearing protection. Use disposable ear plugs made of self-molding foam, and dispose of them after use.

Goggles or face shields

Protect the eyes and face against pesticide vapours, dust and splashes when handling concentrated pesticides. Goggles and face shields must have resistance to chemicals and have ventilation to prevent fogging. Clean after each day of use and store away from direct sunlight.

Avoid Wearing

(These materials absorb chemicals and prolong exposure to the wearer; most are not easily cleaned).

- fabric baseball caps
- cloth or leather gloves, shoes or boots
- natural rubber or plastic gloves (not resistant to pesticides)
- leather belts, watch bands, PDA and cell phone holders
- contact lenses

Respirators

Purchase a respirator recommended for the pesticides used and make sure it fits properly. A good airtight fit is required over the nose and mouth; beards and moustaches can prevent a close fit.

Respirators have two cartridges attached onto a facepiece. Each cartridge contains a pre-filter that removes dust particles and a filter of activated charcoal that absorbs the chemical. The cartridges should be unscrewed and replaced as soon as any odor of the pesticides is detected in the facepiece. Clean respirators after each day's use; unscrew the cartridges and wash the facepiece with soap and water. Rinse the facepiece in clean water, dry with a clean cloth and screw on the cartridges. The clean respirator should be stored away from direct sunlight in a sealed plastic bag to prevent cartridges from absorbing airborne contaminants. Disposable respirators are also available. Replace as soon as any pesticide odor is detected. Wash after daily use – do not get the charcoal filter wet. Store in a sealed plastic bag. **Note:** Gauze and dust masks are not respirators and are not recommended for pesticide use!

Gas masks

These are used when an applicator is likely to be exposed to very high levels of pesticides (fumigants). The face piece covers the eyes, nose and mouth. It is connected by a flexible hose to a charcoal canister worn on the belt. The lifespan of this canister is longer than that of the respirator cartridges. Manufacturer's directions are to be followed for cleaning and storing gas masks and canisters.

Minimize Exposure

- wear recommended protective clothing and safety equipment
- limit clothing worn for pesticide use to that use only
- wash clothing and equipment daily after use
- replace clothing and equipment that is no longer serviceable

Cleaning of Clothes and Equipment

Skin can absorb chemicals from inadequately cleaned clothing and equipment. Safe removal of pesticide demands special care in handling and washing contaminated clothes.

Handling pesticide soiled clothing

- handle soiled clothing with unlined, nitrile gloves
- remove pesticide granules from cuffs and pockets outdoors
- discard any garment saturated with pesticide concentrate
- temporarily store clothing in disposable plastic bags before washing
- take disposables to approved landfill

Washing pesticide soiled clothing

- wash daily
- wash separately from regular laundry
- pre-treat with a stain removal product if an emulsifiable formulation used, or
- pre-rinse on pre-soak cycle of washer
- avoid overcrowding washer
- use hot water setting
- use full water level and normal cycle
- use extra heavy duty detergent as recommended for heavily soiled loads
- repeat wash procedure
- clean washer after use (run empty washer through full cycle with hot water and detergent)

Drying

- line dry to prevent contamination of dryer and increase the chemical breakdown of pesticide residues

Washing other equipment

- wash other equipment daily in hot soapy water: hard hat, goggles, apron, gloves, boots and respirator (avoid getting charcoal wet; remove if possible)

Specific Cleaning Procedures for Pesticides

The standard washing procedure mentioned above reduces pesticides from contaminated clothing, but new research is gradually identifying more specific washing procedures to further reduce the residues on contaminated clothing or equipment. Note that each product requires unique washing procedures, and more testing is required for those that still have high residues remaining. Refer to the guide below:

Recommendations

- 18 per cent residue is an unacceptable level. For better protection, choose a disposable coverall and discard after use.
- Soak contaminated clothing in undiluted limonene for required time. (Examples of this product are Odor Crush or Citra-Solv).
- Pre-treat contaminated clothing before washing, let soak.
- Fill 70 L washing machine with warm water (50°C); add 280 mL of chlorine bleach. Soak for required time. (**Note:** loss of strength and colour results from bleach soak, more so for cotton than for cotton/polyester blends)
Note: Acceptable levels of residue remaining – less than 3 per cent.

For further information on protective clothing for pesticide use, contact the Alberta Ag-Info Centre toll-free at 310-FARM (3276) or 1-866-882-7677.

Product	Suggested washing procedure	% Residue remaining
2,4-D (amine)	One wash	<1%
2,4-D (ester)	1/2 hour Limonene soak (2) (degreaser), one wash	18% (1)
Captan	One wash	1%
Chlorpyrifos (Lorsban, Dursban, Pyrinex)	3 hour bleach soak (4), one wash	<1%
Diazinon	Hot wash (60°C) or Spray'n Wash soak, one wash	1%
Iprodione (Rovral)	One wash	1%
Malathion (diluted)	Two washes	3%
Triallate (Avadex)	Spray'n Wash soak (3), two washes	18% (1)
Any concentrated pesticides	Discard	Too high

Source: *Effective Pesticide Decontamination Procedures for Clothing, Equipment and Spills, Research Project Report*, University of Alberta, Alberta Occupational Health and Safety Heritage Grant Program, 1994.

Other Precautions and Safety Tips

Fresh water supply

Always carry a supply of fresh water to clean up accidental spills and a clean pair of gloves for equipment adjustments.

Remote control devices

Devices (e.g. solenoid valves) can be installed to remotely control the sprayer, preferably from within the tractor cab. These devices can reduce operator exposure to pesticides.

Tractor cab cleanup

After spraying pesticides, the inside of the tractor (seat, steering wheel, etc.) can be decontaminated by wiping with warm soapy water and a sponge.

Tractor cab filters

Charcoal filters are available for fitting onto the tractor air intake system, to filter out pesticides from the air entering the tractor cab. The use of these filters is highly recommended to reduce pesticide exposure during spraying operations. Check with tractor manufacturers to determine which charcoal filter is recommended for your tractor.

Grazing and Haying Restrictions

Traditionally, pesticides have been registered for use on crops grown to maturity. Grazing or cutting of the immature crop for hay has not been considered as the intended use, so residue information on the immature plant has not been requested in the registration process. A grazing or haying interval is considered in the registration process only if the green matter is to be fed to livestock. Consequently, many pesticide labels are currently silent about grazing, i.e. there is no statement on the label as to whether or not it is safe to graze the crop(s) listed on the label prior to maturity. The absence of this information may lead producers to assume that since there is no specific warning with respect to grazing, it is safe to do so.

Present pesticide labelling policy is meant to define only the acceptable uses of the product. It does not list or take into account the “do not’s.” Therefore, it cannot be assumed that if something is not stated on the label, it is accepted for use. A new accepted use can only be made through the submission of relevant data to support that use.

In light of the above, pesticide labels that are silent on grazing will carry the following statement: “Do not graze the treated crops or cut for hay; there are not sufficient data available to support such use.”

Honey bee safety

Bees may be affected by pesticides, including those on and associated with treated seed. Avoid spraying/spills of treated seed near hives or contaminating puddles of water from which bees may drink. Spray early in the morning or late in the afternoon when bee activity is at a minimum. Warn beekeepers of your intentions, so they can confine the bees or move them until risk of poisoning bees is over.

Farm Safety Program

For further information on farm safety, please contact the Farm Safety Program of Alberta Agriculture and Rural Development at 7000 - 113 Street, Edmonton, Alberta, T6H 5T6.

Safety Equipment and Clothing

Protective clothing and equipment is available from the following:

Local U.F.A. and safety equipment suppliers
 Fleck Bros.
 1-800-262-9063
 Levitt-Safety Limited
 1-800-661-3973
 Acklands-Grainger Inc.
 1-800-661-3950

First Aid

Poison Information Centres (Alberta) 1-800-332-1414 (Calgary only) 944-1414

The emergency department of most hospitals can deal with pesticide poisoning. However, the Poison Centre in Calgary can provide information on recognizing poisoning symptoms and in giving the right treatment. It offers a 24-hour toll free service.

Some manufacturers have emergency telephone numbers to call in case of pesticide poisoning.

BASF Canada
1-800-454-2673

Bayer CropScience Inc.
Prosar
1-800-334-7577

Dow AgroSciences Canada Inc.
1-613-996-6666

DuPont Canada Inc.
1-613-348-3616

Monsanto Canada Inc.
1-314-694-1000 or 1-800-332-3111

Nufarm Canada
1-877-325-1840

Syngenta Crop Protection Canada Inc.
1-800-327-8633

UAP Canada
1-800-561-8273

Interprovincial Cooperative Ltd.
1-613-996-6666

Standard First Aid Measures

Before using a pesticide, look for the warning symbol on the label. This label indicates the toxicity of the pesticide. If you are severely exposed to a pesticide and you are alone, do not panic. The symptoms of the pesticide do not show up immediately. You will have some time to decontaminate yourself.

If in eyes

Wash eyes with water at once. Hold the eyelids open and wash eyes for at least 15 minutes with fresh water each time. Get help to take you to the emergency department of the nearest hospital and take the labelled container with you. Do not use any eye medication unless prescribed by a doctor.

If on skin

Get any spilled pesticide off your body immediately. If the pesticide is on your clothes, remove them and rinse your skin with water. After rinsing, wash the area with soap and water. Obtain medical attention if area of contact is large or if irritation persists.

If swallowed

If swallowed: Have the person sip a glass of water if able to swallow. Do not induce vomiting unless told to do so by a poison control centre or doctor. Do not give anything by mouth to an unconscious person.

If the product contains a petroleum distillate:

If swallowed: Call a poison control centre or doctor immediately for treatment advice. Do not induce vomiting unless told to do so by a poison control centre or doctor. Do not give any liquid to the person. Do not give anything by mouth to an unconscious person.

If inhaled: Move person to fresh air. If person is not breathing, call 911 or an ambulance, then give artificial respiration, preferably by mouth-to-mouth, if possible.

Glossary of Terms in Pest Control

Active ingredient (a.i.): The concentration of chemical in a formulated product responsible for action.

Antagonism: Opposing action of different chemicals such that the sum of their total effect is less than the effect if each pesticide were used alone.

Antidote: A first aid treatment to offset the toxic effect of a pesticide.

Bioassay: Determination of concentration of a pesticide by comparing its effect on a test organism with that of a standard preparation.

Adjuvant: Any substance added to a pesticide formulation or spray tank to facilitate application.

Chlorotic: Loss or fading of green colour in foliage.

Contact pesticide: Causes localized injury to plant tissue, or causes an effect when the pesticide hits the pest or the pest contacts the treated surface.

Degradation: Breakdown of a pesticide by action of air, water, sunlight, microbes or other agents.

Desiccant: Chemical use to accelerate drying of plant tissues.

Efficacy: Effectiveness of chemical on the pest.

Established forage: A forage crop that has gone through three months of a growing season.

Foliar application: Made to the leaves of plants, as opposed to soil application.

Formulation: Form in which the manufacturer prepares a pesticide to facilitate its use: granular, solution, emulsifiable concentrate, dry flowable, liquid flowable, wettable powder.

Fumigant: Vapour active chemical used against pests.

Incompatibility: Where one pesticide is mixed with another causing unsatisfactory results.

Inhibit: Prevent or stop a process, e.g. inhibits photosynthesis.

LC₅₀: Lethal concentration – amount of pesticide in air or water that can kill 50% of the organism.

LD₅₀: Lethal dose – quantity of herbicide that will kill 50% of a test population.

Mode of action: The specific mechanism through which a pesticide affects a pest.

Necrosis: Localized death of plant tissue, usually characterized by browning and desiccation.

Non-cropland: Land not in crop production or not intended for crop production.

Pesticide group: A number of pesticides that have the same mode of action.

Photosynthesis: Process by which green plants use sunlight, carbon dioxide and water to produce plant food.

Phytotoxic: Injurious to a plant.

Plant growth regulators (PGR): Chemical that affects the normal growth process of plants.

Preharvest interval (PHI): Time (days) between the last application of the pesticide and harvest. Harvest includes cutting (swathing) or grazing; it does not include combining or baling for hay.

Residual herbicide: Persists in soil, kills regrowth and/or germinating seedlings over an extended time.

Resistance: A genetic change in a pest population as a result of selection by a pesticide, which results in a loss of control.

Synergism: Complementary action of different pesticides such that the total effect is greater than the sum of their independent effects.

Systemic pesticide: Able to move in the plant, insect or other organism from the initial point of contact.

Weed control: A minimum of 80 per cent reduction in weed stand and/or growth.

Weed suppression: A minimum of 60 per cent reduction in weed stand and/or growth.

Alberta Agriculture and Rural Development Offices

Alberta Ag-Info Centre
Call toll-free 310-FARM (3276)

Field Offices

Location	Address	Phone Number	Fax Number
Airdrie	97 East Lake Ramp NE	403-948-8546	403-948-2069
Barrhead	2nd Floor Provincial Building 6203 - 49 Street	780-674-8268	780-674-8309
Brooks	CDC South Hargrave Building #6 301 Horticultural Station Road East	403-362-1321	403-362-1306
Camrose	4910 - 52 Street	780-679-1302	780-679-1299
Fairview	213 Provincial Building 10209 - 109 Street	780-835-7536	780-835-3600
Grande Prairie	1201 Provincial Building 10320 - 99 Street	780-538-6208	780-538-5288
Leduc	Agri-Food Business Centre 6547 Sparrow Drive	780-980-3534	780-980-4237
Lethbridge	Agriculture Centre 5401 - 1 Avenue South	403-381-5929	403-382-4526
Olds	201 Provincial Building 5030 - 50 Street	403-556-4328	403-556-7545
Red Deer	Provincial Building 4920 - 51 Street	403-340-5532	403-340-4896
Stettler	Provincial Building 4705 - 49 Avenue	403-742-7540	403-742-7527
Stony Plain	Provincial Building 4709 - 44 Avenue	780-968-3516	780-963-4709
Vermilion	Provincial Building 4701 - 52 Street	780-853-8240	780-853-4776

* To go directly to a page, click on the page number in the Index below.
 To return to the Index, click on *back to* at the bottom of the page.

Herbicide Index

	Page/s
Chemical Weed Control in Alberta	39
Conservation tillage and herbicides	39
Nitrate poisoning of livestock	39
Weed control in forage crops	39
Herbicide performance ratings	39
Water Used for Spray Application	40
Pesticide Resistance.....	41
The Problem	41
How to identify herbicide resistance.....	41
How to minimize the development of resistance	41
Tables	
Herbicide and Water Quality.....	40
Herbicide Resistant Weeds in Alberta.....	42
Herbicide Group Classification by Mode of Action.....	43
Herbicide Selector Charts	
Herbicide Selector Chart – Cereals.....	316
Herbicide Selector Chart – Oilseeds	331
Herbicide Selector Chart – Forage Legumes.....	339
Herbicide Selector Chart – Forage Grasses.....	346
Herbicide Selector Chart – Other Crops	364

**Active ingredient names for registered products can be found in the
Herbicide Group Classification by Mode of Action table starting on page 43**

Product Registrations

Name	Page/s	Name	Page/s
2,4-D	47	Authority.....	76
Aatrex	49	Authority Charge	76
Accent	51	Avadex MicroActive	78
Accurate.....	56	Avert	68
Achieve (Liquid Achieve SC).....	52	Axial.....	81
Aim	55	Axial iPak.....	83
Ally Toss-N-Go.....	56	Axial Xtreme	85
Altitude FX/Altitude FX2	59	Badge II.....	98
Amitrol 240.....	61	Banvel II.....	87
Approve	282	Barricade.....	89
Ares.....	63	Barricade II	89
Armezon	65	Basagran	91
Arrow 240 EC	261	Basagran Forte	91
Arsenal.....	66	Bengal WB	239
Assert 300 SC.....	68	Betamix.....	94
Assert FL	70	Betamix β.....	94
Assure II.....	72	Bison 400L.....	52
Attain XC.....	74	BlackHawk.....	95

Product Registrations (cont'd)

Name	Page/s	Name	Page/s
Bonanza 10G/Bonanza 480 EC.....	289	Glyfos.....	148
Broadband	96	GlyKamba	258
BroadSide	247	Glyphosate	148
Bromotril II	218	Gramoxone	157
Brotex	218	Grazon	159
Buctril M.....	98	Harmony K.....	160
Bullwhip 240 EC	167	Harmony Max	162
Caliber	121	Harmony SG	163
Calmix Pellets.....	101	Hawkeye Power	87
Casoron G-4.....	102	Heat	165
Centurion.....	261	Heat LQ.....	165
Chateau.....	104	Horizon NG.....	167
Cheminova Glyphosate	148	Hyvar X.....	170
CleanStart.....	105	Hyvar X-L.....	170
Clearout 41 Plus.....	148	Inferno Duo.....	172
Clovitox Plus	299	Inferno WDG.....	204
Cobutox	121	Infinity	173
Cordon.....	239	IPCO Dichlorprop-D	129
Cougar	239	IPCO Dichlorprop DX.....	129
Credit.....	148	Karmex XP	175
Credit 45.....	148	KnockOut Extra.....	148
Crush'R Plus.....	148	KoAct	177
Curtail M.....	107	Koril	218
Deploy.....	109	Korrex	178
Diquash Desiccant.....	252	Krenite	180
Distinct.....	112	Krovar 1	181
Diurex 80 W.....	175	Ladder.....	167
Dual II Magnum.....	113	Leader.....	282
DyVel.....	114	Liberty 150 SN.....	182
DyVel Dsp.....	116	Linuron	188
Eclipse III	118	Logic M	98
Edge Granular.....	119	Lontrel 360	185
Embutox	121	Lorox.....	188
Enforcer D.....	122	Marengo.....	52
Enforcer M	124	Matrix	148
Eptam 8-E	126	Maverick III.....	148
Escort.....	127	MCPA	190
Estaprop XT	129	Mecoprop.....	193
Etho SC.....	202	Mextrol 450	98
Everest 2.0	132	Momentum	194
Everest GBX	134	MPower Aurora.....	167
Express Pro	136	MPower Glyphosate	148
Express SG	138	MPower Good Harvest	197
Extra Strength Avadex BW.....	78	MPOWER Hellcat.....	239
FirstStep Complete.....	140	MPower Kamikaze.....	242
Flurox-24	74	MPower R	109
Foothills NG	167	MPower X.....	204
Fortress	142	MultiStar.....	242
Frontline 2,4-D XC	146	Muster Toss-N-Go.....	198
Frontline XL.....	144	Navius VM.....	200
Gladiator.....	242	NextStep NG	167

Product Registrations (cont'd)

Name	Page/s	Name	Page/s
Nimble	109	Sierra 2.0	132
Nortron	202	Signal	167
Nuance	204	Signal F	267
Nufarm Clodinafop	167	Signal FSU	162
Nufarm Tralkoxydim	52	Simazine 480	233
OcTTain XL	206	Simplicity	268
Odyssey	208	Slam'R Clodinafop	167
Odyssey DLX	210	Solo	270
Odyssey Ultra	212	Spectrum	272
Optica Trio	213	Spitfire	234
Oracle Dicamba	87	StartUp	148
Outlook	215	Stellar	274
Paradigm	216	Sword	277
Pardner	218	Tackle	258
Payload	104	Tandem	275
Permit	220	Target	277
Phantom 240 SL	242	Telar XP	279
Pinnacle SG	222	Tensile	281
Pixxaro	223	Thrasher II	282
Poast Ultra	225	Thumper	282
PrePass XC	228	Titus Pro	284
Prestige XC	229	Topline	144
Primextra II Magnum	232	Topside	299
Princep Nine-T	233	Tordon 22 K	286
Priority	234	Touchdown Total	148
Prism SG	236	Tracker XP	277
Pulsar	238	Traxion	148
Puma ¹²⁰ Super	239	Traxos	287
Puma Advance	239	Treflan EC	289
Pursuit 240	242	Trifluralin	289
Pyramin	244	Triton C	294
Reclaim	245	Triton K	296
Refine M	247	Trophy 600	297
Refine SG	249	Tropotox Plus	299
Reglone Ion Desiccant	252	Truvist	301
Restore II	254	Tundra	302
Retain SG	256	Turboprop 600	129
Reward	257	UpBeet	304
Rival 10 G/Rival EC	289	Valtera	104
Roundup Transorb HC	148	Vanquish	305
Roundup Ultra 2	148	Vantage Plus Max II	148
Roundup WeatherMax	148	Varro	307
R/T 540	148	Vector	148
Rush 24	74	Velocity m3 All-In-One	310
Rustler	258	Velpar DF	312
Salute	260	Vigil WB	239
Select	261	Viper ADV	313
Sencor Solupak 75 DF	264	VMD 480	305
Shadow RTM	261	WildCat	239
Sharpshooter	148	Yuma GL	72
Sharpshooter Plus	148		

Chemical Weed Control in Alberta

Chemical weed control functions on the basis that certain chemicals are capable of killing some kinds of plants (weeds) without injury to other kinds (crops). As a group, these chemicals are called herbicides.

Herbicides are effective tools for the control of weeds, and **herbicides demand respect**. When properly used, herbicides can safely and effectively accomplish their objective; misused, they can cause severe economic loss. The misuse of herbicides is usually due to:

- ignorance of their characteristic activity and/or
- carelessness in their application

Misuse includes such factors as applying improper dosages; using the wrong herbicide; failure to properly calibrate application equipment; failure to wash application equipment thoroughly before switching herbicides; improper soil incorporation; timeliness of application, with respect to the growth stage of crop or weed.

This guide lists the major herbicides registered for field crop use in Alberta. Refer to product labels attached to the herbicide containers for final detailed information.

Conservation tillage and herbicides

Conservation tillage is a general term used to describe a cropping program in which some or all of the tillage operations are replaced by using herbicides to control weed growth while, at the same time, preventing soil erosion and conserving soil moisture. The following terminologies are included under conservation tillage: reduced tillage, minimum tillage, no-tillage or zero tillage, direct drilling and chemical fallow.

Herbicides for conservation tillage are listed below. Rates of application, weeds controlled and other pertinent information can be found by referring to each herbicide in this guide.

- **2,4-D or MCPA** – To control winter annuals such as flixweed, shepherd's-purse and stinkweed. Application should be made to emerged weeds prior to freeze-up.

- **Glyphosate Formulation** – Apply any glyphosate formulation mixed with a non-ionic surfactant (if required) to actively growing weeds. Can be tank mixed with Banvel; 2,4-D amine; Pardner.
- **Rustler** – Controls annual grasses, broadleaf weeds and volunteer cereals. Can be tank mixed with 2,4-D.

Nitrate poisoning of livestock

Nitrate accumulations may be caused by leaf damage from frost, hail or herbicide action. Symptoms of nitrate poisoning include reduced milk production and growth rate, abortions and in severe cases, death by suffocation. A veterinarian should be called immediately if livestock show unusual symptoms when they are fed forages that may contain nitrates.

After severe frost, hail or herbicide damage, the nutrient value of the crop will decrease rapidly. In terms of nutrition, it is important to harvest as soon as practical; however, in the case of herbicide treated crops, there may be a waiting period specified on the herbicide label. Especially in the case of high risk crops, such as oats or corn, a delay may be advisable to permit nitrate levels to decrease. If there is a possibility of high nitrates in feed, have the feed analyzed at a feed testing laboratory.

Weed control in forage crops

Make sure all forages, as well as any companion crops, present in the stand are listed for the intended use on the herbicide label. Follow the label directions on the herbicide container closely, especially for stage of crop and weed development, Water Volume, Grazing and feeding restrictions.

Herbicide performance ratings

Herbicide performance ratings (numbers in brackets after the names of crops or weeds) are based on data from the Expert Committee on Weeds (Western Section) Research Reports. These numbers are not absolute and, therefore, not a guarantee of expected performance. They are meant to be used as a guide when selecting a herbicide. When a number is not included, there is not sufficient data to provide a rating.

Tolerance of crop to herbicides

The number appearing in brackets following the crop on which each herbicide is registered represents the expected tolerance of the crop to that herbicide. Due to variations in variety, weather, timing and application techniques, this number is only approximate. 0 = complete kill of the crop and 9 = no measurable injury to the crop.

Level of weed control with each herbicide

The number appearing in brackets after each weed represents the average level of weed control expected with the herbicide. Due to variation in weather, growth stage, time of day, application technique, etc., this number is only approximate. 0 = no control of the weed and 9.0 = complete kill of the weed. A weed control rating of 7.0 or greater is considered commercially acceptable.

Water Used for Spray Application

The quality of water used can affect the efficacy of some herbicides. Water quality includes the cleanliness (silt, organic matter and soil), the hardness or softness of the water and the water pH.

Some herbicides, including glyphosate containing herbicides, adsorb to silt and organic matter, become inactivated. This causes a decrease in herbicidal activity. Suspended soils and organic matter in water is usually a problem where surface water is being used.

Other herbicides, including 2,4-D amine and several Group 1 herbicides have reduced efficacy when applied in mineralized water. Minerals include both calcium and magnesium sulfates, which result in 'hard' water, and excessive sodium bicarbonate, which results in 'soft' water. Mineralized water is most commonly a problem when well-water is used. When efficacy decreases, it is most apparent on hard to control weeds and is easily confused with late application, poor growing conditions or reduced herbicides rates.

The pH of water or water temperature can affect the ability of some herbicides to stay dissolved in the spray solution. To avoid these problems, the manufacturer will suggest a specific order to add surfactant or mixtures of products. For example, to mix the herbicide Horizon, the herbicide is added first, followed by the surfactant, Score, and all mixing is done under agitation. Other water conditioners out there include Choice Weather Master and N-Tank. Follow label recommendations for mixing. Products cannot work unless they are dissolved or miscible (capable of being mixed) in the water. Also, if products are not in solution they can form a sludge in the spray tank and block nozzles.

It is best to avoid using poor quality water if possible; however, the following remedies can limit the loss of herbicidal activity.

Herbicide and Water Quality

Herbicide	Quality concern	Remedy
2,4-D amine*	Mineralized water	Use a non-ionic surfactant like Agral 90
Achieve (tralkoxydim)	Mineralized water	Add ammonium sulfate (1% v/v)
Poast (sethoxydim)	Mineralized water	Add ammonium sulfate (1% v/v)
Roundup/Touchdown	Mineralized water	Add ammonium sulfate fertilizer 3 kg/100 L application solution
Roundup/Touchdown	Silty or dirty water	Filter water or use clean water
Select (clethodim)	Mineralized water	Add ammonium sulfate (1% v/v)

* **Note: 2,4-D Ester formulation is not affected.**

Information primarily derived from F. A. Holm, J. L. Henry, D. W. Gruber and P. McMullan, 1995 Water quality effects on phenoxy and ACCase inhibiting herbicides. Proceedings of the Weed Research/Symposium, University of Alberta.

Pesticide Resistance

The Problem

Agricultural pests can develop resistance to fungicides, herbicides or insecticides. Resistance occurs when some pests survive a pesticide application; this part of the population is naturally more tolerant to the chemical. These individuals reproduce and create a population that is resistant to the pesticide. Producers should follow agronomic practices that both prevent or minimize the development of resistance and prevent the spread of existing resistant populations.

Since the first documented case of chickweed resistance in the mid 1980's, the numbers of herbicide resistant weeds, fungicide resistant diseases and insecticide resistant bugs have increased and the area infested by them continues to grow. At present in Alberta, more than 10 weed biotypes are resistant to chemicals from six herbicide groups. Potato blights are known to have developed resistance to common fungicides. Some insect pests are resistant to the *Bacillus thuringiensis*, a common biopesticide. In addition, some resistant pests are resistant to more than one pesticide group (see table below). It is essential that producers be able to identify these resistant pests and take action to minimize or prevent the development of resistance on their farms.

How to identify herbicide resistance

Investigate all areas of the sprayed field where weed control did not occur. Rule out other factors that might have affected herbicide performance including mis-application, spray misses, unfavorable weather conditions, herbicide application at an improper leaf stage and weed flushes after application. If resistance remains a likely possibility, check for the following:

- Are other weeds listed on the product label controlled satisfactorily?
- Is herbicide failure patchy with no reasonable explanation?

- Did the same herbicide or herbicide group fail in this area of the field in the previous year?
- Do weeds show herbicide injury symptoms such as root pruning by a Group 3 herbicide or yellow/purple coloration caused by Group 2 applications. Resistant weed biotypes will not show these typical injury symptoms.
- Do field histories indicate extensive use of the same herbicide (or herbicide group) year after year?

How to minimize the development of resistance

Follow the guidelines below to delay the appearance of resistance:

- **Integrated weed management practices** – use herbicides as part of an integrated control program that includes scouting, historical information related to herbicide use and crop rotation, and consider mechanical, cultural, biological and other control practices. • **Herbicide and crop rotations** – herbicides must be rotated. It is important not only to use a different herbicide, but to use one from a different herbicide group with a different mode of action.
- **Field history** – records are needed to make sensible decisions on herbicide rotation and to evaluate the probability of resistance developing. A pesticide application record sheet can be found at the back of this book.
- **Tank mixture** – a tank mix may delay the appearance of resistant weeds if the components of the tank mixture control the same weed by a different mode of action.
- **Monitor results** – Monitor treated weed populations for resistance development.
- **Preventive measures** – prevent the movement of resistant weed seeds to other fields by cleaning harvesting and tillage equipment as well as planting clean seed.

Herbicide Resistant Weeds in Alberta

Herbicide group	Weeds
Group 1	Green foxtail, wild oats
Group 2	Ball mustard, chickweed, cleavers, hemp-nettle, kochia*, Russian thistle, spiny annual sow thistle, stinkweed, wild mustard, wild oats
Group 3	Green foxtail
Group 4	Hemp-nettle
Group 8	Wild oats
Group 1 + 2 + 25 (multiple resistance)	Wild oats
Group 1 + 2 + 8 + 25 (multiple resistance)	Wild oats
Group 1 + 3 (multiple resistance)	Green foxtail
Group 2 + 4 (multiple resistance)	Cleavers
Group 9	Kochia

- **NOTE:** There is now a confirmed case of glyphosate resistance (Group 9) in kochia in Southern Alberta. Other cases of glyphosate resistance have been reported in Ontario with giant ragweed and Canada fleabane.
- Surveys of prairie kochia fields have found that approximately 90 per cent have Group 2 herbicide resistance. Without testing assume kochia found in Alberta is resistant as well and needs to be controlled with herbicides from a different herbicide group.

Herbicide resistance screening on suspect weeds can be performed by the Saskatchewan Crop Protection Lab (306-787-8130) for a fee, ranging from \$35 to \$100 per sample. Or contact the chemical company or the Alberta Ag-Info Centre toll-free at 310-FARM (3276).

Herbicide Group Classification by Mode of Action

Mode of Action	Chemical family	Active ingredients	Found in*	
Group 1				
Inhibitors of acetyl CoA carboxylase (ACCase). These chemicals block an enzyme called ACCase. This enzyme helps the formation of lipids in the roots of grass plants. Without lipids, susceptible weeds die.	Aryloxyphenoxy propionate (Fop)	clodinafop propargyl	Foothills SG, Harmony K, Harmony Max, Harmony SG, Horizon SG, Ladder, MPower Aurora, NextStep SG, NuFarm clodinafop, Signal D, Signal M, Signal F, Signal FSU, Traxos	
		fenoxaprop-p-ethyl	Bengal, Cordon, MPower Hellcat, Puma Super, Puma Advance, Tundra, WildCat, Vigil	
		quizalofop-p-ethyl	Assure II, Yuma	
	Cyclohexanediones (Dim)	clethodim	Arrow 240 EC, Centurion, Select, Shadow RTM	
		sethoxydim	Poast Ultra, Odyssey Ultra	
		tepraloxydim	Equinox, Odyssey DLX	
		tralkoxydim	Liquid Achieve, Bison, Marengo, Nufarm Tralkoxydim	
	Phenylpyrazolin (Den)	pinoxaden	Axial, Axial iPak, Axial Xtreme, Broadband, Traxos	
	Group 2			
ALS/AHAS inhibitors. These chemicals block the normal function of an enzyme called acetolactate (ALS) acetoxy acid (AHAS). This enzyme is essential in amino acid (protein) synthesis. Without proteins, plants starve to death.	Imidazolinones	AC 299,263 120 AS	Altitude FX	
		imazamethabenz	Assert 300, Assert FL, Avert	
		imazamox	Ares, Salute, Solo, Tensile, Viper	
		imazamox + imazethapyr	Odyssey, Odyssey DLX, Odyssey Ultra	
		imazapyr	Arsenal, Ares, Salute	
		imazethapyr	Gladiator, Multistar, Pursuit, MPOWER Kamekaze	
	Sulfonylamino-carbonyl triazolinones Amide	Sulfonylureas	flucarbazone sodium	Everest, Inferno Duo, Pace
			dimethenamid-P	Outlook
			chlorsulfuron	Telar, Truvist
			ethametsulfuron methyl	Muster
			metsulfuron-methyl	Ally Toss-N-Go, Escort, Accurate, Express Pro, Reclaim
			nicosulfuron	Accent
			rimsulfuron	Prism, Titus Pro
			thifensulfuron-methyl	Barricade, Broadside, Deploy, Harmony K, Harmony Max, Harmony SG, Nimble, Refine SG, Retain, Triton C
			tribenuron-methyl	Barricade, Broadside, Deploy, Express Pack, Express SG, Express Pro, FirstStep Complete, Harmony K, Harmony Max, Harmony SG, Inferno Duo, Inferno WDG, KoAct, Nimble, MPower R, MPower X, Nuance, Refine SG, Refine M, Retain, Signal FSU, Triton C, Triton K
			triflurosulfuron methyl	UpBeet
	Pyrazole	Triazolopyrimidines	halosulfuron	Permit
			florasulam	Assert FL, Benchmark, Broadband, Frontline, Frontline XL, Frontline 2,4-D, Korrex, Paradigm, PrePass, Priority, Spectrum, Spitfire, Stellar, Topline
	Triazolones		pyroxsulam	Simplicity, Tandem
			thiencarbazone-methyl	Velocity m3, Varro

(continued)

* A herbicide may appear in more than one group if it contains more than one active ingredient.

Herbicide Group Classification by Mode of Action

Mode of Action	Chemical family	Active ingredients	Found in*	
Group 3				
Microtubule assembly inhibitors. These chemicals inhibit the cell division in roots.	Dinitroanilines	ethalfluralin trifluralin	Edge Bonanza, Fortress, Rival, Treflan	
Group 4				
Synthetic auxins. These chemicals disrupt plant cell growth in the newly forming stems and leaves; they affect protein synthesis and normal cell division, leading to malformed growth and tumors.	Benzoic acids	dicamba	Banvel II, Distinct, DyVel, DyVel DSp, Glykamba, Harmony K, Hawkeye Power, Korrex, Oracle Dicamba, Pulsar, Rustler, Sword, Target, Tackle, Tracker XP, Triton K, Vanquish, VMD 480	
	Carboxylic acids	clopyralid	Curtail M, Eclipse III, Lontrel, Momentum, Prestige, Prestige XC, Salute, Spectrum, Tensile	
		aminopyralid fluroxypyr	Reclaim, Restore II Altitude FX, Attain XC, Axial Xtreme, Barricade, Enforcer D, Enforcer M, Flurox-24, Harmony Max, Momentun, Pixxaro, Prestige XC, Pulsar, Retain SG, Stellar, Signal F, Signal FSU, Tandem, Trophy	
	Picolinic acid	picloram halauxifen	Grazon, Tordon 22K Paradigm, Pixxaro	
	Phenoxy	2,4-D	dichlorprop (2,4-DP) 2,4-DB MCPA MCPB mecoprop (MCP) quinclorac aminocyclopyrachlor	2,4-D, Approve, Attain XC, Benchmark, Calmix Pellets, Desormone, Dichlorprop-DX, DyVel DSp, Enforcer D, Estaprop XT, Flurox-24, Frontline 2,4-D, Grazon, KoAct, Leader, Reclaim, Restore II, Retain SG, Signal D, Thrasher, Thumper, Triton K, Turboprop 600
				Desormone, Dichlorprop-DX, Estaprop XT, Optica Trio, Turboprop 600
				2,4-DB, Caliber 625, Cobutox 625, Embutox 625
				Altitude FX, Assert FL, Badge, Broadside, Buctril M, Clovitox Plus, Curtail M, DyVel, Enforcer M, Frontline, Frontline XL, Horizon BTM, Logic M, MCPA, Mextrol, Optica Trio, Pixxaro, Prestige XC, Refine M, Signal M, Spectrum, Stellar, Sword, Target, Tracker XP, Topline, Topside, Trophy, Tropotox Plus
				Clovitox Plus, Topside, Tropotox Plus
				DyVel DSp, Mecoprop-P, Optica Trio, Sword, Target, Tracker XP
			Triton C	
			Navist, Truvist	

(continued)

* A herbicide may appear in more than one group if it contains more than one active ingredient.

Herbicide Group Classification by Mode of Action

Mode of Action	Chemical family	Active ingredients	Found in*
Group 5			
Photosynthetic inhibitors at Photosystem II, Site A. These chemicals interfere with photosynthesis and disrupt plant growth, ultimately leading to death.	Phenyl carbamates	desmedipham phenmedipham	Betamix, Betamix B Betamix, Betamix B
	Triazines	atrazine simazine	Aatrex, Laddok, Primextra II Magnum Princep Nine-T, Simazine 480
	Triazinones	hexazinone metribuzin pyrazon	Velpar DF, Velpar L Sencor, Titus Pro Pyramin
	Uracils	bromacil	Calmix Pellets, Hyvar X/X-L, Krovar I
Group 6			
Photosynthetic inhibitors at Photosystem II, Site II.	Benzthiadiazoles	bentazon	Basagran, Basagran Forte, Laddok, Viper
	Nitriles	bromoxynil	Approve, Axial iPak, Badge, Bromotril II, Brotex 240, Buctril M, Enforcer D, Enforcer M, Infinity, Koril, Leader, Logic M, Mextrol, Pardner, Thrasher, Thumper, Tundra, Velocity m3
Group 7			
Photosynthetic inhibitors at Photosystem II, Site B.	Ureas	diuron linuron	Diurex 80W, Karmex XP, Krovar I Linuron, Lorox
Group 8			
Lipid synthesis inhibitors (not ACCase inhibition). These chemicals inhibit the cell division and elongation in the seedling shoots before they emerge above ground.	Thiocarbamates	EPTC triallate	Eptam Avadex (Extra Strength) BW/MicroActiv, Fortess
Group 9			
Inhibitors of EPSP synthesis. These chemicals inhibit the amino-acid synthesis.	None	glyphosate	Cheminova Glyphosate, Clearout 41, Cleanstart, Credit, Credit 45, Eclipse III, FirstStep Complete, Glyphogan Plus, Glyfos, Glykamba, Knockout Extra, Matrix, Maverick III, MPower glyphosate, Pace, Prepare, Prepare Complete, PrePass, Renegade, Roundup Transorb HC, Roundup Ultra2 Roundup WeatherMax, Rustler, R/T 540, Sharpshooter, Sharpshooter Plus, StartUp, Takle, Touchdown Total, Traxion, Vantage Plus Max II, Vector

(continued)

* A herbicide may appear in more than one group if it contains more than one active ingredient.

Herbicide Group Classification by Mode of Action

Mode of Action	Chemical family	Active ingredients	Found in*
Group 10 Inhibitors of glutamine synthetase.	None	glufosinate ammonium	Liberty 150 SN, MPower Good Harvest
Group 11 These chemicals inhibit the carotenoids biosynthesis.	Triazole	amitrole	Amitrol 240
Group 14 Inhibits an enzyme of chlorophyll and heme biosynthesis	Aryl triazone	carfentrazone sulfentrazone saflufenacil flumioxazin	Cleanstart, Aim, Authority Charge Authority, Authority Charge Heat Chateau, Payload, Valtera
Group 15 Inhibitors of cell growth and division.	Chloroacetamides	metolachlor propyzamide	Dual II Magnum, Primextra II Magnum Kerb 50W
Group 16 Unknown.	Benzofuranyl alkylsulfonate	ethofumesate	Ethos SC, Nortron
Group 19 Auxin transport inhibitor allowing buildup in the meristem area	Semicarbazone	diflufenzopyr	Distinct
Group 20 Inhibits actively dividing meristems in roots and shoots as well as seed germination	Nitriles	dichlobenil	Casoron
Group 22 Cell membrane disrupters. Chemicals that disrupt the internal cell membrane and prevent the cells from manufacturing food.	Bipyridyliums	diquat paraquat	Reglone Desiccant, Reglone Ion, Reward Gramoxone
Group 27 Inhibits plant pigment biosynthesis and photosynthesis	benzopyrazole	pyrasulfotole topramezone	Axial iPak, Infinity, Tundra, Velocity m3 Armezon

* A herbicide may appear in more than one group if it contains more than one active ingredient.

2,4-D

Group 4

Formulation

Product	Company	Active ingredient	Formulation	Container size
2,4-D 600 amine (PCP# 17511)	IPCO	560 g/L	Solution	2 x 10 L
2,4-D 600 amine (PCP# 14726)	Nufarm Agriculture	564 g/L	Solution	2 x 10 L, 200 L
2,4-D 600 amine (PCP# 5931)	Loveland Products Canada	560 g/L	Solution	2 x 10 L
2,4-D 600 amine (PCP# 29248)	Loveland Products	560 g/L	Solution	2 x 10 L
2,4-D 700 ester (PCP# 27819)	IPCO	660 g/L	EC	2 x 10 L, 115 L, 205 L
2,4-D 700 ester (PCP# 27820)	Nufarm Agriculture	660 g/L	EC	115 L, 200 L, 500 L
MPower 2,4-D 700 ester (PCP# 30460)	NewAgco Inc	660 g/L	EC	2 x 10 L
2,4-D 600 ester (PCP# 27818) Salvo	Loveland Products Canada	660 g/L	EC	2 x 10 L
2,4-D 700 ester (PCP# 29006)	Loveland Products	660 g/L	EC	2 x 10 L, 115 L

Crops, Staging and Rates

Crop	Stage	Rate
Wheat, barley, rye (not under-seeded with legumes)	From the 4 - leaf expanded to the early flag-leaf (shot blade) stage.	600 g/L formulation: up 0.24 - 0.38 L/acre 700 g/L formulation: up to 0.323 L/acre
Winter wheat, fall rye	Spring: full tillering to the shot blade stage. Fall: do not apply to seedling in the fall.	600 g/L formulation: up to 0.24 - 0.38 L/acre 700 g/L formulation: up to 0.33 L/acre
Field corn	As an overall spray, before the corn is 15 cm tall (leaf extended) and/or before the 6-leaf stage. For later applications (corn 15-75 cm, leaf extended), use a shielded spray or a directed spray with drop pipes. Keep spray off corn foliage.	600 g/L formulation: up to 0.19 - 0.37 700 g/L formulation: up to 0.33 L/acre
Established grasses grown for forage and seed production	Spring: up to the shot blade stage of the grass. Fall: after harvest.	600 g/L formulation: up to 0.38 L/acre 700 g/L formulation: up to 0.33 L/acre
Established pasture and rangeland (without legumes)		600 g/L formulation: up to 1.62 L/acre 700 g/L formulation: up to 1.38 L/acre
Stubble land, roadsides, summerfallow	Apply at a time of rapid growth, usually May, June and/or September.	600 g/L formulation: up to 1.11 L/acre 700 g/L formulation: up to 0.95 L/acre
Golf courses (roughs and fairways only), sod farms	Apply at a time of rapid growth, usually May, June and/or September, before grasses are in the flag-leaf (shot blade) stage.	600 g/L formulation: up to 1.1 L/acre 700 g/L formulation: up to 0.77 L/acre (1.53 L per year)
Weeds and brush control (non-crop land)	Apply at time of rapid growth (usually May, June and/or September).	600 g/L formulation: 1.11 - 3.20 L/acre 700 g/L formulation: 1.31 - 2.75 L/acre
Basal bark and stump treatment		700 g/L formulation: 2.5 Litres in 100 L of diesel fuel. Spray to run-off.

2,4-D (cont'd)**Weeds, Rates and Staging**

Apply at lower rates when weeds are small (2- to 4-leaf), growing rapidly, under good growing conditions. Higher rates are needed when weeds are larger, growing under stress conditions (dry or cold weather) or in heavy infestation.

Susceptible weeds

Apply at: 0.22 - 0.38 L/acre (600 g/L)
0.19 - 0.32 L/acre (700 g/L)

annual sow-thistle	daisy fleabane	lamb's-quarters	stinkweed
ball mustard	false flax	narrow-leaved hawk's-beard	sweet clover (seedling)
bluebur (before the 4-leaf stage)	false ragweed	prickly lettuce	thyme-leaved spurge)
burdock (before the 4-leaf stage)	flixweed*	ragweed	tumble mustard
cocklebur	giant ragweed	redroot pigweed	volunteer canola
common plantain	goat's beard	Russian pigweed	wild mustard
common ragweed	hare's-ear mustard	Russian thistle	wild radish
	Indian mustard	shepherd's-purse	wild sunflower
	kochia	stinging nettle	wormseed mustard

Harder-to-control weeds

Apply at: 0.40 - 0.61 L/acre (600 g/L)
0.34 - 0.53 L/acre (700 g/L)

curled dock (before 4 leaf)	hairy galinsoga	oak-leaved goosefoot	tansy mustard
dog mustard	hawkweed	pineapple weed	tumble pigweed
field pepper-grass	heal-all	prostrate pigweed	velvetleaf
flixweed**	knotweed	purslane	
groundsel	narrow-leaved hawk's-beard**	sheep sorrel	

Very-hard-to-control weeds (top growth only)

Apply at: 0.40 - 0.61 L/acre (600 g/L)
0.45 - 0.53 L/acre (700 g/L)

biennial wormwood	curled dock	hemp-nettle***	scentless mayweed
blue lettuce	dandelion	hoary cress	smartweed***
bull thistle	field bindweed	lady's-thumb***	tartary buckwheat
burdock	field chickweed***	leafy spurge	teasel
buttercup	field horsetail*	mouse-eared chickweed***	volunteer sunflower,
Canada thistle	gumweed	perennial sow-thistle	wild buckwheat***
chicory	hedge bindweed	Russian knapweed	yellow rocket

Brush species

Apply at: 1.11 - 2.22 L/acre (600 g/L)
1.31 - 2.53 L/acre (700 g/L)

alder	cherry	Manitoba maple	western snowberry
balsam poplar	elm	sumac	willow
birch	hazelnut	trembling aspen poplar	

* Late fall applications or spring seedlings ** Spring: prior to bolting *** Use highest listed rate for suppression

Registered Tank Mixes

All formulations of 2,4-D may be recommended in tank mix with other products. Consult the label of the tank mix partner product, and follow the most stringent set of precautions, restrictions and directions for use.

Application Information

How to Apply: Ground and aerial applications. **Water Volume: Ground Applications:** Barley, corn, rye and wheat: 20 - 40 L per acre. **Established Pasture and Rangeland:** 40 - 80 L/acre. Non-crop uses: 40 L/acre or more. **Turf:** 40 - 80 L/acre. Lawns and parks, sod farms, and golf courses: 40 - 80 L/acre. **Brush Species:** 400 - 800 L/acre. **Aerial Applications:** 22 - 66 L/acre. Some formulations of 2,4-D may be applied by air. Check the label for detailed instructions.

Note: Higher application volumes reduced the risk of crop injury.

Application Tips

Recommendations vary from label to label; read label of product used. Do not use on sanfoin, bentgrasses, or freshly seeded grass. Spray during warm weather when the weeds are young and growing actively. Do not spray during periods of high temperatures (> 27°C) when crops may be under stress as damage to the crop may occur. Do not spray during periods of high winds when spray is likely to drift. Coarse sprays are less likely to drift.

How it Works

Systemic, non-selective herbicide. Readily absorbed through leaves or roots. Translocated primarily in phloem with the sugars but can also move with water in the xylem. Accumulation is primarily in the young, rapidly growing meristematic regions of roots or shoots. It inhibits pigments, including chlorophyll, leading to death.

Expected Results

Susceptible plants become malformed before they die.

Restrictions

Effect of Rainfall: **2,4-D amine:** A rain-free period of 4 hrs is needed after application. **2,4-D ester:** A rain-free period of 2 hrs is needed after application. **Grazing:** Do not permit lactating dairy animals to graze fields within 7 days after application. Do not harvest or cut treated crops for forage until 30 days after application. Withdraw meat animals from treated fields at least 3 days before slaughter. **Re-cropping:** No restrictions the year after treatment. **Restricted-entry Interval:** Do not enter treated area within 12 hrs after application.

Environmental Precautions

Toxic to small mammals, birds, aquatic organisms and non-target terrestrial plants. **Leaching:** The use of this chemical may result in contamination of groundwater, particularly in areas where soils are permeable (e.g. sandy soil) and/or the depth to the water table is shallow. **Runoff:** To reduce runoff from treated areas into aquatic habitats, avoid application to areas with moderate to steep slope, bare soil, compacted soil, or clay.

Toxicity

Moderate acute mammalian toxicity. Acute oral LD₅₀ (rats) = technical 300 - 1200 mg/kg. 2,4-D formulations are toxic to small mammals, birds, aquatic organisms and non-target terrestrial plants.

Storage

2,4-D amine requires heated storage. 2,4-D ester may be frozen.

Aatrex

Group 5

Formulation

Product	Company	Active ingredient	Formulation	Container size
Aatrex Liquid 480 (PCP# 18450)	Syngenta	Atrazine 480 g/L	Liquid suspension	1 x 14 L

Crops, Staging and Rates

Timing	Rate	Crop
Pre-plant incorporated	Light and sand: 0.85 - 1.25 L/acre	Silage corn (9.0)
Pre-emergence*	Loam and clay: 1.25 L/acre 0.85 - 1.25 L/acre plus 6.88 L/acre corn oil or	Field corn
Post-emergence (1 - 6 leaf stage)	1.11 - 2.23 XA Oil concentrate	Sweet corn (8.6)

*Rainfall is required within 10 days or a shallow cultivation will be necessary.

Note: For pre-plant incorporated and pre-emergence application, nitrogen solutions or complete liquid fertilizers may replace the water as a carrier. Do not apply after the corn has emerged as there is danger of liquid fertilizer causing crop injury.

Aatrex (cont'd)**Weeds Controlled**

annual smartweed	lamb's-quarters	volunteer clover	wormseed mustard
common purslane	ragweed	wild oats	wild mustard
lady's-thumb	redroot pigweed	wild buckwheat	

Registered Tank Mixes

Fertilizers: For pre-plant incorporated and pre-emergence application, nitrogen solutions or complete liquid fertilizers may replace the water as a carrier. Do not apply after the corn has emerged as there is danger of liquid fertilizer causing crop injury.

Many dry bulk granular fertilizers may be impregnated with Aatrex or Aatrex plus Dual II Magnum or Eradicane 8E as a pre-plant incorporated application to control weeds in corn.

Oil-water emulsions (post-emergent treatment): Atrazine 480.

Pre-plant-incorporated: Aatrex Liquid 480 (0.85 - 1.25 L/acre + DUAL II Magnum (0.5 - 0.7 L/acre).

Application Tips

Continuous gentle agitation is needed. Avoid excessive agitation, especially with oil mixtures as a grease-like mass may form. Use oil mixes at once, and clean tank and system with a strong detergent solution. Use 50 mesh or larger strainers and use only metal filters. Bypass line should discharge to bottom of tank. Band treatments are desirable when cultivation is to alleviate hard soil conditions or to control annual weeds.

How it Works

A systemic herbicide absorbed through both roots and foliage, and it is translocated to the leaves where it inhibits photosynthesis.

Expected Results

Affected plants are slow to emerge and are wilted, yellowish and eventually, turn brown and die. Poor weed control may be expected if improper incorporation is done, or when post-emergent application is made without oil concentrate or sprayed too late. Heavy rainfall on sandy soils may cause leaching and a decrease in weed control and/or crop injury.

Restrictions

Re-cropping: Plant only to corn in year of treatment. The use of atrazine on the prairies is not recommended when corn is grown in rotation with other crops except triazine-tolerant canola. Breakdown of atrazine in the soil is slow and may cause injury to sensitive crops (e.g. cereals, canola, sugar beets) one or more years after application. Crops most tolerant after corn and triazine-tolerant canola are sorghum, then flax, faba beans and peas. The risk of damage to succeeding crops from atrazine residues may be reduced by ploughing or deep tilling treated fields in the fall prior to seeding the next crop in the rotation. Spreading and incorporating manure may also help to reduce the atrazine levels. Uneven application, excessive sprayer overlap or applications in excess of recommended rates will not injure corn but may result in a longer carryover of atrazine residues. A prolonged period of dry weather will also lengthen the time that atrazine residues remain in the soil. **Rainfall:** Rainfall will activate the chemical, carrying it into the root zone where kill will begin. **Grazing:** Do not graze treated immature crops or cut for fodder.

Environmental Precautions

Toxic to non-target terrestrial plants and aquatic organisms. Do not over-spray or drift to non-target aquatic habitats. Leave at least 10 m from the downwind edge of the spray swath to the sensitive terrestrial and aquatic habitats.

Do not mix or load within 30 m of any wells, lake, streams, ponds, dugouts or sinkholes. Heavy rainfall on sandy soils may cause runoff and leaching. To reduce runoff from treated areas into aquatic habitats, consider the characteristics and conditions of the site before treatment. Contamination of aquatic areas as a result of runoff may be reduced by including a vegetative strip (buffer zone) between the treated area and the edge of the water body.

The use of Atrazine may result in contamination of groundwater, particularly on areas where soils are permeable (e.g., sand, loamy sand and sandy loam soils) and/or the depth to the water table is shallow.

Toxicity

Very low acute mammalian toxicity. Acute oral LD₅₀ (rats) Aatrex = 1,075 mg/kg. May cause eye irritation. Very low toxicity to fish and birds.

Storage

Heated storage required. If stored in unheated areas, the product should be warmed and agitated thoroughly prior to using.

Accent

Group 2

Formulation

Product	Company	Active ingredient	Formulation	Container size	Acres treated by one pouch
Accent (PCP# 25116)	E.I. duPont Canada	Nicosulfuron (75%)	Water dispersible granules	133.6 gram (4 x 33.4 g water soluble bags)	10 acres

Crops, Staging and Rates

Crop	Stage	Rate
Field corn	1 - 8 leaves* (6 visible collars)	13.5 g/acre plus 0.2% v/v non-ionic surfactant (Agral 90 or Ag-Surf)
Sweet corn**	1 - 6 leaves* (4 visible collars)	

* The coleoptile (short, blunt leaf) is counted as the first leaf. ** Accent is registered on all sweet corn varieties; however, tolerance may vary depending on variety. Refer to seed supplier for variety tolerance.

Weeds and Staging

Weeds	Staging
barnyard grass fall panicum	1 - 6 leaves (up to 2 tillers)
green foxtail/	1 - 6 leaves (up to 2 tillers)
old witchgrass	1 - 6 leaves (up to 2 tillers)
quackgrass	3 - 6 leaf stage (10 to 20 cm in height - leaf extended)
wild oats	3 - 6 leaves
yellow foxtail (suppression)	1 - 6 leaves (up to 2 tillers)

Registered Tank Mixes

Accent (13.5 g/acre) + Banvel II (0.24 L/acre) + 0.2% v/v non-ionic surfactant (Agral 90 or Ag-Surf).

Accent (13.5 g/acre) + Pardner (0.4 L/acre) + 0.2% v/v non-ionic surfactant (Agral 90 or Ag-Surf).

Application Information

How to Apply: Ground applications only. **Do not apply by air.** **Water Volume:** 40 L per acre.

Application Tips

Warm, moist conditions following application promote the activity of Accent, while cool and/or dry conditions may reduce or delay activity. Poor weed control or crop injury may result from applications made to plants under stress from abnormally hot or cold weather, environmental conditions such as drought, water-saturated soils, hail damage or frost, disease, insect or nematode injury and prior herbicide, or carryover from a previous year's herbicide application. Delay application until stress passes and both weeds and corn resume growth. If corn has been injured by frost, wait 48-72 hours before applying Accent. Severe stress conditions immediately following application may also result in crop injury or poor weed control. Do not apply a foliar organophosphorus insecticide within 7 days before or after applying Accent.

How it Works

Accent is a systemic herbicide that is absorbed by the foliage and translocated to the growing points of the plant. Growth of susceptible plants stops shortly after application. Accent rapidly stops the growth of susceptible species; typical symptoms usually appear within 5 - 7 days, but may not be noticeable for 2 - 3 weeks after application, depending on the prevailing growing conditions.

Accent (cont'd)**Expected Results**

Typical injury symptoms include yellowing, purpling and reddening of the newest leaves and usually appear within 5 - 7 days, but may not be noticeable for 2 - 3 weeks after application, depending upon the prevailing growing conditions. Eventually the entire plant discolours and dies.

Restrictions

Rainfall: A rain-free period of 2 - 4 hrs is needed after application. **Grazing:** Do not graze treated crops or cut for hay. **Pre-harvest Intervals:** Do not harvest field corn until 30 days and sweet corn for 40 days after application.

Re-cropping Restrictions: Winter wheat may be seeded 4 months after application. Barley, corn, spring wheat, canola, soybean, sorghum, white beans, red clover and alfalfa may be seeded 10 months after application. For all other crops a field bioassay is recommended before planting. For all other crops including sugarbeets, a field bioassay is recommended before planting. Do not plant sugarbeet until a field bioassay indicates it is safe to do so.

Environmental Precautions

Accent is toxic to terrestrial plants and aquatic organisms. Leave a buffer zone of at least 2 m between the downwind point of direct application and the closest edge of sensitive terrestrial and aquatic habitats.

Toxicity

Low acute mammalian toxicity. Acute oral LD₅₀ (rats) = >5,000 mg/kg.

Storage

Store in a dry place. Keep water-soluble bags in original outer container or bag away from moisture.

Achieve (Liquid Achieve SC)/ Bison 400L/Marengo/Nufarm Tralkoxydim

Group 1

Formulation

Product	Company	Active ingredient	Formulation	Container size
Liquid Achieve SC (PCP# 28555)	Dow AgroSciences	400 g/L tralkoxydim	Suspension concentrate	2 x 8 L or 96 L
Bison 400L (PCP# 29256)	ADAMA Canada	400 g/L tralkoxydim + adjuvant	Suspension concentrate	8 L + 8 L addit, 96 L
Marengo (PCP# 29289)	Loveland Products	400 g/L tralkoxydim	Suspension concentrate	1 x 8 L Marengo + 1 x 4 L Turbocharge
Nufarm Tralkoxydim (PCP# 30176)	Nufarm Agriculture Inc.	400 g/L tralkoxydim	Suspension concentrate	1 X 8 L

One case of Liquid Achieve will treat 80 acres. Always check and read label rate and package sizes with different product packaging.

Crops, Staging and Rates

No staging restrictions. Apply at 200 mL/acre plus adjuvant.

barley (all 2 or 6 rows)	fall rye	spring wheat (all varieties)	winter wheat all varieties
durum wheat (all varieties)	spring rye	triticale	

Underseeded crops

Apply at 2 - 4 leaf stage of the forage legumes and grasses

Cereal crops underseeded to forage legumes (if not tank-mixed with broadleaf herbicides)

alfalfa	bird's-foot trefoil	clover	sainfoin
---------	---------------------	--------	----------

Forage grasses underseeded to cereals or grown alone

crested wheatgrass	intermediate wheatgrass	creeping red fescue	meadow and smooth brome grass (seed production)
--------------------	-------------------------	---------------------	---

Weeds, Rates and Staging

Weeds	Stage
barnyard grass Persian darnel	1 - 4 leaf
green foxtail yellow foxtail	1 - 5 leaf
volunteer oats wild oats	1 - 6 leaf

Rate

200 mL per acre of Liquid Achieve/Bison 400L/Marengo/Nufarm Tralkoxydim. Add Intake at a rate of 0.66% v/v or 0.66 L per 100 L spray solution or Turbocharge or Nufarm Tralkoxydim adjuvant at a rate of 0.5% v/v or 0.5 L per 100 L spray solution to Liquid Achieve/Bison 400L/Marengo /Nufarm Tralkoxydim. When water analysis indicates bicarbonates levels are 400 ppm or greater, add ammonium sulfate at 0.75 - 1.5 kg/100 L (7.5 - 15 lb/100 gallons) of spray water prior to mixing.

Registered Tank Mixes

For all tank mixes, use 0.2 litres Achieve SC/Bison 400L/Marengo/Nufarm Tralkoxydim plus the following:

Tank-mix partner	Product rates	Crop stage
2,4-D ester	400 mL/acre (600 g/L formulation)	4 leaf to flag leaf stages
Attain XC	Attain XC A: 95 - 130 mL/acre + Attain XC B: 260 - 340 mL/acre	4 leaf to flag leaf stages
Buctril M	400 mL/acre	Apply between 2 leaf to early flag leaf
Curtail M	810 mL/acre	Apply between 3 leaf to early flag leaf
Dichlorprop plus 2,4-D ester	710 mL/acre	Prior to 4 leaf stage of the crop
Infinity	334 mL/acre	Apply at the 1 to flag leaf stage
Lontrel + MCPA ester	Lontrel: 110 mL/acre + MCPA ester 500: 450 mL/acre	Apply between 3 leaf expanded to flag leaf
MCPA ester 500	450 mL/acre	Apply between 3 leaf to early flag leaf
Matador	24 - 32 mL/acre	
Mextrol 450/Logic M, Badge, Mextrol 400	450 mL/acre 560 mL/acre	Spring wheat (including durum) and barley: 2 leaf to early flag leaf
OcTTain XL	450 mL/acre	4 leaf to flag leaf stages
Pardner	Pardner: Maximum rate of 390 mL/acre, Bromotril, Brotex, Koril: maximum rate of 500 mL/acre	
Pixxaro	125 mL/acre Pixxaro A + 235 mL/acre Pixxaro B	Spring wheat, barley: 2 leaf to flag leaf
Prestige XC	Prestige XC A: 130 - 170 mL/acre + Prestige XC B: 600 - 800 mL/acre	Spring wheat and barley: 3 leaf to early flag leaf
Trophy	Trophy A: 240 mL/acre + 450 mL/acre	Spring wheat (including durum) and barley: 3 leaf to early flag leaf
Thumper, Thrasher, Leader, Approve	Thumper: 400 mL/acre, Leader, Thrasher, Approve: 500 mL/acre	Spring wheat (including durum) and barley: 4 leaf to early flag leaf
Decis Flowable (insecticide)	63 - 83 mL/acre	Spring wheat (including durum) and barley: 3 leaf to early flag leaf

Note: Do not tank mix with 2,4-D amine or MCPA amine formulation or with any other herbicide, insecticide, fungicide, fertilizer solution or adjuvant not recommended on the label as poor grass control and/or unacceptable crop injury may result. Check label of individual herbicides as not all products are registered for all the above listed tank mixes.

Do not tank mix Liquid Achieve SC/Bison 400L/Marengo/Nufarm Tralkoxydim with broadleaf herbicides when applying to cereal crops underseeded to forage legumes as the forages may be injured or killed.

Achieve (Liquid Achieve SC)/Bison 400L/Marengo/Nufarm Tralkoxydim (cont'd)

With reduced water volumes, tank mixes with Buctril M, Thumper or Pardner (and associated herbicides) may result in some initial injury in the form of "tip burn." This injury, however, will not have any adverse effect on crop maturity or yield.

Tank mixes with Attain or Prestige may cause temporary crop injury if applied before the 4-leaf stage.

Tank mixes with 2,4-D ester/dichlorprop and Buctril M plus MCPA may cause some injury in barley.

Application Information

How to Apply: Ground or by aerial applications. **Water Volume:** Ground: 20 - 40 L/acre. Air: 12 - 18 L/acre.

Application Tips

Weed Control: Optimum weed control is obtained by applying herbicides when targeted weeds are actively growing. Applying herbicides under stressful conditions (drought, heat, frost, poor soil fertility, flooding or prolonged cool temperature) may delay or reduce weed control. **Crop Safety:** Applications of Achieve SC/Bison 400L/Marengo/Nufarm Tralkoxydim to non-tillered crops exposed to 4°C temperatures before or after spraying should be avoided to prevent the possibility of crop injury. Tillered cereal crops may incur injury if Achieve SC *et al* are sprayed within 48 hours of freezing temperatures. **Sequential applications:** Always apply Liquid Achieve SC/Bison 400L/Marengo/Nufarm Tralkoxydim first and allow 5 - 7 days before applying any other non-registered tank mix herbicide. This is especially critical for Group 2 herbicides.

How it Works

Tralkoxydim is a systemic herbicide that is absorbed through the leaves and translocated to the growing points within the plant where it inhibits an enzyme involved in lipid biosynthesis. Thorough coverage of the foliage is important for consistent grass control.

Expected Results

Grass growth stops in 48 hours. Young shoots turn brown in 7 - 8 days. Complete death of plant will take 2 - 3 weeks.

Restrictions

Rainfall: No effect 1 hour after application. **Grazing:** Immature cereal crops may be grazed, harvested or cut for hay 16 days after treatment. Mature straw may be fed to livestock. Do not feed or graze underseeded forage crops in the year of treatment. **Pre-harvest Intervals:** Immature cereal crops may be grazed or cut for hay 16 days after treatment. Grain may be harvested 60 days after treatment. Mature straw may be fed to livestock. Do not feed or graze underseeded forage crops in the year of treatment; sufficient data are not available to support this use.

Re-cropping Restrictions: Do not replant treated areas to tame oats or corn for at least 4 weeks after application. Other Crops: none.

Environmental Precautions

Do not apply to any body of water. Avoid drifting of spray onto any body of water or other non-target. Do not apply within 15 m by ground and (50 m by air) of non-crop areas. This includes fish-bearing waters, wetlands (potholes, sloughs etc.) and wildlife habitat (hedgerows, rights of way, etc.).

Toxicity

Very low acute mammalian toxicity. Acute oral LD₅₀ (rats) = >5,000 mg/kg.

Storage

Store in a cool, dry place. Keep packages dry at all times. Product is not affected by freezing.

Aim

Group 14

Formulation

Product	Company	Active ingredient	Formulation	Container size
Aim (PCP# 28573)	FMC.Corp. Distributed by Nufarm Agriculture Inc.	Carfentrazone: 240 g/L	Emulsifiable concentrate	0.6, 3.38 L

Crops, Staging and Rates

Prior to seeding of:

Crop	Rate (mL of product per acre)
Canola, rape seed, mustard, flax, sunflower, safflower, buckwheat, dry bean, chickpea, lentil, field peas, soy-bean, barley, corn (field and sweet), pearl millet, proso millet, oats, rye, triticale, wheat (including spring, winter and durum)	14.6 - 46.8
Sorghum	14.6 - 29.2

Use Agral 90 or Ag-Surf at 0.25 L per 100 L of spray solution, or use Merge at 1 L per 100 L of spray solution.

For harvest aid treatment*:

Crop	Rate (mL of product per acre)
Barley, oats, wheat, millet, dry bean, chickpea, field pea	29.2 - 46.8
Sorghum	29.2
Potato	93.2 - 140

Use Agral 90 or Ag-Surf at 0.25 L per 100 L of spray solution, or use Merge at 1 L per 100 L of spray solution.

*DO NOT apply to crops if grown for seed purposes.

Weeds, Rates and Staging

Apply to listed weeds up to 10 cm in height. *Volunteer canola up to 4 leaf stage.

Weeds controlled	Rate (mL of product per acre)
Redroot pigweed	14.6
Above weeds plus lamb's-quarters, round-leaved mallow, hairy nightshade, stinkweed, prostrate pig-weed, smooth pigweed, tumble pigweed, purslane, tansy mustard, tall waterhemp, field pennycress (also known as stinkweed)	23.2
Above weeds plus cocklebur, kochia, volunteer canola* (all herbicide tolerant canola), eastern black nightshade	29.2
Above weeds plus prickly lettuce, corn spurry	46.8

Registered Tank Mixes

Herbicides:

Pre-plant/pre-emergence:

Glyphosate* (0.5 to 1 L per acre of 360 g/L formulation)

2,4-D Ester-700 (0.32 L per acre)

Harvest aid treatment:

Glyphosate* (1 L per acre of 360 g/L formulation)

Reglone**(0.7 to 0.9 L/acre)

*Isopropyl amine or potassium salts only. **For potatoes only.

Aim (cont'd)**Application Information**

Water Volume: Use a minimum of 40 L per acre. Higher spray volumes are required for dense weed stands. Weed control improves with the amount of coverage. **Ground application only.**

Application Tips

Due to rapid absorption by the leaves, translocation is very limited. It is essential to get good plant coverage. Extremes in environmental conditions such as temperature, moisture, soil conditions and cultural practices may affect activity. Under warm moist conditions, herbicide symptoms may be accelerated. While under very dry conditions, the expression of herbicide symptoms may be reduced as weeds hardened off by drought are less susceptible. Aim EC can be applied only one time per growing season.

How it Works

Rapidly absorbed by foliage. Inhibits the PPO enzyme involved in chlorophyll and heme synthesis. This action results in leaky cell membranes and rapid browning and death.

Expected Results

Initial symptoms are observed within hours and death occurs within a few days.

Restrictions

Rainfall: Avoid application when heavy rain is forecast. Heavy rainfall shortly after application may reduce weed control. **Pre-harvest Intervals:** Wait 3 days before harvest except for potatoes which require 7 days.

Grazing: DO NOT graze the treated crop or cut for feed. **Re-cropping:** There are no rotational restrictions 12 months after application.

Environmental Precautions

Recommended buffer zone of 5 metres from any sensitive habitat without the use of any drift control aids.

Toxicity

Acute oral LD₅₀ (rats) > 5,143 mg/kg.

Storage

Store in a cool, dry place and avoid excess heat.

Ally Toss-N-Go/Accurate

Group 2**Formulation**

Product	Company	Active ingredient	Formulation	Container size
Ally Toss-N-Go (PCP# 24388)	E.I. duPont Canada	Metsulfuron methyl (60%)	Water dispersible granules	122 g package: (4 x 30.5) water soluble bags
Accurate (PCP# 29242)	Cheminova	Metsulfuron methyl (60%)	Water dispersible granules	120 gm package

One 122 g package will treat 40 - 60 acres.

Crops, Staging and Rates

Crop	Rate	Stage
Barley	Up to 3 g/acre + non-ionic surfactant	2 leaf to the emergence of the flag leaf
Spring wheat (including durum)		

Crop	Rate	Stage
Forage grasses for forage or seed production		
Creeping red fescue	Up to 3 g/acre + non-ionic surfactant	2 leaf to the emergence of the flag leaf
Orchard grass		
Wheatgrass (crested and intermediate) Timothy (fall application only)*		
Pasture and rangeland		
	10 - 12 g/acre + non-ionic surfactant	

* For fall application to post-emergent timothy which has been established for at least one growing season. Applications should be made from early September until late fall, prior to soil freeze-up.

Weeds and Staging

Weeds must be actively growing at the time of application, unless otherwise indicated.

Ally/Accurate 3 grams/acre + non-ionic surfactant

ball mustard	hemp-nettle	scentless chamomile	tartary buckwheat
bluebur	kochia*	shepherd's-purse	toadflax (suppression)
Canada thistle (suppression)**	lady's-thumb	sow thistle (annual)	volunteer canola (excluding CLEARFIELD canola)
chickweed*	lamb's-quarters	(suppression)**	wild buckwheat
common groundsel	(suppression)****	sow thistle (perennial)	(suppression)***
corn spurry	prostrate pigweed	(suppression)**	wild mustard
cow cockle	redroot pigweed	stinkweed	
flixweed	Russian thistle (suppression)****	stork's-bill	
green smartweed			

* The majority of kochia populations in Alberta have tested resistant to group 2 herbicides.. ** Before the thistle are more than 15 cm tall. *** Cotyledon to 3-leaf stage. **** Before these weeds are more than 8 cm tall.

Ally/Accurate 2 grams/acre + 2,4-D (amine or ester) + non-ionic surfactant

annual sunflower	green smartweed	redroot pigweed	tartary buckwheat*
ball mustard	hemp-nettle	Russian pigweed	toadflax (suppression)
bluebur*	kochia	Russian thistle	volunteer canola (including CLEARFIELD varieties)
Canada thistle (suppression)	lady's-thumb*	scentless chamomile*	wild mustard
chickweed	lamb's-quarters	shepherd's-purse	wild buckwheat (suppression)
common groundsel*	narrow-leaved hawks-beard**	sow thistle (suppression)	wormseed mustard
corn spurry*	plantain	stinkweed	
Cow cockle	prickly lettuce	stork's bill*	
flixweed	prostrate pigweed*	sweetclover	

* Weeds controlled only when Ally + 2,4-D mixture contains Ally Toss-N-Go at 3.0 grams/acre. ** Spring seedling only.

Ally/Accurate 2 grams/acre + MCPA (amine or ester) + non-ionic surfactant

annual sunflower	green smartweed	Russian pigweed	toadflax (suppression)
ball mustard	hemp-nettle	Russian thistle	tumble mustard
bluebur*	kochia	scentless chamomile*	volunteer canola (including CLEARFIELD varieties)
Canada thistle (suppression)	lady's-thumb*	shepherd's-purse	wild buckwheat (suppression)
chickweed	lamb's-quarters	sow thistle (suppression)	wild mustard
common groundsel*	plantain	stinkweed	wormseed mustard
corn spurry*	prickly lettuce	stork's bill*	
cow cockle	prostrate pigweed*	sweetclover	
flixweed	redroot pigweed	tartary buckwheat*	

* Weeds controlled only when Ally/Accurate + MCPA mixture contains Ally Toss-N-Go/Accurate at 3.0 grams/acre. ** Spring seedling only.

Rate

Cereals and forage grasses (for forage or seed production): up to 3 grams/acre plus recommended surfactant (Agral 90, AgSurf, Companion, Super Spreader -Stricker or Liberate) at 0.2 L/100 L of spray solution.

Pasture and rangeland: Western snowberry: 10 grams/acre. **Wild rose:** 12 grams/acre. Add a recommended surfactant (Agral 90, AgSurf, Companion, Super Spreader - Stricker or Liberate) at 0.2 L/100 L of spray solution.

Ally Toss-N-Go/Accurate (cont'd)**Registered Tank Mixes**

Tank-mix partners	Product rate	Crop stage	Remarks
In spring wheat (including durum) and barley			
2,4-D ester or amine 600 500 2,4-D 700 ester	0.28 - 0.36 L/acre (ester) 0.34 - 0.45 L/acre (amine) 0.24 - 0.32 L/acre	Full 3 leaf to just before flag leaf	Add recommended non-ionic surfactant
MCPA 500 amine or ester	0.28 - 0.45 L/acre		
Avenge	1.7 L/acre	2 - 6 leaf (shot blade)	No surfactant is required
Avenge + MCPA ester	1.7 L/acre + 0.28 + 0.45 L/acre		
Puma¹²⁰ Super, Cougar¹	0.15 - 0.31 L/acre	1 leaf to 6 leaf (main stem) + 3 tillers	No surfactant is required
Spring wheat only			
Horizon + Score adjuvant Bullwhip + XA Oil Concentrate¹	92 - 117 mL/acre	2 leaf to flag leaf	Add Score adjuvant at 0.8 - 1.0 % v/v Add XA Oil Conc. at 0.9 - 1.0% v/v
Established creeping red fescue for seed			
Assure II+ Sure Mix adjuvant	0.2 - 0.3 L/acre	2 leaf to flag leaf	Use SureMix at 2 L/1000 L spray solution.

¹Registered for use with Accurate only

E.I.duPont supports the following mixes that are not on the Ally label. Apply mixes according to the most restrictive use limitations for either product. Herbicides: Horizon NG, Puma Advance.

Mixing Instructions

Refer to mixing instructions “b” on page 13.

Application Information

How to Apply: Ground applications only. **Do not apply by air.** **Water Volume:** Cereal and forage grasses: 40 L/acre. Pasture and rangeland: 40 - 91 L/acre.

Application Tips

Effectiveness may be reduced if spray mixture remained in tank for more than 48 hrs. Warm, moist growing conditions promote active weed growth and enhance the activity of Ally/Accurate, allowing maximum foliar uptake and contact activity. If cold, dry conditions prevail, delay treatment until active weed growth resumes. Weeds hardened off by cold weather or drought stress may not be adequately controlled or suppressed and re-growth may occur.

How it Works

Ally/Accurate is absorbed by the foliage and roots, readily translocated throughout the plant and inhibits the cell division.

Expected Results

Ally/Accurate rapidly inhibits the growth of susceptible weeds; however, typical symptoms (discolouration) of dying weeds may not be noticeable for 1 to 3 weeks after application depending upon growing conditions and weed susceptibility. Degree of control and duration of effect depend on weed sensitivity, weed size, growing conditions, soil pH and spray coverage.

Restrictions

Rainfall: Heavy rainfall immediately before or after application may cause temporary lightening of crop. Rainfall within 2 - 4 hours of application may lessen degree of weed control. **Grazing:** Wheat, barley or forage crops may be grazed by or fed to livestock any time after treatment. **Re-cropping Restrictions:** Do not use on soils with pH greater than 7.9. Do not apply to irrigated land where tail water will be used to irrigate other cropland.

Crops for rotation	Soil pH	Minimum cropping interval* (months)	
		Black and Gray Wooded soils	Brown and Dark Brown soils
Alfalfa, peas, flax and red clover	7.5 or lower	22	Field bioassay
Spring wheat, barley and durum wheat	7.9 or lower	10	10
Canary seed	7.9 or lower	48	48
Canola	6.9 or lower	10	22
	7.0 - 7.9	22	34
Flax	6.9 or lower	10	22
	7.0 - 7.9	34	34
Fescue	7.5 or lower	10	Field bioassay
Lentils	6.9 or lower	34	34
	7.0 - 7.9	48	48
Oats	6.9 or lower	10	10
	7.0 - 7.9	10	22
Yellow mustard	7.9 or lower	48	48
All other crops	7.9 or lower	Field bioassay	Field bioassay

* If land has been treated with Ally/Accurate and Assert the same year or in successive years, seed only wheat, excluding durum, until a field bioassay demonstrates that other crops can be seeded. When recropping to broadleaf crops following an Ally application, extend the rotational interval by 1 year if rainfall was less than 130 mm in the Brown and Dark Brown Soil Zones or 250 mm in the Black and Grey Wooded Soil Zones in any year within the stated interval prior to planting.

Environmental Precautions

Highly toxic to non-target plants. Over spray or drift to important wildlife habitats such as shelterbelts, wetlands, sloughs or dry slough borders and woodlots should be avoided. Leave a 15-metre zone between the last spray swath and the edge of any of these habitats. Do not use on highly variable soils that have large gravelly or sandy areas, eroded knolls, or calcium deposits. Do not apply to irrigated land where tail water will be used to irrigate other cropland. Do not contaminate irrigation water. Do not apply within 15 metres of a body of water. **Runoff:** Do not apply to frozen ground where surface runoff may occur.

Toxicity

Low acute mammalian toxicity. Acute oral LD₅₀ (rats) = >5,000 mg/kg.

Storage

Store in a cool, dry place.

Altitude FX/Altitude FX2

Group 2, 4

Formulation

Product	Company	Active ingredient	Formulation	Container size
Altitude FX				
AC 299,263,120 AS (PCP# 26705)	BASF Canada	120 g/L of imazamox	Solution	1.34 L
Starane (PCP# 24815)	BASF Canada	180 g/L of fluroxypyr	EC	4.8 L
MCPA ester 600 (PCP# 27802)	BASF Canada	600 g/L of MCPA ester	EC	7.5 L

Altitude FX/Altitude FX2 (cont'd)

Product	Company	Active ingredient	Formulation	Container size
Altitude FX2				
AC 299,263,120 AS (PCP# 26705)	BASF Canada	120 g/L of imazamox	Solution	2.68 L
Starane (PCP# 24815)	BASF Canada	180 g/L of fluroxypyr	EC	9.6 L

Altitude FX2 must be tank mixed with one of the registered tank mix options found under the "registered tank mix" section below
One case of Altitude FX treats 20 acres. One case of Altitude FX2 treats 40 acres.

Crops, Staging and Rates

CLEARFIELD wheat varieties only. Apply at 3-leaf (after appearance of first tiller) to a 6-leaf stage to ensure optimum crop tolerance. Rate: 67 mL/acre AC299 120AS + 240 mL/acre Starane + 380 mL/acre of MCPA ester 600 + surfactant. (Non-ionic surfactant at 0.25% v/v of spray solution or 2.5 L per 1000 L spray solution).

Note: Surfactant not included with Altitude FX or Altitude FX2. MCPA 600 not included with Altitude FX2.

Weeds and Staging

Grasses: 1-4 true leaf stage up until early tillering (maximum 2 tillers).

Broadleaf weeds: Apply up to 4-leaf stage, unless otherwise indicated.

Grasses

barnyard grass	Persian darnel	volunteer wheat (durum and spring) - non CLEARFIELD	wild oats
green foxtail	volunteer barley	volunteer tame oats	yellow foxtail
Japanese brome*	volunteer canaryseed		

* Suppression

Broadleaves

annual sunflower	flixweed	prickly lettuce	vetch
chickweed	green smartweed*	red root pigweed	volunteer canola (all varieties)
cleavers (1-4 whorl)	hemp-nettle (2-6 leaf)	round-leaved mallow*	volunteer flax (1 - 12 cm)
cocklebur	kochia (incl. group 2 resistant biotype)	Russian thistle*	wild buck wheat
common burdock	lamb's-quarters	shepherd's-purse	wild radish
common ragweed	mustard (except dog and tansy)	stinkweed	
cow cockle		stork's-bill (1-8 leaf)*	

* Suppression

Registered Tank Mixes

For Altitude FX2 only: MCPA Ester 600 (0.38 L/acre) or 2,4-D Ester 700 (0.32 L/acre); Curtail M (0.61 to 0.81 L/acre).

Mixing instructions

Use mixing instructions "b" on page 13. Add anti-foaming agent last, if needed.

Application Information

How to Apply: Ground applications only. **Do not apply by air. Water Volume:** 20 - 40 L/acre.

Application Tips

Initial crop injury may be observed after application but this is outgrown and should not affect yield. Severe crop injury will occur as a result of spray overlap. Avoid sprayer overlap.

Do not spray Altitude FX if temperatures of +5°C or lower are forecasted within 3 days of application. Temperatures near freezing (below 5°C) will prevent optimum herbicide performance, as weeds are not actively growing. Do not apply more than once per year. For best results, treat CLEARFIELD wheat during warm weather when weeds are actively growing and soil moisture is adequate for rapid growth.

How it Works

Absorbed through the foliage and roots. Disrupts plant metabolism causing growth to stop within 24 hours.

Visible symptoms appear within 7 - 10 days and, depending on environmental conditions, weed death occurs within 14 - 21 days after application.

Restrictions

Rainfall: Rainfall within 3 hours of application may reduce activity. **Grazing:** Do not graze or silage the treated crop within 14 days of application or cut for hay within 42 days of application. **Pre-harvest Intervals:** Wheat grain and straw can be harvested 79 days after treatment. **Re-cropping:** The following crops may be grown safely the year following an application: field peas, field corn, canary seed, CLEARFIELD canola, non-CLEARFIELD canola, lentils, spring wheat, durum wheat, spring barley, sunflower, tame oats, flax, chickpea. The following crop may be grown safely two years following an application: mustard (condiment type only). Winter wheat can be grown 3 months after treatment. There are insufficient data for other following crops. Conduct a field bioassay (a test strip grown to maturity) the year before growing any crop other than those listed above.

Environmental Precautions

These products are highly toxic to non-target plants. Avoid situations where drift may occur. Leave a 15-metre buffer zone between sprayed and sensitive areas such as ponds, wetlands, streams, woodlots and shelterbelts. AC 299,263,120 AS contains a petroleum distillate, which is moderately to highly toxic to aquatic organisms. Avoid contamination of aquatic systems during application. Do not contaminate these systems through direct application, disposal of waste or cleaning of equipment.

Toxicity

AC 299,263,120 AS: Low mammalian toxicity. Acute oral LD₅₀ (rats) = 5,000 mg/kg. Starane: has a low mammalian toxicity. Acute oral LD₅₀ (rats) = 3,738 mg/kg. MCPA ester 600: moderate acute mammalian toxicity. Acute oral LD₅₀ (rats) = 1,046 mg/kg. This product contains a petroleum distillate, which is moderately to highly toxic to aquatic organisms. Avoid contamination of aquatic systems during application.

Storage

Store above 5°C. Store in a cool, dry place away from children, animals, food, feed or fertilizers. Keep from freezing.

Amitrol 240

Group 11

Formulation

Product	Company	Active ingredient	Formulation	Container size
Amitrol (PCP# 25684)	Nufarm Agriculture Inc.	Amitrol	231 g/L	10 L, 450 L

Crops, Staging and Rates

Crops	Rate	Weeds controlled	Day to plant
Pre-seed: wheat, barley, canola	1.7 L/acre	dandelion, annual weeds	0 - 1
Pre-seed: corn and soybeans	3.3 - 6.7 L/acre	quackgrass, canada thistle, broadleaf and annual weeds	10 - 14 days
Pre-seed: white beans		dandelion, annual weeds	
Pre-seed: field peas	1.7 L/acre	dandelion, annual weeds	5 - 7
Post harvest	5.0 - 6.6 L/acre	Canada thistle, perennial sow-thistle	
Alfalfa/clover stand removal	1.7 - 3.4 L/acre	alfalfa, dandelion, annual weeds	
Established shelterbelts	7.6 - 11.3	Canada thistle, cattails, dandelions, hoary cress, field horsetail, leafy spurge, milkweed, perennial sow thistle, poison ivy, quackgrass, toadflax	
Spot treatments for pasture and non-crop land	0.165 L in 25 L of water to treat 10 x 10 m. area		

Amitrol 240 (cont'd)**Weeds, Rates and Staging**

Prior to seeding: Dandelion and annual weeds - apply 1.7 L/acre to actively growing weeds less than 10 cm tall. Do not cultivate for 10 - 14 days.

Post-harvest: Canada thistle, perennial sow-thistle - apply when thistles have 10 - 15 cm of new growth. Do not cultivate for 2 weeks after application. Do not replant any crops in the treated areas except soybean, corn, white bean, wheat, barley, canola, and field peas.

Apple orchards: Annual weeds, Canada thistle, dandelions, field horsetail, hoary cress, poison ivy, poison oak, perennial sow-thistle, quackgrass (suppression).

Shelterbelts: Annual weeds, Canada thistle, dandelions, poison ivy, poison oak, perennial sow-thistle, quackgrass (suppression).

Pasture and non-cropland (roadsides, fencerows, ditch banks):

Weeds	Rate	Application directions
Canada thistle, perennial sow-thistle	5.0 - 11.3 L/acre	Apply when most thistles are in the early bud to bloom stage. Do not cultivate for 3 weeks. Do not till infested areas during the fall or spring before treatments
cattails	15 - 18.5 L/acre	Apply after catkins are fully formed and up to frost. Do not disturb sprayed plant. Do not apply where water will be used for irrigating, drinking or other domestic uses. Do not apply where water is not wholly confined to users property.
dandelions	1.7 - 5.0 L/acre	Treat when dandelions are young and actively growing. Tillage can occur 3 weeks after treatment but is not necessary.
field horsetail	5 - 6.6 L/acre	Spray when horsetail is growing vigorously. Usually when 10-15 cm in height.
hoary cress	7.5 - 11.0 L/acre	Spray during advanced rosette and bud stages. Treated area should not be mowed. If necessary re-treat with one half the original rate when re-sprouts are 10 to 15 cm tall.
leafy spurge	15 - 18.5 L/acre	Spray between the advanced flowering and early seed development stage. Treated areas should not be mowed but may be plowed after top growth is bleached. Spot treat regrowth the following year.
milkweed	7.5 - 11.0 L/acre	Treat in early summer when a majority of shoots have emerged. Spot treat any regrowth the following year.
poison ivy, poison oaks	3.7 L/acre	Apply in 200 to 400 litres of water per acre as an overall spray or as a spot treatment. Apply anytime after foliage is fully developed in spring until plant begins to turn colour in the fall. Spray thoroughly, wet leaves, stems and suckers to ground line.
quackgrass	5.0 - 11.3 L/acre	Apply when quackgrass is 10 - 15 cm tall. For best results, cultivate 3 weeks after treatment.
toadflax	7.5 - 11.0 L/acre	Treat during advanced rosette to prebud stage. Till 3 weeks after treatment, when top growth is bleached. Spot treat any regrowth the following year.

Application Information

How to Apply: Ground applications only. **Do not apply by air.** **Water Volume:** **Non-crop areas:** 40 - 120 L/acre, **Crop Areas:** 20 - 80 L/acre, **Shelterbelts:** 40 - 120 L/acre.

Application tips

Avoid using rates greater than 8 L/acre during preplant application on light soils with low organic matter. Spray to point of runoff, complete coverage of weeds essential. For good control, complete coverage of weeds is essential. Under or around desirable plants or trees, avoid contact with foliage, green stems or fruit as severe injury or destruction may result. Use a hooded sprayer if necessary. Do not disturb or mow treated plants for 3 weeks after treatment. If no tillage is possible, then spot treat weed regrowth or respray at 1/2 original rate. Do not contaminate any body of water. Do not apply where water will be used for irrigating, drinking or other domestic use. Do not spray near sparks or open flame For best results, apply Amitrol 240 in the early morning or evening when the humidity is higher. Avoid application when daytime temperatures exceed 25°C or when air conditions are very dry.

How it Works

Systemic herbicide that inhibits chlorophyll production. Moves through foliar and root system.

Expected Results

Whitening begins in 7 - 14 days and plants die. Poor results may be expected if poor coverage, inadequate rate, plants over-mature or under drought stress or if tilled too soon after application.

Restrictions

Rainfall: Heavy rain within 6 - 8 hours reduces effectiveness. **Grazing Restrictions:** Do not graze treated crops or weeds; sufficient data is not available to support such use. **Re-cropping Restrictions:** Crops, other than those listed in a pre-seed application may be seeded 8 months after treatment with Amitrol 240.

Environmental Precautions

Do not contaminate any body of water. Use caution to prevent spray, spray mist, or vapours from drifting off target. Spray drift may cause damage to crops or vegetation.

Toxicity

Moderate acute mammalian toxicity. Acute oral LD₅₀ (rats) = technical amitrole >4,000 mg/kg, technical ammonium thiocyanate - carrier 764 mg/kg. May be irritating to skin and eyes. Non-toxic to fish and birds.

Caution: Possible human goitrogen. Do not apply on foraging bees.

Storage

Do not store near food or feeds. Store away from area where temperature could reach greater than 50°C. Do not store below 4°C. No shelf life limitation. Do not freeze, however; if frozen, contents will crystallize - to re-suspend, warm to 27°C and agitate as necessary.

Ares

Group 2

Formulation

Product	Company	Active Ingredient	Formulation	Container size
Ares (PCP# 30188)	BASF Canada	33% imazamox and 15% imazapyr; 48 g/L	Liquid	1 x 9.8 L jug per 40 acre case + Merge 8.1 L jug

One case does 40 acres.

Note: The Merge surfactant is included in the package.

Crops, Staging and Rates

Rate: 244 mL/acre

Crop	Stage
CLEARFIELD canola	2 - 7 leaf stage
CLEARFIELD oilseed mustard (<i>Brassica juncea</i>)	2 - 7 leaf stage
CLEARFIELD lentils	1 - 9 node stage

Weeds and Staging

Grasses: 1 to 6 main stem leaves, until tillers are visible stage unless other- wise indicated:

barnyard grass	wild oat
green foxtail	yellow foxtail
Persian darnel	volunteer cereals
spring germinating Japanese brome grass ¹	wheat (excluding CLEARFIELD varieties)

¹ Spring germinating Japanese brome grass 1-4 leaf stage

Ares (cont'd)

Broadleaf weeds: cotyledon to 4 leaf stage unless otherwise indicated:

Broadleaf weeds

cleavers (up to 4 whorls)³
 cow cockle
 green smartweed
 hemp-nettle
 lamb's-quarters²
 redroot pigweed
 round-leaved mallow
 Russian thistle

shepherd's-purse
 volunteer canola (not CLEARFIELD varieties)
 volunteer tame mustard (not CLEARFIELD oilseed (*B. juncea*) varieties)
 wild buckwheat²
 wild mustard³
 stinkweed

² Controlled at cotyledon to 6 leaf stage

³ Does not include Group 2 resistant biotypes

Registered Tank Mixes**Herbicides:**

In CLEARFIELD canola only: Lontrel 360 at 84 mL/acre or Lontrel Dry Soluble Granular at 40 g/acre. **In CLEARFIELD canola and CLEARFIELD oilseed mustard:** Equinox (54 to 81 mL/acre).

Note: The above mixes are those listed on the Ares label only.

Adding ingredients in the correct order is critical for optimum performance. Check labels of products to be mixed for directions.

Application Information

Rate: 244 mL/acre (40 acres per case). **With:** Apply with ground equipment only. **Aerial Application:** DO NOT apply by air. **Water Volume:** 20 to 40 L per acre.

Application Tips

Use a combination of nozzles and pressure designed to deliver thorough, even coverage and a minimum of fine droplets that are prone to drift.

DO NOT spray if temperatures of +5°C are forecast within 3 days of application. Treat crops during warm weather when weeds are actively growing and soil moisture is adequate for rapid growth. Under cool or dry conditions, control of some weeds may be severely reduced.

How it Works

Ares is absorbed by foliage and roots and disrupts plant metabolism, causing growth to stop. Maximum efficacy results from foliar applications to young, actively growing plants.

Expected Results

Susceptible weeds may stop growing within 24 - 48 hours. Yellowed growing points, yellow striping and purplish or reddish discoloration of the leaves may occur. Leaves begin to die in 3 - 10 days, starting with the youngest and moving to the older leaves. Death of the plant may occur in 1 - 3 weeks.

Restrictions

Apply Ares only once per year. DO NOT enter or allow worker entry into treated areas during the restricted entry interval (REI) of 12 hours.

Rainfall: Avoid application when heavy rain is forecast. **Grazing:** Not specified. **Pre-harvest Intervals:** DO NOT apply within 60 days of harvesting CLEARFIELD canola and CLEARFIELD oilseed Brassica juncea. **Re-cropping Restrictions:** Field peas, lentils, CLEARFIELD canola, canaryseed, oat, barley, field corn, chickpeas and spring wheat may be seeded the first full season after application. Flax, canola, durum wheat and sunflower may be seeded the second full season after application. The company recommends that a field bio-assay (a test strip grown to maturity) be conducted the year before growing any crops other than those listed above.

Environmental Precautions

Avoid spraying in situations where drift may occur. Leave a buffer zone of at least 11 m between the outside boundary of the sprayed area and sensitive areas such as shelterbelts, hedgerows, wetlands, woodlots, vegetated ditch banks, ponds, streams and sloughs.

Toxicity

Acute oral LD₅₀ (rats) > 5,000 mg/kg.

Storage

Store in a cool, dry place.

Armezon

Group 27**Formulation**

Product	Company	Active Ingredient	Formulation	Container size
Armezon (PCP# 30131)	BASF Canada	336 g/L topramezone	Suspension	4 x 600 mL

One case does 160 acres.

Crops, Staging and Rates

Rate: 15 mL/acre.

For stand-alone applications, use appropriate adjuvant: Field corn - Merge at 1.25% v/v. Sweet corn - Assist at 1.25% v/v + 28% UAN at 1.25% v/v.

Crop	Stage
Roundup Ready corn, field corn, sweet corn	1 - 7 leaf stage

Weeds and Staging

Broadleaf weeds: 1 to 8 leaf stage unless otherwise indicated:

Broadleaf weeds

Common chickweed
Common lamb's quarters
Common ragweed
Pale smartweed

Red root pigweed
Wild mustard
Volunteer canola (all types)¹

¹ Submitted for registration

Registered Tank Mixes

Herbicides: Glyphosate tolerant corn: glyphosate at registered rates.

Application Information

Water Volume: 40 L per acre.

Application Tips

DO NOT spray if temperatures of +5°C or lower are forecast within 3 days of application. Treat crops during warm weather when weeds are actively growing and soil moisture is adequate for rapid growth. Under cool or dry conditions, control of some weeds may be severely reduced.

How it Works

Topramezone is absorbed through foliage and is translocated to the meristematic regions. It inhibits the HPPD enzyme causing bleaching of leaves.

Expected Results

Rapid bleaching of leaves within days and plant death within 7 - 14 days.

Armezon (cont'd)**Restrictions**

Rainfall: Avoid application when heavy rain is forecast. **Grazing:** Do not graze treated fields or cut for feed within 45 days of application. **Pre-harvest Intervals:** 45 days from application to harvest. **Re-cropping:** Winter wheat may be seeded after 4 months from application, and the year after application, spring wheat, field corn, navy (white) beans, soybeans, field peas and alfalfa can be seeded.

Environmental Precautions

Avoid spraying in situations where drift may occur. Leave a buffer zone of at least 1 m between the outside boundary of the sprayed area and sensitive areas such as shelterbelts, hedgerows, wetlands, woodlots, vegetated ditch banks, ponds, streams and sloughs.

Toxicity

Acute oral LD₅₀ (rats) > 2,000 mg/kg.

Storage

Store in a cool, dry place.

Arsenal

Group 2**Formulation**

Product	Company	Active ingredient	Formulation	Container size	Acres treated by 9.5 L jug
Arsenal (PCP# 23713)	BASF Canada	240 g/L Imazapyr	Aqueous solution	9.5 L	7.9

Note: This product is to be applied by licensed applicators only.

Crop, Staging and Rates

Rate: 121 mL/acre, 30 mL/100 ft² small areas.

Non-crop/non-graze areas such as industrial sites or rail road ballast. Spot treatments for hydro, pipeline and rail rights-of-way; pipeline stations including well sites; battery stations and compressor or valve stations. Site preparation prior to planting white spruce seedlings in the Boreal Forest Region.

Weeds and Staging

Apply post-emergence to actively growing weeds.

Annual grasses

annual bluegrass foxtail spp. old witchgrass

Annual broadleaves

annual sow-thistle hemp-nettle pigweed spp. sow-thistle (annual)
 black medic kochia* pineappleweed stinkweed
 common groundsel (common) lamb's-quarters rough cinquefoil wild buckwheat
 fleabane spp. mustard spp. Russian thistle

Biennials

bull thistle burdock goat's-beard mullein spp.

Perennials

bladder campion dog-strangling vine plantain spp. tufted vetch
 bromegrass fescue spp. poison ivy wild grape
 Canada bluegrass field bindweed quackgrass wild strawberry
 Canada thistle milkweed sheep sorrel yellow nutsedge
 clover spp. mouse-ear chickweed sulfur cinquefoil
 dandelion ox-eye daisy toadflax

Annual grasses**Woody species (seedlings)**

maple	poplar	raspberry	wild rose
-------	--------	-----------	-----------

Prior to planting spruce seedlings

aspen	bluejoint reedgrass
-------	---------------------

* **Note:** Prairie-wide surveys of kochia fields have found approximately 90% of kochia populations that are Group 2 herbicide resistant. Without testing to confirm, assume the kochia in your field is resistant and will not be controlled by this product alone.

Registered Tank Mixes

None.

Application Information

How to Apply: Ground applications only. **Do not apply by air.** **Water Volume:** 40 - 223 L/acre.

Application Tips

Apply in sufficient water (40 - 223 L/acre) to wet all foliage during periods of active growth. Do not mix or store in unlined steel (except stainless steel) containers or spray tanks. Do not use where roots from desirable vegetation may extend into the treated area. Maintain a distance from desirable trees equal to at least twice the distance from the trunk to the drip-line. Do not apply where runoff water may flow onto agricultural land.

How it Works

Absorbed by both roots and foliage of sensitive vegetation. Translocated throughout the plant including the root system in both the xylem and the phloem. Non-selective. Plant stops growing shortly after application.

Expected Results

Plants stop growing within 24 - 48 hours. Yellow, purplish and/or red discoloration of the leaves may occur. The growing point of the plant and the youngest leaves begin to die first, with symptoms eventually progressing to older leaves. Chlorosis and tissue necrosis may not be apparent in some plant species until 2 weeks after application. Complete kill of plants may not occur for several weeks.

Restrictions

Rainfall: Rainfall within 2 hours may decrease foliar activity. Rainfall does not affect root activity or the control of non-emerged sensitive species. **Grazing Restrictions:** Do not graze the treated area or cut for hay. **Re-cropping Restrictions:** Non-crop/non-graze applications only.

Environmental Precautions

Arsenal is toxic to non-target aquatic and terrestrial plants. Leave 20 metres from the downward edge of the spray boom to sensitive terrestrial habitats. (Buffer zones for protection of terrestrial habitats are not required for use on rights-of-way, including railroad ballast, rail and hydro rights-of-way, utility easements and roads). Do not apply where runoff water may flow onto agricultural land as injury to crops may result.

Toxicity

Low acute mammalian toxicity. Acute oral LD₅₀ (rats) 5,000 mg/kg. Non-toxic to fish, birds and bees.

Storage

Store above -12°C. Arsenal should not be mixed or stored in unlined steel (except stainless steel) containers or spray tanks.

Assert 300 SC/Avert

Group 2

Formulation

Product	Company	Active ingredient	Formulation	Container size
Assert 300 (PCP# 21032)	Nufarm Agriculture Inc.	300 g/L Imazamethabenz-methyl	SC	2 x 10.8 L jug
Acidulate (pH adjuster)	Nufarm Agriculture Inc.	Sodium bisulfate	WSG	2 x 2.5 kg bags
Avert (PCP# 29618)	Loveland Products	300 g/L Imazamethabenz-methyl	SC	2 x 10.8 L jug
Acidulate (pH adjuster)	Loveland Products	Sodium bisulfate	WSG	2 x 2.5 kg bag

Crops, Staging and Rates

Rate: 340 mL - 670 mL/acre.

Crops	Recommended stage
Spring and durum wheat (8.3)	Up to and including 6 leaf stage before the flag leaf
Barley (8.5)	
Annual ryegrass (seed production only) (8.5)	4 - 6 leaf stage
Sunflower	2 - 8 leaf stage. Crop must be less than 38 cm tall for regular varieties and less than 30 cm high for semi-dwarf varieties and less than 10 cm tall for dwarf varieties.

Note: Sunflower rate: 0.34 L/acre.

Weeds, Rates and Staging

Weeds controlled	Staging	Rates	Acres to treat per 10.8 L jug
wild oats	1 - 3 leaf stage	0.54 L/acre	20 acres
wild oats	4 leaf stage	0.67 L/acre	16 acres
wild mustard stinkweed	Cotyledons - 6 leaf stage	0.34 L/acre Sunflower rate	32 acres
wild buckwheat* tartary buckwheat* volunteer canola, (except CLEARFIELD canola)	Cotyledons - 4 leaf stage	0.54 L/acre	20 acres

* Suppression only

Registered Tank Mixes

Tank-mix partners	Product rate	Remarks
In spring wheat (including durum) and barley		
2,4-D ester*	Up to 0.32 L/acre (700 g/L formulation)	Black and Gray Wooded soil zones: tank-mix Assert: 0.67 L/acre. Brown and Dark Brown soil zones: tank-mix Assert: 0.54 L/acre, if the majority of wild oats are in the 1-3 leaf stage; 0.67 L/acre of Assert if wild oats are in the 4-leaf stage.
Attain**	Attain A: 0.24 L/acre + Attain B: 0.40 L/acre	
Curtail M**	0.81 L/acre	
Dichlorprop ¹	0.71 L/acre	
Estaprop XT*	0.48 L/acre	
Nuance** + 2,4-D ester	Nuance (4 g/acre) + 2,4-D LV 700 (0.24 L/acre)	
Frontline XL**	0.640 L/acre + pH adjuster (0.25% v/v)	
Frontline 2,4-D**	Frontline 2,4-D XC A: 40 mL/acre + Frontline 2,4-D XC B: 340 mL/acre + pH adjuster (0.25% v/v)	

Tank-mix partners	Product rate	Remarks
Flurox 24**	Fluroxpyr: 0.24 L/acre 2,4-D ester 700: 0.38 L/acre	4 leaf - early flag leaf
Infinity**	0.336 L/acre	Use the 0.67 L/acre rate only
MCPA ester*	Up to 0.38 L/acre (600 g/L formulation)	Black and Gray Wooded soil zones: tank-mix Assert: 0.67 L/acre. Brown and Dark Brown soil zones: tank-mix Assert: 0.54 L/acre, if the majority of wild oats are in the 1-3 leaf stage; 0.67 L/acre of Assert if wild oats are in the 4-leaf stage.
Prestige**	Prestige A (0.32 L/acre) + Prestige B (0.81 L/acre)	
Cordon	0.12 L/acre	
Cordon + MCPA	0.12 L/acre + 0.28 L/acre	
Cordon + RefineSG/ Deploy/Nimble	0.12 L/acre + 6 g/acre (9 gm Refine SG)	
Refine SG/Deploy/ Nimble**	8 g/acre (12 gm Refine SG)	
Refine SG/Deploy/Nimble + MCPA**	8 g/acre (12 gm Refine SG) + 0.24 - 0.38 L/acre (600 g/L formulation)	
Spectrum**	Spectrum A (0.04 L/acre) + Spectrum B (0.51 L/acre) + pH adjuster (0.25% v/v)	Black and Gray Wooded soil zones: tank-mix Assert: 0.67 L/acre. Brown and Dark Brown soil zones: tank-mix Assert: 0.54 L/acre, if the majority of wild oats are in the 1-3 leaf stage; 0.67 L/acre of Assert if wild oats are in the 4-leaf stage.
Stellar**	Stellar A: 0.4 L/acre + Stellar B: 0.24 L/acre + pH adjuster (0.25% v/v)	
Trophy**	Trophy A (0.24 L/acre) + Trophy B (0.45 L/acre + pH adjuster (0.25% v/v)	
In spring wheat (including durum) only		
Turboprop 600**	0.7 L/acre	All soil zones: Assert: 0.54 L/acre

Loveland also supports Avert with Stellar, OcTTain XL and Momentum. Apply mixes according to the most restrictive use limitations for either product. For more detailed instructions, please contact your local Loveland

* Use a spray volume of 20 - 40 L/acre ** Use a spray volume of 40 L/acre † Use Dichlorprop from the 4 leaf to 6 leaf stage to avoid crop injury.

Mixing Instructions

Use mixing instructions “b” on page 13. First add the tank mix partner then the pH adjuster, then the Assert/Avert. Use one package of spray water pH adjuster per jug of Assert/Avert.

Application Information

How to Apply: Ground applications only. **Do not apply by air.** **Water Volume:** Cereals: 20 - 40 L/acre. Note: Use Assert with pH adjuster (one bag per 10.8 L jug) or poor weed control may occur. For ground-driven pump systems, ensure spray water pH adjuster is dissolved before engaging pump.

Application Tips

Do not apply Assert/Avert within 5 days of any herbicide that is not a registered tank mix. Do not make more than one application of Assert per growing season. Do not apply Assert/Avert to the same field in two successive years. Do not spray Assert when freezing temperatures are forecast. **Note:** the additive effect of soil residues from the use of Assert 300SC herbicide and Ally, Curtail M, Odyssey, Pursuit or Prestige herbicides on the same land has not been determined.

How it Works

Absorbed by foliage and roots and translocated to the growing points in the plant. Disrupts plant metabolism, causing growth to stop in susceptible plants. Works best at warm temperatures. Do not apply to drought-stressed sunflower.

Expected Results

Absorbed through the foliage and roots of wild oats, wild mustard and stinkweed, wild buckwheat, and tartary buckwheat plants. Susceptible plants stop growing soon after spray application. Obvious signs of plant death may not be seen in some plants until 2 weeks later but the competitive effect of these plants will have been removed. Death may not occur for several weeks.

Assert 300 SC/Avert (cont'd)**Restrictions**

Effect of Rainfall: Do not apply if rain is predicted within 6 hours. **Grazing:** Do not graze treated fields or cut treated forage for silage or hay; sufficient data are not available to support such use. (Barley, wheat grain or straw from fields treated with Assert can be fed to livestock.) **Re-cropping:** Rotation to the following crops can be made. **One-Year After Application:** *Black and Grey Wooded soil zones:* spring wheat, durum wheat, barley, sunflower, canola, flax, peas. *Brown and Dark Brown soil zones:* spring wheat, durum wheat, barley, sunflower, and CLEARFIELD canola. **Two Years After Application:** Following crops can be grown in all soil zones: spring wheat, durum wheat, barley, sunflower, peas, canola, flax, oats, canary grass. Conduct a field bioassay before planting lentils and sugar beets.

Note: The additive effect of soil residues from the use of Assert and Ally, Curtail M and Prestige on the same land has not been determined. Crop rotation guidelines and minimum rotation intervals are not known and injury to rotational crops other than wheat (excluding durum) may occur. Where these herbicides have been used, plant only wheat (excluding durum) until a bioassay demonstrates that other crops can be successfully grown.

Environmental Precautions

Avoid application of Assert within 15 metres of water bodies (lake, pond, slough, streams, rivers).

Toxicity

Low acute mammalian toxicity. Acute oral LD₅₀ (rats) = 3,078 mg/kg. Non-toxic to fish, birds, and bees.

Storage

Store between 0° - 35° C. Do not freeze. Shake well before using.

Assert FL

Group 2**Formulation**

Product	Company	Active ingredient	Formulation	Container size
Assert 300 (PCP# 21032)	Nufarm Agriculture Inc.	300 g/L Imazamethabenz-methyl	SC	13.5 L
Frontline A (PCP# 27029)	Dow AgroSciences	50 g/L Florasulam	EC	0.8 L
Frontline B (PCB # 27030)	Dow AgroSciences	500 g/L MCPA	EC	5.61 L
PH adjuster	Nufarm Agriculture Inc.	Sodium bisulfate	WSG	3.12 kg

Crops, Staging and Rates

Crops	Staging	Rate and acres to treat per package
Barley	2 - 6 leaf stage	Assert: 0.67 L/acre; Frontline A: 40 mL/acre; Frontline B: 0.28 L/acre. One case of Assert FL treats 20 acres.
Spring and durum wheat		

Weeds and Staging

Control		Suppression	
annual sunflower	hemp-nettle	smartweed	annual sow thistle
ball mustard	kochia	stinkweed	Canada thistle
burdock	lamb's-quarters	volunteer canola*	dandelion(seedlings and overwinter rosettes, < 15 cm)
cleavers	prickly lettuce	wild buckwheat	perennial sow thistle
common chickweed	redroot pigweed	wild mustard	plantain (top growth)
common ragweed	Russian pigweed	wild oats	stork's-bill
flixweed	shepherd's-purse		

*Including all herbicide tolerant varieties

Note: broadleaf weeds controlled up to 4 leaf stage, wild oats controlled up to 6 leaf stage.

Registered Tank Mixes

None.

Application Information

How to Apply: Ground only. **Water Volume:** 20 - 40 L/acre. Note: Use Assert FL with pH adjuster (one bag per 10.8 L jug) or poor weed control may occur. For ground-driven pump systems, ensure spray water pH adjuster is dissolved before engaging pump.

Application Tips

Do not apply to crops underseeded to legumes. Apply Assert FL early post-emergence to the main flush of weeds. Warm, moist conditions that promote active weed growth, small weed size, competitive crop and good growing conditions after application will optimize the weed control. Weeds hardened off by cold weather or drought stress may not be adequately controlled or suppressed, and regrowth may occur. For best results, ensure adequate spray coverage of the target weeds. Only weeds that have emerged at time of application will be controlled. If the foliage of the weed is wet at the time of application, control may be reduced. **Note:** the additive effect of soil residues from the use of Assert 300SC herbicide and Ally, Curtail M, Odyssey, Pursuit or Prestige herbicides on the same land has not been determined.

How it Works

Assert is absorbed by foliage and roots and translocated to the growing points in the plants. Disrupts plant metabolism causing growth to stop in susceptible plants. Frontline tank mix is readily absorbed by the weed foliage. The florasulam inhibits the ALS enzyme in plants, resulting in a rapid halt in growth followed by yellowing and reddening of the foliage, followed by death of susceptible weeds. The MCPA portions of Frontline mimic the naturally occurring plant hormones and control the weeds by disrupting normal plant growth patterns.

Expected Results

Wild oats: Stop growing within 24 - 48 hours. Yellow striping and purplish discoloration of the leaf may occur. Leaves begin to die in 3 - 10 days, starting with the youngest and moving to the older leaves. Death of the plant may occur in 1 - 3 weeks. Symptoms may occur more slowly at lower temperatures and high rainfall. **Broadleaf weeds:** Weeds susceptible to the Frontline tank mix will stop growing almost immediately. The weeds turn yellow or reddish. Symptoms such as yellowing and red colouration may not be noticeable for 1 - 2 weeks. Some twisting may also be observed on weeds. Warm, moist conditions, small weed size and competitive crop will optimize weed control provided.

Restrictions

Effect of Rainfall: Heavy rainfall immediately after application may wash the chemical off the foliage, and a repeat treatment may be required. Do not apply if rainfall is forecast for the time of application. **Grazing:** Do not graze treated fields or cut treated forage for silage or hay; sufficient data are not available to support such use. (Barley, wheat grain or straw from fields treated with Assert FL can be fed to livestock.) **Re-cropping:** Rotation to the following crops can be made. **One-Year After Application:** *Black and Grey Wooded soil zones:* spring wheat, durum wheat, barley, sunflower, canola, flax, peas. *Brown and Dark Brown soil zones:* spring wheat, durum wheat, barley, sunflower, and CLEARFIELD canola. **Two Years After Application:** following crops can be grown in all soil zones: spring wheat, durum wheat, barley, sunflower, peas, canola, flax, oats, canary grass. Conduct a field bioassay before planting lentils and sugar beets.

Environmental Precautions

Avoid application of Assert FL within 15 metres of water bodies (lake, pond, slough, streams, rivers).

Toxicity

Low acute mammalian toxicity. Acute oral LD₅₀ (rats) = 3,078 mg/kg. Non-toxic to fish, birds, and bees. Frontline A: has extremely low acute toxicity. Acute LD₅₀ = >6,000 mg/kg. Frontline B: has moderate acute toxicity. Acute LD₅₀ of technical = 700 - 800 mg/kg.

Storage

Store between 0° - 35° C. Do not freeze. Shake well before using.

Assure II/Yuma GL

Group 1

Formulation

Product	Company	Active ingredient	Formulation	Container size
Assure II (PCP# 25462)	E.I. duPont Canada	Quizalofop-p-ethyl: 96 g/L	EC	1 x 8 L, 640 L
Sure-Mix (PCP# 25467)		Surfactant blend (30%) + Petroleum Oil (60%)		1 x 8 L, 640 L
Yuma GL (PCP# 30100)	Gowan Company	Quizalofop-p-ethyl: 96 g/L	EC	1 x 8 L
XA Oil Concentrate (PCP# 11769)	UAP Canada	Surfactant blend (17%) + mineral oil (83%)		1 x 8 L

Crops, Staging and Rates

No stage restrictions. Rate: 150 - 300 mL/acre depending on weeds and pressure.

alsike clover (est., seed production)	crambe ¹	oriental , brown, yellow mustard,	soybeans
camelina ¹	creeping red fescue (seed production)	Ethiopian (carinata) mustard ¹	sugar-beet
canola	cucurbit vegetables (Group 9)	peas (field and processing)	sunflowers ¹
chickpea	fababeans	red clover (est., seed production)	
common dry beans (pinto, navy, great northern, small red)	flax	seed alfalfa	
	lentils	seedling legumes (seed production)	
	lupins, narrow leaved ¹	snap beans	

*Seedling legumes includes bird's-foot trefoil, alsike, red, white and sweet clover, and sainfoin. ¹ Only registered for application with Assure II.

Weeds, Rates and Staging

Weeds controlled	Weed leaf stage	Rate
green foxtail volunteer barley	2 leaf to early tillering	Assure II: 0.15 L/acre + Sure-Mix: 0.5 - 1% v/v Yuma GL: 0.15 L/acre + XA oil conc: 0.5 - 1.0% v/v
volunteer corn	2 - 6 leaf	
volunteer oats ¹ volunteer wheat	2 leaf to early tillering	
wild oats*	1 - 5 leaf without tillers	
barnyard grass	2 leaf to early tillering	Assure II: 0.20 L/acre + Sure-Mix: 0.5 - 1% v/v Yuma GL: 0.20 L/acre + XA oil conc.: 0.5 - 1.0% v/v
downy brome	2 - 5 leaf	
wild oats	1 - 5 leaf to early tillering (up to two tillers)	
foxtail barley ²	3 - 4 leaf (plus 3 tillers)	
fall panicum old witchgrass prosomillet yellow foxtail	2 leaf to early tillering	
quackgrass (suppression)	2 - 6 leaf	Assure II: 0.20 L/acre + Sure-Mix: 0.5 - 1% v/v Yuma GL: 0.20 L/acre + XA oil conc.: 0.5 - 1.0% v/v
quackgrass (season-long control)	2 - 6 leaf	Assure II: 0.30 L/acre + Sure-Mix: 0.5 - 1% v/v Yuma GL: 0.30 L/acre + XA oil conc.: 0.5 - 1.0% v/v

¹ Best results on volunteer/wild oats if application is made before tillering begins.

² Yuma GL suppression only.

Registered Tank Mixes

In canola: Assure II/Yuma GL (0.15 - 0.20 L/acre) + Muster (8 - 12 g/L) + surfactant (0.5% v/v)

In creeping red fescue: Assure II/Yuma GL (0.20 - 0.30 L/acre) + Ally Toss-N-Go (3 g/L) + surfactant (0.5% v/v)
Assure II/Yuma GL (0.20 - 0.30 L/acre) + Refine SG (12 g/acre) + surfactant (0.5% v/v)

In pinto, pink, great northern and small red beans: Assure II/Yuma GL (0.20 - 0.30 L/acre) + Basagran (0.70 - 0.91 L/acre) + surfactant (0.5% v/v)

E.I.duPont and Gowan Agro Canada supports the following unregistered mixes of Assure II/Yuma GL and glyphosate on Roundup Ready canola, with Liberty on Liberty Link canola, with Pursuit on dry beans and field pea, with Odyssey on Clearfield canola, Clearfield lentils, field pea and soybean and Assure II with Solo on Clearfield canola and Clearfield lentils that are not on the Assure II/Yuma GL label. Apply mixes according to the most restrictive use limitations for either product. E.I.duPont supports the following mix not on the Assure II label for field peas and soybean only: Viper ADV. On Clearfield canola and Clearfield oilseed mustard: Ares. On ExpressSun sunflowers: Express SG, and on the crops they are registered on: Buctril M, Curtail M, Eclipse, Lontrel, Lontrel + Muster.

Mixing Instructions

Use mixing instructions “b” on page 13.

Application Information

Water Volume: Ground: Minimum of 40 L/acre. Up to 162 L/acre of water may be used under heavy populations to improve coverage. Air: 10 20 L/acre.

Application Tips

How it Works: Assure II/Yuma GL are systemic herbicides that is rapidly absorbed and readily translocated from the treated foliage to the root systems and growing points of treated plants.

Expected Results

Grassy weeds show a reduction in growth and a loss of competitiveness. An early yellowing or browning of the younger plant tissues is followed by a progressive collapse of the remaining foliage. These results will generally be observed in 1 - 3 weeks, depending on the grass species treated and the environmental conditions. Poor results may be expected if there is improper mixing, timing or coverage, or when weeds are under stress.

Rainfall: Rainfall within 1 hour of application may reduce control.

Restrictions

Re-cropping: No restrictions the year after application. **Grazing Restrictions:** Do not graze treated fields or harvest for forage or hay. **Pre-harvest Intervals:** Do not apply to canola within 64 days of harvest. Do not apply to chickpeas within 85 days of harvest. Do not apply to flax within 82 days of harvest. Do not apply to lentils or peas (field and processing) within 65 days of harvest. Do not apply to beans within 30 days of harvest if used alone, 65 days if used in a tank mix with Basagran. Do not apply to soybeans within 80 days of harvest.

Environmental Precautions

Assure II/Yuma II are toxic to fish. Overspray or drift to fish-bearing water must be avoided. Overspray or drift to important wildlife habitats such as shelterbelts, wetlands, sloughs or dry slough borders and woodlots should be avoided. Leave a 15-metre buffer zone between the last spray swath and the edge of any of these habitats.

Toxicity

Very low acute mammalian toxicity. Acute oral LD₅₀ (rats) >5,000 mg/kg. May irritate eyes, nose, throat and skin.

Storage

Store in a cool, dry place not below 5°C.

Attain XC/Flurox-24/Rush 24

Group 4

Formulation

Product	Company	Active ingredient	Formulation	Container size	Acres to treat per package
Attain XC A(PCP# 29643)	Dow AgroSciences	Fluroxypyr: 333 g/L	EC	5 L, 8 x 2 x 7.5 L bulk	40 or 53 acres (case), 240 - 320 acres for bulk package
Attain XC B(PCP# 29264)	Dow AgroSciences	2,4-D LV ester: 660 g/L	EC	2 x 6.8 L, 4 x 81.6 L bulk	
Flurox-24 (PCP# 30194)	Nufarm Agriculture Inc.	Nufarm Fluroxypyr 180: 180 g/L	EC	7.28 L	30 - 40 acres
2,4-D 700 (PCP# 27820)		2,4-D 700 ester: 660 g/L	EC	10.3 L	30 - 40 acres
Rush 24 fluroxypyr (PCP# 30815) + 2,4-D ester (PCP# 27818)	ADAMA Canada	Fluroxypyr: 180 g/L	EC	9.6 L	40 acres per case
		2,4-D ester: 660 g/L	EC	9.6 L	

Crops, Staging and Rates

Cereals: 4 - flag leaf stage.

Seedling and established grasses (seed production only): 2 - 4 leaf stage. **Low rate:** Attain XC A: 0.096 L/acre, Attain XC B: 0.26 L/acre (one case will treat 53 acres, bulk package 320 acres).

Flurox-24 /Rush 24: Flurox /fluroxypyr: 0.182 L/acre, 2,4-D 700: 0.258 L/acre (one case treats 40 acres)

High rate: Attain XC A: 0.13 L/acre, Attain XC B: 0.34 L/acre (Attain XC: 40 acres/case, bulk package (240 acres)) or Flurox-24 /fluroxypyr: 0.243 L/acre + 2,4-D 700: 0.343 L/acre, (30 acres/case), plus following listed weeds.

barley**	durum wheat**	smooth brome grass*	timothy*
creeping red fescue*	intermediate wheatgrass*	spring wheat**	winter wheat***
crested wheatgrass*	meadow brome grass*	tall fescue*	

* Registered under the User Requested Minor Use Registration. Dow Agro Sciences assumes no responsibility with respect to performance and/or crop tolerance. **Flurox-24 is only registered for spring and durum wheat and barley. ***Apply to winter wheat in the spring from the 3 tiller stage, to just before the flag leaf stage.

Weeds Controlled

Weed stage: 2 - 4 leaf stage, unless otherwise noted

Low rate:

annual sunflower	flixweed	plantain	wild buckwheat (1 - 6 leaf)
bluebur	goat's-beard	prickly lettuce	wild mustard
burdock	hoary cress (top growth)	ragweed	wild radish
cleavers (1 - 6 whorls)	kochia*	shepherd's-purse	
clovers (sweet)	mustards (except green, dog and tansy)	vetch	
field horsetail (top growth)		volunteer canola	

High rate:

annual sow-thistle (suppression)	docks dog mustard	lady's-thumb leafy spurge (top growth)	Russian thistle
blue lettuce (top growth)	field bindweed (top growth)	oak-leaved goosefoot	smartweed
Canada thistle (top growth)	field peppergrass	perennial sow-thistle (top growth) (suppression)	stork's-bill (1 - 8 leaf)
cleavers (1 - 8 whorls)	gumweed	redroot pigweed	tansy
common chickweed* (up to 8 cm)	hairy galinsoga	round-leaved mallow (1-6 Leaf)	tartary buckwheat
dandelion (spring rosettes)	hedge bindweed		volunteer flax (1 - 12 cm)
	hemp-nettle (2 - 6 leaf) (suppression)		wild buckwheat (1 - 8 leaf)

* Including biotypes resistant to Group 2 herbicides that inhibit ALS/AHAS enzymes

Registered Tank Mixes

Herbicide tank mix partner	Crops registered	Rate of herbicide tank mix partner	Adjuvant rate
Achieve Liquid /Bison*/ Nufarm Tralkoxydim	Barley, spring wheat, durum wheat	0.2 L/acre	Turbocharge: 0.5% v/v/Nufarm Tralkoxydim adjuvant 0.5% v/v
Everest	Spring wheat, durum wheat	17.4 g/acre	Agrial 90 or Ag Surf: 0.25% v/v
Horizon/Ladder**	Spring wheat, durum wheat	93 mL/acre	Score: 0.8% v/v
Assert SC	Barley, spring wheat, durum wheat	0.53 - 0.65 L/acre	Acidulate
Puma ¹²⁰ Super/Bengal	Spring and durum wheat	0.16 - 0.31 L/acre	None required
Registered mixes only for use with Attain XC			
Simplicity***	Spring and durum wheat	0.2 L/acre	None required
Simplicity****	Spring and durum wheat	0.15 L/acre	None required

* Do not apply this tank mix prior to the 4-leaf stage of the cereal crop as temporary crop injury could occur, particularly in spray overlaps. ** Wild oat control may be reduced when tank mixed with Attain XC. *** The low rate of Attain XC is registered for use as a tank mix with Simplicity. **** The low rate of Attain XC and Simplicity is a registered use when wild oat populations are less than 75 wild oats/square metre.

Application Information

How to Apply: Ground or air applications. **Water Volume:** 20 - 40 L/acre ground, 12 - 20 L/acre air.

Application Tips

The activity of these products may be influenced by weather conditions. Optimum activity requires active crop and weed growth. The temperature range for optimum activity is 8°C to 24°C. Reduced activity will occur when temperatures are below 8°C or above 27°C. Frost before application (3 days) or shortly after (3 days) may reduce weed control and crop tolerance. Weed control may be reduced during stress conditions, e.g. drought, heat or cold stress, or if weeds have initiated flowering, or if heavy infestations exist. Application before the 4-leaf stage of wheat and barley may cause severe twisting of leaves and leaf, stem and head deformities, which may reduce yield up to 10%. Do not apply later than the flag-leaf stage. Some twisting may be evident on barley. This twisting is transitory and may disappear within 3 weeks.

How it Works

Attain XC, Rush 24 and Flurox 24 herbicides are non residual. The components of these products move within the plant to control exposed and underground plant tissue. It mimics naturally occurring plant hormones and controls weeds by disrupting normal plant growth patterns. Symptoms include twisting of stems and swollen nodes.

Expected Results

Broadleaf weeds: Weeds start to twist shortly after spraying. After twisting and bending, plants stop growing, turn brown and die.

Restrictions

Rainfall: Do not apply if rain is expected in 1 hour. **Grazing:** Do not permit lactating dairy animals to graze fields within 7 days after application. Do not harvest forage or cut for hay within 30 days after application. Withdraw meat animals from treated fields at least 3 days prior to slaughter. **Pre-harvest Intervals:** Do not harvest the treated mature crop within 60 days after application. **Re-cropping:** Fields treated with these products can be seeded the following year to alfalfa, barley, canola, corn, dry beans, flax, forage grasses, lentils, mustard, oats, peas, potatoes, rye, soybeans, sugar beets, sunflower, wheat or summerfallowed. Do not seed crops other than those listed above for at least one year following treatment.

Environmental Precautions

Overspray or drift to important wildlife habitats, such as ponds, wetlands, streams, woodlots and shelterbelts, should be avoided. A 15-metre buffer zone should be established between areas to be sprayed and aquatic environments or terrestrial habitats listed above.

Runoff: Under certain conditions, these products have the potential to runoff from treated areas. To reduce runoff from treated areas into aquatic habitats, consider the characteristics and conditions of the site before treatment. Site characteristics and conditions that may lead to runoff include, but are not limited to heavy rainfall, moderate to steep

Attain XC/Flurox-24/Rush 24 (cont'd)

slope, bare soil, poorly draining soil (e.g. soils that are compacted, fine textured, or low in organic matter such as clay). Avoid application of this product when heavy rain is forecast. Contamination of aquatic areas as a result of runoff may be reduced by including a vegetative strip (buffer zone) between the treated area and the edge of the water body.

Toxicity

2,4-D has moderate acute mammalian toxicity. Acute oral LD₅₀ = technical 639 - 764 mg/kg. Fluroxypyr has very low mammalian toxicology. Acute oral LD₅₀ >2,000 mg/kg.

Storage

Store in a dry, heated area. If product is frozen, bring to room temperature and agitate before use.

Authority/Authority Charge

Group 14

Formulation

Product	Company	Active ingredient	Formulation	Container size
Authority (PCP# 29012)	FMC.Corp. distributed by Nufarm Agriculture Inc.	Sulfentrazone: 480 g/L	Solution	4 x 3.8 L jug
Authority Charge consisting of Authority (PCP#29012) +	FMC.Corp.	Sulfentrazone: 480 g/L	Solution	2 x 3.8 L jug
Aim (PCP# 28573)		Carfentrazone ethyl: 240 g/L	Emulsifiable concentrate	1.2 L jug

89 mL/acre = 40 acre/jug. 118 mL/acre = 32 acre/jug.

Crops, Staging and Rates

Crop	Stage	Rate*
Chickpea	Prior to seeding or up to 3 days post seeding	89 - 118 mL per acre Authority Authority Charge add 15 - 18.5 ml Aim per acre
Field peas		
Flax		
Sunflowers		

Note: *Rate is dependent on soil type, pH and organic matter; please refer to the label.

Weeds Controlled and Staging**Broadleaf weeds controlled: 89 mL/acre**

kochia

Broadleaf weeds controlled: 118 mL/acre

lamb's quarters red root pigweed wild buckwheat cleavers (suppression)

Registered Tank Mixes (Authority only: black and grey wooded soils only)

Herbicide tank mix partner	Crops registered	Rate of herbicide tank mix partner	Additional weeds controlled
Pursuit/Multistar/Gladiator/MPower Kamikaze/Phantom	Field peas	28.3 mL/acre + adjuvant	Wild mustard, volunteer canola

Application Information

Authority herbicide may be applied to the soil as a pre-plant or pre-emergence (to weed and crop) surface application. Do not make fall applications to any crops.

How to Apply: Ground only. **Water Volume:** Minimum 40 L/acre.

Application Tips

All soil applications of Authority herbicide require adequate rainfall for herbicidal activation.

Do not apply Authority (or any sulfentrazone products) in consecutive years. In case of drought in any of those years, a subsequent application of Authority should be further delayed. **Do not** apply to soils classified as coarse-textured soils. **Do not** apply in fine texture soils with less than 1.5% organic matter. **Do not** apply in any type of soils with an organic matter content greater than 6%. **Do not** use on soils with a pH of 7.8 or greater. If using irrigation with water that has a pH greater than 7.5, please review the label for adverse crop response. If adequate moisture from rainfall or irrigation is not received within 7 to 10 days of application, a shallow incorporation no deeper than 5 cm may be needed to obtain adequate weed control. **Do not** store the sprayer overnight or for an extended period of time with the sulfentrazone spray mixture in the tank.

How it Works

Aim (Carfentrazone) is a contact herbicide with no residual activity. Rapidly absorbed by foliage. Inhibits the PPO enzyme involved in chlorophyll and heme synthesis. This action results in leaky cell membranes and rapid browning and death.

Sulfentrazone controls weeds by the process of protoporphyrinogen oxidase inhibition (membrane disruption), a mode-of-action commonly referred to as PPO inhibition. Sulfentrazone is primarily taken up by the roots of treated plants.

Expected Results

Plants emerging from treated soil turn necrotic and die after exposure to light. Foliar contact causes rapid desiccation and necrosis of exposed plant tissue. Shoot-root soil placement studies indicate that sulfentrazone is primarily absorbed by the roots of the plant following soil applications.

Restrictions

Re-cropping: Alfalfa, barley, canola, corn (field corn), wheat (spring and durum): 12 months after application. Winter wheat: 16 months. Corn (sweet and pop), lentils, sorghum: 24 months.

For crops not listed above, a minimum rotational crop interval of 36 months must be observed and a representative bioassay of the field must be conducted with the rotational crop and adequate soil moisture to evaluate potential crop sensitivity.

Rainfall: Rainfall is required following application to activate the herbicide and for adequate weed control. **Grazing:** Do not graze treated crops or cut for hay. **Pre-harvest Intervals:** Leave 60 days between application and harvest.

Environmental Precautions

Do not fill mix or clean sprayer within 15 m of any water source, unless the well is properly capped or activities take place on impervious pads or properly diked mixing/loading areas. Leave a 1 m buffer between the last spray path and water or wetland habitats and 10 metres to sensitive plants and upland habitats when applying by ground. Buffer zones can be reduced by 70% when using shrouds and by 30% when using cones mounted less than 12 inches from the crop canopy.

Toxicity

Oral (rats) LD₅₀ = 2,084 mg/kg.

Storage

Do not freeze.

Avadex MicroActive/ Extra Strength Avadex BW

Group 8

Formulation

Product	Company	Active ingredient	Formulation	Container size
Avadex MicroActive (PCP# 16759)	Gowan Canada	Triallate: 10%	Granular	22.7 kg, 451.3 kg
Extra Strength Avadex BW (PCP# 25112)	Gowan Canada	Triallate: 480 g/L	EC	2 x 10 L, 115 L drum

Crops, Staging and Rates

Pre-emergence application only. Rate: 1.01 - 1.86 L/acre, depending on organic matter.

barley	field peas	mustard	spring wheat
canarygrass	flax	rapeseed	sugar-beet
durum wheat			

Note: Alfalfa, bird's-foot trefoil and clover may be underseeded (provided they are not harvested for green feed, hay or silage in the year of treatment). Do not underseed with grasses or legume grass mixture.

Weeds and Staging

For pre-emergent control of wild oats

Extra Strength Avadex Liquid Rates:

Fall treatment - after October 1 and until soil freeze-up.

Crop	Rate (L/acre)			Acres treated per 115 L drum		
	Organic matter			Organic matter		
	< 2%	2 - 4 %	> 4%	< 2%	2 - 4%	> 4%
Spring and durum wheat	1.01	1.17	1.41	116	98.3	81.5
Barley	1.01	1.17	1.41	116	98.3	81.5
Canola, flax*, mustard, sugar-beets	1.41	1.41	1.86	81.5	81.59	61.8

Spring treatment – before or after seeding

Crop		Rate (L/acre)		Acres treated per 115 L drum	
		Organic matter		Organic matter	
		4% or less	Greater than 4%	4% or less	Greater than 4%
Spring and durum wheat	Before seeding	1.01	1.17	116	98.3
	After seeding	1.17	1.41	98.3	81.5
Barley	Before and after seeding	1.17	1.41	98.3	81.5
Canola, flax*, mustard, sugar-beets	Before seeding	1.41	1.86	81.5	61.8
Peas	Before seeding	1.41	1.41	81.5	81.5

* Do not use on low linolenic acid varieties of flax.

Avadex Microactiv Granular Rates (kg/acre)

Fall treatment						
Crop	Rate (kg/acre)			Acres treated per 451.3 kg bag		
	<2% OM	2 - 4% OM	>4% OM	<2% OM	<4% OM	>4% OM
Wheat	4.45	5.67	6.88	101	80	66
Barley, canary seed	4.45	5.67	6.88	101	80	66
Canola, flax**, mustard	5.67	6.88	8.9	80	66	51

* Fall treatments conducted under minimum tillage are not recommended on soils with less than 2% organic matter.

** Do not use on low linolenic acid varieties of flax.

Spring treatment					
Crop	Application Timing	Rate (kg/acre)		Acres treated per 451.3 kg bag	
		<4% OM*	>4% OM	<4% OM*	>4% OM*
Wheat	Before seeding	4.45	5.67	101	80
	After seeding	5.67	6.88	80	66
Barley, canary seed	Before and after seeding (barley only)	5.67	6.88	80	66
Canola, flax*, mustard	Before seeding	6.88	8.9	66	51

* Do not use on low linolenic acid varieties of flax.

Registered Tank Mixes

Fertilizers: Extra Strength Avadex BW alone or tank-mixed with liquid formulations of Treflan or Rival may be tank-mixed in a minimum of 36 litres of sprayable fluid fertilizer carrier (such as 28-0-0) per acre as a broadcast treatment. **Herbicides:** Extra Strength Avadex BW can be tank mixed with Treflan or Rival herbicide for the control of both wild oats and wild millet (green and yellow foxtail). This tank mixture can be applied after seeding wheat and barley only.

How to Apply

Extra Strength Avadex BW can only be applied by ground application. Granular formulations may be applied by air with attachments designed for applying low volumes of granules (Avadex MicroActiv).

Application Information

Water Volume: Minimum of 36 L/acre. Pressure: 200 kPa.

Application Tips

Choice of Formulation: Use liquid formulation on soil free of trash. Use granules on all soils including those with heavy trash cover. Granules may be applied in the fall prior to or in conjunction with fertilizer banding.

Fall Minimum Tillage Application: Fall minimum tillage applications should be made when the average soil temperature at the 5 cm depth is 4°C or less and within 3 weeks of soil freeze-up. This situation generally occurs by October 1. No fall incorporation is required. Incorporation may be conducted in the spring prior to seeding or at seeding. Do not use this treatment on soil with less than 2% organic matter. Under excessively warm or wet conditions between application and crop emergence, control may be reduced. For best results on heavy wild oat infestations, use the incorporated treatments only.

Spring Minimum Tillage Application: Apply Extra Strength Avadex BW/MicroActiv granules in the spring when average soil temperature at the 5 cm depth is 4°C or less. Applications should be made to soil which has adequate trash cover to prevent soil erosion between application and seeding. Ensure that the time between application and incorporation is a minimum of 10 - 14 days. Do not apply more than 4 weeks before intended seeding. For optimum results with Extra Strength Avadex BW minimum tillage treatments, seed when wild oat growth is noticeable in the field. This will ensure that the soil is warm enough for activation of Avadex BW. Minimum tillage applications should not be made to fields covered with snow or excessive crop residue that will not allow granule contact with

Avadex MicroActive/Extra Strength Avadex BW (cont'd)

soil. If excessive crop residue exists at the time of application, a vigorous harrowing can be used to ensure that the herbicide granules make adequate contact with the soil. Under excessively warm or wet conditions between application and crop emergence, control may be reduced. For best results on heavy wild oat infestations, use the incorporated treatment only. Soil colour may not be a precise indicator of organic matter content. Ensure that the application rate chosen from the table is appropriate for your soil type.

Conventional Tillage – please refer to the product label for information on application and incorporation recommendations under conventional tillage systems.

Field Preparation: Make sure the soil is in good working condition. Reduce trash to an acceptable level before application. If soil is excessively wet or lumpy, cultivate with suitable equipment to improve soil condition.

Seeding: Flax, mustard and rapeseed can be seeded in treated layers. Barley and wheat are more sensitive and should be planted 1.5 to 2.5 cm below the treated layer. Wheat must be seeded below the treated layer. After seeding, any deep ridges left by drills must be levelled by harrowing. Treflan/Rival Mixes: Drought conditions in the year of treatment may result in higher levels of Treflan/Rival carryover. To avoid wheat injury, seed 6.0 - 7.5 cm into warm, moist seedbed.

How it Works

Absorbed by germinating wild oat shoots, usually resulting in death before emergence. Under dry conditions, wild oats may emerge before being killed.

Expected Results

Wild oats: Usually kills wild oats before they emerge. Scraping away the soil 1 - 2 weeks following treatment will expose white to yellow wild oat shoots 2.0 - 2.5 cm in length with pinched tips. Plants which have emerged and absorbed a lethal dose will cease growth, leaves become brittle and bluish-green in colour. Under dry conditions, a rainfall of 1.5 cm or more when wild oats are emerging can cause post-emergent die-back of a high percentage of wild oat plants. **Crop:** Wheat seeded into the treatment zone under very dry soil conditions may be thinned and delayed when germinating and emerging just prior to a heavy rainfall. Wheat must be seeded at least 1.5 cm below the treated layer of soil (e.g. 5 - 7.5 cm). Some wheat thinning may be noted on eroded knolls. Poor results may be expected if incomplete incorporation due to wet, cloddy soil or heavy trash, incorporation delayed, very dry soil conditions in spring or prolonged cool soil temperatures at time of germination. Ridges left by seeding may disrupt the treated layer and allow escapes.

Restrictions

Rainfall: Moisture is required for activation. Rainfall of at least 1.5 cm within 2 weeks of application in the spring is required to ensure maximum performance. **Grazing Restrictions:** Treated underseeded legumes cannot be harvested for green feed, silage or hay in year of seeding. Do not graze the treated crop or cut for hay; there are not sufficient data to support such use. **Re-cropping:** Oats should not be seeded into soil treated with Extra Strength Avadex BW/MicroActiv in the previous year.

Environmental Precautions

Do not apply directly to water or to areas where surface water is present.

Runoff - to reduce runoff from treated areas into aquatic habitats, consider the characteristics and conditions of the site before treatment. Site characteristics and conditions that may lead to runoff include, but are not limited to, heavy rainfall, moderate to steep slope, bare soil, poorly draining soil (e.g. soils that are compacted or fine textured such as clay). Avoid application when heavy rain is forecast. Contamination of aquatic areas as a result of runoff may be reduced by including a vegetative strip between the treated area and the edge of the water body. **Leaching:** the use of this chemical may result in contamination of groundwater particularly in areas where soils are permeable (e.g. sandy soil) and/or the depth to the water table is shallow. **Volatilization:** the active ingredient contained in this product is known to volatilize. Effort should be made to reduce the volatilization such as the following: (1) incorporation into the soil concurrently with application, (2) application should occur when soil temperatures are less than 4°C or less.

Toxicity

Low acute mammalian toxicity. Acute oral LD₅₀ (rats) = 1,675 - 2,165 mg/kg. May cause slight eye irritation. Slightly toxic to fish. Non-toxic to birds.

Storage

Store above 0°C. If frozen, warm to 22°C and agitate to redissolve crystals.

Axial

Group 1

Formulation

Product	Company	Active ingredient	Formulation	Container size
Axial BIA (PCP# 30431)	Syngenta	Pinoxaden: 50 g/L	Emulsifiable concentrate	2 x 10 L, 80 L, 400 L

Crops, Staging and Rates

Rate: 500 mL/acre, no adjuvant required.

Crop	Staging (Zadoks Growth Stage)
Spring wheat (excluding durum) winter wheat and barley	1 - leaf to flag leaf stage (11, 20 to 37) Caution: Do not apply past flag leaf stage

Weeds, Rates and Staging

Weeds	Staging
barnyard grass green foxtail Proso millet volunteer canaryseed volunteer oats wild oats yellow foxtail (wild millet)	1 - 6 leaf, prior to 4th tiller Zadoks Growth Stage: (11, 20 to 16 and 23)

Registered Tank Mixes

Tank mix partner ¹	Product rate	Remarks
Buctril M ⁴	0.4 L/acre	Temporary crop injury may occur with tank-mixes under extreme weather conditions or when the crop is suffering from stress due to inadequate or abnormally high moisture levels or extreme temperatures
Curtail M ⁴	0.6 - 0.81 L/acre	
MCPA ester ⁴	0.34 - 0.45 L /acre	
Mextrol 450 ⁴	0.50 L/acre	
Prestige ⁴	Prestige A: 0.24 - 0.33 L/acre + Prestige B: 0.6 - 0.8 L/acre	
Trophy ⁴	Trophy A: 0.24 L/acre + Trophy B: 0.45 L/acre	
Frontline XL ^{3,4}	0.51 L/acre	
Spectrum ^{3,4}	Spectrum A: 40 mL/acre + Spectrum B: 0.60 L/acre	
Infinity	0.335 L/acre	
Refine SG ²	12 g/acre	
Refine SG + MCPA ester ^{3,4}	12 g/acre + 0.23 - 0.28 L/acre	Temporary crop injury may occur with tank-mixes under extreme weather conditions or when the crop is suffering from stress due to inadequate or abnormally high moisture levels or extreme temperatures
Stellar	405 mL/acre	
Tilt 250 E	101 - 202 mL/acre	

¹ Always consult the label of the broadleaf herbicide prior to use. ² Addition of surfactants with Axial is not required. ³ Suppression only on green foxtail. ⁴ A reduction in barnyard grass control may be observed when Axial is tank mixed with these broadleaf herbicides.

Axial (cont'd)**Application Information**

How to Apply: With ground equipment or aircraft. **Water Volume:** 20 - 40 L/acre- ground, a minimum of 12.1 L/acre by aircraft.

Mixing Instructions

Use mixing instruction “c” on page 13.

Application Tips

For optimum control, apply Axial herbicide to actively growing weeds, ideally at the 2 - 3 leaf stage. An early application will maximize crop yields by reducing weed competition. Weeds emerging after application of Axial herbicide will not be controlled. Weed control following application of Axial herbicide alone, or in combination with broadleaf weed herbicides, can be reduced or delayed under stress conditions such as drought, heat, insufficient fertility, flooding or prolonged cool temperatures. Grass escapes or re-tillering may occur if application is made during prolonged stress conditions. Optimum weed control will be obtained if application of Axial herbicide is delayed until the stress conditions have ended, and weeds are once again actively growing. Do not apply to crop that is stressed by conditions such as frost, low fertility, drought, flooding, disease or insect damage as crop injury may result. **Aerial Application:** Apply Axial herbicide alone or in tank mixes (ONLY with the recommended tank mix partners that are registered for aerial use) in no less than 12 litres of water per acre.

How it Works

Axial herbicide is absorbed by the leaves and is rapidly translocated to the growing points of leaves and stems. Thorough coverage of the plants is essential for consistent control.

Expected Results

Actively growing susceptible grasses stop growing within 48 hours of treatment. Depending on species, growing conditions and crop competition, leaves and growing points turn yellow within one to three weeks after application. Further colour changes and loss of vigour will be observed, followed by a browning and control three to five weeks after application.

Restrictions

Rainfall: Axial herbicide alone can be used one hour before rainfall. **Grazing:** Observe a minimum of 7 days before grazing livestock on crops treated with Axial herbicide. Pre-harvest interval: 60 days after treatment for grain and straw and 30 days after treatment for hay. **Re-cropping:** For fields treated with Axial herbicide, no crop may be seeded until the following year. There are no crop rotation limitations the year following application of Axial herbicide.

Environmental Precautions

This product is toxic to aquatic organisms and non-target terrestrial plants. Leave 1 metre between the downward edge of the boom and sensitive terrestrial habitats of less than 1 metre depth. Axial may otherwise be applied up to the edge of fresh water habitats 1 metre deep or greater.

Toxicity

Acute Oral LD₅₀ (rats) = >3,129 mg/kg; Acute Dermal LD₅₀ (rats) = >2,000 mg/kg.

Storage

Heated storage not required. Store the product in closed, original container in a well ventilated room.

Axial iPak (cont'd)

Registered Tank Mixes

None registered.

Application Information

How to Apply: With ground equipment or aircraft. **Water Volume:** 20 - 40 L/acre - ground, a minimum of 12.1 L/acre by aircraft.

Application Tips

For optimum control, apply Axial iPak herbicide to actively growing weeds, ideally at the 2 - 3 leaf stage. An early application will maximize crop yields by reducing weed competition. Weeds emerging after application of Axial iPak herbicide will not be controlled. Weed control following application of Axial iPak herbicide can be reduced or delayed under stress conditions such as drought, heat, insufficient fertility, flooding or prolonged cool temperatures. Grass escapes or re-tillering may occur if application is made during prolonged stress conditions. Optimum weed control will be obtained if application of Axial iPak herbicide is delayed until the stress conditions have ended, and weeds are once again actively growing. Do not apply to crop that is stressed by conditions such as frost, low fertility, drought, flooding, disease or insect damage as crop injury may result.

How it Works

Pinoxaden herbicide is absorbed by the leaves and is rapidly translocated to the growing points of leaves and stems. Thorough coverage of the plants is essential for consistent control. Pyrasulfotole is absorbed through leaves and is translocated to meristematic regions where it inhibits the HPPD enzyme. Pyrasulfotole inhibits plant pigment biosynthesis and photosynthesis.

Expected Results

Actively growing susceptible grasses stop growing within 48 hours of treatment. Depending on species, growing conditions and crop competition, leaves and growing points turn yellow within one to three weeks after application. Further colour changes and loss of vigour will be observed, followed by a browning and control three to five weeks after application. Small burnt spots on the broadleaf weeds can appear in hours. Lack of plant pigments shuts down the photosynthetic pathway resulting in bleaching symptoms and rapid death, normally in 6 - 14 days.

Restrictions

Rainfall: Axial iPak herbicides can be used one hour before rainfall. **Grazing:** Observe a minimum of 25 days before Grazing livestock on crops treated with Axial iPak herbicides. **Pre-harvest Intervals:** 60 days after treatment for grain and straw and 30 days after treatment for hay. **Re-cropping Restrictions:** Lentils should not be seeded for 22 months after application of Axial iPak herbicides. Do not plant field peas the year following an Axial iPak herbicide application in the Brown soil zone where organic matter content is below 2.5% and where soil pH is above 7.5.

Environmental Precautions

This product is toxic to aquatic organisms and non-target terrestrial plants. Leave 1 metre between the downward edge of the boom and sensitive terrestrial habitats of less than 1 metre depth.

Toxicity

Axial 100EC: Acute Oral LD₅₀ (rats) = >3,129 mg/kg; Acute Dermal LD₅₀ (rats) = >2,000 mg/kg.

Infinity: Acute Oral LD₅₀ (rats) = >300 - < 2,000 mg/kg; Acute Dermal LD₅₀ (rats) = >4,000 mg/kg.

Storage

Heated storage required.

Axial Xtreme

Group 1, 4

Formulation

Product	Company	Active ingredient	Formulation	Container size
Axial Xtreme (PCP# 30391)	Syngenta	Pinoxaden 50 g/L + Fluroxypyr 87.5 g/L	Emulsifiable concentrate	2 x 10 L, 80 L, 400 L

Crops, Staging and Rates

Rate: 500 mL/acre

Crop	Staging (Zadoks Growth Stage)
Spring wheat (excluding durum) and barley	1 leaf to flag leaf stage (11, 20 to 37) Caution: Do not apply past flag leaf stage

Weeds and Staging

Weeds ¹	Stage ²
barnyard grass green foxtail Proso millet volunteer canaryseed volunteer oats wild oats yellow foxtail (wild millet)	1 - 6 leaf, prior to 4th tiller Zadoks Growth Stage: (11, 20 to 16 and 23)
kochia	2 - 8 leaf
cleavers	1 - 4 whorls
wild buckwheat ³	1 - 4 leaf
stork's bill ³	1 - 6 leaf

¹ When tank-mixing with a broadleaf herbicide, always refer to the label of the broadleaf partner prior to use.

² Do not apply past stem elongation stage.

³ Suppression only.

Tank Mixes

Tank mix partner ¹	Product rate
Refine SG ²	12 g/acre
Refine SG + MCPA Ester ^{3,4}	12 g/acre + 0.19 - 0.24 L/acre
Buctril M ⁴	0.4 L/acre
Curtail M ⁴	0.6 - 0.81 L/acre
Mextrol 450 ⁴	0.5 L/acre
MCPA Ester	0.28 - 0.37 L/acre
Infinity ⁵	0.335 L/acre
Frontline XL ⁵	0.51 L/acre
TILT 250E	0.101 - 0.202 L/acre

¹ Always consult the label of the broadleaf herbicide prior to use. ² Addition of surfactants is not required. ³ Suppression only of green foxtail. ⁴ A reduction in barnyard grass control may be observed when Axial Xtreme is tank mixed with these broadleaf herbicides. ⁵ A reduction in green foxtail control may be observed when Axial Xtreme is tank mixed with these broadleaf herbicides.

Axial Xtreme (cont'd)

Application Information

How to Apply: With ground equipment ONLY. **Water Volume:** 20 – 40 L/acre.

Application Tips

For optimum results, apply Axial Xtreme to actively growing weeds. An early application will maximize crop yields by reducing weed competition. Weeds emerging after application of Axial Xtreme will not be controlled.

Weed control following application of Axial Xtreme alone, or in combination with broadleaf weed herbicides, can be reduced or delayed under stress conditions such as drought, heat, insufficient fertility, flooding or prolonged cool temperatures. Optimum weed control will be obtained if the application of Axial Xtreme is delayed until the stress conditions have ended and weeds are once again actively growing.

How it Works

Axial Xtreme is absorbed by the leaves and is rapidly translocated to the growing points of leaves and stems, affecting both exposed and underground plant tissue. Thorough coverage of the plants is essential for consistent control.

Expected Results

Actively growing susceptible grasses stop growing within 48 hours of treatment. Depending on species, growing conditions and crop competition, leaves and growing points turn yellow within one to three weeks after application. Further colour changes and loss of vigour will be observed, followed by a browning and control three to five weeks after application.

Restrictions

Rainfall: Axial Xtreme herbicide alone can be used one hour before rainfall. **Grazing:** Observe a minimum of 7 days before grazing livestock on crops treated with Axial Xtreme herbicide. **Pre-harvest Intervals:** 60 days after treatment for grain and straw and 30 days after treatment for hay. **Re-cropping:** Fields previously treated with Axial Xtreme can be seeded the following year to barley, canola, flax, forage grasses, lentils, mustard, oats, peas, rye or wheat.

Environmental Precautions

This product is toxic to aquatic organisms and non-target terrestrial plants. Leave 15 metres between the downward edge of the boom and sensitive terrestrial and aquatic habitats of less than 1 metre depth.

Toxicity

Acute Oral LD₅₀ (rats) = >5,000 mg/kg; Acute Dermal LD₅₀ (rats) = >5,000 mg/kg

Storage

Heated storage not required. Store the product in closed, original container in a well ventilated room.

Banvel II/Oracle Dicamba/ Hawkeye Power

Group 4

Formulation

Product	Company	Active ingredient	Formulation	Container size
Banvel (PCP# 23957)	BASF Canada	Dicamba: 480 g/L	Solution	2 x 10 L jugs, 1000 L bulk
Oracle Dicamba (PCP# 26722)	Gharda Chemicals Limited	Dicamba: 480 g/L	Solution	2 x 10 L jug
Hawkeye Power (PCP# 29223)	Adjuvants Plus Inc.			10 L

Crops, Staging and Rates

Crop	Stage	Rate	Acres to treat per 10 L jug
Barley*	2 - 5 leaf	93 - 117 mL/acre	107.5 - 85
Spring wheat, including durum*			
Winter wheat*			
Oats*			
Spring rye*	2 - 3 leaf	93 - 117 mL/acre	107.5 - 85
Field corn	Emergence to 5 leaf up to 20 cm Use 20 - 50 cm use drop nozzles	242 mL/acre	41.0
Canaryseed*	3 - 5 leaf	117 mL/acre	85
Seedling grasses**	2 - 4 leaf	93 - 117 mL/acre	107.5 - 85
Red fescue	Seedlings: up to 5 cm. Established: up to flag leaf	243 mL/acre	41.0
Pasture	Established: actively growing	0.85 - 1.48 L/acre	11.7 - 6.8
Rangeland			
Pre-seed weed burndown (cereals) Banvel + glyphosate (360 formulation)	Apply according to leaf stage	Banvel: 127 mL/acre + glyphosate: 0.38 L/acre + surfactant	79
Chem-fallow (Banvel + glyphosate)	2 to 4-leaf stage of weeds	Banvel: 117 - 243 mL/acre + glyphosate: 0.38 L/acre + surfactant (0.5% V/V)	41 - 85
Chem-fallow (Banvel + 2,4-D)	Apply according to leaf stage	Banvel: 93 - 127 mL/acre + 2,4-D amine 500: 0.45 L/acre	
Fall stubble	Apply according to leaf stage	1.0 L/acre	10
Fall stubble (Banvel + glyphosate)	Apply according to leaf stage	Banvel: 0.5 L/acre + glyphosate: 0.38 L/acre	20
Brush control: alder, poplar, cherry, prickly rose, western snow berry, wolf willow, wild rose	Apply in spring or early summer, when brush species are under 2 metres tall.	0.84 - 1.47 L/acre	

* Should be tank mixed with 2,4-D or MCPA or any other registered tank mixed partner for broad-spectrum weed control. ** Seedling grasses includes creeping red fescue, crested wheatgrass, intermediate wheatgrass, meadow fescue, meadow foxtail, orchard grass, pubescent wheat grass, slender wheatgrass, smooth brome grass, streambank wheatgrass, tall fescue, tall wheatgrass, timothy.

Banvel II/Oracle Dicamba/Hawkeye Power (cont'd)**Weeds Controlled****Banvel/Oracle/Hawkeye applied alone at 93 - 117 mL/acre only**

Canada thistle (top growth only)	cow cockle	perennial sow-thistle (top growth only)
cleavers (high rate only)	green smartweed)	tartary buckwheat
corn spurry	lady's thumb	wild buckwheat

Registered Tank Mixes

Tank mix partner	Tank mixture rate	Additional weeds controlled including the above mentioned
Barley, spring wheat, winter wheat, rye (only registered with 2,4-D), oats (only MCPA), seedling grasses (only 2,4-D)		
2,4-D Amine 500 or MCPA Amine 500	Banvel/Oracle/Hawkeye: 93 mL/acre + 2,4-D amine:340 mL/acre or MCPA Amine: 340 mL/acre	2 - 5 leaf stage, burdock, Canada thistle, cocklebur, flixweed, green smartweed, hemp nettle, kochia, redroot pigweed, Russian pigweed, Russian thistle, shepherd's-purse, volunteer canola (1 - 4 leaf) wild radish
Barley spring and winter wheat, oats		
MCPA K-salt	Banvel/Oracle/Hawkeye: 93 mL/acre + MCPA-K salt: 440 mL/acre	2 - 5 leaf stage, all of the above weeds
Barley and spring wheat		
Sencor	Banvel/Oracle/Hawkeye: 93 mL/acre + Sencor: 110 - 170 mL/acre	2 - 3 leaf stage. All of the above weeds plus chickweed, corn spurry, stinkweed.
Ally	Banvel /Oracle/Hawkeye: 93 mL/acre + Ally: 2 g/acre	2 - 5 leaf stage. All of the above weeds plus volunteer canola.
Prior to seeding in cereals (wheat, barley, rye, oats and corn only)		
Glyphosate	Banvel /Oracle/Hawkeye: 127 mL/acre + glyphosate: 378 mL/acre + surfactant: 0.5% v/v	Weeds as listed on the glyphosate label plus the Banvel/Oracle label.

Application Information

How to Apply: With: Aircraft or ground equipment. **Water volume: Ground:** Cereals, seed grasses: 45 L/acre. Corn: 90 - 140 L/acre. **Summerfallow/stubble (Thistles):** 45 - 90 L/acre. Reduced tillage: 20 - 45 L/acre. **Pastures, Rangeland Frasses:** 45 - 90 L/acre. Prior to seeding cereal (pre-seeding weed burndown): 20 - 45 L/acre. **Air:** 8 L/acre minimum.

Application Tips

Canada thistle and Perennial Sow-thistle Control in Summerfallow and Stubble: Apply before thistles reach early bud stage (15 - 25 cm tall). For the most effective control of Canada thistle, follow a long-term approach that includes in crop, post-harvest, and summerfallow treatments, in conjunction with tillage operations. If application is made after September 1, or if soil moisture levels are extremely low after application, crop injury may occur in the spring following application. **Perennial Rosette Control in Summerfallow:** For Canada thistle and/or perennial sow thistle only, perform the final tillage operation the last week of July or first week of August. Allow thistles to regrow for a minimum of 4 weeks and apply when the majority of thistles have emerged. Apply before thistles reach early bud stage (15 - 25 cm tall) and at least 2 weeks prior to killing frost.

Best when crop is under good growing conditions and air temperature 10 - 25°C. Avoid application when crop is under stress from adverse environmental conditions. Do not spray if risk of frost or severe drop in night temperature is forecast. Do not use on bentgrass. Apply only at recommended crop stage, otherwise, crop damage can occur.

How it Works

Absorbed through roots and leaves and translocated in phloem and xylem, disrupting the metabolism.

Expected Results

Weeds: Results may take 10 - 14 days to appear. Proliferation of tissues in plant causes twisting, bending of stem and leaf petioles; cupping of leaves; increase in root size; increase in fibrous roots. **Crops:** Shortening of straw may occur in treated crops without adverse effects on yield. If applied at other than recommended crop stage, head and stem deformities may occur. Crops under stress from adverse environmental conditions may suffer a further setback. Crop injury may be offset by weed control obtained.

Restrictions

Rainfall: Rainfall within 4 hours of application may reduce activity. **Re-cropping:** When Banvel/Oracle/Hawkeye is applied at 1 L/acre on fallow or stubble, grow only beans (white), cereals, corn (field, sweet) or soybeans the next year. After Banvel/Oracle/Hawkeye (510 mL/acre) + Roundup (690 mL/acre) for thistle control, grow the above crops or canola. If application is after September 1 or if soil is dry subsequent to application, crop injury may occur next spring. **Grazing Restrictions: Canaryseed:** Use seed only as bird seed. Cereals, seedling grasses: follow as per grazing and haying restrictions. **Corn:** Do not graze or harvest for silage until 7 days after Banvel/Oracle/Hawkeye alone or Banvel/Oracle/Hawkeye + 2,4-D Amine; at least 12 weeks after other tank mixes. **Pastures, Rangeland, Non-Crop Area (Meat Animals):** If treated vegetation has been consumed by meat animals within 30 days of Banvel/Oracle/Hawkeye application, feed the animal with untreated diet for 30 days before slaughter. Meat animals may graze or feed on treated pasture 30 days after Banvel/Oracle/Hawkeye application without restrictions on slaughter. **Grazing and Hay Restrictions (Dairy Cattle):** (Days = time between treatment and grazing or cutting.) Up to 500 mL/acre: 0 days, 501 - 930 mL/acre: 7 days, 931 mL/acre - 1.86 L/acre: 14 days, 1.87 - 2.87 L/acre: 30 days.

Environmental Precautions

Banvel/Oracle/Hawkeye may cause injury to desirable trees and plants, particularly soybeans, flowers, fruit trees, ornamentals, peas, potatoes, tomatoes, and other broadleaf plants especially in their developmental and growing stage. Leave an adequate buffer zone between treatment areas and sensitive plants.

Toxicity

Low acute mammalian toxicity. Acute oral LD₅₀ (rats) = formulated 2,629 mg/kg. May cause mild skin irritation and extreme eye irritation and swelling. Non-toxic to fish and birds.

Storage

If frozen, shake thoroughly before use. No activity is lost if completely resuspended.

Barricade/Barricade II

Group 2, 4

Formulation

Product	Company	Active ingredient	Formulation	Container size
Barricade SG (PCP# 29544)	E. I. duPont Canada	Thifensulfuron methyl: 25% + Tribenuron methyl: 25 %	SG	486 g bottle
Perimeter (PCP# 29586)		Fluroxypyr: 180 G/L	EC	6.48 L
Barricade SG (PCP# 29544)		Thifensulfuron-methyl: 25% + Tribenuron-methyl: 25%	SG	486 g bottle
Perimeter II (PCP# 30094)		Fluroxypyr: 333 G/L	EC	3.4 L

40 acres per case.

Barricade/Barricade II (cont'd)**Crops, Staging and Rates**

Rate: Barricade SG 12 g/acre. **Perimeter:** 160 mL/acre, Perimeter II 85 mL/acre. **Surfactant:** non-ionic surfactant (Agral 90, Ag-Surf at 0.2 L/100 L of spray solution).

Crop	Staging
Spring barley	2 - flag leaf stage
Wheat (spring and durum)	2 - flag leaf stage

Weeds and Staging

Unless otherwise noted, apply to young and actively growing weeds that are less than 10 cm in height or width.

Canada thistle*	kochia	stinkweed
cleavers (1 - 4 whorl)	lady's-thumb	stork's bill (1 - 6 leaf)
common chickweed	lamb's-quarters	volunteer canola (excluding CLEARFIELD varieties)
cow cockle	narrow-leaved hawk's-beard	volunteer flax up to 12 cm
flixweed	night-flowering catchfly	wild buckwheat (1 - 4 leaf)
green smartweed	redroot pigweed	wild mustard
hemp nettle	round-leaved mallow (1 - 5 leaf)	
	Russian thistle	

*Suppression

Registered Tank Mixes

Product	Rate	Additional weeds controlled
MCPA 500 ester	226 mL/acre	white cockle, CLEARFIELD canola, dandelion (spring and fall rosettes, ≤ 15 cm), scentless chamomile.
MCPA 600 ester	190 mL/acre	
Simplicity + non-ionic surfactant	202 mL/acre + 0.25%v/v (2.5 litres/1000 L of spray solution)	Above weeds plus weeds listed on the Simplicity label

E.I.duPont supports the following mixes that are not on the Barricade label. Apply mixes according to the most restrictive use limitations for either product.

Herbicides: Assert; Everest 2.0, Harmony Grass, Horizon (240 EC and NG); Axial; Flucarbazone + 2,4-D Ester; Puma¹²⁰ Super; Puma Advance; Sierra 2.0, Simplicity, Traxos; Varro.

Application Information

With: Ground equipment only. Do not apply by air. **Water volume:** 22 L/acre (minimum).

Mixing Instructions

Fill with water to $\frac{2}{3}$ using continuous agitation; add Barricade SG, agitate for 5 minutes, then add tank mix partner. If tank mix partner is an emulsifiable concentrate, reduce agitation to prevent invert emulsion. Complete filling tank and spray.

Application Tips

Higher spray volumes needed with a dense crop canopy and/or large weeds. Weeds should be less than 10 cm tall or across at application. Barricade left in the tank for more than 24 hours might have reduced effectiveness. When crop is under stress, application may result in crop injury such as temporary crop colour lightening or a slight height reduction. Clean sprayer immediately after application and use ammonia.

Note: PERIMETER™ Herbicide activity is influenced by weather conditions. Optimum activity requires active crop and weed growth. The temperature range for optimum activity is 12°C to 24°C. Reduced activity will occur when temperatures are below 8°C or above 27°C. Frost before application (3 days) or shortly after (3 days) may reduce weed control and crop tolerance. Weed control may be reduced during stress conditions, e.g. drought, heat or cold stress, or if weeds have initiated flowering, or if heavy infestations exist.

How it Works

Absorbed through foliage. Inhibits cell elongation. Causes stem elongation, leaf cupping or curling.

Expected Results

Growth stops immediately. Discoloration of dying weeds may not be noticeable for 1 - 3 weeks after application, depending on growing conditions and weed species. Poor results may be expected if there is improper mixing, timing, coverage or when weeds are under drought stress.

Restrictions

Rainfall: Rainfall within 1 hour of application may reduce weed control. **Grazing:** May not be grazed or fed to livestock within 7 days of application. **Pre-harvest Intervals:** Allow 60 days between application and harvest.

Recropping: Barley, canola, flax, forage grasses, lentils, mustard, oats, peas, rye or wheat can be seeded 10 months after application.

Environmental Precautions

Overspray or drift to important wildlife habitats, such as ponds, wetlands, streams, woodlots and shelterbelts, should be avoided. A 15 metre buffer zone should be established between the area to be sprayed and aquatic environments or terrestrial habitats listed above. Do not contaminate water when disposing of equipment washwaters. Do not contaminate irrigation ditches or water used for domestic purposes.

Runoff: Avoid runoff by using recommended buffer zones.

Toxicity

Barricade is a combination package of 2 products: Barricade SG and Perimeter: Barricade SG: Low oral toxicity. Oral LD₅₀ (rats) = > 5000 mg/kg. Perimeter: Moderate oral toxicity. Acute oral LD₅₀ (rats) = > 3,162 mg/kg. Eye irritant, skin irritant.

Storage

Store in a cool, dry place. May be frozen. If frozen, bring to room temperature and agitate before use. This product is COMBUSTIBLE. DO NOT store near heat or open flame.

Basagran/Basagran Forte

Group 6

Formulation

Product	Company	Active ingredient	Formulation	Container size
Basagran (PCP# 12221)	BASF Canada	Bentazon: 480 g/L	Solution	Basagran 2 X 9 L
Basagran Forte (PCP# 22006)				Basagran Forte 2 X 10 L

Note: Basagran Forte has a built-in adjuvant. Using Basagran requires the use of a surfactant, (not included in package).

Crops, Staging and Rates

Rate: 710 - 910 mL/acre

Crop	Stage	Stage of crop for optimum weed control
Basagran and Basagran Forte		
Corn (grain, silage, sweet, seed)	No stage restriction	1 - 5 leaf stage
Dry common beans*	After 3rd trifoliolate stage	1 - 3 trifoliolate stage
Fababeans	After 3 - 4 leaf stage (10 cm tall)	Soon after 3 leaf stage
Flax (excluding low linolenic acid varieties with Basagran Forte)	When crop is 5 cm or higher	Soon after 5 cm height

Basagran/Basagran Forte (cont'd)

Crop	Stage	Stage of crop for optimum weed control
Basagran and Basagran Forte		
Peas (field and processing)	After 3 pairs of leaves (or 3 nodes) are present	Soon after peas have 3 pairs of leaves form
Spring wheat (excluding durum) ¹	No stage restrictions	2 - 4 leaf stage
Soybeans	No stage restriction	Unifoliate - 2 expanded trifoliate
Forage grasses for seed production (bromegrass, creeping red fescue, crested wheatgrass, meadow foxtail, orchard grass, timothy) ¹	1 - 7 leaf stage	2 - 5 leaf stage of seedling forage grasses
Forage legumes (seedling) for seed production* (alfalfa, alsike clover, red clover, sainfoin) ¹	After the 3rd trifoliate leaf	
Forage legumes (established alfalfa and alsike clover for seed production) ¹	Prior to flowering	
Forage legumes (established sweet clover, red clover and sainfoin) ¹	7.5 - 25 cm high	After crop is 7.5 cm and before crop canopy closes
Forage millet and forage sorghum	3 - 6 leaf, prior to canopy closure	

* Dry common beans varieties including but not limited to: white, kidney, black, pinto, great northern, pink, small red, cranberry, otebo) and most snap common beans including snap beans. Not all dry bean varieties have been tested for tolerance to Basagran. Test a small area of new variety for tolerance prior to field scale use. ¹Only registered for use with Basagran.

Weeds, Rates and Staging

Annual Weeds	0.71 L per acre		0.91 L per acre	
	Inches	Maximum	Inches	Maximum
Buttercup			2 - 4	6
Cleavers			1 - 3 whorl stage	
Cocklebur	3 - 7	6	7 - 12	10
Common chickweed			1 - 3 weeks after emergence	
Common groundsel			2 - 4	
Common ragweed			1 - 2	6
Corn spurry			1 - 4	
Flower of an hour	1 - 2	6	2 - 4	10
Giant ragweed			2 - 6	4
Hairy galinsoga			2 - 3	6
Hairy nightshade			0.2 - 0.8	6
Lady's-thumb (smartweed)	1 - 3	6	3 - 8	10
Lamb's-quarters			0.5 - 1.0	8
Purslane			1 - 2	6
Redroot pigweed (suppression only)			0.5 - 1.5	4
Russian thistle (suppression only)			1 - 3	4
Shepherd's-purse	Rosette - 4	6	4 - 10	6
Stinkweed	Rosette - 2	6	2 - 6	6

Annual Weeds	0.71 L per acre		0.91 L per acre	
	Inches	Maximum	Inches	Maximum
Stork's-bill			1.5 - 4	2 to 6 leaf stage
Volunteer canola	0.75 - 6	8	0.75 - 6	8
Wild mustard	1 - 5	6	5 - 10	10
Wild radish			1 - 2	6
Perennial Weeds. Repeat application 7 to 15 days after first application (if necessary)				
Canada thistle	6 - 8			
Field bindweed	1 - 2.5			
Yellow nutsedge	6 - 8			

Registered Tank Mixes

Tank mix partner	Crop	Basagran
2,4-D Amine or Ester (500 mL AI/L): 300 - 400 mL/acre	Spring wheat	400 mL/acre
Assure II: 255 mL/acre	Pinto, pink, small red, Great Northern beans	710 - 910 mL/acre
Pinnacle (2.2 to 3.2 g/acre)	Soybeans	
Solo (11.7 g/acre) + 28-0-0 UAN(0.8 L/acre)	Dry beans only	Basagran Forte (505 mL/acre)

Application Information

Basagran may be applied with ground equipment or by air (soybeans and dry beans only by air). Basagran Forte can only be applied by ground equipment. **Water Volume:** 40 - 160 L/acre.

Application Tips

Do not apply to crops that have been stressed as crop injury may result. Best results are when weeds are young and actively growing. Apply Basagran to stork's-bill at the 2 - 6 leaf stage and to cleavers at the 1 - 3 whorl stage.

How it Works

Contact herbicide that interferes with photosynthesis. In resistant plants, bentazon metabolizes to a non-toxic material. Uptake into the plant occurs primarily through the leaves. Thorough coverage of foliage is important for consistent weed control.

Expected Results

Weeds: Weeds turn yellow initially and then brown, usually within 2 weeks. Crops: Yellowing, bronzing, speckling or burning occurs sometimes. The crop usually outgrows the condition within 10 days. Poor results may be expected when weeds are beyond recommended growth stage, when spray coverage is poor or under poor growing conditions (cool weather conditions or drought).

Restrictions

Rainfall: Rainfall within 6 - 8 hours of application may reduce activity. **Grazing:** Do not graze treated fields or cut treated forage for silage or hay; sufficient data are not available to support such use. **Re-cropping:** No restrictions the year after treatment.

Environmental Precautions

Basagran/Basagran Forte is toxic to aquatic organisms, including fish. Do not apply this product directly or contaminate aquatic habitats or water sources.

Leaching: The use of Basagran and Basagran Forte may result in contamination of groundwater, particularly in areas where soils are permeable (e.g. sandy soil) or the water table is shallow. **Drift:** Avoid drift into non-target areas.

Basagran/Basagran Forte (cont'd)**Toxicity**

Ingestion: moderate toxicity: Acute oral LD₅₀ (rats) = 2,063 mg/kg. Slightly toxic to fish. Non-toxic to birds and bees.

Storage

Store in a heated place; freezing will not affect activity.

Betamix/Betamix β

Group 5

Formulation

Product	Company	Active ingredient	Formulation	Container size
Betamix (PCP# 19652)	Bayer CropScience Inc.	Phenmedipham: 75 g/L + desmedipham: 75 g/L	Emulsifiable concentrate	10 L
Betamix β (PCP# 28650)		Phenmedipham: 153 g/L + desmedipham: 153 g/L		10 L

Crops, Staging and Rates

Apply to sugar beet past the 2-true leaf stage. **Rate:** Betamix: 1 - 4.45 L/acre, Betamix β: 0.47 - 1.9 L/acre. Select rate based on formulation used as a broadcast equivalent in a maximum of 42 litres of water for each litre of Betamix. Use low rate on early cotyledon beets and high rate on beets with at least 4 fully expanded leaves. Repeat application for improved weed control.

Weeds and Staging

Weeds controlled at cotyledons to 4-leaf stage:

green foxtail	mustard	redroot pigweed	yellow foxtail
kochia	nightshade	stinkweed	
lamb's-quarters	ragweed	wild buckwheat	

Registered Tank Mixes

Tank mixture partner	Tank mixture rate	Remarks
Upbeet	Betamix: 0.7 - 1.4 L/acre Plus Upbeet: 14 - 28 g/acre	Do not add adjuvant. A second application should be made 5 - 10 days later or as weeds germinate.
Upbeet	Betamix β: 0.36 L/acre Plus Upbeet: 14 - 28 g/acre	

Application Information

How to Apply: Ground only. Do not apply by air. Water Volume: 40 - 80 L/acre for Betamix β, 80 - 160 L/acre for Betamix.

Application Tips

Avoid spraying until mid-afternoon when daytime temperatures will exceed 22°C. High humidity increases efficacy. Best results are obtained with repeat applications of the lowest rate commencing when the first weeds emerge. Do not apply during periods of dead calm. Avoid application when winds are gusty.

How it Works

Absorbed through leaves. Sharply inhibits rate of assimilation of CO₂ in treated plants within 6 hours. Resistant species (sugar beets) begin recovery in this time while susceptible species do not.

Expected Results

Under warm conditions, weed kill is complete in 4 - 7 days. Cool conditions require longer periods of up to 2 weeks.

Restrictions

Rainfall: Rainfall within 6 hours of application may reduce weed kill. **Grazing:** Do not graze treated crops or use for livestock feed; sufficient data are not available to support such use. **Pre-harvest Intervals:** Do not apply to sugar beet later than 60 days prior to harvest. **Recropping:** Recropping restrictions not specified on the label.

Environmental Precautions

This product is toxic to non-target terrestrial and aquatic plants, fish and other aquatic organisms. Avoid contamination of aquatic habitats by use the recommended buffer zones.

Toxicity

Phenmedipham. Acute oral LD₅₀ (rats) = > 8,000 mg/kg. Desmedipham: Acute oral LD₅₀ (rats) = > >10,250 mg/kg. Toxic to fish.

Storage

Do not store below 0°C.

BlackHawk

Group 4, 14

Formulation

Product	Company	Active ingredient	Formulation	Container size
Aim EC (PCP# 28573)	FMC.Corp. Distributed by Nufarm Agriculture Inc.	Carfentrazone-ethyl: 240 g/L	Emulsifiable concentrate	2 x 600 mL
2,4-D 700 ester (PCP# 27820)	Nufarm Agriculture Inc.	2,4-D 700 ester: 660 g/L		2 x 8.69 L

80 acres treated per case.

Crops, Staging and Rates

Pre-seed burndown prior to seeding the following crops. **Rate:** Aim EC: 15 mL/acre + 2, 4-D 700 ester: 0.212 L/acre. Weeds controlled up to 10 cm or 3 leaf rosette or less, unless specified.

barley	durum wheat	rye
chemfallow	soybeans*	winter wheat
	spring wheat	

*Delay seeding for 7 days after application and seed minimum 1" depth.

Weeds, Rates and Staging

Blackhawk

flixweed	mustards	prickly lettuce	Russian thistle	stinkweed
kochia (all biotypes)	narrow-leaved hawkbeard	pigweed	shepherd's-purse	volunteer canola (all types)

Registered Tank Mixes

Aim EC: 15 mL/acre + 2, 4-D 700 ester: 0.212 L/acre + Glyphosate 0.5 - 1.0 L/acre for enhanced control of emerged weeds

Canada thistle	dandelion
chickweed	sow thistle
cleavers	

Application Information

Apply with ground equipment only. **Water volume:** Minimum 40 L per acre.

BlackHawk (cont'd)**Application Tips**

Good growing conditions promote weed growth and enhance the activity of BlackHawk. Weeds hardened off by cold weather or drought stress may not be controlled. Insufficient water volumes or coarse sprays may also reduce control levels.

How it Works

Aim EC is a contact herbicide; therefore, coverage of the weeds is essential for control. 2,4-D is a systemic, non-selective herbicide readily absorbed through leaves or roots. It is translocated primarily in phloem with the sugars but can also move with water in the xylem. Accumulation is primarily in the young, rapidly growing meristematic regions of roots or shoots. It inhibits pigments, including chlorophyll, leading to death.

Expected Results

Symptoms appear very rapidly (a few hours under bright conditions). Leaves of weeds take on a water-soaked appearance, followed by wilting and necrosis. Susceptible plants become malformed before they die. Complete death occurs within a few days.

Restrictions

Rainfall: No rainfast period is specified on the label for Aim; required interval may be up to 8 hours. Contact manufacturer for more information. **2,4-D Ester:** A rain-free period of 2 hours is needed after application. **Grazing:** Do not permit lactating dairy animals to graze fields within 7 days after application. Do not harvest or cut treated crops for forage until 30 days after application. Withdraw meat animals from treated fields at least 3 days before slaughter. **Re-cropping:** No restrictions the year after treatment. **Restricted-entry Interval:** Do not enter treated area within 12 hours after application.

Environmental Precautions

Runoff: To reduce runoff from treated areas into aquatic habitats, avoid application to areas with moderate to steep slope, bare soil, compacted soil or clay.

Toxicity

Aim EC (Carfentrazone): Very low acute mammalian toxicity. Acute oral LD₅₀ (rats) = 4,077 mg/kg. Very toxic to algae, and much less toxic to fish and aquatic organisms.

2,4-D 700 Ester: Moderate acute mammalian toxicity. Acute oral LD₅₀ (rats) = technical 300 - 1,200 mg/kg. 2,4-D formulations are toxic to small mammals, birds, aquatic organisms and non-target terrestrial plants.

Storage

Store in a cool, dry place and avoid excess heat. 2,4-D ester may be frozen.

Broadband

Group 1, 2

Formulation

Product	Company	Active ingredient	Formulation	Container size
Broadband (PCP# 29138)	Syngenta	Pinoxaden: 92.7 g/L + florasulam: 7.7 g/L	Emulsifiable concentrate	1 X 10.53 L, 84.24 L
Adigor (adjuvant) (PCP# 28151)		48.8% Rapeseed oil + 28.2% alcohol	Liquid	1 X 11.3 L, 90.4 L

Crops and Staging

Apply to barley and spring wheat (excluding durum) from 1 leaf to flag leaf stage.

Weeds, Rates and Staging

Rate: Broadband: 263 mL/acre + Adigor adjuvant: 283 mL/acre.

Grassy weeds: 1 - 6 leaf stage prior to 4th tiller	
barnyard grass green foxtail proso millet volunteer oats	volunteer canarygrass wild oats yellow foxtail

Broadleaf weeds: 1 - 6 leaf stage		
annual sow-thistle (suppression) cleavers common chickweed hemp-nettle (suppression) lady's-thumb	perennial sow-thistle (suppression)* red-root pigweed (suppression) shepherd's-purse smartweed stinkweed	wild buckwheat wild mustard volunteer canola (except CLEARFIELD canola)

MCPA Ester or Curtail M tank-mix to Broadband will control CLEARFIELD Canola. * Applications made at advanced leaf stages will reduce product effectiveness.

Registered Tank Mixes

Tank mix products	Crop	Rate of Broadband	Notes and additional weeds controlled
MCPA ester 600: 236 mL/acre	Spring wheat (excluding durum) and barley	Broadband: 263 mL/acre	lamb's-quarters, ball mustard, common ragweed, hemp nettle, Canada thistle(top growth control), stork's-bill, flixweed, burdock, Russian thistle, prickly lettuce, dandelion(suppression)
Curtail M: 606 mL/acre			All of the above plus control of Canada thistle and annual and perennial sowthistle.
Tilt: 250 - 500 mL/acre			

Application Information

How to Apply: Ground only. Do not apply by air. Water Volume: 20 - 40 L/acre.

Application Tips

For optimum results, apply Broadband herbicide to actively growing weeds. Weeds emerging after application of Broadband will not be controlled. Do not apply to crops stressed by conditions such as frost, low fertility, drought, flooding, disease or insect damage as crop injury may result.

How it Works

Broadband herbicide is absorbed by the leaves and is rapidly translocated to the growing points of leaves and stems of target weeds. It must be applied early post emergence to the main flush of actively growing annual broadleaf and grass weeds. Thorough coverage of the plants is essential for consistent control.

Expected Results

Broadband is a systemic, post-emergence herbicide. Broadband herbicide stops growth of susceptible weeds rapidly. Actively growing, susceptible grass and broadleaf weeds stop growing within 48 hours of treatment; however, typical symptoms (discolouration) of dying broadleaf weeds may not be noticeable for 1 to 2 weeks after application. Depending on species, growing conditions and crop competition, leaves and growing points of annual grass weeds turn yellow within one to three weeks after application. Further colour changes and loss of vigour will be observed, followed by a browning and control 3 to 5 weeks after application.

Restrictions

Rainfall: Broadband alone can be used one hour before rainfall. **Grazing:** Wait a minimum of 7 days before grazing livestock on treated crops. **Pre-harvest Intervals:** Observe minimum interval to harvest of 60 days after treatment for grain and straw and of 30 days after treatment for hay. **Re-cropping:** On fields sprayed with Broadband, no crop may be seeded until the following year. There are no crop rotation limitations the year following application of Broadband.

Broadband (cont'd)**Environmental Precautions**

The active ingredient, pinoxaden, is non-toxic to birds and insects (bees) and slightly toxic to aquatic organisms. The active ingredient, florasulam, is practically non-toxic to insects (bees), aquatic invertebrates (water flea), fish, and is non-toxic to slightly toxic to birds. Avoid contamination of water supplies or aquatic habitats. Observe buffer zones specified on the label.

Toxicity

Acute oral toxicity: LD₅₀ (rats) = 3,129 mg/kg. Broadband herbicide contains materials that may cause severe pneumonitis if aspirated.

Storage

Heated storage required. Store the product in closed, original container in a well ventilated room.

Buctril M/Logic M/ Mextrol 450/Badge II

Group 4, 6

Formulation

Product	Company	Active ingredient	Formulation	Container size
Buctril M (PCP# 18022)	Bayer CropSciences	Bromoxynil: 280 g/L + MCPA 280 g/L	Emulsifiable concentrate	8 L, 128 L, 400 L
Logic M (PCP# 28109)	IPCO	Bromoxynil: 225 g/L + MCPA 225 g/L		2 x 10 L, 115 L, 450 L
Mextrol 450 (PCP# 26999)	Nufarm Agriculture	Bromoxynil: 225 g/L + MCPA 225 g/L		2 x 10 L, 100 L, 500 L
Badge II (PCP# 30370)	ADAMA Canada	Bromoxynil: 225 g/L + MCPA 225 g/L		2 x 10 L, 120 L

Crops, Staging and Rates

Rates: Buctril M: 0.4 L/acre. Logic M, Mextrol 450, Badge: 0.5 L/acre.

Crop	Staging
Field crops	
Barley, oats, spring wheat including durum	2 leaf to early flag leaf
Winter wheat - fall or spring applied	2 to 4-leaf stage in the fall or from the time growth commences to the early flag leaf stage in the spring
Fall rye	When growth commences to the early flag leaf stage in the spring.
Perennial cereal rye*	Seedling: 2 to 4-leaf stage in the fall or from the time growth commences to the early flag leaf stage in the spring. Established: 2-leaf until early flag leaf stage
Canary seed	3 to 5 leaf stage
Flax (including low linolenic acid varieties)	5 cm high up to the early flower bud stage. Best tolerance occurs when flax is 5 - 10 cm high
Corn	4 - 6 leaf stage

Crop	Staging
Seedling forage grasses (seed production)	
Bromegrass, creeping red fescue, crested wheatgrass, intermediate wheatgrass meadow fescue, meadow foxtail, orchard grass, reed canarygrass, Russian wild rye, slender wheatgrass, tall fescue, tall wheatgrass, timothy, meadow bromegrass, streamback wheatgrass	2 - 4 leaf stage
Established grasses (not underseeded to legumes)	
Timothy (for seed or hay)	3 - 6 leaf stage

* Application onto perennial cereal rye registered with Buctril M only.

Weeds and Staging

Seedlings up to 4 - leaf stage	Seedlings up to 6 - leaf stage	Seedlings up to 8 - leaf stage	Suppression
American nightshade ball mustard bluebur cocklebur cow cockle* flixweed green smartweed kochia** lady's-thumb night flowering catchfly pale smartweed redroot pigweed Russian thistle** scentless chamomile*** shepherd's-purse velvetleaf**** volunteer canola volunteer sunflower	wild tomatoes	common groundsel common buckwheat common ragweed lamb's-quarters stinkweed tartary buckwheat wild buckwheat wild mustard wormseed mustard	Canada thistle perennial sow-thistle prickly lettuce†

* In normal conditions, cow cockle will be controlled up to the 4-leaf stage. Plants beyond this stage are unlikely to be controlled. ** Spray before plants are 5 cm high. *** Spring annuals only. **** Spray before plants are 8cm high † Prickly lettuce in winter wheat only, from the 2 - 12 leaf stage

Registered Tank Mixes

Not all tank mixes are registered with all products. Check labels for registered mixes.

Tank mix partners	Crop	Buctril M, Logic M, Mextrol 450, Badge	Crop stage/comments
MCPA amine, ester, K-salt (222 mL/acre at 500 g A.I./L formulation)	Spring wheat (including durum*), barley and oats	400 mL/acre Buctril M; 500 mL/acre Logic M, Mextrol 450, Badge	2 leaf until the early flag leaf stage
Achieve Liquid (200 mL/acre) + Turbocharge 0.5% v/v / Nufarm Tralkoxydim (200 mL/acre) + Nufarm Tralkoxydim adjuvant 0.5% v/v	Spring wheat (including durum) and barley	Same rate for all mixes	2 leaf until the early flag leaf stage
Ally (3 gm/acre) + non-ionic surfactant (0.5%v/v)			
Avenge (1.42 - 1.72 L/acre)	Spring wheat (excluding durum) and barley	Same rate for all mixes	2 - 6 leaf stage. Wild oats: 3 - 5 leaf stage

Buctril M/Logic M/Mextrol 450/Badge II (cont'd)

Tank mix partners	Crop	Buctril M, Logic M, Mextrol 450, Badge	Crop stage/comments
Puma Advance (206 - 412 mL/acre) or WildCat:156 - 312 mL/acre or Bengal: 156 - 312 mL/acre with Badge or Cordon: 156 - 312 mL/acre with Buctril M or Mextrol	Spring wheat (including durum) and barley	Same rate for all mixes	Wheat: 2 - 6 leaf stage plus 3 tillers Barley: 2 - 5 leaf stage plus 2 tillers
Puma Advance (412 mL/acre) + Refine SG 4 g/acre	Spring wheat (including durum) and barley	Same rate for all mixes	Wheat: 2 - 6 leaf stage plus 3 tillers Barley: 2 - 6 leaf stage plus 3 tillers
Refine SG 3.4 g/acre	Spring wheat (including durum) and barley	Same rate for all mixes	2 leaf - early flag for crop
Everest (17 gm/acre) + non-ionic surfactant 0.25% v/v)	Spring wheat, durum	Same rate for all mixes	2 - 4 leaf stage plus 2 tillers
Horizon (93 mL/acre) + Score (0.8% v/v) or Signal (93 mL/acre) + Signal Adjuvant (0.8 % v/v)	Spring wheat, durum	Same rate for all mixes	2 flag leaf stage
Varro (200 mL/acre)	Spring wheat, durum	Buctril M 400 mL/acre	2 - 6 leaf stage plus 3 tillers but prior to jointing (presence of first node)
Axial (243 mL/acre) + Adigor (283 mL/acre) or Axial BIA (480 mL/acre)	Spring wheat and barley	Same rate for all mixes	2 - 6 leaf stage prior to 4 th tiller
Atrazine (450 - 900 mL/acre)	Corn	Same rate for all mixes	4 - 6 leaf stage
Select or Centurion (76 mL/acre) + Amigo (500 mL/acre)	Flax	Same rate for all mixes	5 - 10 cm high
Poast Ultra (130 - 190 mL/acre) + Merge adjuvant (1 L/acre)	Flax	Same rate for all mixes	5 - 10 cm high

Bayer CropScience also supports mixes containing Buctril M and Traxos or Tilt or Sevin XLR which are not on the Buctril M label. Apply mixes according to the most restrictive use limitations for either product.

Application Information

How to Apply: Ground and air (for wheat, barley and oats only). **Water Volume:** Ground: 20 L/acre or more. Corn: 80 - 120 L/acre. Seedling grasses: 60 L/acre. Established timothy: 60 L/acre. Air: 8 L/acre or more.

Application Tips

Avoid spraying during a severe drought. Under conditions of high temperature and humidity, slight discoloration of cereals may occur but no effect on crop yields. Flax is less tolerant than cereals; therefore, do not spray flax in hot, humid weather when daytime temperatures are over 25 - 29°C. Best results are achieved when weeds are sprayed in seedling stage, with good spray coverage. Corn: Buctril M at 400 mL/acre (or Mextrol/Badge/Logic M at 500 mL/acre) as an overall spray only up to 6 leaf stage. Buctril M + Atrazine (or Mextrol/Badge/Logic M + Atrazine) for a broader spectrum of weed control. Cultivation after application is not recommended.

How it Works

Bromoxynil is a contact type herbicide; therefore, good spray coverage is essential. Inhibits photosynthesis and plant respiration. MCPA is absorbed through leaves and is readily translocated in the plant.

Expected Results

Small burnt spots on the leaf can appear within hours; death takes up to 2 weeks. Poor results may be expected if poor coverage. Poor penetration through dense crop canopy.

Restrictions

Rainfall: Rainfall within 1 hour of application may reduce weed control. **Grazing:** Do not graze or harvest for greenfeed until 30 days after treatment. **Pre-harvest Intervals:** Do not cut treated crops for forage until 30 days after application. **Re-cropping:** No restrictions. **Re-entry:** DO NOT enter treated fields for at least 24 hours.

Environmental Precautions

Buctril M/Badge/Logic M/Mextrol 450 contains a petroleum distillate, which is moderately to highly toxic to aquatic organisms. Observe buffer zones specified on the label under Direction for Use. Avoid contamination of aquatic systems during application by using recommended buffer zones.

Runoff: Consider site characteristics and conditions to prevent runoff. Use of a buffer strip of untreated vegetation between the treated area and sensitive sites. **Leaching:** Leaching is possible with coarse textured soils or high water tables.

Toxicity

Acute oral LD₅₀ (rabbit) = > 505 mg/kg. Slightly irritating to skin.

Storage

Store the product in closed, original container in a well ventilated room.

Calmix Pellets

Group 4, 5

Formulation

Product	Company	Active ingredient	Formulation	Container size
Calmix Pellets (PCP# 9342)	Nufarm Agriculture Inc.	Bromacil: 3% + 2,4-D: 5%	Granules	5 kg bags

Crops: Non-crop areas. Do not use in residential areas or on driveways.

Weeds Controlled, Rates and Timing

Weeds	Rate per 100 m ²	Timing
Annual weeds and perennial seedlings	2.5 kg	May be applied during growing season, but to prevent growth, apply in fall or early spring
Shallow-rooted perennials	3.75 kg	
Heavy perennial growth	4.5 kg	
Spot treatment:	37.5 g/metre ²	
Spot treatment around power poles	Treat at 225 g for 1.25 m around each pole (approximately 5.0 metres ²)	

Application Information

How to Apply: With Calmix spreader or shaker. Do not apply by hand. Do not apply by air.

Application Tips

Do not use near lawns or flower beds. Do not apply closer than 1.5 times the height of desirable trees, ornamentals or plants. Roots from large trees may extend well beyond the height of the tree and may extend beneath areas to be treated. Be cautious where trees are in close proximity to the treatment site. Do not apply on slopes where water erosion may carry chemical onto areas of desirable vegetation. Do not contaminate water used for irrigation or other domestic uses.

Calmix Pellets (cont'd)**How it Works**

Systemic action, enters plant via roots.

Expected Results

Vegetation turns brown and dies. No new growth will appear, resulting in bare ground. Rapidity and duration of control will depend on amount of chemical applied, soil type and environmental conditions. Poor results may be expected if inadequate application rates, soil erosion removes chemical from treated area when applied on slopes or insufficient rainfall to activate chemical.

Restrictions

Rainfall: Moisture will activate and carry the herbicide into the root zone. **Movement in Soil:** Once fixed in the soil, there is very little lateral movement. Pellets and granular can be carried by erosion.

Environmental Precautions

Toxic to small mammals, birds, aquatic organisms and terrestrial plants. This product will harm broadleaved and grass plants in the vicinity of the treatment area. Do not apply to exposed roots of trees and ornamentals.

Runoff: Use a buffer strip between treated area and sensitive, non-target sites by using the recommended buffer strip.

Leaching: This product may leach in coarse textured soils or where there is a high water table. **Other Restrictions:** Do not use in residential areas. Do not make more than one application per year. Do not apply on slopes where water erosion may carry the chemical onto areas of desirable vegetation. Workers must not handle more than 30 kg of Calmix Pellets Weed Killer and Soil Sterilant per day (sufficient to treat 667 M² day at the highest rate of 4.5 kg/100 M²).

Toxicity

Bromacil: Acute oral LD₅₀ (rats) = 1,650 mg/kg. Slightly irritating to skin. 2,4-D: Acute oral LD₅₀ (rats) = 699 mg/kg. Calmix Pellets are slightly toxic to fish. Non-toxic to birds. May cause burns and may be absorbed through the skin.

Storage

Store in dry areas.

Casoron G-4

Group 20

Formulation

Product	Company	Active ingredient	Formulation	Container size
Casoron (PCP# 12533)	Chemtura Chemical	Dichlobenil: 4%	Granules	2 kg, 3 kg, 15 kg

Crops, Staging and Rates

Rate: Annual weeds: 45 - 70 kg/acre. **Quackgrass, artemisia in woody ornamentals:** 60 kg/acre in fall; 60 kg/acre again in spring. **Quackgrass, thistles, bindweed in woody ornamentals:** 91 - 111 kg/acre.

Raspberries: 71 kg/acre. **Saskatoon:** 44.4 - 71 kg/acre

Shelterbelts, windbreaks and hedgerows consisting of the following.

arborvitae	crabapple	heather honeysuckle	poplars
ash	fruit bearing trees (established	juniper	rose
birch (cutleaf-weeping)	- at least 1 year old.)	lilac	spirea
boxwood	elm	linden	willow
caragana	euonymus (burning bush)	locust	
cedar (eastern red, white)	forsythia sp	mock orange	

Note: Do not use on shelterbelts consisting of mugo pine, fir, hemlock and spruce. Do not use in or near greenhouses. Do not use on light sandy soil.

Weeds and Staging

Annuals: Apply to well prepared, weed-free soil in early spring or late fall before annual weed seeds have germinated. If annual weeds have started to germinate before application, cultivate to remove them. Do not apply until 4 weeks after transplanting any crop.

annual bluegrass	foxtail	mustard	shepherd's-purse
artemisia*	groundsel	pigweed	smartweeds
bindweed*	horsetail	plantain	sow thistle
Canada thistle*	knotweed	purple loosestrife	spurge
chickweed	kochia	purslane	vetch*
dandelion*	lamb's-quarters	quackgrass*	wild buckwheat*

*Controlled with higher rates with late fall application.

Perennials: Apply in fall (October 15 until soil freeze-up) on crops established for at least 1 year.

Note: Quackgrass and artemisia in established woody ornamentals: apply in fall and again in the early spring before May 1.

Raspberries: Apply in late fall but before soil freeze-up. Do not cultivate or work into the soil. Do not apply in spring as injury may occur.

Registered Tank Mixes

None.

Application Information

Casoron can be spread on the soil surface by hand, using small hand-held or backpack equipment, or by larger and tractor-mounted spreaders. Do not apply by air.

Application Tips

Do not apply until 4 weeks after transplanting any crop. Casoron should be applied when the soil temperature is cool. Air temperatures should be less than 15°C. Applying at higher temperatures may reduce its herbicidal activity. Casoron will stay in the upper 10 cm of soil and will not harm established plants with a well developed root system below this herbicide barrier. Do not use in seedbeds, transplant, or cutting beds or in greenhouses. Do not apply until 6 months after rooting of cuttings in the field.

How it Works

Casoron inhibits cell growth at the growing points or meristematic tissues of the plant. Weed germination and growth initiation are strongly affected. Water is necessary to move the compound into the soil. Snowmelt or rain after the application moves Casoron into the soil. Casoron inhibits germination but acts primarily on growing points and root tips.

Expected Results

Growth of emerging shoots of some perennials controlled. Tolerant crops are unaffected if roots do not come in contact with Casoron in the upper layers of the soil.

Restrictions:

Grazing: Do not graze livestock in treated areas or use treated crops for forage or fodder; sufficient data are not available to support such use. **Horticultural/Nursery Use:** Do not enter or allow worker entry into treated areas within 24 hours of application. **Re-cropping:** Do not plant vegetables or other sensitive crops the year following soil treatment.

Environmental Precautions

Casoron is toxic to aquatic organisms and slightly toxic to fish. Avoid contamination of aquatic systems during application.

Runoff: Use a buffer strip of untreated vegetation between the treated area and the edge of water bodies to reduce risk of contamination. **Leaching:** Warning. The use of this chemical may result in contamination of groundwater, particularly in areas where soils are permeable and/or the water table is shallow.

Toxicity

Low oral toxicity. Acute oral LD₅₀ (rats) = 2,000 mg/kg.

Storage

Dry storage - not affected by frost.

Chateau/Valtera/Payload

Group 14

Formulation

Product	Company	Active ingredient	Formulation	Container size
Chateau/Valtera/ Payload (PCP# 29231)	Valent Canada	Flumioxazin: 51.1%	WDG	1.13 kg, 2.27 kg

Pre-emergence Crops, Staging and Rates

Crop	Staging (Zadoks Growth Stage)	Rate
Potato (Chateau)	After hilling for the pre-emergence suppression of labelled weeds	43 g/acre (coarse and medium textured, with <5% organic matter)
Field Pea (Valtera)	Fall application prior to ground freeze prior to spring seeding peas	57g/acre (coarse texture, <5% O.M.) 85 g/acre (med. texture, < 5% O.M.)
Bare ground and waste areas (Payload)	Pre-emergence of weeds	113 g/acre (coarse texture, <5% O.M.) 170 g/acre (med. texture, <5% O.M.)

Do not apply on soils with greater than 5% organic matter (O.M.)

Weeds and Staging

Canada fleabane
common lamb's-quarters*
common ragweed*
dandelion

eastern black nightshade*
green foxtail (suppression with Valtera)
green pigweed*

hairy nightshade*
kochia
redroot pigweed*

*Suppression only with Chateau in potatoes.

Registered Tank Mixes

Tank-mix partner	Product rates
Glyphosate product, present as isopropyl amine or potassium salt	Max. 360 g/acre glyphosate

Application Information

How to Apply: Ground equipment only.

Water volume: Adequate water for complete coverage.

Application Tips

Significant crop injury may occur from applications made to poorly drained soils and/or applications made under cool, wet conditions. Severe crop injury will result when soils are flooded following applications of Chateau or Valtera WDG. Treated soil that is splashed onto newly emerged crops may result in temporary crop injury.

Moisture is necessary to activate Chateau/Valtera/Payload WDG in soil for residual weed control. Dry weather following applications of Chateau/Valtera/Payload WDG may reduce effectiveness.

Herbicide must be activated before crop emergence (cracking) or serious crop injury could occur. Irrigation with at least ½ cm of water is recommended before ground cracking occurs.

However, when adequate moisture is received after dry conditions, Chateau/Valtera WDG will control susceptible germinating weeds listed on this label. Chateau/Valtera WDG may not control weeds that germinate after application but before an activating rainfall/irrigation or weeds that germinate through cracks resulting from dry soil.

How it Works

Flumioxazin is a Group 14 herbicide. Flumioxazin controls weeds by inhibiting protoporphyrinogen oxidase, an essential enzyme required by plants for chlorophyll biosynthesis. Seedling weeds are controlled pre-emergence when exposed to sunlight following contact with the soil applied herbicide. Pre-emergence weed control with Chateau WDG is most effective when applied to clean, weed-free soil surfaces. Disturbing soil surfaces after application may reduce herbicide efficacy.

Expected Results

Will prevent growth of susceptible weeds.

Restrictions

Do not apply more than 43 g/acre Chateau WDG during a single growing season.

Use appropriate water volumes to ensure good spray coverage.

Mechanical incorporation into the soil or disturbance of the soil surface will reduce weed control.

Chateau WDG may be applied to potatoes after hilling for the pre-emergence suppression of labelled weeds. A minimum of 5 cm of soil must cover the vegetative portion of the potato plant at the time of Chateau WDG application. Application to potatoes with less than 5 cm of soil covering the vegetative portion of the potato may result in unacceptable crop injury.

Suppression of the weeds that emerge post-hilling will not be achieved if applications are made prior to hilling. Crop injury may occur if Chateau WDG is applied at hilling.

Environmental Precautions

This product is toxic to aquatic organisms and non-target terrestrial plants.

Toxicity

Acute Oral LD₅₀ (rats) = > 5,000 mg/kg.

Storage

Store in a cool, dry, secure place.

CleanStart

Group 9, 14

Formulation

Product	Company	Active ingredient	Formulation	Container size
Aim EC (PCP# 28573)	FMC Corp. Distributed by Nufarm Agriculture Inc	Carfentrazone-ethyl: 240 g/L	Emulsifiable concentrate	1 x 600 mL or 4 x 3.38 L
Credit (PCP# 25866)	Nufarm Agriculture Inc.	Glyphosate: 356 g/L	Solution	2 x 10 L, 450 L

40 acres treated per case.

Crops, Staging and Rates

Pre-seed burndown prior to seeding the following crops. **Rate:** Aim EC: 15 mL/acre + Credit: 0.5 L/acre.

barley	corn (field, sweet)	peas (field)	sunflower	chemfallow
beans, dry	flax	potatoes	triticale	
buckwheat	lentils	rye	wheat	
canola	millet	safflower		
chickpeas	mustard	soybeans		
	oats			

Harvest aid treatment*

Crop	Rate (ml per acre)
Barley, oats, wheat, millet, dry bean, chickpea, fieldpea, soybean	29 to 47 of Aim + up to 1000 mL/acre of Credit
Sorghum	29 of Aim + up to 1000 mL/acre of Credit

* DO NOT apply to crops if grown for seed purposes.

CleanStart (cont'd)**Weeds and Staging**

Weeds controlled up to 10 cm or 3 leaf rosette or less, unless specified, includes

Canada fleabane	kochia	Russian thistle	volunteer canola (all types)
chickweed	lamb's-quarters	shepherd's-purse	(1 - 3 leaf)
dandelions (spring seedlings only)	morning glory	smartweed	
field pennycress (stinkweed)	redroot pigweed	tansy mustard	
flixweed	round leaf mallow	velvet leaf	

Registered Tank Mixes

None.

Application Information

Apply with ground equipment only. **Water volume:** Minimum 40 L per acre.

Application Tips

Good growing conditions promote weed growth and enhance the activity of CleanStart. Weeds hardened off by cold weather or drought stress may not be controlled. Insufficient water volumes or coarse sprays may also reduce control levels.

How it Works

Credit is a non-selective herbicide that moves through the foliage into the roots and kills the entire plant. Aim EC is a contact herbicide; therefore, coverage of the weeds is essential for control.

Expected Results

Symptoms appear very rapidly (a few hours under bright conditions). Leaves of weeds take on a water-soaked appearance, followed by wilting and necrosis. Complete death occurs within a few days.

Restrictions

Rainfall: No rainfast period is specified on the label; required interval may be up to 8 hours. Contact manufacturer for more information. **Re-cropping:** None.

Environmental Precautions

CleanStart is very toxic to non-target terrestrial and aquatic plants. Use of a buffer strip of untreated vegetation between the treated area and the edge of water bodies will reduce risk of contamination.

Toxicity

Credit: Very low acute toxicity. Acute oral LD₅₀ (rats) = >5,000 mg/kg. Aim EC (carfentrazone): Very low acute mammalian toxicity. Acute oral LD₅₀ (rats) = 4,077 mg/kg. . Very toxic to algae, and much less toxic to fish and aquatic organisms.

Storage

Store in a cool, dry place and avoid excess heat.

Curtail M

Group 4

Formulation

Product	Company	Active ingredient	Formulation	Container size
Curtail M (PCP# 30914)	Nufarm Agriculture	Clopyralid: 50 g/L + MCPA ester: 280 g/L	Emulsifiable concentrate	2 x 8 L, 112 L, 960 L

Crops, Staging and Rates

Rate: Low rate 610 mL/acre, high rate 810 mL/acre

Crop	Staging
Wheat, spring and durum, barley, oats	3 leaf to just before flag leaf
Timothy for seed production	3 leaf to flag leaf stage
Canaryseed	3 leaf to prior to flag leaf
Flax	5 - 15 cm in height
Timothy for hay or forage (not to be used on export hay to Japan)	Established

Weeds, Rates and Staging

For best results, apply to actively growing weeds in the 1 - 4 leaf (seedling) stage and when Canada thistle is between 10 cm and up to but not including the early bud stage. Poor weed control may result under cool or dry conditions.

Low rate:

burdock	field horsetail**	prickly lettuce	sunflower, annual
Canada thistle* (low infestations)	flixweed*** (2 - 4 leaf)	ragweed	volunteer sunflower
cocklebur	lamb's-quarters	shepherd's-purse*** (2 - 4 leaf)	wild mustard
	plantain**	stinkweed*** (2 - 4 leaf)	wild radish

High rate:

annual sow thistle	kochia (suppression) (2 - 4 leaf)	smartweed
Canada thistle (medium to high infestations)	perennial sow-thistle**	tartary buckwheat
common groundsel	red root pigweed	wild buckwheat
dandelions***	Russian pigweed	vetch
	scentless chamomile (2 - 4 leaf)	volunteer canola

* Season-long control, some growth may occur in the fall. ** Top growth control. *** Spring rosettes only.

Registered Tank Mixes

Tank mix partner	Crop	Curtail M
In spring wheat (including durum) and barley		
Achieve Liquid/Bison/Marengo/Nufarm Tralkoxydim: 200 mL/acre + Turbocharge: 0.5% v/v; Nufarm Tralkoxydim adjuvant 0.5% v/v	Spring wheat, durum and barley	610 - 810 mL/acre
Assert 300 SC: 526 mL/acre or 650 mL/acre		
Axial: 243 mL/acre + Adigor: 282 mL/acre	Spring wheat and barley	610 - 810 mL/acre
Puma¹²⁰ Super/WildCat/ Bengal/Cordon: 156 or 312 mL/acre or Puma Advance: 412 mL/acre	Spring wheat, durum and barley	610 - 810 mL/acre

Curtail M (cont'd)

Tank mix partner	Crop	Curtail M
Horizon NG, NextStep NG: 376 - 473 mL/acre (no adjuvant needed) or Foothills./Signal/Ladder/ Legend: 93 - 117 mL/acre + adjuvant	Spring and durum wheat	610 - 810 mL/acre
Deploy/Nimble: 8gm/acre or Refine SG: 12 g/acre + non-ionic surfactant: 0.2% v/v (for all products)		
Everest: 17 gm/acre + AgSurf or Agral 90: 0.5% v/v	Spring wheat	610 - 810 mL/acre

Application Information

How to Apply: With: Ground equipment only. Do not apply by air. **Water volume:** 40 - 60 L/acre.

Mixing Instructions

Use mixing instructions "a" on page 13.

Application Tips

When weeds are under extreme drought stress or showing effects of excessive moisture, control can be reduced or delayed. Weed escapes may occur under prolonged stress conditions or low fertility. Do not apply to weeds stressed for more than 20 days due to lack of moisture as unsatisfactory control can result. Ensure uniform spray coverage over the entire area of target weeds.

How it Works

Clopyralid is a growth regulator type of herbicide. It is primarily absorbed through the foliage and is translocated to all parts of the plant causing leaf and stem twisting and yellowing and then death. MCPA is a systemic herbicide for broadleaf weeds, which is translocated throughout the plant causing rapid undifferentiated growth, which usually results in the death of susceptible weeds.

Expected Results

Weeds start to twist after spraying; then, plants turn brown and die. Difficult to control weeds such as Canada thistle and wild buckwheat stop growing, change colour to dark green and then turn yellow before they die. Death may not occur for 14 - 21 days after application. Some weak Canada thistle regrowth may occur by end of season.

Restrictions

Rainfall: Do not apply if rain is expected in 6 hours. **Grazing:** Do not cut or graze treated fields of wheat, barley, oats or flax within 7 days after application. **Pre-harvest Intervals:** Do not harvest wheat, barley, oats or flax within 60 days after application or within 7 days after application when harvesting for forage. Withdraw meat animals from treated fields at least 3 days before slaughter. **Re-cropping:** Fields previously treated with Curtail M herbicide can be seeded to wheat, barley, oats and rye (not under-seeded to forage legumes), canola, corn, field peas, flax, forage grasses, mustard, sugar beets or can be summer-fallowed in the following year. Do not seed to field peas for at least 10 months following treatment. Very dry soil conditions following application can result in a risk of injury to field peas grown in rotation. If severe drought conditions are experienced during the months of June to August inclusive in the year of application, delay seeding field peas an additional 12 months (total 22 months following application).

Environmental Precautions

Curtail M contains a petroleum distillate that is moderately to highly toxic to aquatic organisms. Avoid contamination of aquatic systems during application and cleanup. Observe buffer zones specified under Directions For Use on the label. **Leaching:** This product can leach under coarse soils and elevated water tables.

Toxicity

Clopyralid: Low acute mammalian toxicity. Acute oral LD₅₀ (rats) = >2,000 mg/kg. Extremely toxic to fish. MCPA: Moderate acute toxicity. Acute oral LD₅₀ (rats) = technical 700 - 880 mg/kg. May cause burns upon contact with skin and eyes, and it can be absorbed through the skin.

Storage

Store in cool (above 5°C) dry area.

Deploy/Nimble/MPower R

Group 2

Formulation

Product	Company	Active ingredient	Formulation	Container size
Deploy (PCP# 30846)	Arysta LifeScience	Thifensulfuron methyl: 50% + tribenuron methyl 25%	Water dispersible granules	320 grams
Nimble (PCP# 29467)	Chemnova			
MPower R (PCP# 30945)	NewAgco Inc.			

Crops, Staging and Rates

Apply when the cereals are in the 2-leaf to flag leaf (shot blade) stage of growth (prior to head emergence). For seedling or established grasses, apply when weeds are young and actively growing; no growth stage mentioned for grasses. **Rate:** Deploy/Nimble/MPower R: 8 g/acre plus non-ionic surfactant (Agral 90, Agsurf, Citowett Plus, or Nufarm Enhance) at 0.2% v/v or 0.2 L per 100 L of spray solution.

Cereals	Seedling or established grasses for forages or seed production
Barley Oats Wheat (spring, winter and durum)	Meadow brome, smooth brome, creeping red fescue, tall fescue, orchard grass, crested wheatgrass, intermediate wheatgrass, pubescent wheatgrass, tall wheatgrass, slender wheatgrass, streambank wheatgrass, northern wheatgrass, western wheatgrass.
	Established grasses for forage or seed production: Kentucky bluegrass.

Weeds and Staging

Apply to emerged, young, actively growing weeds that are less than 10 cm tall or across.

Weeds controlled

ball mustard	green smartweed	redroot pigweed	volunteer sunflower
chickweed	hemp-nettle	Russian thistle	wild buckwheat
common groundsel	kochia	shepherd's-purse	(cotyledon - 3 leaf)
corn spurry	lady's-thumb	stinkweed	wild mustard
cow cockle	lamb's-quarters	tartary buckwheat	
flixweed	narrow-leaved hawk's-beard	volunteer canola (excluding CLEARFIELD)	

Weeds suppressed

Canada thistle (< 15 cm tall)	round-leaved mallow (2 - 6 leaf)	sow-thistle (< 15 cm tall)	toadflax (< 15 cm tall)
cleavers (1 - 3 whorl)	scentless chamomile	stork's-bill (2 - 6 leaf)	

Caution: Apply within 24 hours of mixing.

Registered Tank Mixes

Not all mixes are registered for both products.

Tank-mix partner	Deploy or Nimble + tank mix partner rate	Additional weeds controlled
Spring, winter and durum wheat, barley		
2,4-D Ester or Amine	Deploy/Nimble/MPower R: 8 g/acre + non-ionic surfactant + 2,4-D 500: 340 - 445 mL/acre	Burdock (seedlings), cocklebur, false ragweed, giant ragweed, hare's-ear mustard, Indian mustard, prickly lettuce, Russian ragweed, tumble mustard, volunteer CLEARFIELD canola.
Spring wheat, winter and durum wheat, and barley		
MCPA	Deploy/Nimble/MPower R: 8 g/acre + non-ionic surfactant + MCPA 500: 283 - 445 mL/acre	

Deploy/Nimble/MPower R (cont'd)

Tank-mix partner	Deploy or Nimble + tank mix partner rate	Additional weeds controlled
Spring wheat (including durum) and barley		
Assert	Deploy/Nimble/MPower R: 8 g/acre + non-ionic surfactant + Assert: 525 - 646 mL/acre	Broadleaf weeds controlled by Deploy or Nimble plus wild oats at 1 - 3 leaf.
Assert + MCPA Ester	Deploy/Nimble/MPower R: 8 g/acre + non-ionic surfactant + Assert: 525 - 646 mL/acre + MCPA Ester 500: 340 - 445 mL/acre	Broadleaf weeds controlled by Deploy or Nimble + MCPA plus wild oats at 1 - 3 leaf.
Attain + surfactant** Flurox 24 + surfactant**	Deploy/Nimble/MPower R: 8 g/acre + Attain A: 121 mL/acre + Attain B: 202 mL/acre + Agral 90 or AgSurf: 0.2% v/v; 121 mL/acre Flurox + 202 mL/acre 2,4-D + surfactant	Deploy/Nimble/MPower R: 8 g/acre + Attain A: 121 mL/acre + Attain B: 202 mL/acre + Agral 90 or AgSurf: 0.2% v/v; 121 mL/acre Flurox + 202 mL/acre 2,4-D + surfactant.
Axial + Adigor	Deploy/Nimble/MPower R: 8 g/acre + Axial: 162 - 243 mL/acre + Adigor: 283 mL/acre	Low rate: Persian darnel; high rate: wild oats, volunteer oats, green foxtail, yellow foxtail, volunteer canaryseed, and proso millet.
Axial + Adigor + MCPA Ester	Deploy or Nimble: 8 g/acre + Axial: 162 - 243 mL/acre + Adigor: 283 mL/acre + MCPA Ester 500: 227 - 283 mL/acre	Low rate: Persian darnel; high rate: wild oats, volunteer oats, green foxtail, yellow foxtail, volunteer canaryseed, and proso millet.
Puma¹²⁰ Super*, Cougar, Cordon	Deploy/Nimble/MPower R: 8 g/acre + Puma ¹²⁰ Super, Cougar, Cordon: 155 - 311 mL/acre. Do not add surfactant	Broadleaf weeds controlled by Deploy or Nimble plus wild oats, green foxtail, yellow foxtail and barnyard grass.
Puma¹²⁰ Super + MCPA*; Cougar + MCPA; Cordon + MCPA	Deploy/Nimble/MPower R: 8 g/acre + Puma ¹²⁰ Super, Cougar, Cordon: 155 - 311 mL/acre. + MCPA: 226 - 340 mL/acre. Do not add surfactant	Broadleaf weeds controlled by Deploy or Nimble + MCPA plus wild oats, green foxtail, yellow foxtail and barnyard grass.
Spring wheat (excluding durum) and barley		
Banvel + surfactant	Deploy/Nimble/MPower R: 8gm/acre+ Banvelll: 44.5 mL/acre + Surfactant: 0.2% v/v	Group 2 resistant kochia.
Curtail M + Surfactant	Deploy/Nimble/MPower R: 8 g/acre + Curtail M: 0.61 L/acre + Surfactant: 0.2 % v/v	Weeds controlled by Deploy or Nimble plus Canada thistle and wild buckwheat. Apply at 3 leaf to flag leaf stage of wheat and barley.
Lontrel 360 + Surfactant	Deploy/Nimble/MPower R: 8 g/acre + Lontrel 360: 84 mL/acre + Surfactant: 0.2 % v/v	
Lontrel 360 + 2,4-D + Surfactant	Deploy/Nimble/MPower R: 8 g/acre + Lontrel 360: 84 mL + 2,4-D: 283 L/acre + Surfactant: 0.2 % v/v	Weed controlled by Deploy or Nimble plus Canada thistle, lady's thumb, perennial sow thistle, stinkweed, volunteer canola, wild buckwheat, wild mustard and suppression of cleavers.
Lontrel 360 + MCPA + Surfactant	Deploy/Nimble/MPower R: 8 g/acre + Lontrel 360: 84 mL/acre + MCPA: 340 mL/acre + Surfactant: 0.2 % v/v	
Spring wheat (excluding durum) and barley		
Lontrel 360 + Banvel	Deploy/Nimble/MPower R: 8 g/acre + Banvel: 44 mL/acre + Agral 90 or AgSurf: 0.2 % v/v	Weed controlled by Deploy or Nimble plus Group 2 resistant kochia. Apply at 2 - 5 leaf stage of crop.
Lontrel 360 + Banvel + Horizon 240 EC	Deploy/Nimble/MPower R: 8 g/acre + Banvel: 44 mL/acre + Horizon: 93 mL/acre + Score: 323 mL/acre	Weed controlled by Deploy or Nimble plus Group 2 resistant kochia, wild oats and green foxtail. Apply at 2 - 5 leaf stage of crop.
Spring wheat only (excluding durum) not underseeded to legumes		
Everest + 2,4-D + Adjuvant	Deploy/Nimble/MPower R: 8 g/acre + Everest: 17.3 g/acre + 2,4-D: 226 mL/acre + Agral 90: 0.25 % v/v	Wild oats (high infestations), green foxtail, and tame oats.
	Deploy/Nimble/MPower R: 8 g/acre + Everest: 11.5 g/acre + 2,4-D: 226 mL/acre + Agral 90: 0.25 % v/v	Wild oats (low infestations), green foxtail, and tame oats.
Horizon 240 + Score	Deploy/Nimble/MPower R: 8 g/acre + Horizon: 93 mL/acre. + Score: 0.8% v/v	Broadleaf weeds controlled by Deploy or Nimble plus wild oats, green foxtail. Apply at 2 leaf to flag leaf of the crop.
Horizon 240 EC/ Bullwhip/Signal + Banvel + adjuvant	Deploy/Nimble/MPower R: 8 g/acre + Horizon 240/ Bullwhip/Signal: 93 mL/acre + Banvel: 44 mL/acre + Score: 323 mL/acre	Broadleaf weeds controlled by Deploy or Nimble plus kochia (including Group 2 resistant kochia), green foxtail and wild oats.

Tank-mix partner	Deploy or Nimble + tank mix partner rate	Additional weeds controlled
Spring wheat including durum (Nimble only)		
Bullwhip 240 EC/Signal/ Horizon 240EC + adjuvant	Deploy/Nimble/MPower R : 8 g/acre + Bullwhip/ Signal/Horizon 240 EC: 93 - 117 mL/acre + adjuvant***	Wild oats with low rate of Bullwhip/Signal/Horizon 240 EC, wild oats and green foxtail with high rate.
Horizon 240 EC/ Bullwhip/Signal + MCPA adjuvant	Deploy/Nimble/MPower R: 8 g/acre + Horizon/Bullwhip /Signal: 93 mL/acre + MCPA: 340 - 445 mL/acre	Broadleaf weeds controlled by Deploy or Nimble + MCPA plus wild oats, green foxtail. Apply at 3 leaf to flag leaf of the crop.

* Other similar products (with identical chemistries) may have similar tank mixes. (i.e. Bullwhip + Nimble similar to Horizon + Nimble). ** Attain/Flurox 24 + Deploy/Nimble/MPower R are only registered on wheat, including durum and barley. *** Check label for appropriate adjuvant product and amount for each herbicide product.

Application Information

Apply with ground sprayers. Do not apply by air. **Water volume:** 22 L/acre minimum. Caution: Apply within 24 hours of mixing.

How it Works

Absorbed through foliage. Inhibits cell development.

Expected Results

Weed growth stops immediately. Discolouration of dying weeds may not be noticeable for 1 - 3 weeks after application depending on growing conditions and weed species. Poor results may be expected if there is improper mixing, timing, coverage or when weeds are under stress. Weeds hardened off by cold weather or drought stress may not be adequately controlled or suppressed, and re-growth may occur.

Restrictions

Rainfall: Rainfall within 4 hours of application may lessen degree of weed control. **Grazing:** Barley, oats and wheat may be grazed or fed to livestock 7 days after application. **Re-cropping:** Do not plant to any crop until 2 months after application. **Maximum Allowable Application:** Do not exceed a total of 8 g/acre of Deploy or Nimble per crop year.

Environmental Precautions

Deploy/ Nimble/MPower R are toxic to non-target terrestrial plants and aquatic organisms. Leave a 15 m buffer zone between sprayed area and sensitive habitats.

Runoff: Avoid contamination by runoff by using the recommended buffer zones.

Toxicity

Ingestion: Low toxicity. Acute oral LD₅₀ (rats) = > 5,000 mg/kg. **Dermal:** Low toxicity. **Inhalation:** Low toxicity.

Storage

Store in a cool, dry place.

Distinct

Group 4, 19

Formulation

Product	Company	Active ingredient	Formulation	Container size
Distinct (PCP# 25811)	BASF Canada	50% Dicamba and 20% Diflufenzopyr	Wettable granule	2 x 2.3 kg

1 jug treats 20 - 40 acres, 1 case treats 40 - 80 acres

Crops, Staging and Rates

Crop	Rate
Chemfallow and post harvest	57 g/acre - 115 g/acre
Field corn (2 - 6 leaf)	115 g/acre

Note: Chemfallow - Distinct + glyphosate must be applied with Merge (200ml/acre), The surfactant is not included in the package.

Weeds and Staging

Broadleaf: Apply up to the 8 leaf stage unless otherwise specified.

Broadleaf weeds controlled (58 g/ac)

dandelion*	kochia	narrow-leaved hawk's beard
wild buckwheat		

Broadleaf weeds controlled (115 g/ac) (above weeds plus)

Canada thistle*	lady's thumb	tall water hemp
common cocklebur	lamb's quarters	velvet leaf
common ragweed	red root pigweed	volunteer canola (up to 4 leaf)

* Top growth control

Registered Tank Mixes

Distinct should always be tank mixed with glyphosate 0.5 - 1 L/acre of 360 g/l equivalent for chemfallow and post-harvest applications. Merge (200ml/acre) is always required regardless of the glyphosate formulation used. In field corn, Distinct should be applied alone with 1.25% non-ionic surfactant + 1.25% of 28% UAN.

Application Information

How to Apply: Ground equipment only. **Water Volume:** 20 - 40 L/acre. Use higher water volume (40 L/acre) when for dense weed stands or larger weeds.

Application Tips

Good growing conditions promote weed growth and enhance the activity of Distinct. Weeds hardened off by cold weather or drought stress may not be controlled. Insufficient water volumes or coarse sprays may also reduce control levels.

How it Works

Absorbed through roots and leaves and translocated in phloem and xylem causing a disruption in cell metabolism.

Restrictions

Rainfall: Rainfall within 4 hours of application may reduce activity. **Grazing:** Do not graze treated fields for 75 days after corn application. **Re-cropping Restrictions:** Contact manufacturer for a list of approved crops the following season.

Toxicity

Slightly toxic after single ingestion. Relatively non toxic after short-term skin contact. Acute oral LD₅₀ (rats) 1,600 mg/kg.

Storage

Store in a cool, dry place.

Dual II Magnum

Group 15

Formulation

Product	Company	Active ingredient	Formulations	Container size
Dual II Magnum (PCP# 25729)	Syngenta	Metolachlor: 915 g/L	Solution	1 x 12 L, 450 L

Crops, Staging and Rates

Pre-plant incorporated or irrigated within 10 days if applied pre-emergent **Rate:** Apply at 0.7 L/acre.

Field crops			
corn (hybrid, field, sweet, silage)	dry common beans	lima beans	pinto beans
peas (grown for processing)	potatoes	soybean	sugar beet
sweet white lupins	carrots	pumpkin and winter squash	red beets
field peppers			
Shelterbelts consisting of trees in their second year or older			
black spruce	jack pine	Norway spruce	poplar
red pine	white pine	white spruce	
Fruits and vegetables			
fruit trees (bearing and non-bearing)	newly planted strawberries	cantaloupe, cucumber	

Weeds, Rates and Staging

Pre-emergent, if irrigated within 10 days, or pre-plant incorporated

American nightshade	eastern black nightshade	old witch grass	yellow nutsedge (preplant incorporation only)
barnyard grass	fall panicum	redroot pigweed (suppression)	
crabgrass (hairy and smooth)	green foxtail	yellow foxtail	

Registered Tank Mixes

Apply pre-plant incorporated or pre-emergence with irrigation.

Tank-mix partner	Tank mixture rate
Aatrex 480 (Corn only)	Dual II Magnum: 0.5 - 0.7 L/acre + Aatrex 480: 0.85 - 1.25 L/acre + non-ionic surfactant: 0.1% v/v

Application Information

How to Apply: Apply with ground equipment: band or overall spray. **Water volume:** 28 - 56 L/acre.

Incorporation: Incorporate to 5 cm. Do not exceed this depth since product dilution can occur. If using tandem discs, set to cut to a depth of 10 cm operated at 6 - 9 km/h. If using vibrating shank cultivators with overlapping sweeps, set 10 cm deep and operate at 10 - 13 km/h. Spike tooth or diamond tooth harrows are good incorporation equipment. Immediate incorporation is not necessary although desirable.

Dual II Magnum (cont'd)**Application Tips**

For band treatments, use a press wheel ahead of the nozzle to level the band.

How it Works

Inhibits germination, particularly grasses.

Expected Results

Annual grasses do not germinate or under dry conditions, may die back soon after emergence.

Restrictions

Rainfall: Moisture required to move chemical to area of germination but an excess may move it below this area.

Grazing: Do not graze treated immature crops or cut for hay. Sufficient data are not available to support such use. In the case of corn, immature means before ear emergence. **Pre-harvest Interval:** Do not harvest corn within 80 days, asparagus 16 days, sweet corn 50 days of making a post-emergent application. Make only one application per season.

Recropping: Winter cereals may be seeded 4.5 months after treatment.

Environmental Precautions

Dual II Magnum is moderately to highly toxic to aquatic organisms. Avoid contamination of aquatic systems during application. Leave a buffer zone of 29 m between the sprayed area and the edge of any sensitive habitats. **Runoff:** Reduce the possibility of runoff from treated areas through the use of recommended buffer zones.

Toxicity

Ingestion: Slightly toxic. Acute oral LD₅₀ (rats) = 2,149 mg/kg. Dermal: Slightly toxic.

Storage

Heated storage required.

DyVel

Group 4

Formulation

Product	Company	Active ingredient	Formulations	Container size
DyVel (PCP# 16545)	BASF Canada	Dicamba: 84 g/L + MCPA K-salt: 336 g/L	Solution	2 x 10 L jug

One case treats 40 acres.

Crops, Staging and Rates

Rate: Apply at 500 mL/acre

Crop	Staging
Spring wheat Durum wheat Barley Oats	2 - 5 leaf stage
Winter wheat	In spring when winter wheat is 15 - 25 cm tall, before shot blade stage

Weeds and Staging

ball mustard	cow cockle**	Indian mustard	Russian pigweed	volunteer sunflowers
burdock	false ragweed	kochia	Russian thistle	wild buckwheat
Canada thistle ***	flixweed	lady's-thumb	shepherd's-purse	wild mustard
cleavers*	giant ragweed	lamb's-quarters	stinkweed	wild radish
cocklebur	green smartweed	perennial sow-thistle ***	tartary buckwheat	
common ragweed	hare's-ear mustard	prostrate pigweed	tumble mustard	
corn spurry **	hemp-nettle (6.5)**	redroot pigweed	volunteer canola ****	

* Suppression.

** For best results apply when weed is at 2-to 3-leaf stage.

*** Top growth control. Weeds may not be controlled if application is made at a more advanced stage of crops and weeds.

**** Best results will be obtained if application is at the 2 to 4 leaf stage.

Registered Tank Mixes

Tank-mix partner	DyVel + tank mix partner rate	Additional weeds controlled
In spring wheat (including durum) only		
Everest + Adjuvant	DyVel: 505 mL/acre + Everest: 17.4 g/acre + Agral 90 or AgSurf: 0.25 % V/V	Weeds controlled or suppressed by DyVel plus wild oats and green foxtail. Apply at 1 - 6 leaf stage of the crop
Horizon + NG/ NextStep Ng or Foothills/Signal/Ladder/Legend + Adjuvant	DyVel: 505 mL/acre + Horizon NG/NextStep NG: 376 mL/acre or Foothills/Signal/Ladder/Legend: 93 mL/acre + adjuvant: 0.8 % V/V	Weeds controlled or suppressed by DyVel plus wild oats. Apply at 2 - 5 leaf stage of the crop
	DyVel: 505 mL/acre + Horizon NG/NextStep NG: 473 mL/acre + or Foothills/Signal/Ladder/Legend: 117 mL/acre + adjuvant: 1.0 % V/V	Weeds controlled or suppressed by DyVel plus wild oats, green foxtail and yellow foxtail. Apply at 2 - 5 leaf stage of the crop

Application Information

How to Apply: Apply with ground sprayers or by air. **Water volume:** Ground: 40 L/acre. Air: 8 L/acre minimum.

Mixing Instructions

When using Dyvel + clodinafop propargyl, add Dyvel first, then the clodinafop, then the adjuvant (where required).

Application Tips

Best under good growing conditions and air temperature 10 - 25°C. Avoid application when crop is under stress from disease or adverse environmental conditions. Avoid application if frost or severe drop in night temperature is forecast. Crop damage can occur if the chemical is applied at any time other than the recommended crop stage. Shortening of straw may occur without loss in yield.

How it Works

DyVel is a systemic herbicide absorbed through the roots and leaves and translocated readily.

Expected Results

Weeds: Twisting, bending of main stem and leaf petioles, cupping of leaves or increase in root size occur within 10 - 14 days. Poor results may be expected if older weeds are sprayed or if less than recommended water volume is used.

Restrictions

Rainfall: Rainfall within 4 hours of application may reduce activity. **Grazing Restrictions:** Do not harvest forage or cut hay within 30 days after application. Do not permit lactating dairy animals to graze fields within 7 days after application. Withdraw meat animals from treated fields at least 3 days before slaughter. **Pre-harvest Intervals:** 60 days. **Re-cropping:** No restrictions the year after treatment.

Environmental Precautions

DyVel is toxic to aquatic organisms and non-target terrestrial plants. Leave a 15 m buffer zone between last spray swath and sensitive wildlife habitats such as shelterbelts, wetlands, sloughs, and woodlots.

DyVel (cont'd)

Surface Runoff: Avoid applying this product when heavy rain is forecast. **Leaching:** This product can leach where soils are permeable (e.g. sand, loamy sand and sandy loam soils) and/or the depth to the water table is shallow.

Toxicity

Low acute mammalian toxicity. Acute oral LD₅₀ (rats) = dicamba 2,629 mg/kg, MCPA = 700 mg/kg. Non-toxic to birds, fish and bees. May cause burns and can be absorbed through the skin.

Storage

Protect from freezing, but if frozen, no activity is lost if completely resuspended.

DyVel Dsp

Group 4

Formulation

Product	Company	Active ingredient	Formulations	Container size
DyVel DSP (PCP# 27856)	BASF Canada	Dicamba: 110 g/L + 2,4-D: 295 g/L + Mecoprop-P: 80 g/L	Solution	2 x 10 L jug 110 L shuttle

Crops, Staging and Rates

Crop	Stage	Rate per acre
Spring wheat (including durum)	3 - 5 leaf	0.34 - 0.45 L
Winter wheat	Before crop is 30 cm tall in the spring (top leaf extended)	0.34 - 0.45 L
Barley	2 - 3 true leaf	0.34 L
Corn**	Before crop is 15 cm tall (top leaf extended)	0.34 - 0.45 L
Stubble fields and summerfallow	Stage according to weed	0.45 - 0.71 L
Pasture lands*	Do not apply on freshly seeded pastures until established.	1.31 L
Roadside	Stage according to weed	1.31 L

* Do not apply to a pastureland where legumes are present. Most legumes may be damaged. ** Field corn only. Do not apply to sweet corn.

Weeds and Staging

For best results, apply when weeds are actively growing and are in 2 - 3 leaf stage, unless otherwise noted.

Easy to kill - Use the low registered rate for each crop to control the following weeds			
annual smartweeds	knotweed	Russian thistle	wormseed mustard
ball mustard	kochia	sow thistle	volunteer canola (2 - 4 leaf stage, prior to bolting)
cocklebur	lady's-thumb	stinkweed	
common ragweed	lamb's-quarters	tall mustard	
corn spurry	prostrate pigweeds	wild buckwheat	
hedge bindweed	redroot pigweed	wild mustard	
Hard to kill - Use the high registered rate for each crop to control the following weeds or to be used when there are heavy weed populations or adverse weather conditions			
Canada thistle (top growth control only)*	cleavers (suppression) (1 - 2 whorl)	Jerusalem artichoke	tartary buckwheat
	field bindweed (best when actively flowering)	round-leaved mallow (suppression)	
cow cockle	flixweed	shepherd's-purse	

Pasture and along roadsides - Spring: Apply when weeds are in 2 - 5 leaf stage and actively growing			
alders	bull thistle	poison ivy	sheep laurel
chicory	goat's-beard	ragwort	white cockle

Do not apply to pastures with legumes, they will be killed or damaged.

Registered Tank Mixes

Tank-mix partner	DyVel + tank mix partner rate	Additional weeds controlled
In spring wheat (including durum)		
Everest + Adjuvant	DyVel DSP: 343 mL/acre + Everest 17 g/acre + Agral 90 or AgSurf: 0.25% v/v	Weeds controlled or suppressed by DyVel DSP plus wild oats and green foxtail.
In corn		
Aatrex 480	DyVel DSP: 343 - 445 mL/acre + Aatrex 480: 910 mL/acre	Apply when corn is 5 to 10 cm in height and before the broadleaf weed reaches 10 cm in height and the annual grasses exceed the two leaf stage.

Application Information

How to Apply: With: Ground equipment. Do not apply by air. **Water volume:** 40 L/acre for cereals; 81 - 142 L/acre for corn.

Application Tips

Ensure that proper rate, water volume and timing is used; otherwise, crop injury may occur. Risk of crop injury increases as water volume drops below 36 L/acre. Do not apply when temperatures exceed 27°C and relative humidity is very high. Apply to weeds that are actively growing and are in the 2 - 3 leaf stage for best results.

How it Works

Accumulates in the growing points resulting in abnormal growth, which disrupts the transport system in plants.

Expected Results

Weeds: Visible effects occur 7 - 14 days after spraying. Leaves curl, leaf petioles twist, leaf edges turn brown, the whole plant ceases growth, eventually turns brown and dies. **Crop:** Improper applications can result in abnormal bending at the internodes of grain stalks, difficulty in head emergence from sheath, curled awns, malformed kernels and sterile florets. Poor results may be expected with overmature weeds, inadequate coverage or rainfall less than 4 hours after application.

Restrictions

Rainfall: within 4 hours of application may reduce activity. **Grazing:** Do not permit lactating dairy animals to graze fields within 7 days after application. Withdraw meat animals from treated fields at least 3 days before slaughter.

Pre-harvest Intervals - Stubble Land, Roadsides, Pasturelands and Summerfallow: Do not harvest forage or cut for hay within 30 days after application.

Environmental Precautions

This product is toxic to small mammals, birds, aquatic organisms and non-target terrestrial plants. Observe buffer zones specified under Directions for Use on the label.

Drift: Garden crops and ornamental plants are very sensitive to drift. **Runoff:** Avoid water contamination through runoff or leaching by observing recommended buffer zones and avoid application on coarse textured soils or areas with a high water table.

Toxicity

Ingestion: Slightly toxic. Acute oral LD₅₀ (rats) = 1,000 mg/kg. Dermal: Slightly toxic. Non-toxic to fish and bees.

Storage

Heated storage preferred. If frozen, shake thoroughly before use.

Eclipse III

Group 4, 9

Formulation

Product	Company	Active ingredient	Formulations	Container size
Eclipse III A (PCP# 29032)	Dow AgroSciences	Clopyralid: 360 g/L	Solution	4.45 L
Eclipse III B (PCP# 29033)	Dow AgroSciences	Glyphosate: 480 g/L DMA		2 X 7.5 L

Crops, Stage and Rates

Crop	Stage	Rate per acre
Glyphosate tolerant canola varieties* (i.e. Roundup Ready canola)	2 - 6 leaf stage	Eclipse III A: 113 mL Eclipse III B: 380 mL

*Some short-term, visual yellowing may occur when Eclipse III tank mix is applied at the late application 4 to 6 leaf stage of the crop. This effect is temporary and will not influence crop growth, maturity or yield.

One case will treat 40 acres.

Weeds Controlled

Annual grasses

green foxtail

volunteer barley

volunteer wheat

wild oats

Annual broad-leaved weeds

chickweed

kochia*

redroot pigweed

volunteer canola

cleavers

lady's-thumb

Russian thistle

(non-glyphosate tolerant)

corn spurry

lamb's-quarter

shepherd's-purse

wild buckwheat

cow cockle

night-flowering

smartweed

wild mustard

hemp nettle

catchfly

stinkweed

wild tomato

Perennial weeds

Canada thistle, quackgrass

dandelion < 15 cm diameter

dandelion > 15 cm diameter

perennial sow-thistle (season-long top growth control)

(top growth)

(suppression)

*Eclipse will not control kochia biotypes resistant to glyphosate (Group 9).

Application Information

How to Apply: Apply with ground equipment only. Do not apply by air. Note: Do not use galvanized steel or unlined steel tanks as a combustible gas may be formed. **Water volume:** 40 L/acre.

Application Tips

Ensure that the crop has not advanced beyond the recommended leaf stage for application. Treat crops during warm weather when weeds are actively growing. Best results are obtained when Canada thistle is actively growing and soil moisture is adequate for rapid growth. Do not treat weeds under poor growing conditions. Reduced results may occur when treating weeds heavily covered with dust. Reduced results may occur if water-containing soil is used, such as water from ponds and unlined ditches.

How it Works

Eclipse tank mix is readily absorbed by foliage and roots. Eclipse A is a systemic, hormone-type herbicide absorbed by leaf, stem surfaces and roots and translocated upwards and downward. Eclipse B is a non-selective, systemic herbicide that moves from the foliage into the roots and kills the entire plant. Maximum efficacy results from foliar application to young, actively growing plants.

Expected Results

Under good growing conditions, wilting and yellowing of annuals occurs within 2 - 4 days. Herbicide symptoms on affected annual and perennial weeds may also include swollen growing points and roots, cupping of leaves, twisted and distorted stems and leaves. Cool or cloudy weather may slow activity. Affected weeds turn yellow before turning brown as they die. Death of weeds may not occur until 14 - 21 days after application. Browning of above ground growth and deterioration of roots occurs.

Restrictions

Rainfall: Do not apply if rainfall is forecast for the time of application. **Grazing:** Allow 3 to 5 days before grazing treated areas. **Re-cropping:** Fields previously treated with Eclipse III tank mix can be seeded the following year to wheat, oats, barley, rye (not underseeded with legumes, clover or alfalfa), forage grasses, flax, canola, mustard, field peas, or they can be summerfallowed. Seed only those crops listed above in the year following treatment. Do not seed to field peas for at least 10 months following treatment. Very dry soil conditions following application can result in a risk of injury to field peas grown in rotation. If severe drought conditions are experienced during the months of June to August inclusive in the year of application, delay seeding field peas an additional 12 months (total 22 months following application). **Manure and Straw:** Residues of the herbicide tank mix occurring in the straw may be harmful to susceptible plants. Do not use straw or crop residue from treated crops for composting or mulching susceptible broadleaved crops. If the straw or crop residue is used for animal bedding or feed, return the manure to fields to be planted to clopyralid tolerant crops such as wheat, barley, oats, rye, forage grasses, canola or flax. Do not grow susceptible crops such as peas, beans, lentils, potatoes, sunflowers or other sensitive crops on land which has been mulched with straw containing clopyralid residues within the last 12 months. such as peas, lentils, potatoes, and sunflower.

Environmental Precautions

Avoid contamination of non-target land, water or irrigation ditches. Do not use Eclipse III tank mix where it can enter water bodies.

Toxicity

Eclipse A: Ingestion: Non-toxic. Acute oral LD₅₀ (rats) = > 5,000 mg/kg.

Eclipse B: Non-toxic. Acute oral LD₅₀ (rats) = > 5,000 mg/kg.

Storage

Store in heated storage. If products are frozen, bring to room temperature and agitate before use.

Edge Granular

Group 3

Formulation

Product	Company	Active ingredient	Formulations	Container size
Edge (PCP# 20980)	Dow AgroSciences	Ethalfuralin: 5%	Granules	25 kg, 544 kg

Crops, Staging and Rates

Fall pre-plant incorporated: Apply between September 1 and soil freeze-up. **Spring:** Cultivate to destroy weeds, Apply prior to seeding and incorporate.

Rate: 6.9 - 11.3 kg/acre

canola	coriander	fab beans	mustard (yellow only)	safflower
caraway	dry beans (white or kidney only)	lentils (fall application only)	peas	soybeans
				sunflower

Weeds Controlled

Annual grasses				
barnyard grass	green foxtail	volunteer barley*	wild oats*	
crabgrass	fall panicum	volunteer wheat*	yellow foxtail	
Broadleaved weeds				
chickweed	cow cockle	lady's-thumb*	prostrate pigweed	Russian thistle*
cleavers*	hemp-nettle*	lamb's-quarters	purslane	wild buckwheat
corn spurry	kochia	nightshade*	redroot pigweed	

* Suppression

[back to
Herbicide Index](#)

Purchase the printed edition of *Crop Protection 2015* for only \$12. Buy it on-line at rtw.ca/blue

Edge Granular (cont'd)**Rate**

Organic Matter	Spring: sand to sandy loam (kg/acre)	Spring: loams to clay (kg/acre)	Spring: loams to clay (kg/acre)	Fall: loams to clays (kg/acre)
2 - 4% (dk brown soils)	6.9	6.9	8.9	8.9
4 - 6% (black soils)	6.9	8.9	8.9	11.3
6 - 15% (deep black soils)	8.9	8.9 - 11.3*	11.3	11.3

* For improved results on medium-heavy texture soils with 6 to 15% organic matter, use the higher rate in fields with high populations of weeds.

Application Information

Incorporation: First incorporation must be done within 24 hours of application. Second incorporation should be done at right angles to the first.

Spring application: Apply Edge 5G when the soil is in good working condition. Ensure that the early season flush of weeds are killed by either first or second incorporation. Delay second incorporation a minimum of 3 days. This allows time for greater release of Edge from the granule into the soil and assures a more uniform distribution.

Fall application: It is recommended that both incorporations be completed in the fall. For optimum weed control, prework the field early in the spring to promote germination of weeds and to allow green growth of resistant weeds to develop. Use a 5 - 8 cm deep cultivation with vibrashank type cultivator or disc prior to seeding to destroy existing green growth.

Implements: A tandem disc, discer, or field (vibrashank) cultivator is recommended. Set to work 8 - 10 cm deep. Operate disc implements at 7 - 10 km/hr; cultivators at 10 - 13 km/hr. Do not use a field cultivator to incorporate when soil is crusted, lumpy or too wet for good mixing. A tandem disc gives best mixing action on stubble.

Application Tips

To avoid concentrating wild oat and volunteer cereal seeds below the treated layer, do not plow the land prior to Edge application. Do not apply to fields spread with manure during the past 12 months. Do not apply to soils subject to prolonged periods of flooding or soils in poor working condition. Edge 5G can be used where trash is heavier or on standing weeds provided they do not interfere with distribution of the granules and do not limit incorporation. Do not apply on soils with less than 2% organic matter. Application on eroded knolls or Grey Wooded soils with highly variable texture and organic matter may result in a reduced crop stand, delayed development or reduced yield in either treated crop or rotational crop.

How it Works

A pre-emergence herbicide that kills seedlings as they germinate. Inhibits cell division in the actively growing points of the root and shoot. Does not control established weeds.

Expected Results

Weeds: Most die before emerging. Weeds will exhibit swelling of the coleoptile region, stubby, thick primary root development and lack of secondary roots. Plants die from lack of ability to obtain moisture.

Restrictions

Grazing: Do not graze the treated crops or cut for hay. There are not sufficient data available to support such use.

Re-cropping: Do not grow oats, sugar beets and small-seeded grasses such as timothy, canaryseed grass and creeping red fescue in rotation following a crop treated with Edge herbicide. Do not seed wheat as a rotational crop on land if trifluralin and/or ethalfluralin have been used at an oilseed/special crop/barley rate for two consecutive crops. Do not direct seed (zero till) a rotational crop into standing stubble on land that has been treated with trifluralin or ethalfluralin for the previous crop. Cultivation prior to seeding of the rotational crop is strongly recommended to help aerate the soil and promote seedbed conditions, which will enhance seed germination.

Caution: The persistence of Edge herbicide is influenced by soil moisture and the majority of breakdown occurs during the growing season. If drought or extended dry periods were present in the previous year, higher levels of Edge herbicide may be present in the soil. To reduce the possibility of injury to rotational crops, seed shallow into a warm, moist seedbed using recommended agronomic practices and seeding depths. As an additional safety precaution, seeding rate may be increased slightly (10%).

Environmental Precautions

Direct contamination of any body of water with this product may kill fish. Do not contaminate any body of water by direct application, cleaning of equipment or disposal of wastes.

Toxicity

Ingestion: Non-toxic. Acute oral LD50 (rats) = > 5,000 mg/kg. **Dermal:** slightly toxic.

Storage

Store in areas not exposed to high temperatures or prolonged, direct sunlight. Also, do not let product remain standing in applicators under these conditions. After filling the granular applicator, close the lid immediately to avoid prolonged exposure to direct sunlight.

Embutox/Caliber/Cobutox

Group 4

Formulation

Product	Company	Active ingredient	Formulations	Container size
Caliber 625 (PCP# 27910)	Loveland Products	2,4-D B: 625 g/L	Emulsifiable concentrate	10 L jug
Cobutox 625 (PCP# 27911)	Interprovincial Cooperatives			
Embutox 625 (PCP# 27912)	Nufarm Agriculture			

Crops, Staging and Rates

Crop	Stage	Rate per acre
Cereals		
Wheat (including durum), barley, oats	After the crop has five fully expanded leaves but before the early flag leaf (shot-blade or boot) stage.	0.71 - 0.91 L
Corn, field	After the crop is 40 cm high but before the beginning of tasseling. Use drop nozzles.	0.71 - 1.1 L
Forages		
Seedling alfalfa, bird's-foot trefoil	From the first to the fourth trifoliate leaf stage	0.71 - 0.91 L
Seedling clovers (alsike ^{***} , red ^{***} , Dutch) but not sweet clover	As soon as possible after the first trifoliate leaf stage.	0.71 - 0.91 L
Pasture containing forage legumes	After cutting or grazing preferably when regrowth is not above 7.5 cm high.	0.71 - 1.1 L
Seedling grasses ^{**} for forage	2-4-leaf stage of seedling grasses.	0.71 - 0.91 L

Weeds Controlled**Weeds controlled at 0.71 L/acre (1 - 2 leaf stage)**

ball mustard	ragweed,	shepherd's purse	wild mustard (up to 4 leaf stage)
lamb's-quarters	redroot pigweed	stinkweed	wormseed mustard

Weeds controlled at 0.91 L/acre (1 - 2 leaf stage)

bull thistle (rosette to early bud stage)	dandelions (prior to bud stage) ¹	narrow-leaved hawk's beard (fall rosette stage, after alfalfa has gone dormant)	wild buckwheat
Canada thistle (15cm to early bud) ¹	field bindweed (late summer) ¹	alfalfa has gone dormant)	wild radish
chicory (rosette stage)	green smartweed (at 1.1 L rate)	oak-leaved goosefoot	yellow rocket (late September to mid October)
curled dock (early growth stage)	horsetail (10 - 15 cm high) ¹	perennial sow-thistle (rosette stage) ¹	
	lady's-thumb (at 1.1 L rate)		

^{*} Oats may be damaged if treated before the recommended growth stage. ^{**} Smooth brome grass, creeping red fescue, meadow fescue, tall fescue, orchard grass, timothy, crested wheatgrass, intermediate wheatgrass, streambank wheatgrass, tall wheatgrass. ^{***} Red and Alsike clover may be damaged by 2, 4-D B application. ¹ Suppression

Embutox/Caliber/Cobutox (cont'd)**Registered Tank Mixes**

Tank-mix partner	2,4-D B + tank mix partner rate	Additional weeds controlled
In seedling alfalfa and bird's-foot trefoil		
MCPA amine	2,4-D B: 0.51 L/acre Plus MCPA amine 500: 28 mL/acre or 23.6 mL/acre of MCPA amine 600	Improve control of wild mustard and narrow-leaved hawk's beard in alfalfa and bird's-foot trefoil.

Application Information

How to Apply: Ground equipment. Do not apply by air. **Water Volume:** 60 - 80 L/acre.

Application Tips

Do not exceed recommended rate and apply at appropriate growth stage for each crop. Apply product in warm weather. Do not apply under drought conditions. Application must be made before the crop shields the weeds.

How it Works

Susceptible plants convert 2,4-DB to 2,4-D. Certain legumes do not convert it. 2,4-DB is translocated to actively growing parts.

Expected Results

Weeds should die within 2 - 3 weeks of treatment. Smartweeds seedlings only stunted.

Restrictions

Rainfall: Rainfall before the foliage has dried from the spraying may decrease activity. **Grazing:** Do not use treated crops for grazing of livestock or green feed until 30 days after application

Environmental Precautions

2,4-D B formulations contain a petroleum distillate, which is moderately to highly toxic to aquatic organisms. Do not contaminate ponds, streams, rivers and other water sources.

Toxicity

Low acute mammalian toxicity. Acute oral LD₅₀ (rats) = 1,603 mg/kg. Toxic to fish. Non-toxic to birds and bees.

Storage

Heated storage is not required. If frozen, warm to 20 - 22°C and agitate thoroughly.

Enforcer D

Group 4, 6

Formulation

Product	Company	Active ingredient	Formulation	Container size
Enforcer D (PCP# 30690)	Nufarm Agriculture	80 gm/L fluroxypyr + 190 g/L bromoxynil + 240 g/L 2,4-D ester	Emulsifiable concentrate	2 x 10 L, 120 L, 480 L

Crops, Staging and Rates

Crop	Rate/acre	Specific comments
Barley	243 - 486 mL/acre	4 leaf to early flag leaf
Wheat, (spring, durum)		

Weeds and Staging

243 mL/acre		486 mL/acre: previous weeds plus	
broadleaf plantain cleavers (up to 8 whorl) common groundsel hemp-nettle knotweed kochia (up to 5 cm) lady's thumb lamb's-quarters	night flowering catchfly shepherd's purse stinkweed stork's bill volunteer canola wild mustard	Canada thistle (suppression) dandelion field horsetail redroot pigweed round-leaved mallow Russian thistle	volunteer flax wild buckwheat

Registered Tank Mixes

Tank mix partners	Crop	Enforcer D rate	Crop stage/comments
Achieve, Nufarm Tralkoxydim or other tralkoxydim herbicides	Barley and wheat (spring, durum and winter)	0.243 - 0.486 L/acre	4 leaf to early flag. Follow the tank mix partners recommended crop stage as well
Cordon or Puma Advance or other fenoxaprop-ethyl herbicide	Barley and wheat (spring, durum and winter)		4 leaf to early flag. Follow the tank mix partners recommended crop stage as well
Everest	Wheat (spring, durum and winter)		4 leaf to early flag. Follow the tank mix partners recommended crop stage as well
Signal or Nufarm Clodinafop or other clodinafop herbicide	Wheat (spring, durum and winter)		4 leaf to early flag. Follow the tank mix partners recommended crop stage as well

Application Information

Rate: 0.243* - 0.486 L/acre

Water: 40 L/acre

* Use the 0.243 L/acre rate only when the weeds are smaller and the fields have light infestation of weeds.

How it Works

Bromoxynil is a contact type herbicide; therefore, good spray coverage is essential. Inhibits photosynthesis and plant respiration. Fluroxypyr and 2,4-D ester herbicides are non-selective and non-residual. The components of these products move within the plant to control exposed and underground plant tissue. It mimics naturally occurring plant hormones and controls weeds by disrupting normal plant growth patterns. Symptoms include twisting of stems and swollen nodes.

Expected Results

Small burnt spots on the leaf can appear within hours; death takes up to 2 weeks. Poor results may be expected if poor coverage, poor penetration through dense crop canopy. Weeds start to twist shortly after spraying. After twisting and bending, plants stop growing, turn brown and die.

Restrictions

Do not use treated crops for grazing livestock or green feed until 30 days after application. Withdraw meat animals from treated fields at least 3 days before slaughter. Do not harvest the treated crop within 60 days after application.

Toxicity

Acute oral LD₅₀ (rats) 1030 mg/kg.

Storage

Store in original containers in a secure, dry, heated storage.

Enforcer M

Group 4, 6

Formulation

Product	Company	Active ingredient	Formulation	Container size
Enforcer M (PCP# 30691)	Nufarm Agriculture	80 gm/L fluroxypyr + 200 g/L bromoxynil + 200 g/L MCPA ester	Emulsifiable concentrate	2 x 10 L, 120 L, 480 L

Crops, Staging and Rates

Crop	Rate/acre	Specific comments
Barley	253 - 500 mL/acre	2 leaf to early flag leaf
Wheat, (spring, durum, winter)		

Weeds and Staging

Seedlings up to 4 leaf stage unless otherwise noted

253 mL/acre	500 mL/acre (all previous weeds plus those below)	
kochia (up to 5 cm tall) lamb's- quarters (up to 6 leaf) wild mustard (up to 6 leaf) wild buckwheat (suppression)	American nightshade (up to 4 leaf) ball mustard (up to 4 leaf) bluebur Canada thistle (top growth control) chickweed (up to 6 leaf) cleavers (up to 6 whorls) common groundsel (up to 6 leaf) common ragweed (up to 6 leaf) cow cockle flixweed green, pale smartweed/lady's thumb hemp nettle (up to 6 leaf)	night flowering catchfly perennial sow thistle (top growth) redroot pigweed (suppression) Russian thistle (up to 4 leaf, < 5 cm tall) scentless chamomile shepherd's purse stinkweed (up to 6 leaf) stork'sbill (suppression) tartary buckwheat (up to 6 leaf) volunteer canola volunteer flax volunteer sunflower wild buckwheat (up to 6 leaf) wormseed mustard (up to 6 leaf)

Registered Tank Mixes

Tank mix partners	Crop	Enforcer M rate	Crop stage/comments
Achieve, Nufarm Tralkoxydim or other tralkoxydim herbicides	Barley and wheat (spring, durum and winter)	0.253 - 0.500 L/acre	2 leaf to early flag. Follow the tank mix partners recommended crop stage as well
Cordon or Puma Advance or other fenoxaprop-ethyl herbicide	Barley and wheat (spring, durum and winter)	0.253 - 0.500 L/acre	2 leaf to early flag. Follow the tank mix partners recommended crop stage as well
Everest	Wheat (spring, durum and winter)	0.253 - 0.500 L/acre	2 leaf to early flag. Follow the tank mix partners recommended crop stage as well
Signal or Nufarm Clodinafop or other clodinafop herbicide	Wheat (spring, durum and winter)	0.253 - 0.500 L/acre	2 leaf to early flag. Follow the tank mix partners recommended crop stage as well
Simplicity	Wheat	0.253 - 0.500 L/acre	2 leaf to early flag. Follow the tank mix partners recommended crop stage as well

Tank mix partners	Crop	Enforcer M rate	Crop stage/comments
Varro	Wheat	0.253 - 0.500 L/acre	2 leaf to early flag. Follow the tank mix partners recommended crop stage as well
Axial	Wheat	0.253 - 0.500 L/acre	2 leaf to early flag. Follow the tank mix partners recommended crop stage as well

Application Information

Rate: 0.253* - 0.500 L/acre

* Use the 0.253 L/acre rate only when the weeds are smaller and the fields have light infestation of weeds.

Mixing Instructions

Half fill the tank with clean water. Add the required amount of Enforcer M and agitate thoroughly. Add any tank mix partners. Fill the tank and agitate again before use.

Application Information

Optimum activity requires active crop and weed growth. The temperature range for optimum activity is 12 to 24° C. Reduced activity will occur when temperatures are below 8° C or above 27° C. Frost before application (3 days) or shortly after (3 days) may reduce weed control and crop tolerance.

Restrictions

Fields previously treated with Enforcer M can be seeded the following year to barley, canola, flax, forage grasses, lentils, mustard, oats, peas, rye and wheat, or fields can be summerfallowed.

How it Works

Bromoxynil is a contact-type herbicide; therefore, good spray coverage is essential. Inhibits photosynthesis and plant respiration. Fluroxypyr and MCPA ester herbicides are non-selective and non-residual. The components of these products move within the plant to control exposed and underground plant tissue. It mimics naturally occurring plant hormones and controls weeds by disrupting normal plant growth patterns. Symptoms include twisting of stems and swollen nodes.

Expected Results

Small burnt spots on the leaf can appear within hours; death takes up to 2 weeks. Poor results may be expected if poor coverage, poor penetration through dense crop canopy. Weeds start to twist shortly after spraying. After twisting and bending, plants stop growing, turn brown and die.

Restrictions

DO NOT enter or allow worker entry into treated areas during the restricted-entry interval (REI) of 24 hours. Do not use treated crops for grazing livestock or green feed until 30 days after application. Do not harvest forage or cut hay within 30 days after application. Withdraw meat animals from treated fields at least 3 days before slaughter. Do not harvest the treated crop within 60 days after application.

Environmental Precautions

A 15 metre buffer zone is required between freshwater, marine and terrestrial habitats and the treated crop areas.

Toxicity

Acute oral LD₅₀ (rats) 550 mg/kg.

Storage

Store in original containers in a secure, dry, heated storage.

Eptam 8-E

Group 8

Formulation

Product	Company	Active ingredient	Formulation	Container size
Eptam 8-E (PCP# 11284)	Gowan Canada	EPTC: 800 g/L	Emulsifiable concentrate	2 x 10 L

Crop, Staging and Rates

Crop	Rate/acre	Specific comments
Alfalfa, bird's-foot trefoil (new seedlings)	1.7 L	Apply prior to planting and incorporate. Do not use if seeding a grain or grass nurse crop.
Cicer milkvetch, sweet clover (for seed production)	1.7 L	
Dry common beans (snap, red kidney beans)	1.7 - 2.2 L	Apply prior to planting and incorporate Do not use on cow, Adzuki, soy or lima beans.
Flax, excluding low linolenic acid varieties*	Fall: 1.7 - 2.2 L Spring: 1.4 - 1.7 L	Fall pre-plant incorporated. Apply before soil freeze-up. Spring pre-plant incorporated. Do use on soils with < 3% OM. Seed shallow, less than 3 cm, into a firm seedbed.
Potatoes	Fall: 2.2 - 3.4 L Spring: 1.7 - 3.4 L	Fall or spring pre-plant incorporated. Can also be metered in to sprinkler irrigation equipments. See label for details.
Sunflower	Fall: 1.7 - 2.2 L Spring: 1.7 L	Fall and spring pre-plant incorporated. Do use on soils with < 3% OM.
Sugarbeet: - fall pre-plant incorporated	2.2 L	Fall treatment: in the late fall before the ground freezes.
Sugarbeet - sprinkler irrigation water	1.1 - 1.7 L	

Weeds and Staging

Must be applied prior to emergence of the weeds. Emerged weeds will not be controlled

annual bluegrass	hairy nightshade	purslane	volunteer oats
barnyard grass*	henbit	quackgrass	volunteer wheat
common chickweed	italian ryegrass	redroot pigweed*	wild oats
corn spurry	lamb's-quarters*	tumble pigweed*	
green foxtail*	prostrate pigweed*	volunteer barley	

*In dry beans, improved control can be obtained by tank mixing with Treflan or Rival.

Registered Tank Mixes

Tank-mix partners	Products rate	Specific comments
Common dry beans (snap and red kidney only)		
Rival EC or Treflan EC	Eptam: 1.2 L + Rival 500 EC: 0.45 L or Treflan 545 EC:0.486 L	Under extreme weather conditions, such as cold temperatures and wet soils or higher temperatures and dry soils, stunting may occur.
Flax (Do not use on low linolenic acid varieties) - spring treatment:		
Rival EC or Treflan EC	Eptam: 1.2 L + Rival 500 EC: 0.45 L or Treflan 545 EC:0.486 L	May result in reduced crop stand and/or crop damage; however, yield should not be affected.
Potatoes		
Sencor	Light soils: Eptam: 1.7 - 2.2 L + Sencor: 0.3 L Heavy soils: Eptam: 1.8 - 2.2 L + Sencor: 0.3 L	Do not use on sandy or coarse textured soils with less than 2% organic matter as crop injury may result.

Application Information

How to Apply: Apply with ground equipment or irrigation water. Do not apply by air. **Water Volume:** 45 L/ac minimum. **Incorporation:** Incorporate immediately. Second incorporation must be at right angles to the first. Apply evenly and mix with a minimum of the top 7.5 cm of soil thoroughly.

Application Tips

For use on mineral soils only. When applying Eptam 8-E with granular fertilizer, a minimum of 81 kg/ac and a maximum of 324 kg/acre of fertilizer is required. See product label for further instructions.

How it Works

Taken up by the roots and shoots of a germinating weed where it disrupts and stops further shoot growth.

Expected Results

Weeds: Absorbed by the weed shoot; therefore, most affected weeds will not emerge. Numerous chlorotic and bleached shoots may be visible by removing the top few inches of treated soil. Provides effective weed control for approximately 6 - 8 weeks. **Crops:** If crop seedlings are weak, some injury may occur.

Restrictions

Rainfall: Soluble in water, may leach under wet conditions. **Grazing:** Do not graze or harvest for livestock feed in year of treatment. **Pre-harvest Intervals:** Do not apply within 45 days of harvest. **Re-cropping:** No restrictions.

Environmental Precautions

Eptam 8-E is toxic to fish and wild mammals.

Runoff: Do not apply where runoff is likely to occur.

Toxicity

Low acute mammalian toxicity. Acute oral LD₅₀ (rats) = 1,600 mg/kg.

Storage

Heated storage not required.

Escort

Group 2

Formulation

Product	Company	Active ingredient	Formulation	Container size
Escort (PCP# 23005)	E.I.duPont Canada	Metsulfuron methyl: 60%	Dry flowable	0.25 kg.

Crops, Staging and Rates

Pasture, rough turf, rangeland, non-crop areas. **Rate:** 8 - 60 g/acre.

Weeds, Rates and Staging

Annual weeds (seedling): Young and actively growing (less than 10 cm tall or across).

Established annual weeds; biennial and perennial weeds: Up to the early bud stage.

Woody species: Mid-June to mid-August after weed species has leafed out but before fall colouration begins.

Escort (cont'd)

Rough turf, pasture, rangeland and non-crop areas:		
Weeds controlled or suppressed at 8 grams per acre**		
Canada thistle*	kochia ¹ , (except Group 2 resistant kochia)	sow-thistle*
common tansy	perennial pepperweed	sweet clover
dandelion*	Russian thistle	
field scabious	scentless chamomile	
Weeds controlled at 10 grams per acre**. Above weeds plus Western snowberry		
Weeds controlled at 12 grams per acre**. Above weed species plus wild rose and dandelion		
Rangeland and non crop areas only: Woody species controlled at 40 grams per acre**. All of the above weeds plus following		
balsam poplar	willow	
Woody species controlled at 57 grams per acre, All of the above weeds plus		
pine, jack	pine, red	pine, western and eastern white
Woody species controlled at 60 grams** per acre. All of the above weeds plus following		
cherry	trembling aspen	

¹ Note: Prairie-wide surveys of kochia field have found approximately 90% of kochia populations are Group 2 herbicide resistant. Assume kochia in your field is resistant and it will not be controlled by this product alone. * Suppression only. ** At rates, add Agral 90, Ag-Surf or Citowett at 0.2 L per 100 L of spray solution.

Registered Tank Mixes

Tank-mix partners	Products rate/acre	Specific comments
2,4-D amine or ester 500	Escort: 8 - 12 g + 2, 4-D: 790 mL + Agral 90, or Ag-Surf: 0.2% v/v of spray solution	Apply as a full coverage spray to foliage and stems using equipment that will assure uniform coverage.

How to Apply: With: Ground equipment. Do not apply by air. **Water Volume:** 40 - 90 L/acre.

Application Tips

Add surfactant when tank mixing. Apply as a full coverage spray to foliage and stems using equipment that will assure uniform coverage. Use spray preparation within 48 hours or product degradation may occur. If spray preparation is left standing without agitation, thoroughly agitate before spraying. Avoid overspray or drift to non-target species and aquatic and wildlife habitats.

How it Works

Absorbed by foliage. Inhibits cell elongation.

Expected Results

Escort rapidly stops growth of susceptible species; however, typical symptoms (discolouration) may not be noticeable for several weeks after application, depending on growing conditions and weed susceptibility. Warm, moist conditions following treatment promote the activity of Escort while cold, dry conditions may reduce or delay activity. Brush and weeds hardened off by cold weather or drought stress may not be controlled. Degree of control and duration of effect are dependent on the rate used, sensitivity and size of target species, as well as soil moisture and soil temperature.

Restrictions

Rainfall: No rain-free period is specified on the label. **Grazing:** Cattle may graze the treated areas on the day of treatment.

Environmental Precautions

Escort is toxic to aquatic organisms and non-target terrestrial plants. Leave a 10 metre buffer zone from the downwind edge of the spray boom to the sensitive areas for rates up to 7 g/acre and 45 metres for rates up to 60 g/acre.

Escort (cont'd)

Runoff: Do not apply in areas where surface water from the treatment site can run off to adjacent cropland, or into streams, irrigation water or wells. **Leaching:** The use of this chemical may result in contamination of groundwater, particularly in areas where soils are permeable (e.g. sandy soil) and/or the depth to the water table is shallow.

Toxicity

Low acute mammalian toxicity. Acute oral LD₅₀ (rats) = >5,000 mg/kg.

Storage

Store in a cool, dry place. Non-corrosive, non-flammable, non-volatile and does not freeze.

Estaprop XT/PCO Dichlorprop-D/ PCO Dichlorprop DX/Turboprop 600

Group 4

Formulation

Product	Company	Active ingredient	Formulation	Container size
Etaprop XT (PCP# 29660)	Nufarm Agriculture	2,4-D: 280 g/L	Emulsifiable concentrate	2 x 9.7 L, 97.1 L, 466.1 L
		Dichlorprop: 210 g/L + 2,4-D: 400 g/L		
IPCO Dichlorprop-D (PCP# 27966)	IPCO	Dichlorprop: 300 g/L + 2,4-D: 280 g/L		2 x 10 L
IPCO Dichlorprop DX (PCP# 29664)		Dichlorprop: 210 g/L + 2,4-D: 400 g/L		2 x 10 L, 115 L
Turboprop 600 (PCP# 27967)	Loveland Products Canada	Dichlorprop: 282 g/L + 2,4-D: 300 g/L		2 x 10 L, 115 L, 450 L

Note: Desormone is registered for non-crop use only.

Crops, Staging and Rates

Rate: .486 L/acre EstapropXT/Dichlorprop to 3.2 L/acre Estaprop XT/Dichlorprop

Crop	Stage
Barley (not underseeded with legumes)	4 leaf until early flag leaf
Spring wheat, including durum (not underseeded with legumes)	4 leaf until early flag leaf
Winter wheat	In spring, from full tillering to the early flag leaf
Non-crop areas: roadsides, utility lines, railway rights-of-way	Apply during the month of May or in early fall

Weeds, Rates and Staging

Agricultural Uses: Apply when weeds are young and actively growing, unless otherwise noted. **Industrial Uses:** Apply during the month of May or in early fall.

Agricultural use: Field crops: Weeds controlled by Estaprop XT/Dichlorprop DX at .486 L/acre		
annual sow-thistle	kochia (apply before plants are 5 cm high)	shepherd's-purse
ball mustard	lady's-thumb (apply before the 4-leaf stage)	smartweed (apply before the 4-leaf stage)
bluebur	lamb's-quarters	stinkweed
burdock	night-flowering catchfly (spring annuals only)	stork's-bill
Canada thistle (top growth control only)	oak-leaved goosefoot	tartary buckwheat

Estaprop XT/PCO Dichlorprop-D/PCO Dichlorprop DX/Turboprop 600 (cont'd)

Agricultural use: Field crops: Weeds controlled by Estaprop XT/Dichlorprop DX at .486 L/acre		
cocklebur	perennial sow-thistle (top growth only)	tumble mustard
curled dock (top growth control only)	prickly lettuce *** (2 to 12-leaf stage)	volunteer canola
dandelion (season-long control)	ragweed	volunteer sunflower
dog mustard	redroot pigweed	wild buckwheat
flixweed	round-leaved mallow	wild mustard
hare's-ear mustard	Russian pigweed	wormseed mustard
Indian mustard	Russian-thistle (before plants are 5 cm high)	
Industrial uses: Roadsides, utility lines, railway rights-of-way. Weeds controlled at 1.6 L/acre with Estaprop XT/Dichlorprop DX (in addition to above ag weeds)		
alfalfa	dogbane	sweet clover
bull thistle	goat's-beard	tansy
burdock	goldenrod	teasel
buttercup	hawkweed	toadflax
Canada thistle	horsetail (partial control)	vetch
chicory	milkweed (top kill)	wild carrot
cinquefoil	mullein	yellow rocket
curled dock	perennial sow thistle	
dandelion	plantain	
Brush Control		
Brush control at 2.4 L/acre with Estaprop XT/DichlorpropDX		
hawthorn	sugar maple	wild plum
poplar	white cedar	wild raspberry
scotch pine	wild cherry	
Brush control at 3.2 L/acre with Estaprop XT/Dichlorprop DX		
alder	ground juniper	rose (some regrowth)
aspen	hardhack	silver maple
balsam fir	hazel	sugar maple
basswood	hickory	sumac
birch	honeysuckle	tamarack
blueberry	manitoba maple	white oak
bur oak	poison ivy	wild apple
elderberry	raspberry	willow
elm	red pine	

* IPCO Dichlorprop-D and Estaprop registered for dandelion control on fall and winter wheat. ** Only IPCO Dichlorprop-D and Estaprop registered for prickly lettuce control in winter wheat. *** Only for Estaprop XT. Post-emergence application, between full tillering and early flag leaf stage of winter wheat only, of prickly lettuce.

Registered Tank Mixes

Agricultural Field Crops: All 2, 4-D + dichlorprop formulations may be recommended in tank mix with other products. Consult the label of the tank mix partner product, and follow the most stringent set of precautions, restrictions and directions for use.

Industrial Uses

Tank-mix partner	2,4-D + dichlorprop plus tank mix partner	Additional weeds controlled
Vanquish	Turboprop/dichlorprop: 8.4 L + Vanquish: 5.2 L/ 1000 L spray mix or Estaprop XT/Dichlorprop DX: 5.7 L + Vanquish: 6.25 L/1000 L spray mix	Improve control of aspen, poplar and white birch

Application Information

Agricultural uses: Apply with ground or by air. **Water Volume:** Ground 20 - 80 L/acre. Air - 12 L/acre.

Industrial Uses

Apply with power equipment, knapsack sprayer or by air. Note: Do not apply by air on roadsides.

Water Volume: Broadleaf weeds - 80 - 220 L/acre. Brush control: 300 - 500 L/acre.

When to Apply: Broadleaf weeds: Apply during the month of May or in early fall. Some species may require a second treatment. Spray weed infested areas with an even spray pattern, making sure weeds shielded by high grass are thoroughly wetted. Spray tall weeds to runoff. Brush control: Apply on foliage and stems just before or just after brush is in full leaf in late spring or early fall. Many species may require re-treatment the following year.

Basal treatment (not ash or basswood): Any time of year. Frill treatment: Standing trees more than 13 - 15 cm in diameter. Stump treatment: Immediately after cutting.

Application Tips

Crops under stress from adverse environmental conditions such as excess moisture, drought, disease, etc. may suffer a further setback when Dichlorprop + 2,4-D is applied; however, the crop injury that may occur is usually offset by the benefits of enhanced weed control. Apply in warm weather when the crop and weeds are growing well and the weeds are at a susceptible stage. Avoid application during drought conditions or during exceptionally hot weather.

How it Works

A systemic herbicide absorbed by leaf and stem.

Expected Results

Twisting and curling of weeds will commence 2 - 10 days after application. Growth ceases; eventually plants turn brown and die. Poor results may be expected if poor coverage or low relative humidity during and after spraying.

Restrictions

Rainfall: Rain within 3 or 4 hours of application may reduce control. **Grazing:** Do not graze or cut treated crops for forage until 40 days after application. Withdraw meat animals from treated fields at least 3 days before slaughter.

Environmental Precautions

2,4-D + dichlorprop formulations are moderately to highly toxic to aquatic organisms. These formulations are also toxic to small mammals, birds, aquatic organisms and non-target terrestrial plants. Do not allow spray to drift onto sensitive plants. Do not spray exposed roots of trees and ornamentals. Observe buffer zones specified on the label.

Runoff: To reduce runoff from treated areas into aquatic habitats, avoid application to areas with moderate to steep slope, compacted soil, or clay. **Leaching:** The use of these formulations may result in contamination of groundwater, particularly in areas where soils are permeable (e.g. sandy soil) and/or the depth to the water table is shallow.

Toxicity

Moderate acute mammalian toxicity. Acute oral LD₅₀ (rats) = 2, 4-D, 300 - 1,000 mg/kg, dichlorprop = 800 mg/kg. Do not spray on foraging bees. Toxic to bees.

Storage

May be stored at any temperature. Shake well after storing for 1 year or longer.

Everest 2.0/Sierra 2.0

Group 2

Formulation

Product	Company	Active ingredient	Formulation	Container size
Everest 2.0 (PCP# 30342)	Arysta LifeScience	Flucarbazone: 397 g/L	Suspension concentrate	4 x 1.937 L
Sierra 2.0 (PCP# 30430)	Syngenta			

Crops, Staging and Rates

Rate: 15 mL - 29 mL/acre

Crop	Stage
Spring wheat (including durum)	One leaf to a maximum of four leaves on the main stem, plus two tillers (6 total leaves).

Caution: Do not apply to spring wheat underseeded to legumes

Weeds, Rates and Staging

Weeds	Staging	Rate
Green foxtail only	1 - 4 leaf plus 2 tillers	15 mL/acre
Wild oat (population < 100 plants/m ²), green foxtail and volunteer oat	1 - 4 leaf plus 2 tillers	20 mL/acre
Green smartweed, redroot pigweed, shepherd's-purse, volunteer canola*, wild mustard	Broadleaves: 2 - 6 leaf	20 mL/acre
Stinkweed	2 - 9 leaf	2.0: 20 mL/acre
Weeds listed above plus wild oat (> 100 plants/m ²) under ideal growing conditions	Grasses: 1 - 4 leaf plus 2 tillers Broadleaves (except stinkweed): 2 - 6 leaf Stinkweed: 2 - 9 leaf	24 mL/acre
Weeds listed above plus wild oats (> 100 plants/m ²)	Grasses: 1 - 4 leaf plus 2 tillers Broadleaves (except stinkweed): 2 - 6 leaf Stinkweed: 2 - 9 leaf	29 mL/acre

* Will not control volunteer CLEARFIELD canola varieties.

Registered Tank Mixes

Tank-mix partner	Tank mix partner rate	Everest Rate mL/acre	
		Wild oats only	Green foxtail only***
In spring wheat (excluding durum)			
2, 4-D (Amine 600/Ester 700)	Up to 0.40 L/acre Amine, 0.34 L/acre Ester	20 - 29 mL	15 mL
Ally + 2,4-D Amine 600 or Ester 700**	Ally: 2 - 3 g/acre. 2,4-D: up to 0.40 L/acre Amine, 0.34 L/acre Ester	20 - 29 mL	15 mL
Attain XC	Attain XC A: 0.096 - 0.13 L/acre. Attain XC B: 0.26 - 0.34 L/acre in a minimum of 45 L/acre water	20 - 29 mL	15 mL
Buctril M	0.4 L/acre	20 - 29 mL	15 mL
Curtail M	0.6 - 0.8 L/acre	20 - 29 mL	15 mL
DyVel *	0.51 L/acre	20 - 29 mL	15 mL
Enforcer M	0.243 - 0.5 L/acre	20 - 29 mL	15 mL

Tank-mix partner	Tank mix partner rate	Everest Rate mL/acre	
		Wild oats only	Green foxtail only***
Estaprop/Turboprop	0.7 L/acre	29 mL	15 mL
Frontline 2,4-D	Frontline 2,4-D A: .040 L/acre. Frontline 2,4-D B: .40 L/acre	20 - 29 mL	15 mL
Frontline XL	0.506 L/acre in 45 L/acre water	20 - 29 mL	15 mL
MCPA (Amine/Ester 600)	Up to 0.38 L/acre	20 - 29 mL	15 mL
OcTTain XL	0.45 L/acre in 45 L/acre water	20 - 29 mL	15 mL
Optica Trio	0.5 - 1.0 L/acre	20 - 29 mL	15 mL
Paradigm	10 g/acre	20 - 29 mL	15 mL
Paradigm + MCPA ester	10 g/acre + 232 mL/acre	20 - 29 mL	15 mL
Paradigm + Curtail M	10 g/acre + 600 mL/acre	20 - 29 mL	15 mL
Pardner/Brotex 240	0.4 L/acre Pardner: 0.49 L/acre Brotex	Do not use	15 mL
Prestige XC	Prestige XC A: 0.17 L/acre. Prestige XC B: 0.8 L/acre	20 - 29 mL	15 mL
Pixxaro A	Pixxaro A: 0.125 L/acre	20 - 29 mL	15 mL
Pixxaro + MCPA Ester	Pixxaro A: 0.125 L/acre + MCPA Ester (Pixxaro B): 0.235 L/acre	20 - 29 mL	15 mL
Pixxaro + Curtail M	Pixxaro A: 0.125 L/acre + Curtail M: 0.60 L/acre	20 - 29 mL	15 mL
Refine SG*/Deploy WDG + 2, 4-D amine/ester 500	Refine SG: 12 g/acre. Deploy WDG: 8 gm/acre + 2,4-D: up to 0.45 L/acre	20 - 29 mL	15 mL
Target*	0.4 - 0.6 L/acre	Do not use	15 mL
Spectrum	Spectrum A: 40 mL/acre. Spectrum B: 0.6 L/acre	20 - 29 mL	15 mL
Stellar A	0.4 L/acre	20 - 29 mL	15 mL
Thumper/Leader	Thumper: 0.4 L/acre; Leader: 0.5 L/acre	20 - 29 mL	15 mL
Triton C	39 g/acre + surfactant	20 - 29 mL	15 mL
Trophy	Trophy A: 0.24 L/acre + Trophy B: 0.372 L/acre	20 - 29 mL	15 mL
In spring wheat (including durum***)			
2,4-D (Amine 600/Ester 700)	Up to 0.40 L/acre. Amine, 0.34 L/acre Ester	20 - 29 mL	15 mL
Enforcer M	0.243 - 0.5 L/acre	20 - 29 mL	15 mL
Frontline	Frontline A: 40 mL/acre. Frontline B: 0.34 L/acre	20 - 29 mL	15 mL
Paradigm and mixes, Pixxaro and mixes same as above			
Spectrum	Spectrum A: 40 mL/acre. Spectrum B: 0.6 L/acre	20 - 29 mL	15 mL

Note: All mixes must be applied with a non-ionic surfactant (Agral 90, Ag-Surf, Surf 92, Super Spreader, LI 700 at 0.25% v/v or 0.25 L per 100 L spray solution, unless otherwise indicated .

* Reduction in wild oat control may be observed with this tank mix partner. ** Addition of a second surfactant is not required *** Apply specified rate in at least 45 L/acre of water for durum wheat.

Application Information

Apply with: Ground equipment. Do not apply by air. **Water Volume:** 22.5 - 45 L/acre.

Mixing Instructions

Use mixing instructions “d” on page 13.

Application Tips

When spraying under the conditions of waterlogged or saturated soils, temperature extremes such as heat or freezing weather, drought, low fertility or plant disease wheat can show unacceptable injury symptoms. Weed control may also be reduced by these same conditions.

Everest 2.0/Sierra 2.0 (cont'd)**How it Works**

Flucarbazone-sodium is a systemic herbicide that is absorbed by both leaves and roots and moves rapidly to the growing point of the plant.

Expected Results

Growth of susceptible plants stops soon after application. Symptoms include discolouration (yellowing, reddening and purpling), and complete control may take 1 to 2 weeks.

Restrictions

Rainfall: Do not apply if it is raining or if rainfall is expected within 1 hour after application. **Grazing:** Do not graze treated fields or use green crop for feed. Wheat grain or straw from harvested treated fields may be fed to livestock.

Pre-harvest Intervals: Observe minimum interval to harvest of 80 days after treatment. **Re-cropping:** The following crops may be planted 11 months after an application of Everest.

Soil zones and rotational crops			
Gray-Wooded	Black	Dark Brown	Brown
Spring wheat	Spring wheat	Spring wheat	Spring wheat
Barley	Barley	Barley	
Canola	Canola	Canola	
Field peas*	Field peas*	Field peas*	
	Field bean	Flax	
	Flax	Durum wheat	
	Durum wheat		

*Field peas can be successfully grown the year following flucarbazone-sodium application providing the following three criteria are all met:

1. Soil pH must be below 7.5.
2. Organic Matter content must be above 4%.
3. Precipitation must be equal to or above the 10 year average (minimum 100 mm within 60 days of application in year of application).

Environmental Precautions

Do not allow this chemical to drift onto other crops, especially canola, tame oats, or other non target crops.

Toxicity

Low acute mammalian toxicity. Acute oral LD₅₀ (rats) = >5,000 mg/kg.

Storage

Heated storage is required.

Everest GBX

Group 2, 4

Formulation

Product	Company	Active ingredient	Formula	Container size
Everest 2.0 (PCP#30342)	Arysta LifeScience	Flucarbazone 397 g/L	Suspension concentrate	1.937 L
GBX (PCP#29958)	Dow AgroScience Canada	Fluroxypyr 333 g/L	EC	2 x 5 L

80 - 100 acres per case

Crops, Staging and Rates

Crop	Stage	Rate
All spring wheat varieties	2 leaf to 4 leaf, plus 2 tillers	19 mL/acre Everest 2.0 + 100 mL/acre GBX
		24 mL/acre Everest 2.0 + 125 mL/acre GBX

80 - 100 acres per case

Note: Everest GBX should not be used alone; refer to tank-mix options.

Weeds and Staging

Grasses: 1 to 6 leaf stage.

Broad leaves: 2 to 4 leaf stage (Refer to tank mix partner labels for additional weed staging information).

Grassy weeds controlled

green foxtail

volunteer oat

wild oat

Broadleaf weeds controlled

cleaver (1 - 4 whorls)

redroot pigweed

volunteer canola

green smartweed

shepherd's purse

volunteer flax**

kochia

stinkweed

wild mustard

* Refer to tank mix partner labels for additional broadleaf weeds and staging.

** 80 acres per case rate only.

Registered Tank Mixes

Herbicide tank mix partner	Crops registered	Rate of herbicide tank mix partner	Adjuvant rate
2,4-D Ester 700*	Spring wheat	0.26 L/acre or 0.34 L/acre	0.25 % v/v
MCPA Ester 600*	Spring wheat	0.38 L/acre	
Refine SG/Deploy	Spring wheat	12 g / 8 g acre	
Curtail M	Spring wheat	610 - 810 mL/acre	

*Crop staging for 2,4-D tankmix is from 4 leaf to flag leaf, with MCPA from 3 leaf to flag leaf.

Application Information

How to apply: Apply with ground equipment, do not apply by air.

Water Volume: 45 L/acre.

Mixing Instructions

Use mixing instructions “d” on page 13.

Application Tips

The activity of Everest GBX combined with tank mix partner herbicides are influenced by weather conditions. Optimum activity requires active crop and weed growth. The temperature range for optimum activity is 12°C to 24°C. Reduced activity will occur when temperatures are below 8°C or above 27°C. Frost before application (3 days) or shortly after (3 days) may reduce weed control and crop tolerance. Weed control may be reduced during stress conditions or if weed populations are heavy or too far advanced.

How it Works

Flucarbazone sodium is a systemic herbicide that is absorbed by both leaves and roots and moves rapidly to the growing point of the plant. Fluroxypyr moves within the plant to control exposed and underground plant tissue. It mimics naturally occurring plant hormones and controls weeds by disrupting normal plant growth patterns. Symptoms include twisting of stems and swollen nodes.

Expected Results

Flucarbazone sodium causes growth of susceptible plants to stop soon after application. Symptoms include discoloration (yellowing, reddening and purpling), and complete control may take 1 to 2 weeks. Fluroxypyr causes broadleaf weeds to twist shortly after application. After twisting and bending, plants stop growing, turn brown and die.

Everest GBX (cont'd)**Restrictions**

Rainfall: Do not apply if rain is expected in 1 hour. **Grazing:** Do not feed or graze treated fields. Wheat grain or straw from treated fields may be fed to livestock. **Pre-harvest Intervals:** Observe minimum interval to harvest of 80 days after treatment. **Re-cropping:** The following crops may be planted 11 months after application. **Black soil zone:** Barley, canola (all varieties), durum wheat, field bean, field pea*, flax, spring wheat. **Brown soil zone:** Spring wheat. **Dark Brown soil zone:** Barley, canola (all varieties), durum wheat, field bean, field pea*, flax, spring wheat. **Gray-Wooded soil zone:** Barley, canola (all varieties), field pea*, spring wheat.

* Field peas can be successfully grown the year following an Everest application providing the following three criteria are all met:

1. Soil pH must be below 7.5
2. Organic Matter content must be above 4%.
3. Precipitation must be equal to or above the 10 year average (minimum 100mm within 60 days of application in year of application). Rotational crops can be adversely affected if rainfall is below normal (10 year average) during the year of application.

Everest applications to eroded knolls in the Dark Brown and Black soil zones with low organic matter (less than 2%) and high pH (greater than 7.5) or to Gray Wooded soils with highly variable soil texture and organic matter may result in delayed development or reduced yield of rotational crop.

Environmental Precautions

Do not allow this chemical to drift on to other crops, especially canola, tame oats, or other non target crops.

Toxicity

Flucarbazone sodium has low acute mammalian toxicity. Acute oral LD₅₀ (rats) = >5,000 mg/kg. Fluroxypyr has low acute mammalian toxicity. Acute oral LD₅₀ (rate) = >2,000 mg/kg.

Storage

Store in dry, heated area.

Express Pro

Group 2**Formulation**

Product	Company	Active ingredient	Formulation	Container size
Express Pro (PCP# 29212)	E. I.duPont Canada	Tribenuron-methyl: 42.9%, methsulfuron methyl at 8.6%	Soluble granules	567 grams

Note: Must be mixed with glyphosate (those present as a potassium or isopropylamine or ammonium or trimethylsulfonium salt).

Crops, Staging and Rates

Crop	Staging	Rate
Barley, spring wheat (including durum), winter wheat	1 day prior to seeding	Express Pro: 7 g/acre + glyphosate acid equivalent at .5 L/acre (360gm AI/L)
Summerfallow		
Post-harvest	Only spring wheat, durum wheat, barley, oats may be seeded the following spring.	

Do not apply to wheat and barley underseeded to legumes or grass.

Express Pro (cont'd)**Weeds and Staging**

Weeds controlled	Stage
Canada fleabane, cleavers, common ragweed, narrow leaved hawk's beard, scentless chamomile, night flowering catchfly (suppression)	Up to 8 cm
Chickweed	1 - 6 leaf
Dandelion, downy brome, flixweed, giant foxtail, green foxtail, hemp nettle, kochia, lady's thumb, lamb's-quarters, Persian dandelion, redroot pigweed, Russian thistle, stinkweed, volunteer barley, volunteer canola (including glyphosate tolerant), volunteer flax, volunteer wheat, wild mustard, wild oats	up to 15 cm
Cow cockle, wild buckwheat	up to 3 - leaf
White cockle	rosette

Registered Tank Mixes

If using lower than the ½ L rate of glyphosate, adjuvant is required with the mix.

Application Information

Ground application only. **Water Volume:** Ground (22.5 - 45 L/acre).

Mixing instructions

Use mixing instructions “b” on page 13.

Application Tips

Do not use more than 7 gm/acre/year. Do not apply to crops underseeded to legumes or grasses. With any summerfallow treatment, allow at least 10 days to elapse between treatment and tillage. Only weeds emerged at time of application will be controlled. Weeds must be actively growing at time of application or control might be reduced. Do not re-enter treated fields until 12 hours after application. Once dissolved, Express® Pro herbicide will not settle out, even if the sprayer is parked for long periods of time. Spray preparation should be used within 24 hours or product degradation may occur.

Do not use on highly variable soils that have large gravelly or sandy areas, eroded knolls or calcium deposits.

- Express Pro applied to fields to be planted to spring wheat, durum wheat, winter wheat or barley that are stressed by severe conditions such as drought, low fertility, saline soils, waterlogged soils (soils at or near field capacity), disease or insect damage may result in crop injury as crop injury may occur. Heavy rainfall soon after application may result in visual crop injury or possible yield reduction. Conditions such as thin crop stand, sandy soil or low soil organic matter may increase the severity of injury.

How it Works

Express Pro rapidly stops growth of susceptible weeds. However, typical symptoms (discolouration) of dying weeds may not be noticeable for 1 to 3 weeks after application, depending on growing conditions and weed susceptibility. Degree of control and duration of effect depend on weed sensitivity, weed size, spray coverage and growing conditions. Activity of the herbicide mixture may be delayed by cold, dry conditions after application.

Rainfall: Heavy rainfall immediately after application may wash the herbicide off the foliage, which may reduce the effectiveness of Express Pro. Do not apply if rain is forecast for the time of application.

Restrictions

Re-cropping: Fields treated with Express Pro may be seeded to wheat (spring, durum or winter) or spring barley a minimum of 24 hours after application. The following crops may be seeded 10 months after application: Canola, flax and peas.

Environmental Precautions

Buffer zone guideline: Toxic to aquatic organisms and non-target terrestrial plants. Use a buffer zone of 4 metres for terrestrial habitats and 1 metre minimum for aquatic habitats. **Leaching:** The use of this chemical may result in contamination of groundwater, particularly in areas where soils are permeable (e.g. sandy soil) and/or the depth to the water table is shallow. **Runoff:** To reduce runoff from treated areas into aquatic habitats, consider the characteristics

Express Pro (cont'd)

and conditions of the site before treatment. Site characteristics and conditions that may lead to runoff include, but are not limited to: heavy rainfall, moderate to steep slope, bare soil, poorly draining soil (e.g. soils that are compacted or fine textured such as clay).

Toxicity

Tribenuron methyl: Very low acute mammalian toxicity. Acute oral LD₅₀ (rats) = >5,000 mg/kg. Metsulfuron methyl : Low acute mammalian toxicity. Acute oral LD₅₀ (rats) = > 5,000 mg/kg.

Storage

Store product in original container only, away from other pesticides, fertilizer, food or feed. Not for use or storage in or around the home. Keep container closed.

Express SG

Group 2**Formulation**

Product	Company	Active ingredient	Formulation	Container size
Express SG (PCP# 28262)	E. I.duPont Canada	Tribenuron-methyl: 50%	Soluble granules	486 g bottle

Note: Express SG is purchased alone but must be tank mixed with either 2, 4-D or glyphosate before use.

Crops, Staging and Rates

Rate: Express SG: 6 g/acre

Crop	Staging	Comments
Barley, spring wheat (including durum), winter wheat, oats, canary seed, pulses (including dry beans*, fababeans*, lupins*, field peas*, soybeans*) ExpressSun® sunflowers	1 day prior to seeding	Must be tank mixed with glyphosate.
Pasture and rangeland	Early bud to prebloom for weeds	Use a minimum of 22.5 L/acre of water.
Alfalfa, red clover and alsike clover (grown for seed or forage) (minor use registration)	Preseed 24 hours prior to seeding.	Must be tank mixed with glyphosate with a minimum of 22.5 L spray solution/acre. Injury to crop may occur on coarse textured soil or low organic matter (<3%) soils.
Summerfallow		Must be tank mixed with 2,4-D or glyphosate.
Post-harvest		Fields treated with a post-harvest application may be seeded in the spring to spring wheat, durum wheat, spring barley, oats, canary seed or pulse crops (including dry bean, faba bean, field pea, lupin, and soybean), canola, flax, lentils, alfalfa, red clover or alsike clover or fields may be summerfallowed.
Smooth brome grass, meadow brome grass, timothy, creeping red fescue for forage and seed production (minor use registration)	Preseed 24 hours prior to seeding	Must be tank mixed with glyphosate with a minimum of 22.5 L spray solution/acre. Injury to crop may occur on coarse textured soil or low organic matter (<3%) soils.

* Express SG should not be used prior to registered pulse or forage crops on soils with greater than 50% sand or less than 3% organic matter.

Registered Tank Mixes (Weeds, Staging)

Annual and perennial weed burn-off (prior to seeding) in cereals, canary seed, fallow, alfalfa, red clover, alsike clover and pulse crops			
Tank-mix partner	Express SG plus tank mix partner rate	Weeds controlled	Stage
Glyphosate (present as potassium salt, isopropylamine salt, ammonium salt or trimethylsulfonium salt)	Express SG: 6 g/acre + glyphosate acid equivalent at .5 L/acre (360gm AI/L)	Canada fleabane, common ragweed, narrow leaved hawk's beard, scentless chamomile (suppression)	Up to 8 cm
		dandelion, downy brome, flixweed, giant foxtail, green foxtail, hemp nettle, kochia, lady's thumb, lamb's-quarters, Persian dandelion, redroot pigweed, Russian thistle, stinkweed, volunteer barley, volunteer canola (including glyphosate-tolerant varieties), volunteer flax, volunteer wheat, wild mustard, wild oats	Up to 15 cm
		cow cockle, wild buckwheat	Up to 3 leaf
		Canada thistle (suppression), white cockle (suppression)	Rosettes
Summerfallow			
2,4-D ester LV-700	Express SG: 6 g/acre + 2,4-D ester	flixweed, stinkweed and other weeds listed on the 2,4-D label.	Fall rosettes and spring seedlings
Rangeland and pasture			
	Express SG: 6 g/acre alone plus non-ionic surfactant at 0.2% v/v (2 L/1000 L spray solution)	Control of tall buttercup, narrow leaved hawk's beard	Early bud to pre-bloom
	Express SG: 12 g/acre plus non-ionic surfactant at 0.2% v/v (2 L/1000 L spray solution)	Control of above weeds plus dandelion, white cockle, common tansy	Early bud to pre-bloom
ExpressSun sunflower (2 - 8 leaf)			
Express + Hasten NT adjuvant	Express SG: 6g/acre + Hasten NT spray adjuvant at 0.5% v/v (5 L/1000 L spray solution)	lamb's-quarters (control), wild buckwheat (suppression)	Up to 9 leaf lamb's-quarters; 1 - 6 leaf wild buckwheat
Select/Centurion/Shadow RTM	Express SG: 6g/acre + 76 gm/acre Select/Centurion/Shadow RTM + Amigo adjuvant 1% v/v	wild oat(control), green foxtail (suppression), lamb's-quarters (control), wild buckwheat (suppression)	2 - 6 leaf grassy weed control Up to 9 leaf lamb's-quarters; 1 - 6 leaf wild buckwheat
Poast Ultra	Express SG: 6g/acre + 190 ml/acre Poast Ultra + Hasten NT spray adjuvant at 0.5% v/v (5 L/1000L spray solution)	lamb's-quarters (control), wild buckwheat (suppression) wild oat (control), green foxtail (suppression)	Up to 9 leaf lamb's-quarters; 1 - 6 leaf wild buckwheat; 2 - 6 leaf grassy weed control

E.I.duPont supports the following mix not on the Express SG label for ExpressSun sunflowers only: Assure II.

Application Information

Apply with ground equipment. Do not apply by air. **Water Volume:** 22.5 - 45 L/acre.

Mixing Instructions

Use mixing instructions "b" on page 13.

Express SG (cont'd)**Application Tips**

Effectiveness may be reduced if spray mixture remains in the tank for more than 24 hours. Injury to pulse crops may occur on coarse-textured soils, low in organic matter (less than 3%), or in fields with variable soils, gravelly areas, sandy areas or eroded knolls. Avoid planting pulse crops in soils containing more than 50% sand.

How it Works

Absorbed by foliage and roots, inhibits cell elongation.

Expected Results

Express SG stops the growth of susceptible weeds immediately. However, typical symptoms (discolouration) of dying weeds may not be noticeable for 1 - 3 weeks after application, depending on growing conditions and weed susceptibility. Degree of control and duration of effect depend on weed sensitivity, weed size, spray coverage and growing conditions.

Restrictions

Rainfall: If rain occurs soon after application, control may be reduced; 1 hour of dry weather is needed to allow Express SG to be absorbed by weed foliage. **Pre-harvest Intervals:** Do not apply within 70 days of harvest for ExpressSun® sunflowers. **Re-cropping:** A minimum recropping interval of 2 months should be left between the application of Express SG and seeding of the next crop. The following crops can be seeded two months after application of Express SG herbicide: canola, flax, lentils.

Environmental Precautions

Overspray or drift to important wildlife habitats such as shelterbelts, wetlands, sloughs or dry slough borders, or woodlots should be avoided. Do not contaminate irrigation water. Toxic to aquatic organisms.

Toxicity

Very low acute mammalian toxicity. Acute oral LD₅₀ (rats) = >5,000 mg/kg. May irritate eyes, nose, throat and skin.

Storage

Store in a cool, dry place.

FirstStep Complete

Group 2, 9

Formulation

Product	Company	Active ingredient	Formulation	Container size
FirstStep (PCP# 29569)	Loveland Products	75% tribenuron methyl	Dry flowable solution	240 g FirstStep
StartUp (PCP# 29498)	Monsanto Canada	540 g/L glyphosate		2 x 10 L jugs of glyphosate

One case FirstStep Complete treats 60 acres.

Crops, Staging and Rates

Crop	Stage	Rate
Pre-seed burndown (prior to planting barley, winter wheat and spring wheat, including durum); summerfallow applications	Pre-seed burndown, summerfallow	FirstStep/Spike: 4 g/acre
		StartUp: 0.33 L/acre
		Spike-Up: 0.5 L/acre

Note: Crop Stage: Apply to fields at least 24 hours prior to seeding of spring wheat (including durum) or barley. If used in summerfallow, allow at least 10 days to elapse before tillage.

Registered Tank Mixes

None.

Weeds Controlled

Summerfallow: (Control of fall rosettes and spring seedlings of narrow-leaved hawk's beard and stinkweed). Apply the tank mix in the spring after emergence, up to early flowering stage. Only the weeds that have emerged at the time of application will be controlled.

Grassy weeds controlled

downy brome	green foxtail	wild oats
giant foxtail	volunteer cereals	persian darnel

Broad-leaved weeds controlled

Canada fleabane	kochia	volunteer canola (including glyphosate tolerant)
Canada thistle*	lady's thumb	volunteer flax
cow cockle	lamb's quarters	wild buckwheat
common ragweed	narrow leaved hawk's beard	wild mustard
dandelion (up to 15 cm across)	redroot pigweed	
flixweed	Russian thistle	
hemp-nettle	stinkweed	

*Suppression

On summerfallow: Will control fall rosettes and spring seedlings of narrow-leaved hawk's-beard and stinkweed.

Application Information

Apply with: Ground equipment. Do not apply by air. **Water Volume:** Apply at 40 - 80 L/acre rate of water for FirstStep.

Mixing Instructions

Fill tank to 1/3, agitate continually, add FirstStep, then glyphosate, then fill tank.

Application Tips

Warm, moist growing conditions promote active weed growth and enhance the activity of FirstStep Complete. Degree of control and duration of effect depend on weed sensitivity, weed size and growing conditions. Weeds hardened off by cold weather or drought stress may show delayed symptoms and result in reduced levels of weed control. Effectiveness may be reduced if spray mixture remains in the tank for more than 24 hours.

How it Works

FirstStep is absorbed by foliage and roots, inhibits cell elongation. StartUp is a non selective systemic herbicide that move through the foliage into the roots, resulting in plant mortality.

Expected Results

FirstStep rapidly stops growth of susceptible weeds; however, typical symptoms (discolouration) of dying weeds may not be noticeable for 1 to 3 weeks after application, depending on growing conditions and weed susceptibility. Annual weeds susceptible to StartUp will wilt and yellow with 2-4 days. Perennial weeds will wilt and yellow with 7-10 days.

Rainfall: If rain occurs within 4 - 6 hour after application , control may be reduced. **Movement in Soil:** FirstStep moves little in the soil. Startup has negligible leaching in the soil.

Restrictions

Re-cropping: FirstStep Complete has a minimum re-cropping interval of 2 months between application and seeding of canola, flax, lentils and alfalfa. **Grazing:** Do not graze treated areas within 7 days of application.

Toxicity

FirstStep and StartUp have a very low acute mammalian toxicity. FirstStep has an acute oral LD₅₀ (rats) = >5,000 mg/kg. StartUp has an acute oral LD₅₀ (rats) = 4,320 mg/kg. Non-toxic to bees, birds and fish.

Storage

Store in cool, dry place.

Fortress

Group 3, 8

Formulation

Product	Company	Active ingredient	Formulation	Container size
Fortress (PCP# 15921)	Gowan Canada	10% triallate + 4% trifluralin	Granules	22.7 kg, 454 kg

Crops, Staging and Rates

Rate: 4.85 - 6.88 kg/acre

Crop	Stage
Barley Flax* Mustard Rapeseed including canola Wheat (spring and durum)	Fall surface application: apply after Oct. 1 and when soil temperature is less than 4°C at depth of 5 cm and delay incorporation until the following spring. Fall preplant incorporated: apply in the fall after September until soil freeze up. Spring preplant incorporated: prior to seeding

* Do not use on low linolenic acid varieties.

Weeds Controlled

green foxtail	wild oats	yellow foxtail
Annual broadleaves suppressed		
kochia	lamb's-quarters	wild buckwheat
red root pigweed	Russian thistle	

Rate

Apply Fortress according to soil organic matter contents.

Fortress rates – fall treatment								
Crop	Rate kg/acre				Acres treated per 454 kg bag			
	< 2% OM	2 - 4% OM	4 - 6% OM	> 6% OM	< 2% OM	2 - 4% OM	4 - 6% OM	> 6% OM
Wheat	N.R.*	4.45	5.67	5.67**	n/a	102	80	80
Barley	4.45	5.67	5.67	6.88	102	80	80	66
Canola, flax***, mustard	5.67	5.67	5.67	6.88	80	80	80	66

* N.R. – Not Recommended

** For fall incorporated applications (not surface), apply 6.88 kg/ac when organic matter exceeds 8 percent.

***Do not use on low linolenic acid varieties.

Fortress rates – spring treatment								
Crop	Rate kg/acre				Acres treated per 454 kg bag			
	< 2% OM	2 - 4% OM	4 - 6% OM	> 6% OM	< 2% OM	2 - 4% OM	4 - 6% OM	> 6% OM
Wheat	N.R.*	N.R.*	4.45	5.67	n/a	n/a	102	80
Barley	N.R.*	4.45	5.67	6.88	n/a	102	80	66
Canola, flax***, mustard	5.67	5.67	6.88	6.88	80	80	66	66

* N.R. – Not Recommended

**Do not use on low linolenic acid varieties.

Fall Surface Application: Where fields are prone to water and/or wind erosion and fall tillage is therefore undesirable, fall surface applications should be made after October 15 or within three weeks of soil freeze-up (average soil temperature at the 5 cm depth should be 4°C or less). Fall surface application should be made to standing stubble, chemical fallow or summerfallow fields in a state of low soil erodibility. Avoid smooth, hard-packed soil conditions in summerfallow, which may allow granules to drift. Surface applications should not be made to fields covered in snow or that have excessive crop residue, which will not allow granules contact with soil. Under excessively warm and/or wet conditions between application and crop emergence, control may be reduced. For best results under heavy wild oat infestations, use the incorporated treatments only.

Incorporation

Time: The first incorporation should be completed within 24 hours of application, except for the fall surface application. The second incorporation may then be done during the fall or delayed until the spring.

For surface applications: Incorporate twice at right angles in the spring. Early seeding and a delayed second incorporation of 48 hours or more will provide best results.

Do not incorporate this product more than 5 cm. This can be accomplished by setting the tillage equipment to work the soil not deeper than 7.5 cm to 10 cm.

Implement: Before applying this product, be sure the soil is in good working condition. All deep tillage by cultivation or double disc implements must be completed prior to application of this product

Application Tips

Calibrate equipment to deliver desired amount of product. Use only a hoe-drill or a double disc press drill to seed barley or wheat into a Fortress-treated field. Do not apply to soil with less than 2% organic matter if it is to be seeded to wheat. Do not apply Fortress for wheat on land that has been treated with trifluralin since June 1 of the previous year.

Seeding: Flax, mustard and rapeseed can be seeded in treated layers. Barley and wheat are more sensitive and should be planted 6.0 - 7.5 cm. Wheat must be seeded at least 1.0 cm below the treated layer. Do not seed deeper than 7.5 cm. To ensure an even crop stand, increase the usual seeding rate of barley and wheat by 10%. Seed into warm, moist seedbed.

How it Works

Absorbed by wild oat shoots and foxtail roots, usually resulting in death before emergence. Under dry conditions, some wild oats and foxtail may emerge before being killed.

Expected Results

Weeds: Wild oats and foxtail die before they emerge. Weed control may be reduced under conditions of prolonged, cool soil temperatures at the time of germination or extreme drought in spring. **Crops:** Thinning in barley and wheat are known to occur under conditions of heavy rainfall and/or cold weather after application and before crop emergence. In most cases, thinning is more than offset by tillering. Some thinning may be noted on eroded knolls. Poor results may be expected if there is incomplete incorporation due to wet, cloddy soil or heavy trash, very dry soil conditions in spring or prolonged cool soil temperatures at time of germination. Ridges left by seeding may disrupt the treated layer and allow escapes.

Restrictions

Rainfall: Moisture is required for activation. Rainfall of at least 1.5 cm within 2 weeks of application in the spring is required to ensure maximum performance. **Grazing:** Grazing restrictions: Do not graze the treated crop or cut for hay; there are not sufficient data to support such use. **Re-cropping:** Under normal conditions, Fortress carryover will not harm crops grown in rotation. As a precaution, tame oats, sugar beets, creeping red fescue and small-seeded grasses such as timothy and canary seed should not be grown in rotation following a Fortress-treated crop.

Environmental Precautions

Do not apply this product directly to aquatic habitats. Do not contaminate irrigation or drinking water supplies or aquatic habitats by cleaning of equipment or disposal of wastes.

Runoff: Do not apply where runoff or erosion is likely to occur. **Leaching:** The use of this chemical may result in contamination of groundwater, particularly in areas where soils are permeable (e.g. sandy soil) and/or the depth to the water table is shallow.

Fortress (cont'd)**Toxicity**

Very low acute mammalian toxicity. Acute oral LD₅₀ (rats) = >5,000 mg/kg. May cause skin and eye irritation.

Storage

Store in a dry place.

Frontline XL/Topline

Group 2, 4

Formulation

Product	Company	Active ingredient	Formulation	Container size
Frontline XL (PCP# 28804)	Dow AgroSciences	Florasulam: 4 g/L + MCPA ester: 280 g/L	Emulsifiable concentrate	2 x 10 L , 120 L drum
Topline- florasulam (PCP# 30814)	MANA Canada	Florasulam: 50 g/L		1.6 L
MCPA Ester (PCP# 27804)		MCPA ester 600: 600 g/L		9.33 L

One case of Frontline XL or Topline treats 40 acres, and a drum treats 240 acres.

Topline 1.6 L treats 40 acres.

Crops, Staging and Rates

Crop	Stage	Rate
Spring wheat (including durum), barley, oats**	2 - 6 leaf stage	Frontline XL: Apply at 0.506 L/acre; Topline: 40 mL of florasulam + 233 mL of MCPA Ester
Timothy (seedling, established for hay and seed)*	2 leaf and beyond	

*Registered under the User Requested Minor Use Registration for Frontline XL. Those who apply these uses do so under their own risk.

**Frontline XL does not require any tank mixes when used in oats.

Weeds and Staging**Weeds controlled at 2 - 4 leaf stage**

annual sunflower	common ragweed	Russian pigweed	wild mustard
ball mustard	cow cockle	shepherd's purse	volunteer canola*
burdock	flixweed	smartweed	
chickweed	hempnettle	stinkweed	
cleavers	lamb's- quarters	wild buckwheat	

Weeds suppressed at 2 - 4 leaf stage

annual sow-thistle	dandelion (seedlings and overwintered)	perennial sow-thistle	stork's bill
Canada thistle	rosettes less than 15 cm)	plantain (top growth)	

* Including all herbicide-tolerant canola varieties

Registered Tank Mixes

Tank-mix partner	Frontline XL/Topline plus tank-mix partner	Additional weeds controlled
In spring wheat (including durum) and barley		
Assert	Frontline XL: 0.5 L/acre + Assert: 0.65 L/acre + Acidulate OR Topline florasulam: 40 mL/acre + MCPA: 0.233 L/acre + Assert: 0.65 L/acre + Acidulate	wild oats
In spring wheat (including durum) only:		
Everest	Frontline XL: 0.5 L/acre + Everest: 17.4 g/acre + Agral 90: 0.25 % v/v OR Topline florasulam: 40 mL/acre + MCPA: 0.233 L/acre + Everest: 17.4 g/acre + Agral 90: 0.25% v/v	wild oats and green foxtail

Tank-mix partner	Frontline XL/Topline plus tank-mix partner	Additional weeds controlled
Horizon, Nextstep, Foothills, Signal	Frontline XL: 0.5 L/acre + Horizon: 93 mL/acre + Score: 0.8% v/v OR Topline florasulam: 40 mL/acre + MCPA: 0.233 L/acre + Horizon: 93 mL/acre + Score: 0.8% v/v	wild oats
	Frontline XL: 0.5 L/acre + Horizon: 117 mL/acre + Score: 1.0 % v/v OR Topline florasulam: 40mL/acre + MCPA: 0.233 L/acre + Horizon: 117 mL/acre + Score: 0.8% v/v	wild oats and green foxtail
Simplicity (Frontline only)	Frontline XL: 0.5 L/acre + Simplicity : 200 mL/acre	wild oats, downy brome, Japanese brome, green foxtail and additional broadleaf weeds. Consult label.
In spring wheat (excluding durum) and barley		
Axial	Frontline XL: 0.5 L/acre + Axial: 243m L/acre + Adigor: 283 mL/acre OR Topline florasulam: 40mL/acre + MCPA: 0.233 L/acre + Axial: 243 mL/acre + Adigor: 283 mL/acre	wild oats, green foxtail and volunteer oats

Application Information

With: Ground equipment only. Do not apply by air. **Water Volume:** 40 L/acre.

Mixing Instructions

Only use sprayers that have good agitation. Ensure the sprayer is properly cleaned prior to adding Frontline XL. Use mixing instructions “b” on page 13.

Application Tips

Do not apply to crops underseeded to legumes. Apply Frontline XL/Topline early post-emergence to the main flush of broadleaf weeds. Warm, moist conditions that promote active weed growth, small weed size and competitive crop and good growing conditions after application will optimize the weed control. Weeds hardened off by cold weather or drought stress may not be adequately controlled or suppressed, and regrowth may occur. For best results, ensure adequate spray coverage of the target weeds. Only weeds that are emerged at time of application will be controlled. If the foliage of the weed is wet at the time of application, control may be reduced.

How it Works

Frontline XL/Topline herbicides contains a Group 2 and a Group 4 mode of action herbicide. The Group 2 mode of action herbicide inhibits the production of the ALS enzyme in plants. This enzyme is essential for the production of certain amino acids required for plant growth. The Group 4 mode of action herbicide disrupts normal plant growth regulation, resulting in death of susceptible plants.

Expected Results

Weeds susceptible to Frontline XL/Topline will stop growing almost immediately. The weeds turn yellow or reddish. Symptoms such as yellowing and red colouration may not be noticeable for 1 - 2 weeks. Some twisting may also be observed on weeds sensitive to MCPA. Warm, moist conditions, small weed size and competitive crop will optimize weed control provided by Frontline XL/Topline.

Restrictions

Rainfall: Heavy rainfall immediately after application may wash the chemical off the foliage, and a repeat treatment may be required. Do not apply if rainfall is forecast for the time of application. **Grazing:** Do not permit lactating dairy animals to graze fields within 7 days after application. Do not harvest forage or cut hay within 7 days after application. Withdraw meat animals from treated fields at least 3 days before slaughter. **Pre-harvest Intervals:** Do not harvest the treated crop within 60 days after application.

Environmental Precautions

Highly toxic to aquatic organisms and non-terrestrial plants. Observe buffer zones specified under Directions for Use on the label.

Runoff: To reduce runoff from treated areas into aquatic habitats, consider the characteristics and conditions of the site before treatment. **Drift:** Do not allow spray mist to drift since drift can cause damage to non-target crops and plants. Do not apply when winds are gusty or in excess of 15 km/h. When spraying, avoid combinations of pressure and nozzle type that will result in fine particles (mist), which are more likely to drift.

Frontline XL/Topline (cont'd)**Toxicity**

Frontline XL/Topline are practically non-toxic to birds. Acute oral LD₅₀ is > 2,000 mg/kg. Frontline XL/Topline are also moderately toxic to fish.

Storage

Store in a dry, heated storage. If products are frozen, bring to room temperature and agitate before use.

Frontline 2,4-D XC

Group 2, 4

Formulation

Product	Company	Active ingredient	Formulation	Container size
Frontline 2,4-D XC A (PCP# 30060)	Dow AgroSciences	Florasulam: 50 g/L	Suspension concentrate	1.6 L
Frontline 2,4-D XC B (PCP# 30061)		2,4-D LV ester: 660 g/L	Suspension concentrate	2 x 6.8 L

Crops, Staging and Rates

Crop	Stage	Rate
Spring wheat (including durum)	3 leaf fully expanded to 6 leaf	Frontline 2,4-D XC A: 40 mL/acres Frontline 2,4-D XC B: 340 mL/acres

Weeds and Staging**Weeds controlled at the 2 - 4 leaf stage**

annual sow thistle	common ragweed	plantain	vetch
annual sunflower	dandelion*	prickly lettuce	volunteer canola***
ball mustard	flixweed	redroot pigweed	wild buckwheat
bluebur	kochia**	Russian thistle	wild mustard
burdock	lady's-thumb	shepherd's-purse	wild radish
chickweed	lamb's-quarters	smartweed	
cleavers	narrow-leaved hawk's-beard****	stinkweed	
cocklebur		tartary buckwheat	

Weeds suppressed

Canada thistle (top growth only)	hemp nettle	perennial sow thistle (top growth only)
----------------------------------	-------------	---

* Seedlings and overwintering rosettes. ** Up to 5 cm in height. *** All types of volunteer canola including herbicide tolerant. ****1 - 2 leaf stage.

Registered Tank Mixes

Tank-mix partner	Frontline 2,4-D plus tank mix partner rate	Additional weeds controlled
Assert	Frontline 2,4-D XC A: 40 mL/acres + Frontline 2,4-D XC B: 340 mL/acre + Assert: 0.65 L/acre + Acidulate	wild oats
Everest	Frontline 2,4-D XC A: 40 mL/acres. + Frontline 2,4-D XC B: 340 mL/acre + Everest: 20 - 29 mL/acre + Ag Surf or Agral 90: 0.25% v/v	wild oats and green foxtail
Simplicity	Frontline 2,4-D XC A: 27 mL/acres. + Frontline 2,4-D XC B: 225 mL/acre + Simplicity: 150 - 200 mL/acre	At the 200 mL/acre rate of Simplicity, the mix will control wild buckwheat and labelled weeds for Simplicity and Frontline 2,4-D. The lower rate of Simplicity at 150 mL/acre will control wild oats at < 75 plants/metre ² . Consult label for specific broadleaf weeds controlled.

Application Information

With: Ground equipment only. With a sprayer that can apply 40 L/acre of spray solution. Do not apply by air.

Water Volume: 40 L/acre.

Mixing Instructions

Only use sprayers that have good agitation. Ensure the sprayer is properly cleaned prior to adding Frontline 2,4-D. Use mixing instructions “b” on page 13.

Application Tips

Do not apply to crops underseeded to legumes. Apply Frontline 2,4-D early post-emergence to the main flush of broadleaf weeds. Warm, moist conditions that promote active weed growth, small weed size, competitive crop and good growing conditions after application optimize weed control. Weeds hardened off by cold weather or drought stress may not be adequately controlled or suppressed, and re-growth may occur. For best results, ensure adequate spray coverage of the target weeds. Only weeds that are emerged at time of application will be controlled. If the foliage of the weed is wet at the time of application, control may be reduced.

How it Works

Florasulam SC is taken up by leaves and stops growth of susceptible weeds rapidly via inhibition of the ALS enzyme. 2,4-D is a systemic, non-selective herbicide, which readily moves through the foliage and root system. It inhibits pigment, including chlorophyll, leading to plant death.

Expected Results

Florasulam A symptoms will initially appear in the upper regions of the plant. Newer leaves start to yellow and wilt, followed by a loss of green colour. Symptoms will spread to the rest of the plant with some weeds showing purpling or reddening. Under ideal conditions, complete control may occur within 7 - 10 days after application. Plants susceptible to 2,4-D will become malformed before they die.

Restrictions

Rainfall: Do not apply if rainfall is expected within 2 hours. **Grazing:** Do not harvest as forage within 30 days after application. Do not permit lactating dairy animals to graze fields within 7 days after application. Withdraw meat animals from treated fields at least 3 days before slaughter. **Pre-harvest Intervals:** Do not harvest the treated mature crop within 60 days after application. **Re-cropping:** Fields previously treated with Frontline 2,4-D tank mix can be seeded the following year to barley, canola, oats, peas, wheat, or fields can be summerfallowed.

Environmental Precautions

Frontline 2, 4-D is moderately to highly toxic to aquatic organisms. Avoid contamination of aquatic systems during application. This product has potential to leach. Do not apply excessive irrigation. **Drift:** Overspray or drift to sensitive habitats should be avoided. A buffer zone of 30 metres is required between the downwind edge of the boom and the closest edge of sensitive terrestrial habitats including forested areas, shelter belts, woodlots, hedgerows, and shrublands. A buffer zone of 5 metres is required between the downwind edge of the boom and the closest edge of sensitive aquatic habitats.

Toxicity

2,4-D A is highly toxic to aquatic organisms. It is also slightly toxic to birds. 2, 4-D B has a moderate acute mammalian toxicity. Acute oral LD₅₀ (rats) 982 mg/kg. It can cause skin irritation and can be absorbed through the skin.

Storage

Store in dry, heated storage. If products are frozen, bring to room temperature and agitate before use.

Glyphosate

Group 9

Formulation

Product	Company	Acid equivalent concentration	Formulation	Container size
Cheminova Glyphosate Soluble Concentrate Herbicide (PCP# 26828)	Cheminova	356 g/L	Solution	10 L
Clearout 41 Plus (PCP# 28322)	Albaugh Inc.	360 g/L	Solution	115 L, 1000 L
Credit (PCP# 25866)	Nufarm Agriculture	356 g/L	Solution	10 L, 450 L
Credit 45 (PCP# 29124)	Nufarm Agriculture	450 g/L	Solution	10 L, 450 L, 1000 L
Glyfos (PCP# 27287)	Cheminova	360 g/L	Solution	10 L, 150 L, 450 L, 1000 L
KnockOut Extra (PCP# 29266)	Libertas Now Inc.	360 g/L	Solution	9.5 L, 30 L, 113 L, 940 L, 1040 L
Crush'R Plus (PCP# 29995)	Ag West Inc	360 g/L	Solution	9.5 L, 30 L, 113 L, 940 L, 1040 L
Matrix (PCP# 29775)	IPCO	480 g/L	Solution	10 L, 115 L 450 L
Maverick III (PCP# 29033)	Dow AgroSciences	480 g/L	Solution	10 L, 115 L, 450 L
MPower Glyphosate (PCP# 29290)	NewAgco Inc	360 g/L	Solution	115 L, 640 L, 1000 L
R/T 540 (PCP# 28487)	Monsanto	540 g/L	Solution	10 L, 115 L, 450 L
Roundup Transorb HC (PCP# 28198)	Monsanto	540 g/L	Solution	10 L, 115 L, 450 L, 1150 L
Roundup Ultra 2 (PCP# 28486)	Loveland Products	540 g/L	Solution	10 L, 115 L, 450 L
Roundup WeatherMax (PCP# 27487)	Monsanto	540 g/L	Solution	10 L, 115 L, 450 L, 1150 L
Sharpshooter (PCP# 28631)	Loveland Products Canada	356 g/L	Solution	10 L, 1000 L
Sharpshooter Plus (PCP# 28623)	Loveland Products Canada	360 g/L	Solution	10 L, 1000 L
StartUp (PCP# 29498)	Loveland Products	540 g/L	Solution	10 L, 115 L, 450 L, 667 L
Touchdown Total (PCP# 28072)	Syngenta	500 g/L	Solution	10 L, 115 L, 450 L, 946 L
Traxion (PCP# 29201)	Syngenta	500 g/L	Solution	450 L, 946 L
Vantage Plus Max II (PCP# 28840)	Dow AgroSciences	480 g/L	Solution	10 L, 115 L, 450 L
Vector (PCP# 30319)	Federated Cooperatives Ltd.	480 g/L	Solution	10 L, 115 L, 450 L, 960 L

Application Rates of Glyphosate Products with Various Acid Equivalent Concentrations - first column is the actual amount of active ingredient applied per acre. The other columns are the actual L/acre needing to be applied to meet that acid equivalent value.

Acid Equivalent Concentration					
Acid Equivalent	360 g/L	450 g/L	480 g/L	500 g/L	540 g/L
g ae/acre*	L/acre				
111	0.31	0.24	0.225	0.216	0.20
122	0.34	0.264	0.25	0.238	0.22
148	0.41	0.32	0.30	0.288	0.27
180	0.50	0.40	0.38	0.360	0.33
241	0.67	0.535	0.50	0.482	0.45
270	0.75	0.60	0.56	0.540	0.50
324	0.90	0.72	0.68	0.65	0.60
360	1.00	0.80	0.75	0.720	0.67
435	1.21	0.97	0.91	0.87	0.81
450	1.25	1.00	0.94	0.900	0.83
510	1.42	1.13	1.06	1.02	0.94
540	1.50	1.20	1.125	1.080	1.00
690	1.92	1.53	1.44	1.38	1.28
720	2.00	1.60	1.50	1.440	1.33
870	2.42	1.93	1.81	1.74	1.61
1000	2.78	2.22	2.08	2.00	1.85
1015	2.82	2.26	2.11	2.03	1.88
1740	4.83	3.87	3.63	3.48	3.22
1765	4.90	3.92	3.68	3.53	3.27

* g ae/acre = grams of acid equivalent per acre

Cropland Uses

- Annual weed control prior to crop emergence or in summerfallow - all crops.
- Quackgrass control - prior to seeding or after harvest.
- Canada thistle control - summer-fallow, shelterbelts and post-harvest.
- Dandelion control - prior to crop emergence or post harvest.
- Other perennial weeds control - summerfallow, shelterbelts and post-harvest.
- Spot treatments (in-crop) of perennial weed control - cereals, corn, soybean and forages.
- Pre-harvest control of quackgrass, Canada thistle, milkweed, toadflax, dandelion, season-long control of perennial sow-thistle, and harvest management.
- Weed control in glyphosate tolerant crops: canola, corn and sugar beet.
- Post-harvest stubble treatments - all crops.
- Weed control in non-crop areas: industrial, right-of-way, recreational and public areas.
- Brush control, turf renovation, directed application in woody nursery stock, roadsides and shelterbelts.

Glyphosate (cont'd)**Weeds Controlled****Annual**

annual bluegrass	downy brome	narrow-leaved vetch	stinkweed
annual sow-thistle	flixweed	night-flowering catchfly	stork's-bill
barnyard grass	green foxtail	Persian darnel	volunteer flax
Canada fleabane	green smartweed	prickly lettuce	volunteer mustard
common chickweed	hemp-nettle	red root pigweed	volunteer wheat
common ragweed	kochia*	round-leaved mallow	wild mustard
corn spurry	lady's-thumb	Russian thistle	wild oats
crabgrass	lamb's quarters	shepherd's-purse	wild tomatoes
odder	narrow-leaved hawk's beard	smooth pigweed	

Perennial

alfalfa	curled dock	Japanese knotweed	smooth bromegrass
Canada bluegrass	dandelions	kentucky bluegrass	toadflax
Canada thistle	field bindweed	perennial sow-thistle	wormwood
cattails	foxtail barley	poison-ivy	yellow nutsedge
common milkweed	hemp dogbane	purple loosestrife	
cottontop	hoary cress	quackgrass	

Brush

alder	douglas fir	poplar	snowberry
birch	hemlock	raspberry	willow
cedar	maple	rhododendron	withrod
cherry	pine	sheep laurel	

*Will not control kochia biotypes resistant to Glyphosate.

Annual Weed Control Prior to Crop Emergence or in Summerfallow

Weeds controlled	Weed stage	Glyphosate grams acid equivalent per acre	Surfactant per acre
Green foxtail, lady's-thumb, stinkweed, volunteer barley, volunteer canola (non-glyphosate tolerant), volunteer wheat, wild mustard, wild oats	Up to 8 cm in height	111	0.14 L
All weeds listed above plus suppression of foxtail barley, flixweed and kochia*	8 - 15 cm in height	148	0.14 L
All weeds listed above plus downy brome, giant foxtail, Persian darnel, Canada fleabane, common ragweed, flixweed, hemp-nettle, lamb's-quarters	Weeds up to 15 cm in height. For narrow-leaved hawk's-beard 8 - 15 cm or wild buckwheat (3 - 4 leaf stage) use high rate.	180 - 270	Surfactant is not required
All weeds listed above plus annual sow thistle, bluegrass, crabgrass, kochia, prickly lettuce, shepherd's purse, and narrow-leaved vetch	Up to 15 cm in height	324	Surfactant is not required
All annual grasses and broadleaved weeds listed above	Greater than 15 cm in height	510	Surfactant is not required

* Will not control kochia biotypes resistant to Glyphosate.

Registered Tank Mixes in Minimum and Zero Tillage Systems Cropping Systems – Prior to Seeding

Not all glyphosate products are registered for all tank mixes below. Refer to individual glyphosate for registered tank mixes, glyphosate rates and registered crop species labels.

Spring wheat, winter wheat, barley and rye:

- Glyphosate + 2,4-D (0.23 - 0.34 L/acre) for broad-spectrum weed control, including control of volunteer Roundup Ready canola (up to 4 -leaf stage)

- Glyphosate + 2,4-D (0.45 - 0.68 L/acre) for broad-spectrum weed control, including control of volunteer Roundup Ready canola (up to 6 -leaf stage)
- Glyphosate + Buctril M (0.2 - 0.4 L), Logic M (0.25 - 0.5 L/acre) for broad-spectrum weed control, including control of volunteer Roundup Ready canola (up to 4 -leaf stage)
- Glyphosate + Banvel II (0.12 L) for broad-spectrum weed control, excluding volunteer glyphosate tolerant canola
- Glyphosate + Express SG (6 grams/acre) + Agral 90 (0.35% v/v) for broad-spectrum weed control. Agral 90 only required if glyphosate rate is below 0.5 L/acre (360 gm active ingredient/L equivalent).
- Glyphosate + Pardner (0.51 L/acre), Brotex (0.6 L/acre): for broad-spectrum weed control

Field corn, sweet corn and flax:

- Glyphosate + MCPA amine 500 (0.28 L/acre) for broad-spectrum weed control, including control of volunteer Roundup Ready canola (up to 4 -leaf stage)
- Glyphosate + Buctril M (0.2 - 0.4 L/acre), Logic M (0.25 - 0.5 L/acre) for broad-spectrum weed control, including control of volunteer Roundup Ready canola (up to 4 -leaf stage)

Field corn only:

- Glyphosate + Banvel II (0.12 L) for broad-spectrum weed control, excluding volunteer glyphosate tolerant canola

Field peas, lentils, and chickpeas:

- Glyphosate + MCPA amine 500 (0.2 - 0.28 L/acre) for broad-spectrum weed control, including glyphosate tolerant canola. Note: use only amine formulations prior to seeding peas, lentils and chickpeas.

Canaryseed and seedling forage grasses (bromegrass, crested wheatgrass, intermediate wheatgrass, slender wheatgrass, tall wheatgrass, Russian wildrye, timothy, orchard grass, creeping red fescue, meadow fescue, meadow foxtail, tall fescue, meadow bromegrass, streambank wheatgrass, and reed canarygrass)

- Glyphosate + Buctril M (0.2 - 0.4 L), Logic M (0.25 - 0.5 L/acre) for broad-spectrum weed control, including control of volunteer Roundup Ready canola (up to 4 -leaf stage)

Registered Tank Mixes in Minimum and Zero Tillage Systems Cropping Systems – Chem fallow

- Glyphosate + 2,4-D (0.5 L/acre)
- Glyphosate + Banvel II (0.12 L/acre)
- Glyphosate + Express SG (6 grams/acre)
- Glyphosate + Pardner (0.51 L/acre), Brotex (0.6 L/acre)
- Glyphosate + Express Pro (7 gm/acre)

Quackgrass Control Prior to Seeding or after Harvest in Annual and Forage Cropping Systems

Apply to actively growing quackgrass. Reduced control may result if rhizomes become dormant. This may occur when soil fertility is poor or land has not been tilled for several years.

Application on forages should be followed by tillage and should be made when good growing conditions exist.

	Weed stage	Acid equivalent in grams active ingredient per acre	Remarks
Quackgrass control: season long control on light to moderate infestation	3 - 4 green leaves. On fall tilled ground, delay the application until majority of quackgrass has 4 - 5 leaves	360	Allow 3 or more days after treatment before tillage. Fall treatment should be applied 3 - 4 weeks after swathing to actively growing quackgrass. Do not apply after first damaging frost in the fall. Frost of - 5°C is usually tolerated by new shoots. Frost damage is evident by drying of new shoots shortly after frost.
Quackgrass control: heavy infestations or sod bound quackgrass	3 - 4 green leaves or more	360 - 1000	Use higher rate for sod bound quackgrass (left undisturbed for at least 2 years). Allow 3 or more days after treatment before tillage. Fall treatment should be applied 3 - 4 weeks after swathing to actively growing quackgrass. Do not apply after first damaging frost in the fall. Frost of - 5°C is usually tolerated by new shoots.

Glyphosate (cont'd)

Canada Thistle Control: Summerfallow and Post Harvest

	Weed stage	Acid equivalent in grams active ingredient per acre	Remarks
Control of Canada thistle at the rosette stage (summerfallow)	Rosettes at least 15 cm in diameter	360	Conduct summerfallow tillage as usual and perform the last tillage operation between July 15 and August 1. Allow thistle to re-grow for a minimum of 5 weeks until they are 15 cm in diameter and majority of them are in a rosette stage. Allow 10 or more days after treatment before tillage. Treatment after a mild frost is possible provided leaves are green and plants are actively growing.
Control of Canada thistle: post-harvest stubble treatment	Bud stage or beyond	648 - 1000	Allow 20 to 25 cm of new growth before application. Thistles must be sprayed at least 2 weeks prior to killing frost. Straw should be removed or evenly spread to allow for proper regrowth and spray coverage. Heavy frost prior to treatment may decrease control. Allow 5 or more days after treatment before tillage.

Registered Tank Mixes: Canada Thistle Control

- Glyphosate + Banvel II (0.12 L/acre)

Dandelion Control: Prior to Seeding or After Harvest

For best results, apply up to and including dandelion bloom.

Dandelion stage of growth gram A.I./acre		Remarks
Less than 15 cm rosettes	Greater than 15 cm rosettes	
360	540 - 720	Allow 3 or more days after treatment before tillage for all rates. Use the higher rate when infestations are heavy.

Alfalfa Control (Fall Treatment)

Staging	Rate a.i. per acre	Remarks
Early bud to full bloom (fall application only)	540 - 720	Use high rate when alfalfa populations are high or when grass infestation is heavy. Allow at least 5 days before tillage. Apply in 23 - 135 L/acre water.

Registered Tank Mixes for Alfalfa Control (Fall and Spring)

The addition of 2,4-D may improve alfalfa control in situations where control may be more difficult to obtain, such as in minimum tillage systems where populations are heavy and with spring applications.

Tank mixture name	Acid equivalent in grams active ingredient per acre	Remarks
Glyphosate + 2,4-D	Glyphosate: 360 - 720 g a.i./acre + 2,4-D: 0.49 - 0.97 L	For spring applications, use only the low rate of 2,4-D (i.e., 0.49 L/acre) and recommended rate of glyphosate. Only cereal crops not underseeded to legumes may be planted following spring applications of this tank mix, and a 14-day interval between application and planting is required.

Spot treatment (in-crop) of perennial weeds in wheat, oat, barley, corn, soybean forage legumes and forage grasses:

Glyphosate may be applied for the control of Canada thistle, quackgrass and other perennial weeds (absinthe, blue grass spp., smooth brome grass, cattail, curled dock, field bindweed (bloom stage or beyond), hemp dogbane, hoary cress, poison ivy, purple loosestrife, perennial sow-thistle, and yellow nutsedge in forage crops, barley, wheat, oats, soybeans and legumes, including seed production. Treatments may be made up to heading of small grain, initial pod set on soybeans and legumes, silking of corn, and emergence of seed heads. The crop in the treated area will be killed. Avoid drift beyond the treated area. Application can be made using a boom sprayer, knapsack, or high volume equipment. Applications should be made using the same rates and at the same growth stages as listed in the quackgrass, Canada thistle and other perennial weed control tables.

Other Perennial Weed Control in Summerfallow, Shelterbelts and Post-harvest

Weeds controlled	Weed stage	Rate a.i. per acre	Remarks
Common milkweed	Bud to full bloom	1765	Allow 7 or more days after treatment before tillage. Reduced control may occur after full bloom. Milkweed may not all be in the correct stage, therefore, repeat treatments may be required
Field bindweed	Full bloom or beyond	1000 - 1728	Allow 7 or more days after treatment before tillage.
Foxtail barley	Seedling to heading	360 - 720	Allow a minimum of 1 day after treatment before tillage or seeding. Use higher rates for larger, more established plants, heavy infestations or if plants are stressed.
Toadflax rosette stage (summerfallow)	Rosettes at least 15 cm tall or across.	360	Allow 7 or more days after treatment before tillage in summerfallow.
Alfalfa	Early bud to full bloom stage. Fall applications only.	540 - 720	Allow 5 or more days after treatment before tillage. Use the higher rates when alfalfa populations are high or when heavy grass infestations are also present.

Pre-harvest Perennial Weed Control

Crop: Wheat, barley (including malting barley*), oats*, canola (rapeseed), dry beans, flax (including solin), lentils, mustard (Weathermax only), peas, soybeans and forages.

Weeds Controlled: Quackgrass, Canada thistle, common milkweed, toadflax, dandelion, perennial sow-thistle (season long)

Rate

Crops	
Wheat, barley (including malting barley*), oats*, canola (rapeseed), dry beans, flax (including solin), lentils, peas, soybeans	Forages
360 g a.i./acre	360-720

Caution: Do not apply to any crops if grown for seed.

*Barley grown for malt and tame oat grown for milling are registered for the pre-harvest application. However, growers should contact malt barley and milling oat buyers prior to application to confirm acceptance of glyphosate treated grain

** These crops are registered with R/T 540, Roundup Transorb HC, Roundup WeatherMax and Roundup Ultra 2 only under *User Requested Minor Use Label Expansion program*. The manufacturer assumes no responsibility with respect to performance and/or crop tolerance claims for herbicide performance.

How to Apply

Ground (all products). Aerial: Do not apply by air, except Glyphos, Shooter Plus, Factor 540, Roundup Transorb HC, Roundup WeatherMax, Roundup Ultra 2, RT/540, ClearOut 41Plus, MPower Glyphosate.

Crop Staging: Apply when average seed moisture is at or below 30%. Accurate measurement of seed moisture must be made before application. The following chart lists visual symptoms that can be used as guidelines as to when 30% grain moisture has been reached.

Crop*	Percent seed moisture	Visual symptoms
Wheat, barley, oat	Less than 30	Hard dough stage - a thumbnail impression remains on seed.
Canola (including glyphosate tolerant varieties)		Pods are green to yellow; most seeds are yellow to brown.
Flax (including low-linoleic acid varieties)		Majority (75%-80%) of bolls are brown.

Glyphosate (cont'd)

Crop*	Percent seed moisture	Visual symptoms
Forage	Not applicable	Forage 3 to 7 days prior to the last cut before rotation or forage renovation. Do not apply to forage stands that are to be maintained.
Peas	Less than 30	Majority (75%-80%) of pods are brown.
Lentils		Lowermost pods (bottom 15%) are brown and seeds rattle.
Dry beans		Stems are green to brown in colour; pods are mature (yellow to brown in colour); 80%-90% leaf drop (original leaves).
Soybeans (including glyphosate tolerant varieties)		Stems are green to brown in colour; pod tissue is dry and brown in appearance; 80%-90% leaf drop.
Chickpea		Stems are green to brown in colour; pods are mature (yellow to brown in colour); 80%-90% leaf drop (original leaves)
Lupin		
Faba beans		

* Not all glyphosate products are registered for pre-harvest application on all crops species listed above. Refer to individual crop labels for registered uses and crop species.

Weeds Controlled and Staging

Quackgrass (4 - 5 green leaves), Canada thistle (at bud stage or beyond), common milkweed (bud to full bloom), toadflax (bud to full bloom), dandelions (rosette to full bloom), season-long control of perennial sow-thistle (at or beyond the bud stage), and most of the annual weeds which are green at the time of pre-harvest application.

Harvest Management Benefits

This treatment may also provide harvest management benefits by drying down crop and vegetative crop growth. Apply only during the period 7-14 days before harvest to ensure best weed control and to maximize harvest management benefits. Earlier application may reduce crop yield and/or quality and may lead to excess glyphosate residues in the crop. Extremely cool, wet and cloudy weather conditions between time of application and the anticipated harvest date may slow down activity of this product, thereby delaying crop dry down and harvest date.

Environmental Precautions

Over-spray or drift to important wildlife habitats such as bodies of water, wetlands (e.g., sloughs), shelterbelts, woodlots and other cover on the edges of fields frequented by wildlife, should be avoided.

Ground Application: Leave a 15-metre buffer zone between the last spray swath and the edge of any of these habitats. Do not expose or contaminate any body of water or non-target vegetation by direct application, spray drift, or when cleaning and rinsing spray equipment.

Aerial applications: maintain a 25 metre buffer zone from water and wetland areas, and 55 metre buffer from shelterbelts, woodlots, and other cover on the edge of treated fields.

For Use in Glyphosate Tolerant Crops

Glyphosate Tolerant Canola

Crop: Canola variety with Roundup ready gene. Always use pedigreed (certified) canola seed. Canola which is not designated as glyphosate tolerant will be damaged or destroyed by this treatment. Note: Not all glyphosate products are registered. **Crop Stage:** Up to and including 6-leaf stage of glyphosate tolerant canola. Temporary yellowing may occur if applied at the 4 to 6 leaf stage of the crop. **With:** Ground application only. **Water Volume:** 40 - 90 L/acre. **Grazing and Cropping Restrictions:** All portions of the treated crop may be fed to livestock.

Weeds controlled	Rate a.i. per acre
Single application	
Annual grasses: barnyard grass, green foxtail, volunteer barley, volunteer wheat, wild oats. Annual broadleaves: Stinkweed, redroot pigweed, wild mustard, Russian thistle, lamb's-quarters, non-glyphosate tolerant volunteer canola (rapeseed), hemp-nettle, lady's-thumb, kochia*, chickweed, corn spurry, wild tomato, cleavers, wild buckwheat, shepherd's purse, cow cockle**, night-flowering catchfly**, smartweed**, stork's-bill, flixweed, narrow-leaved hawk's beard, round-leaved mallow.	120 - 180
Perennial weed suppression: Canada thistle, dandelion, perennial sow-thistle, and season-long control of quackgrass.	180
Double application (first application as above)	
Additional flushes of weeds listed above plus round-leaved mallow, Canada thistle, foxtail barley, dandelion, perennial sow thistle, quack grass (season-long control).	180
Single application for perennial weed control	
All the weeds in single application listed above plus season-long control of Canada thistle and perennial sow-thistle.	270

* Will not control kochia biotypes resistant to Glyphosate

** The lower rate can be used for control of shepherd's purse, cow cockle and night-flowering catchfly at the 1- 3-leaf stage of the crop or for control of smartweed at the 4- 6-leaf stage.

Note: A maximum of 1.0 L/acre of Glyphos, Sharpshooter Plus, Touchdown iQ, and Wise Up, 0.76 L/acre of Maverick III and Vantage Plus and 0.67 L/acre of Factor 540, Roundup Transorb HC, Roundup Weather Max, Roundup Ultra 2, R/T 540 per season is allowed in glyphosate tolerant canola.

Registered Tank Mixes in Glyphosate Tolerant Canola

For season long control of top growth of Canada thistle and control of wild buckwheat in glyphosate tolerant canola.

Tank mixture name	Rate a.i. per acre	Remarks
Glyphosate + Lontrel 360	Glyphosate: 180 g/L + Lontrel: 113 mL	Apply in 40 L of water per acre. Apply when canola is in the 2 - 6 leaf stage.

Glyphosate tolerant corn

Crop: Corn with Roundup ready gene. Always use pedigreed (certified) corn seed. Corn that is not designated as glyphosate tolerant will be damaged or destroyed by this treatment. **Crop Stage:** Up to and including 8-leaf stage of glyphosate tolerant corn. **How to Apply:** Ground application only. **Do not apply by air.** **Water Volume:** 40 - 90 L/acre.

Rate per acre	Weeds controlled
360	Annual grasses: barnyard grass, green foxtail, volunteer barley, volunteer wheat, wild oat. Annual broadleaves: chickweed, cleavers, corn spurry, cow cockle, flixweed, hemp-nettle, kochia*, lady's-thumb, lamb's-quarters, narrow-leaved hawk'-beard, night-flowering catchfly, redroot pigweed, round leaved mallow*, Russian thistle, shepherd's-purse, smartweed, stinkweed, stork's-bill, volunteer canola (except glyphosate tolerant varieties), wild buckwheat, wild mustard, wild tomato.
A second (sequential) application	
360	Late flushes of heavy infestations of the above weeds plus control of common milkweed, field bindweed, round-leaved mallow, yellow nutsedge.

* Will not control kochia biotypes resistant to Glyphosate

A single application of 1.34 L/acre (540 g/L) is also registered but can only be applied up to the 6 leaf stage of RR Corn.

Note: Weeds will be more easily controlled and early crop competition avoided with applications made when the weeds are small. Control of weeds greater than 25 cm in height will be inconsistent, although some weeds may be controlled.

Glyphosate (cont'd)**Weed Control in Non-cropland Areas**

Weed	Rate a.i. per acre	Hand held high volume application % solution	Remarks
Annual grasses and broadleaves	324 - 450	0.67 %	Apply to actively growing weeds. Water volume: 20 - 40 L/acre.
Quackgrass	690 - 1015	1.34%	20 - 120 L/acre of water volume. Add 0.5% v/v of a recommended surfactant when using water volumes greater than 60 L/acre. Higher rate for long term control and for heavy infestations.
Canada thistle (bud stage)	690 - 1015	1.34 %	20 - 120 L/acre of water volume. Add 0.5% v/v of a recommended surfactant when using water volumes greater than 60 L/acre. Higher rate for long term control and for heavy infestations.
Purple loosestrife	870	0.67 - 1.34%. Use 22% solution for wiper application	
Other perennials	870 - 1740	1.34 %	Water volume: 40 - 120 L/acre. Add 0.5% v/v of a recommended surfactant when using water volumes greater than 60 L/acre. Higher rate for long term control and for heavy infestations.
Brush and trees: birch, cherry, poplar, western snow berry, willow	435 - 870	0.67 - 1.34 %	Water volume: 40 - 120 L/acre. Timing: Summer through early fall
Alder, maple, raspberry, salmonberry	870	1.34 %	Water volume: 40 - 120 L/acre. Timing: Late summer through early fall.
Turf renovation	360 - 1740	0.67 - 1.34 %	Water volume: 40 - 120 L/acre. Use higher end of the rate range for perennials.

Registered Tank Mixes for Non-crop and Industrial Areas - Residual Control

Tank mixture name	Acid equivalent in grams active ingredient per acre	Remarks
Glyphosate + Simazine	Glyphosate: 360 - 1740 gm/acre Simazine: 1.61 - 3.63 L	The simazine component of this tank mixture will provide season long control of most germinating broadleaf weeds and grasses. Water volume: 80 - 160 L/acre. Do not apply to coarse, sandy or gravelly soil. One application per year.

Additional Application Information

Water Volume: **Handgun** (high water volume): 80 - 120 L/acre. **Boom:** 23 - 45 L per acre in most situations; use of the lower volume may improve control when hard water (Ca or Mg) or iron (Fe) ions are present.

Chemical fallow: 20 - 40 L/acre.

Application Tips

Tillage or mowing prior to application will reduce effectiveness on perennial weeds. Minimum days to wait before tillage after application: annual weeds: 1 day; spring and fall quackgrass: 3 days; Canada thistle bud stage: 5 days; fall rosette stage: 7 - 10 days; field bindweed, milkweed and other perennials: 7 days. Best results are obtained when temperatures are near 20° C and when weeds are actively growing. Control will be reduced if foliage is heavily

covered with dust. Hard water or water containing calcium (Ca), Magnesium (Mg) and iron (Fe) ions will reduce the activity of glyphosate. Dirty water or water with suspended soil or organic matter will reduce control.

How it Works

A non-selective, systemic herbicide that moves from the foliage into roots and kills the entire plant.

Expected Results

Wilting and yellowing of annual weed occurs within 2 - 4 days; perennial requires 7 - 10 days. Complete browning of above ground growth and deterioration of roots occurs. Cool, cloudy conditions may slow activity.

Rainfall: Heavy rainfall immediately after application may wash the chemical off the foliage and a repeat treatment may be required. Do not apply if rainfall is forecast for the time of application. **Note. Roundup Transorb HC, Roundup WeatherMax, Roundup Ultra 2, and R/T 540:** Rainfall occurring within 60 minutes of treatment may result in reduced weed control. **Movement in the Soil:** Negligible leaching. **Grazing Restrictions:** Do not graze or harvest treated areas until plants have turned brown and started to deteriorate. **Re-cropping Intervals:** No restrictions.

Environmental Precautions

Avoid direct application to any body of water populated with fish or used for domestic purposes. Do not use in areas where adverse impact on domestic water or aquatic species is likely. Do not contaminate water by disposal of waste or cleaning of equipment. Avoid all drift or contact with vegetation for which treatment is not intended as damage or destruction may occur. Overspray or drift to important wildlife habitats such as bodies of water, wetlands (e.g., sloughs), shelterbelts, woodlots and other cover on the edges of fields frequented by wildlife, should be avoided. Observe following buffer zone guidelines: **Ground Applications:** Leave a 15 metre buffer zone between the last spray swath and the edge of the spray boom to non-target areas to minimize drift damage.

Toxicity

Very low acute mammalian toxicity. Acute oral LD₅₀ = 4,320 mg/kg. Eye irritant, non-toxic to bees, birds and fish.

Storage

Heated storage is not required. May be stored below 0° C.

Gramoxone

Group 22

Formulation

Product	Company	Active ingredient	Formulation	Container size
Gramoxone (PCP# 8661)	Syngenta	Paraquat: 200 g/L	Solution	4 x 5 L

Crops, Staging and Rates

Pre or post seeding weed burndown for annual and perennial weeds.

Annual grasses and broadleaf weeds: seedlings.

Perennial weeds, including quackgrass: growth stage is not specified on the label.

Crop	Rate	Timing and specific comments
Barley, canaryseed, corn (field, sweet), dry common beans, field peas, flax, lentils, mustard, oats, potatoes, rye, soybeans, sunflower, triticale, wheat	0.8 - 1.6 L/acre	Apply before or after seeding, but prior to crop emergence to emerged weeds. For control of winter annual weeds, or when weed growth is dense and weeds are greater than 10 cm in height, use at least 1.21 L per acre and higher volumes of water. Apply with a minimum of 40 L of water/acre.

Gramoxone (cont'd)

Crop	Rate	Timing and specific comments
Potatoes	1.11 - 2.22 L/acre	For Idaho Baker, Russett or Burbank and Cherokee, apply up to ground crack only (potato tops about to emerge). For other varieties, apply up to time first potato tops have reached 5 to 8 cm in height. Apply in 120 - 220 L/acre of spray solution.
Established alfalfa and bird's-foot trefoil in hay and pasture		Spray no later than 5 days after first cutting in early June. Apply in 120 - 220 L/acre of spray solution.
Shelterbelts	2.22 L/acre	Apply as directed spray. Avoid contact with foliage and plant parts. Apply in 445 L of water/acre or 75 mL in 10 L of water/100 m ² . 550 mL of this mixture will treat an area 1.75 metres diameter around a tree. Keep chemical off the tree foliage.

Registered Tank Mixes

Tank-mix partner	Gramoxone plus tank mix partner rate	Additional weeds controlled
In potatoes		
Lorox	Gramoxone: 1.11 - 2.22 L/acre + Lorox: 0.91 - 1.81 L/acre	Residual control of annual grasses and broadleaf weeds.
Sencor 500	Gramoxone: 1.11 - 2.22 L/acre + Sencor: 0.45 - 0.71 L/acre	
In corn		
Aatrex	Gramoxone: 1.11 - 2.22 L/acre + Aatrex: 0.85 - 1.25 L/acre	
Dual II Magnum	Gramoxone: 1.11 - 2.22 L/acre + Dual II Magnum: 0.50 - 0.71 L/acre	

Application Information

Apply with ground sprayers only. Do not apply by air. **Water Volume:** 120 - 445 L/acre. For dense weed growth, use the greater volume of water.

Application Tips

Use only clean water to avoid reduction in effectiveness. Use high volume, low pressure type spraying equipment to thoroughly cover foliage. Special equipment is necessary to shield some row crops from spray. Applications on cloudy days or just prior to or during periods of darkness will generally increase the treatment effectiveness. Wash equipment thoroughly after spraying - use a wetting agent (Agral 90 at 60 mL/100 L of water).

How it Works

Gramoxone is a contact type herbicide; therefore, good spray coverage is essential. It is absorbed by all leaf and stem surfaces and is non-systemic. It interferes with photosynthesis.

Expected Results

Provides immediate, fast and virtually complete annual weed kill from 1 application. Repeat applications may be necessary for perennial weeds. Yellowing occurs within a few hours and desiccation of the plant continues rapidly until death.

Restrictions

Rainfall: Rain within 30 minutes and prior to spray solution drying on plant will reduce effectiveness of the chemical. Once spray solution has dried on plant tissue, rain will not reduce effectiveness. **Grazing:** Pre-seed burn-down in cereals, oilseed and pulse crops: Do not graze or harvest crops within 30 days of treatment.

Re-cropping: No restriction.

Environmental Precautions

This product is toxic to aquatic organisms and terrestrial plants. Observe label buffer zones around aquatic areas and susceptible terrestrial areas. Do not apply this product directly to aquatic areas.

Runoff: To reduce runoff from treated areas into aquatic habitats, consider the characteristics and conditions of the site before treatment. **Drift:** Avoid overspray or drift onto crops, ornamental plants, lawns, grazing areas and other sensitive areas.

Toxicity

Moderate acute oral LD₅₀ (rats) = 612 mg/kg body weight.

Caution: Symptoms of acute poisoning may occur. Intake can cause heart, liver and kidney damage and can be fatal. It can be absorbed through the skin.

Storage

Heated storage required. If crystallization occurs because of storage below 0° C, warm to room temperature and agitate until reconstituted.

Grazon

Group 4

Formulation

Product	Company	Active ingredient	Formulation	Container size
Grazon (PCP# 27634)	Dow AgroSciences	Picloram: 65 g/L + 2,4-D: 240 g/L	Emulsifiable concentrate	2 x 10 L, 110 L

Crops, Staging and Rates

Permanent grass pasture and rangeland. Apply in spring or early summer after first growth appears.

Rate: 1.5 - 2.8 L/acre

Weeds, Rates and Staging**Weeds controlled at 1.5 L/acre (season-long control only)**

Canada thistle	dandelion	yarrow
----------------	-----------	--------

Weeds controlled at 2.8 L/acre

burdock	plantain	vetch,
common ragweed	prickly lettuce	wild carrot
fleabane	red clover	
goldenrod	sweet clover	

Registered Tank Mixes

None registered.

Application Information

Apply with ground sprayers or by aircraft using a drift control system. Water volume: Ground: 80 L/acre.

Air: Minimum 8.1 L/acre.

Application Tips

Apply in spring or early summer after weeds have fully emerged and when weeds are growing rapidly. Ensure that there is adequate coverage of target weeds. Broadleaf crops are extremely sensitive to Grazon, and care should be taken to prevent drift onto sensitive crops. Use appropriate drift control measures to prevent Grazon from affecting sensitive, non-target vegetation. Do not apply on soils that are very permeable (sandy loam to sand) through the entire profile and that have an underlying shallow aquifer.

How it Works

Interferes with cell division, causing leaf cupping, stem distortion and eventual death of plant. Grazon is absorbed through leaves and roots.

Expected Results

Perennial weeds show distorted stems and cupped leaves, which turn yellow and then brown. Usually native grass increases in abundance as a result of reduced competition. Poor results may be expected if weeds are not actively growing in late summer or due to drought or frost.

Grazon (cont'd)**Restrictions**

Re-entry: DO NOT re-enter pastures within 3 days of application. **Rainfall:** Heavy rainfall immediately after application may wash the chemical off the foliage, resulting in reduced weed control. Do not apply if rainfall is forecast for the time of application. **Grazing:** Do not allow lactating dairy animals to graze the treated areas within 7 days after application. Withdraw meat animals from treated fields at least 3 days before slaughter. Feed livestock untreated forage for 7 days prior to moving onto land that produce broadleaf crops. **Pre-harvest Intervals:** Do not harvest forage or cut hay within 30 days after application. **Re-cropping:** Legumes may not be established in a pasture for several years after a Grazon treatment. **If legumes are essential in a pasture, do not use Grazon.** Do not break up treated pasture and plant to sensitive broadleaf crops for at least 5 years after application of Grazon. Do not move cut forage or manure from treated areas to areas that may be seeded to a sensitive crop.

Environmental Precautions

Grazon is slightly toxic to aquatic organisms, including fish. Do not apply directly to any body of water. Grazon is highly mobile in the soil and water. Do not allow runoff or spray to contaminate wells, irrigation ditches or any body of water used for irrigation or domestic purposes.

Drift: Most broadleaved plants are very sensitive to picloram. Care should be taken to avoid spraying desirable broadleaved plants during both growing and dormant periods.

Toxicity

Moderate acute mammalian toxicity. Acute oral LD₅₀ (rats) = 2,598 mg/kg.

Storage

Store in a cool, dry place. Do not freeze. If freezing occurs, bring to room temperature and mix thoroughly.

Harmony K

Group 1, 2, 4

Formulation

Harmony K is a prepackaged mixture of the following products:

Product	Company	Active ingredient	Formulation	Container size
Harmony Broadleaf (PCP# 30027)	E.I.duPont Canada	Thifensulfuron-methyl: 8% + Tribenuron methyl: 4% + Dicamba: 54%	WSG	2.1 kg
Harmony Grass (PCP# 29299)		Clodinafop-propargyl: 128 g/L	EC	1 x 7.2 L

Crops, Staging and Rates

Crop	Stage	Rate
Spring wheat (including durum)	2 - 5 leaf stage	Harmony Broadleaf: 52.6 g/acre. Harmony Grass: 177 mL/acre. One package treats 40 acres.

Weeds and Staging

Apply to young, actively growing broadleaf weeds, less than 10 cm tall or across, unless otherwise stated.

Grassy weeds

green foxtail (1 - 5 leaf, before 3 tillers)

wild oats (1 - 6-leaf, before 4 tillers)

Broadleaf weeds

ball mustard	flixweed	redroot pigweed	tartary buckwheat
Canada thistle (≥ 15 cm, but before budding)*	green smartweed	round-leaved mallow (2 - 6 leaf)*	toadflax (≤ 15 cm in height)*
chickweed (1 - 6 leaf)	hemp-nettle	Russian thistle	volunteer canola***
cleavers (1 - 3 whorl)*	kochia (including group 2-resistant biotypes)	scentless chamomile*	volunteer sunflower
common groundsel	(1 - 8 leaf)	shepherd's-purse	wild buckwheat (1 - 5 leaf)
corn spurry	lady's-thumb	sow-thistle (≤ 15 cm, before budding)*	wild mustard
cow cockle	lamb's-quarters	stinkweed	
dandelion**	narrow-leaved hawk's-beard	stork's-bill (2 - 6 leaf)*	

* Suppression ** Spring or fall rosettes, less than 15 cm in diameter *** Harmony K does not control volunteer Clearfield canola.

Registered Tank Mixes

None.

Application Information

With: Ground equipment only. Do not apply by air. **Water Volume:** 40 L/acre.

Mixing Instructions

Use mixing instructions "c" on page 13.

Application Tips

Higher spray volumes are required for dense crop canopy and/or large weeds. Weeds should be less than 10 cm tall or across at application. Effectiveness of Harmony K may be reduced if it remains in the tank for more than 24 hours. Do not use flood type nozzles, controlled droplet application equipment, spray foils or hollow cone nozzles. Do not apply to crop stressed by conditions such as frost, low fertility, drought, flooding, disease or insect damage as crop injury may result.

How it Works

Harmony K is absorbed by the foliage and rapidly translocated to the growing points. Inhibits cell elongation in broadleaf weeds. Thorough coverage of the plants is essential for consistent control.

Expected Results

Broadleaf weed growth stops immediately. Discolouration of dying weeds may be noticeable for 1 - 3 weeks after application, depending on growing conditions and weed species. Grassy weeds - depending on the species, growing conditions and crop competition - leaves and growing points turn yellow within 1 - 3 weeks after application. Poor results may be expected if there is improper mixing, timing or coverage, or when weeds are under drought stress.

Restrictions

Rainfall: Rainfall within 4 hours of application may lessen degree of weed control with Harmony K. **Grazing:** Wheat may be grazed 7 days after the application of Harmony K. **Pre-harvest Intervals:** Do not harvest forage or cut hay within 60 days after application. **Re-cropping:** Do not treat wheat underseeded to forages. Do not plant to any crop until 2 months after application. Do not exceed a total of 12 g/acre of Refine SG per crop year.

Toxicity

Acute oral LD₅₀ (rats) = 2,276 mg/kg.

Storage

Store product in closed, original container in a cool, dry, well ventilated room.

Harmony Max/Signal FSU

Group 1, 2, 4

Formulation

Harmony Max is a prepackaged mixture of following products:

Product	Company	Active ingredient	Formulation	Container size
Refine SG (PCP# 28285)	E.I.duPont Canada	Thifensulfuron-methyl: 33% + Tribenuron methyl: 16.6%	WSG	486 g bottle
Harmony Grass (PCP# 29299)		Clodinafop-propargyl: 128 g/L	EC	1 x 7.2 L
Perimeter (PCP# 29586)		Fluroxypyr: 180 g/L	EC	1 x 4.9 L
Signal F (PCP# 31434)	Nufarm Canada	Clodinafop-propargyl: 112 g/L + fluroxypyr: 217 g/L	EC	8 L jug
Boost (PCP# 30377)		Thifensulfuron-methyl: 50% + tribenuron- methyl: 25%	75% XP Water dispersible granule	320 g container
Enhance (PCP# 29952)		Triglyceride ethoxylate 10 POE 80 %	EC	4 L jug

Crops, Staging and Rates

Crop	Stage	Rate
Spring wheat (including durum)	2 leaf up to emergence of 4th tiller	Refine SG: 12 g/acre. Harmony Grass: 177 mL/acre. Perimeter: 121 mL/acre. Or Signal F: 0.2 L/acre + 8 g/acre Boost + Enhance 0.25% v/v

Weeds and Staging

Apply to young, actively growing broadleaf weeds, less than 10 cm tall or across, unless otherwise stated.

Grassy weeds

green foxtail (1 - 5 leaf, before 3-tillers) wild oats (1 - 6 leaf, before 4-tillers) yellow foxtail (1 - 5 leaf, before 3-tillers)

Broadleaf weeds

ball mustard flixweed redroot pigweed stork's-bill (2 - 6 leaf)*
Canada thistle (\geq 15 cm, but before budding)* green smartweed roundleaved mallow (2 - 6 leaf)* tartary buckwheat
chickweed (1 - 6 leaf) hemp-nettle Russian thistle toadflax (\leq 15 cm in height)*
cleavers (1 - 4 whorl) kochia (including Group 2-resistant biotypes) scentless chamomile* volunteer canola**
common groundsel lady's-thumb shepherd's-purse volunteer sunflower
corn spurry lamb's-quarters sow-thistle (\leq 15 cm, before budding)* wild buckwheat (1 - 5 leaf)
cow cockle narrow-leaved hawk's-beard stinkweed wild mustard

* Suppression ** Harmony Max does not control volunteer CLEARFIELD canola.

Registered Tank Mixes

Harmony Max: none.

Signal FSU: 2,4-D Ester 700: up to 0.344 L/acre, MCPA Ester 600: up to 0.379 L/acre

Application Information

With: Ground equipment only. Do not apply by air. **Water Volume:** 22 L/acre. One package treats 40 acres. Surfactant not required for Harmony Max, included in Signal FSU package.

Mixing Instructions

Use mixing instructions “b” on page 13.

Application Tips

Higher spray volumes are required for dense crop canopy and/or large weeds. Weeds should be less than 10 cm tall or across at application. Effectiveness of Harmony Max may be reduced if it remains in the tank for more than 24 hours. Do not use flood type nozzles, controlled droplet application equipment, spray foils or hollow cone nozzles. Do not apply to crop stressed by conditions such as frost, low fertility, drought, flooding, disease or insect damage as crop injury may result.

How it Works

Harmony Max is absorbed by the foliage and rapidly translocated to the growing points. Inhibits cell elongation in broadleaf weeds. Thorough coverage of the plants is essential for consistent control.

Expected Results

Broadleaf weed growth stops immediately. Discolouration of dying weeds may be noticeable for 1 - 3 weeks after application, depending on growing conditions and weed species. Grassy weeds - depending on the species, growing conditions and crop competition - leaves and growing points turn yellow within 1 - 3 weeks after application. Poor results may be expected if there is improper mixing, timing or coverage, or when weeds are under drought stress.

Restrictions

Rainfall: Rainfall within 1 hour of application may lessen degree of weed control with Harmony Max/Signal FSU.

Grazing: Wheat may be grazed 7 days after the application of Harmony Max/Signal FSU. **Pre-harvest Intervals:** Do not harvest forage or cut hay within 60 days after application. **Re-cropping:** Barley, canola, flax, forage grasses, lentils, mustard, oats, peas, rye or wheat or fields can be summerfallowed the year after treatment. Do not exceed a total of 12 g/acre of Harmony Broadleaf or 8 g/acre of Boost per crop year.

Environmental Precautions

Clodinafop-propargyl is highly toxic to fish. Do not apply clodinafop-propargyl on freshwater habitats. Use a 15 metre buffer between the treated area and sensitive aquatic environments.

Toxicity

Acute oral LD₅₀ (rats) = 2,276 mg/kg.

Storage

Store in a cool, dry place. May be frozen. If frozen, bring to room temperature and agitate before use. This product is COMBUSTIBLE. DO NOT store near heat or open flame.

Harmony SG

Group 1, 2

Formulation

Harmony SG is a prepackaged mixture of Refine SG and Horizon.

Product	Company	Active ingredient	Formulation	Container size
Refine SG (PCP# 28285)	E.I.duPont Canada	Thifensulfuron-methyl: 33% + Tribenuron methyl: 16.6%	WSG	486 g bottle
Harmony Grass (PCP# 29299)		Clodinafop-propargyl: 128 g/L	EC	1 x 7.2 L

One package treats 40 acres.

Harmony SG (cont'd)**Crops, Staging and Rates**

Crop	Stage	Rate
Spring wheat (including durum)	2 - flag leaf stage	Refine SG: 12 g/acre. Harmony Grass: 177 mL/acre.

Weeds and Staging

Apply to young, actively growing broadleaf weeds that are less than 10 cm tall or across, unless otherwise noted below.

Grassy weeds

green foxtail, yellow foxtail (1 - 5 leaf, before 3 tillers) wild oats (1 - 6-leaf, before 4 tillers)

Broadleaf weeds (less than 10 cm across or tall unless noted otherwise)

ball mustard	flixweed	scentless chamomile*	volunteer canola (excluding clearfield canola)
Canada thistle (\geq 15 cm, but before budding)*	hemp-nettle	shepherd's-purse	volunteer sunflower
chickweed (1 - 6 leaf)	kochia**	sow-thistle < 15 cm, but before budding)	wild buckwheat (up to the 5-leaf stage)
cleavers (1 - 3 whorl) *	lady's thumb	stinkweed	wild mustard
common groundsel	lamb's-quarters	stork's-bill (2 - 6 leaf) *	
corn spurry	narrow leaved hawk's-beard	tartary buckwheat	
cow cockle	redroot pigweed	toadflax (15 cm in height) *	
green smartweed	round-leaved mallow (2 - 6 leaf)*		
	Russian thistle		

* Suppression

** Most effective control with early application. Most kochia in Alberta has been found to be Group 2 resistant. Without testing to confirm, assume kochia in your field is resistant and will not be controlled by this product alone

Registered Tank Mixes

Tank-mix partner	Harmony SG plus tank mix partner rate	Additional weeds controlled
In spring wheat (including durum)		
Banvel II	Refine SG: 12 g/acre + Harmony Grass: 177 mL/acre + Banvel II: 60 mL/acre.	Group 2 resistant kochia
MCPA ester	Refine SG: 12 g/acre + Harmony Grass: 177 mL/acre + MCPA ester 500: 226 mL/acre or MCPA ester 600: 190 mL/acre.	Control of all types of volunteer canola, including CLEARFIELD and Roundup Ready varieties,

Application Information

With: Ground and aerial equipment. **Water Volume:** Ground: 22 L/acre (minimum). Air: 11 L/acre.

Mixing Instructions

Use mixing instructions "b" on page 13.

Application Tips

Higher spray volumes are required for dense crop canopy and/or large weeds. Weeds should be less than 10 cm tall or across at application. Effectiveness of Harmony SG may be reduced if it remains in the tank for more than 24 hours. Do not use flood type nozzles, controlled droplet application equipment, spray foils or hollow cone nozzles. Do not apply to crop stressed by conditions such as frost, low fertility, drought, flooding, disease or insect damage as crop injury may result.

How it Works

Harmony SG is absorbed by the foliage and rapidly translocated to the growing points. Inhibits cell elongation in broadleaf weeds. Thorough coverage of the plants is essential for consistent control.

Expected Results

Broadleaf weed growth stops immediately. Discolouration of dying weeds may be noticeable for 1 - 3 weeks after application, depending on growing conditions and weed species. Grassy weeds - depending on the species, growing

conditions and crop competition - leaves and growing points turn yellow within 1 - 3 weeks after application. Poor results may be expected if there is improper mixing, timing or coverage, or when weeds are under drought stress.

Restrictions

Rainfall: Rainfall within 1 hour of application may reduce weed control with Harmony SG. **Grazing:** Wheat may be grazed 7 days after the application of Harmony SG. **Pre-harvest Intervals:** Do not harvest forage or cut hay within 60 days after application. **Re-cropping:** Do not treat wheat underseeded to forages. Do not plant to any crop until 2 months after application.

Toxicity

Acute oral LD₅₀ (rats) = 2,276 mg/kg.

Storage

Store product in closed, original container in a cool, dry, well ventilated room.

Heat/Heat LQ

Group 14

Formulation

Product	Company	Active Ingredient	Formulation	Container size
Heat (PCP# 29368)	BASF Canada	Saflufenacil	70% wettable granule	8 × 844 g jugs/case
Heat LQ (PCP# 31468)			342 g/L suspension concentration	1 × 1.73 L jug Heat LQ + 2 × 8.1 L jug Merge

Heat: 1 jug treats 30 - 80 acres, 1 case treats 240 - 640 acres Heat LQ: One case treats 30 - 80 acres

Crops, Staging and Rates

Crop	Stage	Rate
Wheat (spring, winter, durum), barley, oats, canaryseed, corn (field, sweet), field peas, chickpeas	Pre-seed or pre-emerge	10.4 - 28.4 g/acre 21.5 - 59 mL/acre Heat LQ
Lentil*, soybean*		10.4 g/acre 21.5 mL/acre Heat LQ
Chemfallow		10.4 - 28.4 g/acre 21.5 - 59 mL/acre Heat LQ
Canola (all types), field pea, soybean and dry, common bean, sunflower	Pre-harvest	14.5 - 28.4 g/acre 29.5 - 59 mL/acre Heat LQ

* Do not use rates higher than 10.4 g/acre or injury could result.

Note: Heat, or Heat + glyphosate must be applied with Merge (200ml/acre), The surfactant is not included in the package. Heat LQ package includes Merge.

Weeds and Staging

Broad leaves: Apply up to the 8 leaf stage unless otherwise specified.

Broadleaf weeds controlled

kochia (<15 cm)

Canada fleabane

cleavers (<4 whorl)

lamb's quarters

narrow leaf hawks beard (< 8cm)

red root pigweed**

round leaf mallow

stinkweed**

volunteer canola (all types)**

wild buckwheat**

wild mustard**

flixweed*

dandelion* (top growth control < 15 cm)

* Rapid burndown when tank mixed with glyphosate.

** Applications at the 28.4 g/acre rate will also provide suppression of the emergence of these weeds.

Heat/Heat LQ (cont'd)**Registered Tank Mixes**

Heat should always be tank mixed with glyphosate 0.5 - 1 L/acre of 360 g/l equivalent for pre-seed or pre-emergence. For desiccation purposes, Heat can be used by itself or with up to 1 L/acre of 360 g/L equivalent. Merge (200ml/acre) is always required regardless of the glyphosate formulation used. It is recommended to use 400 mL/acre of Merge when Heat is used on its own as a harvest aid.

Application Information**How to Apply:**

Pre-seed/ Pre-emerge and chemfallow applications: Ground Equipment only. **Water Volume:** 20 - 40 L/acre. Use higher water volume (40 L/acre) when for dense weed stands or larger weeds. **Pre-harvest:** Harvest Aid/ Desiccation applications: Ground or Aerial application. **Water Volume:** Ground Application: 32 L/acre alone, 16 L/acre with glyphosate tank mix. Aerial Application: 8 L/acre.

Application Tips

Good growing conditions promote weed growth and enhance the activity of Heat WG. Weeds hardened off by cold weather or drought stress may not be controlled. Insufficient water volumes or coarse sprays may also reduce control levels. For desiccation purposes, apply Heat when dry bean or soybean stems are green to brown, 80 - 90% of leaves have dropped and pods are mature. In lentil, apply when bottom 15% of pods are dry and rattle. In field pea, apply when the majority of pods are brown (70 - 80%). Note: Using glyphosate with Heat for desiccation purposes may affect seed germination.

How it Works

Heat is rapidly absorbed by root and foliar uptake: once absorbed, it exhibits mobility in plants. Heat is a potent inhibitor of protoporphyrinogen oxidase (PPO). Cell membrane damage induced by inhibition of PPO leads to plant death. Susceptible weeds develop injury symptoms within hours of application under active growing conditions; plant death occurs within 3 to 5 days depending on growing conditions.

Restrictions

Rainfall: Follow the glyphosate manufacturers recommendation for rainfall. **Grazing:** Field corn (60 days), legume forage (chickpea, lentil, field pea, soybean) (60 days), small grains (wheat, barley, oats) 30 days.

Pre-harvest Intervals (at seeding): Leave 60 days between application and harvest. **Desiccation Pre-harvest Interval:** Dry, common beans – 2 days, canola, field pea, lentil, soybean – 3 days, sunflower – 7 days. **Re-cropping (Plant back):** Registered crops may be reseeded if necessary in the event of crop failure. Lentil and soybean may be reseeded only if the 10.4 g/acre rate was applied. Canola, dry beans, flax and mustard may be seeded the following year in addition to all registered crops without rate restrictions. **Re-cropping after Pre-Harvest:** Barley, canary seed, canola (all types), chickpeas, corn (field and sweet), flax, lentils, mustard, oats, field pea, soybeans, and wheat (spring, winter, and durum) can all be seeded the spring after application.

Toxicity

Very low acute mammalian toxicity. Acute oral LD₅₀ (rats) = > 2,000 mg/kg

Storage

Store in cool, dry place.

Horizon NG/NextStep NG/Foothills NG/ Signal/Ladder/MPower Aurora/ Nufarm Clodinafop/Slam'R Clodinafop/Bullwhip 240 EC

Group 1

Formulation

Product	Company	Active ingredient	Formulation	Container size	
Horizon NG*	Horizon NG* (PCP# 29089)	Syngenta	Clodinafop-propargyl: 60 g/L	Emulsifiable concentrate	2 x 7.57 L, 121.1 L
NextStep NG*	NextStep (PCP# 29614)	Arysta LifeScience	Clodinafop-propargyl: 60 g/L	Emulsifiable concentrate	1 x 7.57 L
Foothills NG*	Foothills NG (PCP# 30341)	Loveland Products	Clodinafop-propargyl: 60 g/L	Emulsifiable concentrate	2 x 7.57, 121.1 L
Signal	Signal (PCP# 29172)	Nufarm Canada	Clodinafop-propargyl: 240 g/L	Emulsifiable concentrate	1 x 3.68 L, 14.72 L
	Enhance (PCP# 29952)		Enhance: Triglyceride ethoxylate 10 POE 80%	Emulsifiable concentrate	4 L, 16 L
Nufarm Clodinafop Herbicide	Nufarm Clodinafop Herbicide (PCP# 29962)	Nufarm Canada	Clodinafop-propargyl: 240 g/L	Emulsifiable concentrate	1 x 18.4L, 2 x 58.9 L
	Enhance (PCP# 29952)		Triglyceride ethoxylate 10 POE 80%	Emulsifiable concentrate	1 x 20 L, 2 x 64 L
Ladder	Ladder 240 (PCP# 29495)	MANA Canada	Clodinafop-propargyl: 240 g/L	Emulsifiable concentrate	1 x 3.68 L,
	Mana 80 adjuvant (PCP# 30419)		Triglyceride ethoxylate 10 POE 80%	Solution	4.0 L
MPower Aurora	Aurora (PCP# 29711)	New Agco Inc	Clodinafop-propargyl: 240 g/L (requires a surfactant)	Emulsifiable concentrate	1 x 3.68 L, 110.4 L
	MPower Chem Spray Adjuvant		Surfactant blend: 17%	Solution	2 x 4.0 L, 12 L
Slam'R Clodinafop	Slam'R Clodinafop (PCP# 30137)	AG West Inc	Clodinafop-propargyl: 240 g/L (requires a surfactant)	Emulsifiable concentrate	3.68 L
Bullwhip 240 EC	Bullwhip (PCP# 30445)	Cheminova Canada	Clodinafop-propargyl: 240 g/L (requires a surfactant)	Emulsifiable concentrate	3.68 L

*Adjuvant included in the formulation.

Crops, Staging and Rates

Crop	Stage	Rate
Spring wheat (including durum)	1 - 6 leaf stage prior to emergence of 4th tiller.	NG formulations 376 - 473 mL/acre; all others 95 - 115 mL/acre

**Horizon NG/NextStep NG/Foothills NG/Signal/Ladder/MPower Aurora/
Nufarm Clodinafop/Slam'R Clodinafop/Bullwhip 240 EC (cont'd)**
Weeds and Staging

Weed	Stage	Additional remarks
barnyard grass, Persian darnel	1 - 5 leaf on main stem	For optimum control, apply before tillering.
green foxtail yellow foxtail	1 - 5 leaf on main stem	For optimum control, apply prior to emergence of the 3rd tiller.
volunteer canary seed wild oats	1 - 6 leaf on main stem	Prior to emergence of 4 th tiller.
volunteer oats	3 - 6 leaf on main stem	

Weeds Controlled

Product	Rate per acre		Weeds controlled
	Herbicide	Adjuvant	
Horizon NG* Foothills NG* NextStep NG*	376 mL	Do not add Score adjuvant.	Barnyard grass, green foxtail, yellow foxtail, volunteer canary seed, volunteer oats, wild oats
	473 mL		Above weeds plus Persian darnel
Legend, Signal, Ladder, MPower Aurora, Nufarm clodinafop, Slam'R clodinafop, Bullwhip	95 mL	Adjuvant: 0.8 % v/v	Barnyard grass, green foxtail, volunteer canary seed, volunteer oats, wild oats
	115 mL	Adjuvant: 1.0 % v/v	Persian darnel plus above weeds

* Horizon NG, Foothills NG and NextStep NG contain a built in adjuvant system. Do not add Score adjuvant to either Horizon NG, Foothills NG or NextStep NG.

Registered Tank Mixes

Note: Not all products are registered for all tank mixes. Check label for tank mix partners.

Tank-mix partner	Tank-mix product rates	Crop stage
Herbicides:		
2,4-D Amine 500/600²	0.4 to 0.45 L/acre/0.283 -0 .372 L/acre	3 leaf - flag leaf
Ally/Accurate¹	3.0 g/acre.	2 leaf - flag leaf
Approve	0.5 L/acre	4 leaf - flag leaf
Attain⁶	Attain A: 0.18 to 0.24 L/acre Attain B: 0.30 to 0.40 L/acre	4 leaf - flag leaf
Benchmark	Benchmark A: 40 mL/acre Benchmark B: 0.453 L/acre	2 leaf - 6 leaf
Buctril M⁷	0.40 L/acre	2 leaf - 5 leaf
Curtail M	0.6 L/acre to 0.80 L/acre	3 leaf - just before flag leaf
Dichlorprop-D/Turboprop	0.70 L/acre	4 leaf - early flag leaf (shot blade)
Dyvel	0.50 L/acre	2 leaf - 5 leaf
Enforcer D	0.50 L/acre	4 leaf - early flag leaf (shot blade)
Enforcer M	0.50 L/acre	2 leaf to early flag leaf (shot blade)
Estaprop XT⁷	0.48 L/acre	4 leaf - early flag leaf (shot blade)
Flurox 24	Fluroxypyr :0.24 L/acre 2,4-D ester 700: 0.38 L/acre	4 leaf - early flag leaf
Frontline⁵	Frontline A: 40 mL/acre Frontline B: 0.28 L/acre	2 leaf - 6 leaf
Koril	0.4856 L/acre	

**Horizon NG/NextStep NG/Foothills NG/Legend/Signal/Ladder/MPower Aurora/
Nufarm Clodinafop/Slam'R Clodinafop/Bullwhip 240 EC (cont'd)**

Tank-mix partner	Tank-mix product rates	Crop stage
Lontrel	0.17 to 0.34 L/acre.	3 leaf - flag leaf
Lontrel + MCPA ester 500	0.11 to 0.17 L/acre + 0.45 L/acre	
MCPA 300 Sodium salt	0.49 to 1.1 L/acre	
MCPA Amine 500/600 ²	0.34 to 0.45/0.283 - 0.372 L/acre	
MCPA Ester 500/600	0.34 to 0.45/0.28 - 0.37 L/acre	
Mecoprop ⁴	2.2 to 2.8 L/acre	3 leaf - just before flag leaf
Mextrol 450	0.51 L/acre	2 leaf - flag leaf
Nimble	8 gm /acre	2 leaf - flag leaf
Pardner	0.4 L/acre.	
Prestige ⁶	Prestige A: 0.243 to .32 L/acre Prestige B: 0.60 to 0.80 L/acre.	3 leaf - flag leaf
Pulsar	0.246 - 0.371 L/acre	2 - 5 leaf stage
Refine SG ¹	12 g/acre	2 leaf - flag leaf
Target ^{7,8}	0.40 to 0.60 L/acre	2 leaf - 5 leaf
Thumper	0.4 L/acre	4 leaf - flag leaf
Trophy ³	Trophy A: 0.24 L/acre Trophy B: 0.45 L/acre	3 leaf - flag leaf
Insecticides		
Decis	0.032 L/acre to 0.049 L/acre	Prior to emergence of 4 th tiller
Metador	0.025 L/acre to 0.034 L/acre	
Fungicide		
Tilt/Propel	0.202 L/acre	Prior to emergence of 4 th tiller

¹ Addition of surfactants other than Score is not required. ² A reduction in control of green foxtail and wild oats may be observed when Horizon is tank mixed with 2,4-D Amine and MCPA Amine. ³ Rates above 2.0 L/ha may cause crop injury. ⁴ Tank mix with Mecoprop provides suppression of Canada thistle (top growth control). ⁵ Not registered for use with Horizon NG. Check with individual product registrations for permitted mixes. ⁶ Refer to broadleaf tank-mix label for list of weeds controlled at low and high use rates. ⁷ Barnyard grass is also controlled. ⁸ Persian dandelion is also controlled.

Registered Tank Mixes of Horizon NG and Foothills NG with Broadleaf Weed Herbicides – Aerial Application

Tank-mix partner	Product rates	Crop stage
Buctril M	0.40 L/acre	2 flag leaf
Target	0.40 - 0.61 L/acre	2 - 5 leaf

Note: When tank mixing, always add the broadleaf herbicide (Buctril M or Target) to the spray tank first, followed by Horizon NG herbicide.

Application information

With: Apply with ground sprayers or by aircraft using a drift control system. **Water Volume:** Ground: 20 - 40 L/acre. Air: 12 L/acre.

Mixing Instructions

Use mixing instructions “c” on page 13.

Application Tips

Weed control following application of clodinafop-propargyl alone or in combination with broadleaf weed herbicides can be reduced or delayed under stress conditions such as drought, heat, insufficient fertility, flooding or prolonged cool temperatures. Application under stress conditions is not recommended as it can damage the crop and weed regrowth can occur.

**Horizon NG/NextStep NG/Foothills NG/Legend/Signal/Ladder/MPower Aurora/
Nufarm Clodinafop/Slam'R Clodinafop/Bullwhip 240 EC (cont'd)**

How it Works

Clodinafop-propargyl is absorbed by the leaves and is rapidly translocated to the growing points of leaves and stems. Thorough coverage of the plants is essential for consistent control.

Expected results

Actively growing susceptible grasses stop growing within 48 hours of treatment. Depending on species, growing conditions and crop competition, leaves and growing points turn yellow within one to three weeks after application. Further colour changes and complete control are achieved three to five weeks after application.

Restrictions

Rainfall: Rainfall within 30 minutes may reduce control. **Grazing:** Do not graze or harvest treated crops for forage within 3 days of application. **Pre-harvest Intervals:** Leave at least 60 days from application to harvest. **Re-cropping:** No restrictions.

Environmental Precautions

The active ingredient, clodinafop-propargyl, is highly toxic to fish. Do not apply clodinafop-propargyl based products directly to freshwater habitats.

Runoff: Avoid contamination of aquatic areas as a result of runoff. **Drift:** Do not allow spray to drift to adjacent fields.

Toxicity

Practically non-toxic to mammals. Acute oral LD₅₀ (rats) = > 5,000 mg/kg.

Storage

Heated storage not required. If stored for one year or longer, shake well before using.

Hyvar X/Hyvar X-L

Group 5

Formulation

Product	Company	Active ingredient	Formulation	Container size
Hyvar X (PCP# 8637)	E.I.duPont Canada	Bromacil: 80%	Wettable powder	2 kg, 25 kg
Hyvar X-L (PCP# 11018)		Bromacil: 240 g/L	Water soluble liquid	4 L, 10 L

Crops, Staging and Rates

Non-cropland areas such as railroad and pipeline right-of-ways, petroleum tank farms, lumberyards, storage areas and industrial plant sites where bare ground is desired. Annual and perennial grasses and broadleaf weeds, Hyvar X: 3.13 - 5.45 kg, Retreat: 1.31 - 2.73 kg/acre. Small areas: 135 g/100 m² Hyvar X-L: 12 - 18 L/acre. Retreat 7 - 9 L/acre, small areas: 450 mL/100 m².

Weeds and Staging

Weeds	Staging
Annual and perennial weeds such as crabgrass, dandelion, foxtail, quackgrass, pigweed, ragweed, wild carrot	Apply just before and during the period of active growth
Brush species such as alder, ash, aspen poplar, balsam poplar, basswood, birch, cherry, dogwood, elm, hawthorn, hemlock, maple, oak, pine, spruce, sumac, willow	Apply in spring or summer as basal treatment

Rate

Weeds	Hyvar X	Hyvar X-L
Annual and perennial grasses and broadleaf weeds	Initial: 3.13 - 5.45 kg/acre	Initial: 12 - 18 L/acre
	Re-treatment: 1.31 - 2.73 kg/acre	Re-treatment: 7 - 9 L/acre
	Small areas: 135 g per 100 m ²	Small areas: 450 mL per 100 m ²
Brush species	Mix 870 grams in 10 L of water and apply 30 - 60 mL per stem 5 - 10 cm in basal diameter	Mix 1 L in 5 L of water and apply 55 mL per stem, 5 - 10 cm in basal diameter

Registered Tank Mixes

None.

Application Information

Do not apply by air.

With: Apply with power sprayer, handguns, backpack sprayer. Watering can may be used to treat small areas. **Water**

Volume: Fixed boom sprayer: 100 - 1,000 L/acre. Use enough water to uniformly cover the area to be treated.

Handgun: 646 L/acre.

Application Tips

If dense growth is present, results will be improved if vegetation is removed before treatment. Do not apply closer than 1.5 times the height of nearby trees. Roots from large trees may extend well beyond the height of the tree and may extend beneath areas to be treated. Be cautious where trees are in close proximity to the treatment site. Do not apply to brush standing in water, lawns, walks, driveways, tennis courts or similar areas. Applying, draining or flushing equipment too near feeding roots of susceptible vegetation may cause injury. Thoroughly clean all traces of Hyvar from application equipment immediately after use.

How it Works

Bromacil is readily absorbed through the roots but much less readily through the leaves. Once in the plant, it inhibits photosynthesis.

Expected Results

Susceptible plants become chlorotic and then die. Effects are slow to appear and may not become apparent until the chemical has been carried into the root zone of the weeds by moisture. The degree of control and duration of effect will vary with the amount of chemical applied, soil type, rainfall and other conditions.

Restrictions

Rainfall: Rainfall required to carry the chemical into the root zone where it is absorbed.

Environmental Precautions

Bromacil is slightly toxic to aquatic organisms, including fish. Do not apply directly to water or contaminate water when cleaning equipment.

Runoff: Avoid contamination of aquatic areas as a result of runoff. **Leaching:** Bromacil is known to leach through soil and has been found in groundwater as a result of normal field use. Users are advised not to apply in areas where soils are permeable, particularly where groundwater is used for drinking water. **Drift:** All crops and ornamentals are sensitive to this chemical. Avoid drift to the desirable plants. A buffer zone is required between the application site and sensitive areas.

Toxicity

Low acute mammalian toxicity. Acute oral LD₅₀ (rats) = 2,000 mg/kg. Hyvar is a moderate eye irritant. Intake of Hyvar can cause damage to lungs, liver, heart and kidney and can lead to a coma. May also cause blindness.

Storage

Hyvar X: Store in a cool, dry place. Hyvar X-L: Combustible, keep away from heat or open flame. Do not allow to freeze.

Inferno Duo

Group 2

Formulation

Product	Company	Active ingredient	Formulation	Container size
Inferno Duo (PCP# 30663)	Arysta LifeScience Canada Ltd.	Flucarbazone sodium: 45 % + tribenuron methyl 23.9 %	Water dispersible granules	4 x 254.5 g pouches

One container will treat 80 acres.

Crops, Staging and Rates

Crop	Stage	Rate
Spring wheat (excluding durum)	Pre-plant, post-plant pre-emergence	12.8 g/acre

Note: Inferno Duo can be applied up to 1 week prior to planting or immediately after planting prior to crop emergence in spring wheat (excluding durum wheat).

Weeds and Staging

Product	Rate per acre	Weeds controlled
Inferno Duo	12.8 g/acre	Control: canola, shepherd's purse, narrow-leaved hawk's beard Suppression: wild oat, dandelion
Inferno Duo + glyphosate (182 g acid equivalent glyphosate)	12.8 g/acre + 182 g, active ingredient L glyphosate)	Control: barley, Canada fleabane, canola, cow cockle, common ragweed, dandelion ¹ , downy brome, flax, flixweed, foxtail barley ^{2,3} , giant foxtail, green foxtail, hemp-nettle, kochia, lady's-thumb, lamb's-quarters, narrow-leaved hawk's-beard, redroot pigweed, Russian thistle, shepherd's purse, stinkweed, wheat, wild buckwheat, wild mustard, wild oat. Suppression: Canada thistle

¹Top growth control only. ²Prior to seed head emergence and senescence of older leaves. ³Apply with 900 gae/ha of glyphosate when foxtail barley is greater than 10 cm, or if heavy infestations exist or if plants are stressed. Apply prior to seed head emergence and senescence of older leaves. Apply to young, emerged, actively growing weeds that are less than 10 cm tall or across.

Registered Tank Mixes

Glyphosate.

Application Information

How to Apply: Ground equipment only. Do not apply by air. **Water Volume:** 22.5 - 45 L/acre.

Apply to weeds that are actively growing in the stages listed. Inferno Duo can be applied up to one week prior to planting, or immediately after planting prior to crop emergence in spring wheat (excluding durum wheat).

How it Works

Flucarbazone sodium is a systemic herbicide that is absorbed by both leaves and roots and moves rapidly to the growing point of the plant. Glyphosate is a non-selective, systemic herbicide that is absorbed through the foliage and moves through the foliage and the roots, resulting in plant mortality.

Expected Results

Growth of susceptible weeds stops soon after application of Inferno Duo. Symptoms of Inferno Duo include discolouration (yellowing, reddening, and purpling), with complete control taking up to 1-2 weeks. Annual weeds susceptible to glyphosate will wilt and yellow with 2-4 days. Perennial weeds will wilt and yellow within 7-10 days.

Restrictions

Rainfall: Do not apply if rainfall is expected within 1 hour of application. **Grazing:** Do not graze treated fields or use green crop for feed. **Pre-harvest Intervals:** 80 days.

Re-cropping: The following crops may be planted 11 months after an application of Inferno Duo.

Black Soil Zone: Barley, canola (all varieties), durum wheat, field beans, field peas*, flax, spring wheat

Brown Soil Zone: Spring wheat

Dark Brown Soil Zone: Barley, canola (all varieties), durum wheat, field peas*, flax, spring wheat

Gray Wooded Soil Zone: Barley, canola (all varieties), field peas*, spring wheat

* Field peas can be successfully grown the year following an Inferno Duo application providing the following three criteria are all met:

1. Soil pH must be below 7.5.
2. Organic matter content must be above 4%.
3. Precipitation must be equal to or above the 10-year average (minimum 100 mm within 60 days of application in year of application).

Rotational crops can be adversely affected if rainfall is below normal (10-year average) during the year of application. Use certified seed and good agronomic practices to reduce the effect on rotational crops.

Inferno Duo is degraded by soil microbes; environmental conditions that decrease microbial activity must be considered when making rotational cropping decisions. These environmental conditions include prolonged drought and/or cold temperatures within the following cropping season, as well as soils with both low organic matter (less than 2%) and high pH (greater than 7.5). If these conditions exist, a soil bioassay may be necessary to ensure rotational crop safety.

Toxicity

Inferno Duo has a very low acute mammalian toxicity. Inferno Duo has an acute oral LD₅₀ (rats) >5,000mg/kg. It is non-toxic to bees, birds and fish.

Storage

Does not require heated storage. Store in cool, dry place.

Infinity

Group 6, 27

Formulation

Product	Company	Active ingredient	Formulation	Container size
Infinity (PCP# 28738)	Bayer CropScience	Prasulfotole: 37.5 g/L + bromoxynil: 210 g/L	Emulsifiable concentrate	6.7 L, 107.2, 335 L.

Crops, Staging and Rates

Crop	Staging	Rate
Barley, wheat (including durum), winter wheat, timothy (seed production only), triticale, perennial ryegrass (seedling and established grown for seed or forage), red fescue (established grown for seed and forage), bromegrass (established grown for seed and forage)	1 leaf stage of growth until the flag leaf is just visible but still rolled	0.33 L/acre

Infinity (cont'd)

Weeds and Staging

Weeds controlled or suppressed at 1 - 6 leaf stage, unless otherwise stated

annual sow-thistle	flixweed (to 10cm. high)	round-leaved mallow	wild buckwheat
chickweed	giant ragweed (suppression) ^{1,4}	(suppression)	wild mustard
cleavers ^{1,2}	hemp-nettle	Russian thistle (up to 10 cm in height)	
Canada fleabane (10 cm in height or diameter) ^{1,4,5}	kochia ² (to 10 cm high)	shepherd's purse	
Canada thistle (suppression, up to 30 cm in height)	lamb's-quarters	stinkweed	
common ragweed	narrow-leaved hawk'sbeard (up to 10 cm, prior to bolting)	stork's-bill; only in tank mix with 2,4-D and AMS (1 to 8-leaf)	
dandelion ³ (suppression, up to 10 cm in height and 25 cm in diameter)	pale smartweed	volunteer canola (including herbicide tolerant)	
	perennial sow-thistle (suppression)		
	redroot pigweed		

¹ For control of cleavers at the 4 to 6-whorl growth stage, control of Canada fleabane and suppression of giant ragweed, add ammonium sulphate at 20 g/acre (99%) or 0.4 L/acre (49% solution) or 0.5 L/acre (40% solution). If using an ammonium sulphate product with a different concentration, adjust the rate accordingly. ² Including Group 2 and 4 resistant biotypes. ³ Including seedlings and overwintering rosettes. ⁴ Including glyphosate resistant biotypes. ⁵ Remove established Canada fleabane plants prior to planting via tillage or pre-seed burn-off.

Registered Tank Mixes

Tank-mix partner	Infinity plus tank mix partner rate	Additional weeds controlled and comments
In spring wheat (including durum) and barley		
Puma¹²⁰ Super/Puma Advance	Infinity: 0.33 L/acre + Puma ¹²⁰ Super: 156 mL/acre or Puma Advance: 206 mL/acre	Green foxtail. Apply when foxtail is in 1 - 6 leaf stage Wheat: 1 - 6 leaf stage, barley: 1 - 5 leaf stage (1 - 6 leaf stage when using Puma Advance)
	Infinity: 0.33 L/acre + Puma ¹²⁰ Super: 312 mL/acre or Puma Advance: 412 mL/acre	Barnyard grass, green foxtail, yellow foxtail, wild oats Apply when grasses are in 1 - 6 leaf stage
Spring wheat (including durum), winter wheat, barley and triticale		
Achieve Liquid	Infinity: 0.33 L/acre + Achieve Liquid: 200 mL/acre + Turbocharge adjuvant: 0.5 % v/v.	Barnyard grass, Persian darnel, green and yellow foxtail, volunteer oats, wild oats. Apply when barnyard grass and Persian darnel is in 1 - 4 leaf stage, foxtail is in 1 - 5 leaf stage and volunteer oats and wild oats are in 1 - 6 leaf stage
Spring wheat (including durum), winter wheat, barley		
2,4-D + AMS	.5 L/acre (500 g ai/L equivalent) + .5 L/acre (40% soln.)	Weeds controlled by Infinity alone plus stork's-bill spring, durum wheat and barley may be treated from the 4-leaf stage of growth until flag leaf is just visible but still rolled. Winter wheat may be treated in spring from early tillering until flag leaf is just visible but still rolled.
Spring wheat, including durum and winter wheat		
Varro	Infinity: 0.33 L/acre + Varro: 0.2 L/acre	Wheat: 1 - 6 leaf stage plus 3 tillers but prior to jointing (presence of first node)
Spring wheat (excluding durum) and barley only		
Axial 100 EC	Infinity: 0.33 L/acre + Axial 100 EC: 243 mL/acre + Adigor adjuvant: 283 mL/acre	Apply when grasses are in 1 - 6 leaf stage, prior to 4 th tiller stage of growth

Bayer CropScience supports the following mixes that are not on the Infinity label. These are with Tilt, Sevin XLR and MCPA ester on spring, winter and durum wheat and barley; spring, durum wheat and barley with Lontrel, Puma Advance + Tilt, and Decis; Horizon NG, Traxos and Traxos + Tilt in spring and durum wheat; Axial + Tilt with spring wheat and barley. Apply mixes according to the most restrictive use limitations for either product.

Application Information

Apply with ground sprayers or by air. **Water Volume:** Ground: minimum of 18.9 L/acre. Air: minimum of 11.3 L/acre.

Mixing Instructions

Half fill tank with water; use continuous agitation. If mixing with AMS, add to the tank first. Add Infinity, then add tank mix partner, then fill tank. Maintain agitation through mixing and application.

Application Tips

Under cool and/or dry conditions, activity may be reduced or delayed. Weed control may also be reduced if application is made when weeds are dust covered or in the presence of heavy dew, fog or mist/rain. If crop is under stress due to abnormal environmental conditions, delay application until stress passes and after both crop and weeds have resumed active growth. Apply only once per season.

How it Works

Pyrasulfotole is absorbed through leaves and is translocated to meristematic regions where it inhibits the HPPD enzyme. Pyrasulfotole inhibits plant pigment biosynthesis and photosynthesis.

Expected Results

Small burnt spots on the broadleaf weeds can appear in hours. Lack of plant pigments shuts down the photosynthetic pathway, resulting in bleaching symptoms and rapid death, normally in 6 - 14 days.

Restrictions

Rainfall: Rainfall within 1 hour of application may reduce effectiveness. **Grazing:** DO NOT graze treated perennial ryegrass, red fescue or brome grass crops within 7 days of application or harvest for hay within 30 days of application. DO NOT graze other treated crops or cut for forage or hay within 25 days of application. **Pre-harvest Intervals:** Do not harvest wheat or triticale for grain or straw within 50 days of application. Do not harvest barley for grain or straw within 45 days of application. Re-entry: Do not enter or allow worker entry into treated areas until 24 hours after application. **Re-cropping:** Alfalfa, barley, canary seed, canola, flax, (including low linolenic acid varieties) field peas*, tame oats, spring wheat including durum, potatoes and sunflowers may be planted 10 months after application. Lentils can be grown 22 months after application.

*Field peas may be grown the year following Infinity application in all Black, Gray-Wooded and Dark Brown soil zones. Do not plant field peas the year following Infinity application in the Brown soil zone where organic matter content is less than 2.5% and soil pH is above 7.5. Use a field bioassay for crops not listed above.

Environmental Precautions

Infinity contains distillates that are toxic to aquatic organisms and non-target terrestrial plants. Avoid contamination of aquatic systems during applications.

Runoff: Avoid contamination of aquatic areas as a result of runoff. **Leaching:** This product moves in water and is a possible leaching problem in coarse soils or where the water table is shallow. **Drift:** Leave a 1 metre buffer between the last spray path and sensitive aquatic or wetland habitats and 5 metres to non-target plants and upland habitats.

Toxicity

Pyrasulfotole is practically non-toxic to wild mammals, birds, fish and aquatic invertebrates, earthworms and bees and does not negatively affect soil microorganisms. Infinity is toxic to aquatic plants and non-target terrestrial plants.

Storage

Do not store at temperatures below -20°C. If stored for one year or longer, shake well before using.

Karmex XP/Diurex 80 W

Group 7

Formulation

Product	Company	Active ingredient	Formulation	Container size
Karmex XP (PCP# 21252)	MANA Canada	Diuron: 80%	Dry flowable	2 kg, 25 kg
Diurex 80 W (PCP# 14135)			WDG	2.27 kg

Crops, Staging and Rates

General non-selective weed control – annual and perennial grasses and broadleaf weed seedlings.

Karmex XP/Diurex 80 W (cont'd)

Crop	Rate	Timing and specific comments
Non-crop areas	Initial Treatment Sandy or sandy loam: 5.8 - 11 kg/acre Clay or high organic soils: 16 - 22 kg/acre Re-treatment: 2.0 kg/acre	Apply at any time, except when ground is frozen, providing adequate moisture is received by rainfall or artificial means. Best results are obtained when applied shortly before weed growth begins. Dense growth should be removed. Observe a minimum interval of 90 days between the first application and re-treatment. A maximum of 2 applications per season is permitted to a maximum seasonal use rate of 6.6 kg/acre per year.
Spot treatment and small areas	Initial Treatment: 0.11 kg per 100 m ² or 4.5 kg/acre Re-treatment: 0.165 kg per 100 m ²	
Restricted uses (requires authorization by provincial permit)		
Irrigation and drainage ditches	Initial treatment: 0.11 kg per 100 m ² or 4.5 kg/acre in 100 - 200 L solution/acre Re-treatment: 0.165 kg per 100 m ²	Apply during the non-crop season and when ditch is not in use.
Weed control in crop		
Asparagus (established)	Light sandy soils or soils in low organic matter: 0.45 - 0.9 kg/acre High clay soils or soils with high organic matter: 0.9 - 1.8 kg/acre	No earlier than 4 weeks before spear emergence or later than early cutting.

Application Information

Diuron or Karmex XP may be applied with ground sprayer, backpack sprayer or watering can.

Water Volume: Use sufficient water (100 - 160 L per acre) to provide thorough and uniform coverage.

Application Tips

Non-crop Areas: Do not use on sand, loam sand or gravelly soils with less than 1% organic matter. Do not apply to slopes as soil erosion may occur. **Irrigation and Drainage Ditches:** To minimize movement of Karmex XP/Diuron with irrigation water and avoid crop injury, it is essential that the herbicides be fixed in the treated soil by moisture. Apply before expected seasonal rainfall, if possible when soil in the ditch is still moist. If rainfall has not totaled at least 10 cm following treatment and before intended use of irrigation ditch, fill with water and allow to stand for 72 hours; drain off waste and remaining water before using ditch.

How it Works

Diuron is readily absorbed through the root system and less readily absorbed through stem and foliage.

Expected Results

Susceptible plants become chlorotic soon after treatment and then die. Degree of control and duration of effect will vary with the amount of chemical applied, soil type, rainfall and other conditions. Regrowth of plantain, thistle, or wild carrot will indicate that retreatment is necessary. Poor control may be expected if inadequate rate or weeds too old or insufficient rainfall.

Restrictions

Rainfall: Rainfall needed to activate the chemical, carrying it into the root zone. **Grazing:** Do not graze the treated crops or cut for hay; sufficient data are not available to support such use. **Re-cropping:** Do not replant treated areas to any crop within 2 years after last treatment as injury to subsequent crops may result.

Environmental Precautions

Diuron is toxic to aquatic organisms. Do not apply directly to aquatic habitats, irrigation or drinking water supplies or aquatic habitats by cleaning of equipment or disposal of wastes.

Runoff: Avoid contamination of aquatic areas as a result of runoff. Avoid application of this product when heavy rain is forecast. **Leaching:** The use of this chemical may result in contamination of groundwater, particularly in areas where soils are permeable (e.g. sandy soil) and/or where the depth to the water table is shallow. **Drift:** Leave a 15 metre buffer between the last spray path and aquatic or wetland habitats with water bodies <1 meter deep and 10 meters with water bodies >1 meter deep and up to 60 metres to sensitive terrestrial habitats when applying by ground.

Buffer zones can be reduced by 70% when using shrouds and by 30% when using cones mounted less than 12 inches from the crop canopy.

Toxicity

Very low acute mammalian toxicity. Acute oral LD₅₀ (rats) = 3,400 mg/kg. Non-toxic to birds and fish.

Storage

Store in a cool, dry place.

KoAct

Group 2, 4

Formulation

Product	Company	Active ingredient	Formulation	Container size
Spike (PCP# 29653)	Nufarm Agriculture	Tribenuron methyl: 75%	Dry flowable XP granule	2 x 160 g
2,4-D 700 ester (PCP# 27820)	Nufarm Agriculture	2,4-D 700 ester: 660 g/L	Emulsifiable concentrate	2 x 8.69 L

80 acres treated per case.

Crops, Staging and Rates

Rate: Spike: 4 g/acre + 2,4-D 700 ester: 0.212 L/acre. Pre-seed burndown prior to seeding the following crops:

barley chemfallow durum wheat spring wheat winter wheat

Weeds and Staging

Weeds controlled up to 10 cm or 3 leaf rosette or less, unless specified, includes:

chickweed	flixweed	narrow leaved hawkbeard	volunteer canola (all types)
dandelion (including glyphosate resistant)	hemp-nettle	mustard	
	kochia (all biotypes)	shepherd's-purse	

Spike: 4 g/acre + 2,4-D 700 ester: 0.212 L/acre + Glyphosate 0.5- 1.0 L/acre for enhanced control of emerged weeds include

lady's thumb perennial dandelion Russian thistle wild buckwheat

Registered Tank Mixes

Glyphosate

Application Information

Apply with ground equipment only. Water volume: Minimum 40 L per acre.

Application Tips

Weeds hardened off by cold weather or drought stress may not be controlled. Insufficient water volumes or coarse sprays may also reduce control levels.

How it Works

Spike is absorbed by foliage and roots and inhibits cell elongation. 2,4-D is a systemic, non-selective herbicide readily absorbed through leaves or roots. It is translocated primarily in phloem with the sugars but can also move with water in the xylem. Accumulation is primarily in the young, rapidly growing meristematic regions of roots or shoots. It inhibits pigments, including chlorophyll, leading to death.

Expected Results

Spike rapidly stops growth of susceptible weeds; however, typical symptoms (discolouration) of dying weeds may not be noticeable for 1 to 3 weeks after application, depending on growing conditions and weed susceptibility.

KoAct (cont'd)

Symptoms appear very rapidly (a few hours under bright conditions). Leaves of weeds take on a water-soaked appearance, followed by wilting and necrosis. Susceptible plants become malformed before they die. Complete death occurs within a few days.

Restrictions

Rainfall: If rain occurs within 4 - 6 hours after application, control may be reduced. **Grazing:** Do not permit lactating dairy animals to graze fields within 7 days after application. Do not harvest or cut treated crops for forage until 30 days after application. Withdraw meat animals from treated fields at least 3 days before slaughter.

Re-cropping: No restrictions the year after treatment.

Environmental Precautions

Toxic to small mammals, birds, aquatic organisms and non-target terrestrial plants. **Leaching:** This product can move in water where soils are permeable (e.g. sandy soil) and/or the depth to the water table is shallow.

Runoff: To reduce runoff from treated areas into aquatic habitats, avoid application to areas with moderate to steep slope, bare soil, compacted soil or clay.

Toxicity

Spike has an acute oral LD₅₀ (rats) = >5,000 mg/kg. Non-toxic to bees, birds and fish.

2,4-D 700 ester: Moderate acute mammalian toxicity. Acute oral LD₅₀ (rats) = technical 300 - 1,200 mg/kg. 2,4-D formulations are toxic to small mammals, birds, aquatic organisms and non-target terrestrial plants.

Storage

Store in a cool, dry place and avoid excess heat. 2,4-D ester may be frozen.

Korrex

Group 2, 4

Formulation

Product	Company	Active ingredient	Formulation	Container size
Korrex A (PCP# 31405)	Dow AgroSciences	Florasulam: 25%	WDG	2 x 809.37
Korrex B (PCP# 31205)	Dow AgroSciences	Dicamba: 480 g/L	Solution	2 x 9.7 L jugs

One case treats 200 acres.

Crops, Staging and Rates

Crop	Stage	Rate
Barley, durum wheat, oats, spring wheat, winter wheat	Prior to seeding. No later than 48 hours after seeding, prior to crop emergence	Korrex A at 8.1 g/acre plus Korrex B at 97 ml/acre

Weeds and Staging

Annual grasses 2 to 4 leaf stage: Weeds listed below are controlled with a mix of Korrex plus a half litre (at 360 gm AI/L) of glyphosate.

Weeds

downy brome
giant foxtail
green foxtail

Persian darnel
volunteer barley

volunteer wheat
wild oats

Broadleaf weeds 2 to 4 leaf stage

annual sow thistle²
 Canada fleabane³
 cleavers
 chickweed
 cow cockle
 flixweed
 hemp-nettle
 kochia*

lady's thumb
 lamb's-quarters
 narrow-leaved hawk's-beard
 ragweed
 redroot pigweed
 Russian thistle
 scentless chamomile

shepherd's-purse
 smartweed
 stinkweed
 volunteer canola¹
 volunteer flax
 wild buckwheat
 wild mustard

* Including Group 2 and 9 resistant biotypes.

¹ Including all herbicide-tolerant canola varieties.

² Suppression only.

³ Less than 8 cm in height.

Above weeds plus those below WHEN MIXED WITH GLYPHOSATE AT 2.8 REL/ACRE

annual sow thistle
 Canada thistle (rosette stage)
 quackgrass

Tank-mix partner ¹	Product Rate
Glyphosate	0.5 - 2.8 REL/acre

¹ Including all herbicide-tolerant canola varieties.

Application Information

How to Apply: Ground application only. **Water volume:** 20 to 40 L per acre.

Application Tips

Korrex, alone or in tank mix with glyphosate herbicides, controls weeds prior to seeding spring wheat (including durum), spring barley, winter wheat and oats. Korrex can be applied in the fall or spring prior to planting, or as an initial treatment in summerfallow. Korrex must be applied early post-emergence to the main flush of actively growing broadleaf weeds. Warm, moist growing conditions promote active weed growth and enhance the activity of Korrex by allowing maximum foliar uptake and contact activity. Weeds hardened off by cold weather or drought stress may not be adequately controlled or suppressed, and re-growth may occur. For best results, ensure thorough spray coverage of target weeds. Reduced control may also occur when applied to weeds heavily covered in dust. Fall stubble: Korrex can be applied until late October, but active weed growth must be present.

How it Works

Pre-seed herbicide. Korrex A is absorbed through leaves and stops growth of susceptible weeds rapidly via inhibition of the ALS enzyme. Korrex B is absorbed through roots and leaves and translocated through the phloem and xylem, disrupting plant metabolism.

Expected Results

Weeds susceptible to Korrex A will stop growing almost immediately. Newer leaves start to yellow and wilt, followed by a loss of green colour. Symptoms will spread to the rest of the plant with some weeds showing purpling or reddening. Under good growing conditions, complete control may occur within 7 - 10 days after application. Weeds susceptible to Korrex B will exhibit proliferation of tissues in plant causing twisting and bending of stem and leaf petioles, cupping of leaves, increased size of root and increase in fibrous roots. Results may take 10 - 14 days to appear.

Restrictions

Rainfast: 30 minutes. **Grazing:** Livestock may be grazed on treated crops 7 days following application of Korrex. Do not harvest the treated crop within 60 days of application. Withdraw meat animals from treated field at least 30 days before slaughter. **Re-cropping:** The year following Korrex application, fields can be seeded to barley, mustard, canola, chickpeas, field beans, flax, lentils, peas, soybeans, sunflower, wheat or summerfallowed.

Korrex (cont'd)**Environmental Precautions**

Overspray or drift to sensitive habitats should be avoided. A buffer zone of 30 metres is required between the downwind edge of the boom and the closest edge of sensitive terrestrial habitats including forested areas, shelter belts, woodlots, hedgerows and shrublands. A buffer zone of 5 metres is required between the downwind edge of the boom and the closest edge of sensitive aquatic habitats including sloughs, ponds, prairie potholes, lakes, rivers, streams, wetlands and wildlife habitats at the edge of these bodies of water. Do not contaminate these habitats when cleaning and rinsing spray equipment or containers.

Toxicity

Low acute mammalian toxicity. The oral LD₅₀ for rats is 2,629 mg/kg. Exposure may cause skin irritation and dermal sensitization.

Storage

Store in original containers in secure, dry storage area. Do not allow contamination of seeds, plants, fertilizers or other pesticides. Do not contaminate food, feedstuffs or domestic water supplies. If containers are damaged or spill occurs, use the product immediately or contain the spill with absorbent materials and dispose of waste.

Krenite

Group 27

Formulation

Product	Company	Active ingredient	Formulation	Container size
Krenite (PCP# 14064)	E.I.duPont Canada	Fosamine-ammonium: 480 g/L	Water soluble liquid	10 L pack

Crops, Staging and Rates

Brush control on non-cropland areas - railroad, pipeline, utility and highway rights-of-way, storage areas, and industrial plant sites. Apply in mid-June to end of July with 10 L/1000 L of water + 1 - 2 L of surfactant.

Brush Controlled

alder	beech	elm,	maple	pine
ash	birch	hazel	oak	trembling aspen
Brush controlled at 15.0 L/1000 L of water. Add 1 - 2 L of surfactant (Tween 20)				
large tooth aspen,	balsam fir	cherry	hemlock	white spruce

Note: Balsam poplar and cedar may not respond to treatment at recommended rates.

Registered Tank Mixes

None.

Application Information

Apply with high-pressure ground sprayers. Do not apply by air. **Water Volume:** 200 - 1200 L/acre.

Application Tips

Use sufficient water volume to ensure good penetration to wet stems and trunks of target brush as well as leaves and buds. A non-ionic surfactant is required to control most conifers and to control the root suckering of deciduous brush. Thoroughly clean all traces of Krenite from application equipment after use.

How it Works

Absorbed by leaves, stems and buds. Restricts bud development the following spring.

Expected Results

Response may not be observed until the following spring, particularly if minimum recommended rates are used or if cool temperatures prevail when spray is applied. Susceptible treated plants fail to re-leaf and subsequently die.

Restrictions

Rainfall: If rainfall occurs within 24 hours, effectiveness may be decreased. **Grazing:** Do not graze on land treated with Krenite

Environmental Precautions

Do not directly apply to any aquatic habitats that are traversed by the right-of-way. Do not spray ditch banks, sites that are adjacent to and surrounding domestic water supply reservoirs, supply streams, lakes or ponds. **Drift:** Do not allow drift or spray mist to contact desirable trees, shrubs, or other plants, as injury may result.

Toxicity

Krenite has a low acute mammalian toxicity. Acute oral LD₅₀ (rats) = > 5,000 mg/kg. Krenite is a moderate to severe eye irritant.

Storage

Store in a cool, dry place.

Krovar 1

Group 5, 7

Formulation

Product	Company	Active ingredient	Formulation	Container size
Krovar 1 (PCP# 22964)	E.I.duPont Canada	Bromacil: 40% + diuron: 40%	Dry flowable	2 kg, 25 kg

Crops, Staging and Rates

Non-cropland areas - railroad, pipeline, utility and highway rights-of-way, storage areas, and industrial plant sites. Apply just before or during the period of active growth of weeds. Observe a minimum interval of 90 days between the first application and re-treatment.

A maximum of 2 applications per season is permitted to a maximum seasonal use rate of 13.5 kg/acre per year.

Weeds, Rates and Staging

Most annual and perennial grasses and broadleaved weeds.

Crop	Rate
Non-crop areas	Initial Treatment Sandy or sandy loam: 5.5 kg/acre Clay or high organic soils: 7.3 kg/acre Re-treatment: 2.75 - 3.6 kg/acre
Small areas	180 g per 100 m ² or 7.3 kg/acre. Apply in a minimum water volume of 2 L per 100 g

Registered Tank Mixes

Tank-mix partner	Krovar I plus tank mix partner rate	Additional weeds controlled and comments
Telar	Krovar I: 5.5 - 7.3 kg/acre + Telar: 48 g/acre + Non-ionic surfactant: 1% v/v	Weeds controlled by Telar

Krovar 1 (cont'd)**Application Information**

With: Boom spray, handgun, backpack or sprinkling can. Do not apply by air. **Water Volume:** Minimum of 20 L/ kg of Krovar 1. Use enough water to uniformly cover area to be treated.

Application Tips

During spraying, Krovar 1 must be kept in suspension at all times by continuous agitation. Sufficient moisture from rainfall or artificial means is necessary after treatment to carry the chemical into the root zone of the weeds. If dense growth is present, results will be improved if vegetation is removed before treatment. Do not apply when ground is frozen. Do not treat ditches, wellheads, bridge approaches. Do not treat sites that are adjacent to and surrounding water supply reservoirs, supply streams, lakes and ponds.

How it Works

Krovar 1 is readily absorbed through the roots, leaves and stems.

Expected Results

Plants become chlorotic and then die. The degree of control and duration of effect will vary with the amount of chemical applied, soil type, rainfall and other factors. Poor results occur if weeds are too mature or if insufficient rainfall.

Restrictions

Rainfall: Rainfall needed to move the chemical to the root zone. **Grazing:** Do not graze the treated crops or cut for hay; sufficient data are not available to support such use.

Environmental Precautions

Krovar I is toxic to aquatic organisms. Do not apply directly or indirectly to aquatic habitats.

Runoff: Avoid contamination of aquatic areas as a result of runoff. **Leaching:** The use of this chemical may result in contamination of groundwater, particularly in areas where soils are permeable (e.g. sandy soil) and/or where the depth to the water table is shallow. **Drift:** Apply only when the potential for drift is minimal. A buffer zone of 15 metres is required from sensitive aquatic habitats < 1m in depth and 10 metres when water depth is > 1m. A buffer zone of 60 metres is required between the point of direct application and the closest downwind edge of sensitive terrestrial habitats.

Toxicity

Very low acute mammalian toxicity. Acute oral LD₅₀ (rats) = bromacil 5,200 mg/kg, diuron = 3,400 mg/kg. Non-toxic to birds. Toxic to fish.

Storage

Store in a cool, dry place.

Liberty 150 SN

Group 10

Formulation

Product	Company	Active ingredient	Formulation	Container size
Liberty 150 SN (PCP# 26694)	Bayer CropScience	Glufosinate-ammonium: 150 g/L	Solution	13.5 L, 108 L, 432 L

Note: To purchase Liberty 150 SN herbicide, growers must have a signed and approved Liberty and Trait Agreement (LTA)

Crops, Staging and Rates

Crop	Stage	Rates
Liberty Link canola (Liberty 150 SN)	Cotyledon stage up to the early bolting stage of canola.	1.1 - 1.6 L/acre

Note: Temporary crop discolouration may be observed after application.

Weeds, Rates and Staging

Weeds	Leaf stage	Rate per acre	
barnyard grass	1 - 4 leaf	1.1 L	
cow cockle	1 - 4 leaf		
chickweed	1 - 4 leaf pairs		
green foxtail	1 - 6 leaf (max 3 tillers)		
hemp-nettle	1 - 3 leaf pairs		
kochia	up to 8 cm height		
lady's thumb	1 - 6 leaf		
lamb's-quarters	1 - 6 leaf		
perennial sow thistle	1 - 8 leaf		
redroot pigweed	1 - 4 leaf		
round-leaved mallow	1 - 4 leaf		
Russian thistle	up to 8 cm height		1.1 L
scentless chamomile	up to 10 cm height		
shepherd's-purse	1 - 6 leaf		
smartweed	1 - 6 leaf		
stinkweed	1 - 8 leaf		
volunteer barley* (low populations)	1 - 4 leaf (max 2 tillers)		
volunteer flax	up to 6 cm height		
volunteer wheat (low populations)	1 - 4 leaf (max 2 tillers)		
wild buckwheat	1 - 3 leaf		
wild mustard	1 - 5 leaf		

Above weeds plus the following

Weeds	Leaf stage	Rate per acre
Canada thistle **	up to 10 cm tall	1.35 L
cleavers	1 - 2 whorls	
dandelion	up to 15 cm rosette	
flixweed	up to 10 cm height	
hemp-nettle	1 - 4 leaf pairs	
quackgrass ***	1 - 4 leaf	
stork's bill	1 - 3 leaf	
wild oat	1 - 4 leaf (max 2 tillers)	
volunteer barley * (heavy populations)	1 - 4 leaf (max 2 tillers)	
volunteer wheat (heavy populations)	1 - 4 leaf (max 2 tillers)	
wild buckwheat (heavy populations)	1 - 3 leaf	

All of the above weeds plus the following

Weeds	Leaf stage	Rate per acre
Canada thistle ** (heavy populations)	up to 10 cm height	1.6 L
quackgrass *** (heavy populations)	1 - 4 leaf	

* Suppression only ** Top growth suppression *** Top growth control

Liberty 150 SN (cont'd)

Second application: A second application of Liberty can be made to fields treated initially with up to 1.6 L/acre with 150 SN in canola. With Liberty 150 SN a second application (in canola) of up to 1.35 L/acre. If 1.35 L/acre was applied as a first application, a second application of 1.6 L/acre could be applied. Do not apply more than a total of 2.97 L/acre per year. Apply when the new weed growth is in the correct leaf stage and up to early bolting stage of canola.

Third application: (hybrid seed production only)

Three applications of Liberty 150 SN only, each at 1.35 L/acre, may be required for hybrid seed production. The third application must occur prior to bolting of the canola crop.

Registered Tank Mixes

Tank mix partner	Liberty + tank mix partner rate	Additional weeds controlled and remarks
Centurion or Select	Liberty: 1.08 - 1.60 L/acre + Centurion or Select: 25 or 50 mL/acre + Adjuvant: 0.50 v/v. Mixing order is Amigo followed by Liberty followed by Centurion or Select	Enhance control of volunteer barley and wild oats. Apply when the weeds are in the 1-4 leaf stage with a maximum of 2 tillers

Bayer CropScience supports the following mixes that are not on the Liberty label. Apply mixes according to the most restrictive use limitations for either product.

Tank mix partners	Crop	Crop stage/comments
Centurion + Decis	LibertyLink canola	Cotyledon up to early bolting
Centruion + Sevin XLR	LibertyLink canola	Cotyledon up to early bolting
Decis	LibertyLink canola	Cotyledon up to early bolting
Sevin XLR	LibertyLink canola	Cotyledon up to early bolting

Application Information

Apply with ground equipment or aircraft for Liberty 150 SN. **Water Volume:** Ground Application: Minimum of 45 L/acre of water. Air: Minimum of 22 L/acre of water.

Application Tips

For best results, apply to emerged, young actively growing weeds. Weeds that emerge after application will not be controlled. When a rate range is given, the higher rate should be used: (1) when weed or crop growth is dense, (2) when the weeds are large and/or mature - i.e. advanced leaf stages and plant height, and (3) when environmental conditions are cool and dry.

How it Works

Liberty works primarily as a contact herbicide. Thorough coverage of the weeds to be controlled is essential. Absorbed by all leaf and stem surfaces. It interferes with plants' ability to detoxify ammonia. The speed of action of Liberty is influenced by environmental factors. At cool temperatures (below 10°C), poor moisture and low humidity, speed of action may be reduced.

Expected Results

Generally, visual symptoms appear 2 - 4 days after application.

Restrictions

Rainfall: If rainfall occurs within 4 hours of application, effectiveness may be reduced. **Grazing:** Do not graze the treated crop or cut for hay; sufficient data are not available to support such use. **Re-entry:** Do not re-enter treated areas for 24 hours after application without protective clothing as for spraying. **Re-cropping:** There are no cropping or rotational restrictions after application.

Environmental Precautions

Highly toxic to aquatic organisms and non-target terrestrial plants. Do not contaminate surface or ground water by cleaning equipment or disposal of wastes, including equipment wash water.

Runoff: Do not allow getting into surface water, drains and groundwater. **Drift:** Do not apply within 15 metres of environmentally sensitive areas when applying by ground equipment. Do not apply within 30 metres of environmentally sensitive areas when applying by air.

Toxicity

Acute oral LD₅₀ (rats) = 2,000 mg/kg. No allergic potential.

Storage

Do not store below freezing. If stored for one year or longer, shake well before using.

Lontrel 360

Group 4

Formulation

Product	Company	Active ingredient	Formulation	Container size
Lontrel 360 (PCP# 23545)	Dow AgroSciences	Clopyralid: 360 g/L	Solution	4.45 L

Crops, Staging and Rates

Crop	Staging	Rate per acre
Barley, oats, spring wheat	3 leaf - flag leaf emergence	85 - 227 mL
Canola incl. glyphosate tolerant canola	2 - 6 leaf	170 - 336 mL
Flax (including low linolenic acid varieties)	5 - 10 cm in height	
Seedling forage grasses*	2 - 4 leaf	
Established forage grasses*	Shot-blade stage, or in the fall after harvest or in early spring	
Summerfallow and non-crop farmland	Stage according to weeds	336 mL
Sugar beets	Cotyledon to 8 leaf stage	226 - 335 mL
Shelterbelts**	Stage according to weeds	335 mL
Strawberry (renovation)	Immediately after harvest or before mowing	336 mL

* Forage grasses: Kentucky bluegrass, smooth bromegrass, reed canary grass, creeping red fescue, meadow fescue, tall fescue, meadow foxtail, orchard grass, alтай wild ryegrass, Russian wild ryegrass, timothy, crested wheatgrass, intermediate wheatgrass, slender wheatgrass streambank wheatgrass.

** Shelterbelt consisting of villosa lilac, acute willow, Colorado spruce, white spruce, buffaloberry and chokecherry.

Weeds and Staging

Canada thistle: Rosette to pre-bud stage. Others: young and actively growing.

Weeds controlled at 170 mL/acre

alsike clover

Canada thistle*

vetch

Weeds controlled at 227 mL/acre

Canada thistle

ox-eye daisy **

volunteer alfalfa (5 - 50 cm)

common groundsel

perennial sow-thistle*

wild buckwheat

common ragweed

scentless chamomile

season-long control of Canada thistle

sheep sorrel **

@ 336 mL/acre

* Top growth ** Suppression

Control of Canada thistle

For in crop control of top growth of Canada thistle, apply Lontrel 360 at the rate of 170 mL/acre. This will suppress top growth of Canada thistle for 6 to 8 weeks. Some re-growth may occur by the end of the season but this will not interfere with the harvesting of the crop.

For season long control of top growth of Canada thistle, apply Lontrel 360 at the rate of 227 mL/acre. This rate will generally provide season long control of Canada thistle. Not all rhizomes will be killed and some re-growth may occur by the end of the growing season.

Lontrel 360 (cont'd)

For season long control of top growth, with a reduction of Canada thistle population in the following year, apply Lontrel 360 at the rate of 336 mL/acre. This rate will provide season long control of Canada thistle and suppression into the following season, resulting in a reduction of the total number of Canada thistle shoots in the treated area.

Registered Tank Mixes

Tank-mix partner	Lontrel 360 plus tank mix partner rate	Additional weeds controlled
Canola		
Poast Ultra + Merge Adjuvant	Lontrel: 170 - 335 mL/acre + Poast Ultra: 0.19 - 0.45 L/acre + Merge: 0.4 L/acre	Canada thistle, wild buckwheat, wild oats, green foxtail, volunteer barley, volunteer wheat, and volunteer oats.
Select + Amigo adjuvant	Lontrel: 170 - 335 mL/acre + Select: 150 mL/acre + Amigo: 0.5%v/v	
CLEARFIELD canola		
Odyssey	Lontrel: 170 - 336 mL/acre + Odyssey: 17.3 g/acre	Grasses plus Lontrel susceptible weeds
Roundup Ready canola		
Glyphosate	Lontrel: 113 mL/acre + Glyphosate: 505 mL/acre (356 - 360 g/L formulation)	Canada thistle (season-long top growth), dandelions < 15 cm diameter (season-long top growth), dandelions > 15 cm diameter (suppression), perennial sow-thistle (season-long top growth), wild buckwheat
Flax		
MCPA amine or ester	Lontrel: 170 mL/acre + MCPA 500 ester: up to 0.45 L/acre	Canada thistle (top growth) + MCPA susceptible weeds
	Lontrel: 227 mL/acre + MCPA 500 ester: up to 0.45 L/acre	Canada thistle (season-long) + MCPA susceptible weeds
	Lontrel: 336 mL/acre + MCPA 500 ester: up to 0.45 L/acre	Canada thistle (season-long with suppression into the following year), common groundsel, perennial sow thistle (top growth), scentless chamomile, wild buckwheat
Barley, oats and wheat		
2,4-D or MCPA amine or ester 500 formulation	Lontrel: 113 mL + MCPA or 2,4-D: 113 mL/acre	Canada thistle (top growth, 6 - 8 weeks) plus MCPA or 2,4-D susceptible weeds
	Lontrel: 170 mL + MCPA or 2,4-D: 113 mL/acre	Canada thistle (season-long) plus MCPA or 2,4-D susceptible weeds
Refine Extra + 2,4-D (600 g/L) or MCPA (500 g/L) amine or ester	Lontrel: 85 mL/acre + 2,4-D or MCPA amine: 339 mL/acre or 2,4-D: 283 mL/acre + Refine Extra 8 g/acre. Add Agral 90 at 0.2% v/v to this tank mixture.	Canada thistle (season-long), cleavers (suppression), lady's thumb, perennial sow thistle, stinkweed, wild buckwheat, volunteer canola, wild mustard,

Note: Do not use 2,4-D on oats due to the probability of crop injury.

Acres treated per 4.45 L jug

- Applications of 85 mL/acre will treat 52.4 acres
- Applications of 113 mL/acre will treat 40 acres.
- Applications of 170 mL/acre will treat 26.2 acre
- Applications of 227 mL/acre will treat 19.70 acres.
- Applications of 336 mL/acre will treat 13.3 acres.

Application Information

With: Apply with ground equipment only. **Water Volume:** 40 - 80 L/acre.

Application Tips

Do not use products containing 2,4-D on oats due to probability of crop injury. Rates of MCPA ester of 170 g active ingredients/acre or higher or MCPA amine of 200 g active ingredient/acre may cause some delay in maturity of flax, resulting in yield reduction. Make sure the sprayer tank has been thoroughly cleaned before Lontrel is mixed. Treat crops during warm weather when weeds are actively growing. Best results are obtained when Canada thistle is actively growing and soil moisture is adequate for rapid growth. Under cool or dry conditions, control of Canada thistle may be severely reduced. Sow thistle plants emerging after spraying will not be controlled. Where contact herbicides are used, such as bromoxynil, that damage the leaves of the Canada thistle, apply Lontrel 14 days prior or after an interval of 14 days, which allows Canada thistle to recover and resume growth.

Forage grasses: For control of the weeds listed on the label plus alsike clover, apply Lontrel at the rate of 170 - 336 mL/acre in 45 - 90 L/acre of water. Make one application per season by ground sprayer. For seedling grasses, apply at the 3 leaf stage and beyond. For established grasses, apply in the fall after harvest or early spring.

How it Works

Clopyralid is a systemic, hormone-type herbicide. It is absorbed by leaf and stem surfaces and is readily translocated. Maximum efficacy results from foliar application to young actively growing plants.

Expected Results

Herbicide symptoms on affected plants include swollen growing points and roots, cupping of leaves, twisted and distorted stems and leaves. Plants will gradually stop growing and change colour, first to dark green and then to yellow before turning brown as they die. Maximum effectiveness results from foliar applications to young actively growing plants. Death of weeds may not occur until 14 - 21 days after application. With the lowest rate of Lontrel on Canada thistle, some regrowth may occur by the end of the season, but this will not interfere with harvesting of the crop.

Restrictions

Rainfall: A rain-free period of 4 - 6 hours after application is required. **Grazing:** There are no restrictions on the grazing of crops or forages treated with Lontrel 360. If necessary, treated areas may be grazed immediately following application. **Pre-harvest Intervals:** Sugar beets - Do not apply within 90 days of harvest. Strawberry - P.H.I. = 200 days. **Re-cropping:** Fields treated with Lontrel can be seeded to barley, canola, forage grasses, flax, mustard, oats, rye, wheat or summerfallowed. Do not seed to crops other than those listed above for at least one year after treatment.

Use of straw and manure from treated crops: Lontrel residues in straw may be harmful to susceptible plants. Do not use straw from treated crops for composting or mulching on susceptible broadleaf crops. Manure can be spread on fields that will be seeded to barley, flax, oats, canola (rapeseed), rye or wheat. Do not grow susceptible crops such as peas, beans, lentils, potatoes, sunflowers or other sensitive crops on land that has been mulched with straw containing Lontrel 360 residues within the last 12 months.

Environmental Precautions

Small amounts of drift may damage sensitive plants such as legumes.

Toxicity

Clopyralid is practically non-toxic to aquatic organisms, including fish on an acute basis. Clopyralid has a very low acute mammalian toxicity. Acute oral LC_{50} (rats) = >2,000 mg/kg. It is practically non-toxic to bees.

Storage

Store in heated storage away from open flames or sparks. If frozen, warm slowly to room temperature and mix thoroughly before use.

Lorox/Linuron

Group 7

Formulation

Product	Company	Active ingredient	Formulation	Container size
Lorox L (PCP# 16279)	Tessenderlo Kerley Inc.	Linuron: 480 g/L	Liquid	10 L
Lorox DF (PCP# 20193)		Linuron: 50%	Dry flowable	5, 10, kg jug
Linuron 400 (PCP# 15544)	Loveland Products Canada	Linuron:400 g/L	Liquid	10 L

Crops, Staging and Rates

Crop	Staging	Rate per acre	
		Lorox L	Linuron
Post-emergent applications			
Barley, oats and spring wheat (including durum)***	2 - 4 leaf.	0.17 - 0.22 L	0.20 - 0.26 L
Field corn (directed spray)*	Apply when corn is at least 38 cm tall	1.16 - 2.18 L	0.97 - 1.82 L
Shelterbelts (established)**	In the spring before buds open and weeds are less than 10 cm tall	1.82 L	2.18 L
Pre-emergent applications			
Corn: less than 2.0% OM	Apply before corn emerges. Must be tank mixed with Atrazine.	0.91 L	1.09 L
Corn: 2 - 5 % OM		1.31 L	1.58 L
Potatoes: less than 2.0% OM	Apply just before crop emerges or when tops are completely covered by hilling.	0.91 L	1.1 - 1.72 L
Potatoes: 2 - 5 % OM		1.82 L	1.72 - 2.22 L
Banded Applications: Lorox L and Linuron can also applied in a narrow band directly over the row in a wide row crops Use cultivation for weed control in between the rows. For band application, use proportionately less product. For example, for 25 cm band on 75 cm row, use 1/3 of the broadcast rate.			

* Do not spray over top of corn. ** Established shelterbelts consisting of American elm, boxelder, caragana, Colorado spruce, green ash, poplar, scotch pine, Siberian elm, white spruce, willow. Apply only on stock planted for at least one year as a directed spray under the trees and bushes. *** Must be tank mixed with MCPA amine 500 when applying to wheat, oats and barley or MCPA K-salt when applying to wheat and barley.

Weeds and Staging

Apply when annual broadleaf weeds are in 2 - 4 leaf stage and when green foxtail is in 1 - 3 leaf stage.

When tank mixed with MCPA amine 500 in cereals, following weeds are controlled

Canada thistle	green foxtail*	ragweed	tartary buckwheat
chickweed	green smartweed	redroot pigweed	wild buckwheat
corn spurry	hemp-nettle	shepherd's-purse	
cow cockle	lady's-thumb	stinkweed	
flixweed	lamb's-quarters	stork's-bill	

* Suppression

Pre-emergent application and post emergent application in corn (directed applications and shelterbelts)

annual sow-thistle (seedlings)	goosefoot	prostrate pigweed	wild buckwheat
barnyard grass*	knotweed	purslane	wild radish**
common chickweed	kochia**	ragweed	wormseed mustard
common groundsel**	lamb's quarters	redroot pigweed	
corn spurry**	perennial sow-thistle**	shepherd's purse	
dandelion (seedlings)**	plantain (seedlings)**	smartweed	

* Suppression ** Not registered with Lorox L

Registered Tank Mixes

Tank mix partner	Linuron/Lorox + tank mix partner rate	Additional weeds controlled
Barley, oats and spring wheat, including durum (post-emergence)		
MCPA amine 500	Lorox: 0.17 - 0.22 L or Linuron: 0.20 - 0.26 L + MCPA ester 0.34 - 0.45 L/acre	See above table on weeds controlled by Lorox/Linuron + MCPA tank mixes.
MCPA K-salt 400	Lorox: 0.17 - 0.22 L or Linuron: 0.20 - 0.26 L + MCPA K-saltr: 0.4 - 0.57 L/acre	
Corn (pre-emergence)		
Atrazine	Less than 2.0 % OM: Linuron: 1.1 + Atrazine: 0.15 - 2.5 L/acre 2 - 5 % OM: Linuron: 1.58 + Atrazine: 0.15 - 2.5 L/acre	

Application Information

With: Ground equipment. **Water Volume:** Cereals: 40 L/acre minimum. **Potatoes:** 120 L/acre. 90 - 135 L/acre
Corn: pre-emergent: 90 - 135 L/acre; post-emergent 70 - 140 L/acre.

Application Tips

Do not use on sandy or coarse-textured soils, low in organic matter, as crop injury may result. Do not use when crops are under drought stress. Fruit trees: avoid contact with fruit, foliage and green bark with spray or drift as injury may result.

How it Works

A systemic herbicide absorbed by leaves and roots. Yellowing (chlorosis), stunting and finally death occurs 10 - 14 days after treatment.

Expected Results

Weeds: Yellowing starts 7 - 10 days after application. Effect greatest under excellent growing conditions. Weed control will vary depending on species, time of application and growing conditions. **Crop:** A slight yellowing of crop, leaf tip and leaf margin burn may be seen 7 - 10 days after application. Crop recovers within 14 - 18 days. Crop injury can occur if applied during period of high heat.

Restrictions

Rainfall: Heavy rainfall within 2 hours may decrease activity. Pre-emergent treatment requires rainfall or irrigation for activation. Carrots, corn or potatoes may be severely injured if unusually heavy rains follow application.

Grazing: Do not graze or cut for hay; there are not sufficient data available to support such use. **Re-cropping:** Do not apply post-emergent corn treatment within 60 days of harvest. 25% carryover into next growing season if rates are 1.8 L/acre or higher

Environmental Precautions

Linuron is toxic to fish and aquatic invertebrates. Do not apply directly to water or to areas where surface water is present.

Runoff: Avoid contamination of surface water through spray drift or surface runoff. **Leaching:** Use of this material where soils are permeable, particularly where the water table is shallow, may result in groundwater contamination.

Toxicity

Low acute toxicity. Acute oral LD₅₀ (rats) = 3,600 mg/kg. Very toxic to fish. Non-toxic to bees.

Storage

Lorox L/Linuron: Store in a heated area. Do not freeze as settling may occur. If frozen, thoroughly mix to resuspend.

MCPA

Group 4

Formulation

Product	Company	Active ingredient	Formulation	Container size
MCPA 500 amine (PCP# 20308)	IPCO	500 g/L	Solution	2 x 10 L jugs
MCPA 600 amine (PCP# 31327)	IPCO	600 g/L	Solution	2 X 10 L jugs
MCPA 500 amine (PCP# 9516)	Loveland Products Canada	500 g/L	Solution	2 x 10 L jugs
MPower MCPA 500 amine (PCP# 30461)	NewAgco Inc	500 g/L	Solution	2 x 10 L jugs
MCPA 600 amine (PCP# 28384)	Nufarm	600 g/L	Solution	2 x 10 L jugs
MPower MCPA 500 amine (PCP# 29244)	Loveland Products	500 g/L	Solution	2 x 10 L jugs
MCPA 500 ester (PCP# 30462)	NewAgco Inc.	500 g/L	Solution	2 x 10 L jugs
MCPA 600 ester (PCP# 27802)	IPCO	600 g/L	EC	2 x 10 L jugs
MCPA 600 ester (PCP# 27803)	Nufarm	600 g/L	EC	2 x 10 L jugs , 115 L, 500 L
MCPA 600 ester (PCP# 27804)	Loveland Products Canada	600 g/L	EC	2 x 10 L jugs
MCPA 600 ester (PCP# 29001)	Loveland Products	600 g/L	EC	2 x 10 L jugs, 115 L
MCPA 400 Potassium salt (PCP# 14188)	Loveland Products Canada	400 g/L	Solution	2 x 10 L jugs
MCPA 300 Sodium salt (PCP# 20306)	IPCO	300 g/L	Solution	2 x 10 L jugs
MCPA 300 Sodium salt (PCP# 14718)	Nufarm	300 g/L	Solution	2 x 10 L jugs
MCPA 300 Sodium salt (PCP# 9858)	Loveland Products Canada	300 g/L	Solution	2 x 10 L jugs

Crops, Staging and Rates

Crop	Stage	Rate
Wheat (spring and durum), barley, spring rye	From the 3-leaf expanded to the early flag-leaf (shot blade) stage	500 amine: 0.45 L/acre 600 amine or ester: 0.42 L/acre 400 K salt: 0.53 L/acre 300 Na salt: 0.81 L/acre
Oats	From the 3 leaf to early flag leaf	500 amine or ester: 0.45 L/acre 600 amine or ester: 0.36 L/acre 400 K salt: 0.53 L/acre 300 Na salt: 0.81 L/acre
Winter wheat (WW) and fall rye (FR)	Spring: from the time growth commences until flag leaf stage	500 amine: 0.45 L/acre 600 ester: 0.42 L/acre 400 K salt: WW 0.61 L/acre, FR: 0.40 L/acre 300 Na salt: 0.81 L/acre
Flax (excluding solin)	5 cm in height to pre-bud stage. Apply at 5 - 10 cm in height for maximum crop tolerance	500 amine: 0.4 L/acre 600 amine: 0.34 L/acre; 600 ester: 0.28 L/acre 400 K salt: 0.65 L/acre 300 Na salt: 0.71 L/acre
Corn	As a broadcast spray up to 15 - 18 cm tall or 6-leaf stage. Directed spray using drop nozzles: up to 3 wks. before tasseling	500 amine or ester: 0.45 L/acre 600 amine only: 0.37 L/acre 400 K salt: 0.51 L/acre 300 Na salt: 0.61 L/acre
Peas (field and canning)	Vine 10 - 18 cm long. For short stature determinate varieties apply at the early stage within this range	500 amine: 0.135 - 0.22 L/acre 600 amine only: 0.17 L/acre 400 K salt: not registered 300 Na salt: 0.36 L/acre
Forages (established)	Apply in the spring up to the shot blade stage	500 amine only: 0.45 L/acre
Seedling forage (not for grass production)	From the 3 leaf to early flag leaf	500 amine only: 0.45 L/acre

Crop	Stage	Rate	
Pasture, rangeland, turf	Spring or fall	500 amine or ester: 1.41 L/acre	600 amine: 1.41 L/acre; 600 ester: 1.13 L/acre
Red clover (seedling and established)	Seedling: 1 - 3 trifoliolate stage Established: breaking of dormancy in the spring up to 7.5 cm	500 amine: 0.23 L/acre 600 amine only: 0.19 L/acre	400 K salt: not registered 300 Na salt: 0.36 L/acre
Cereals underseeded to alfalfa (not Flemish)	Apply when alfalfa is in the 1 - 3 trifoliolate stage	500 amine: 0.23 L/acre 600 amine only: 0.19 L/acre	400 K salt: not registered 300 Na salt: 0.4 L/acre
Cereals underseeded to alsike, ladino and red clover	Apply when clover is in the 1 - 3 trifoliolate stage	500 amine: 0.28 L/acre 600 amine or ester: not registered	400 K salt: not registered 300 Na salt: 0.4 L/acre
Fairways and lawns	Apply early in the summer	500 amine: 0.4 - 1.0 L/acre 600 amine or ester: not registered	400 K salt: not registered 300 Na salt: 0.4 L/acre

Weeds, Rates and Staging

Apply when weeds are in 2 - 4 leaf stage. Use lower rate when weeds are small and growing conditions are good; use higher rate when weeds are in dry or cool conditions or under heavy infestation.

Weed listing and rate range for individual formulations may differ slightly; please consult the product label for specific weed controlled and rates for each formulation.

Susceptible weeds	Harder to control weeds		Top growth control only
MCPA Amine 500: 0.28 - 0.45 L/acre MCPA Ester and amine 600: 0.24 - 0.36 L/acre MCPA 400 K: 0.61 - 0.67 L/acre MCPA 300 Na: 0.5 - 0.81 L/acre	MCPA amine 500: 0.45 - 0.71 L/acre MCPA amine and ester 600: 0.42 - 0.61 L/acre MCPA 400 K: 0.71 - 0.81 L/acre MCPA 300 Na: 0.81 - 1.1 L/acre		MCPA amine 500: 0.45 - 0.71 L/acre MCPA amine and ester 600: 0.42 - 0.61 L/acre MCPA 400 K: 0.71 - 0.81 L/acre MCPA 300 Na: 0.81 - 1.1 L/acre
bluebur burdock (before 4 leaf stage) cocklebur common plantain flixweed (seedlings) Indian mustard kochia lamb's-quarters prickly lettuce ragweed Russian pigweed shepherd's-purse stinkweed vetch wild radish wild mustard wormseed mustard wild sunflower	Weeds listed under susceptible plus annual sow-thistle biennial wormwood common chickweed curled dock (before the 4-leaf stage) daisy fleabane dandelion goat's-beard hairy galinsoga hawkweed heal-all hempnettle (before the 4-leaf stage) knotweed (before the 4-leaf stage) kochia		blue lettuce Canada thistle corn spurry chicory dog mustard field bindweed field horsetail gumweed hedge bindweed hoary cress lady's-thumb leafy spurge perennial sow-thistle Russian knapweed Russian thistle smartweed tartary buckwheat teasel wild buckwheat wormwood

Registered Tank Mixes

Barley

MCPA 500 amine (400 mL/acre) + Sencor (111 - 202 mL/acre)

MCPA 500 amine (344 mL/acre) + Banvel (93 mL/acre)

MCPA K-salt (404 mL/acre) + Banvel II (92 mL/acre)

MCPA K-salt (270 - 550 mL/acre) + Pardner (404 mL/acre)

MCPA (cont'd)**Wheat**

MCPA 500 amine (400 mL/acre) + Sencor (111 - 172 mL/acre)

MCPA 500 amine (344 mL/acre) + Banvel (93 mL/acre)

MCPA K-salt (404 mL/acre) + 117 mL/acre)

MCPA K-salt (270 - 550 mL/acre) + Pardner (404 mL/acre). Note: Do not exceed 270 mL/acre rate of MCPA K-salt in winter wheat using this tank mixture.

Oats

MCPA K-salt (270 - 550 mL/acre) + Pardner (404 mL/acre)

Cereals underseeded to alfalfa and bird's-foot trefoil

MCPA 500 amine (28 mL/acre) + Embutox (505 mL/acre)

Application Information

How to Apply: Ground and air. **Water Volume:** Cereals, flax, pastures, forage grasses: 40 L/acre; Peas: minimum of 61 L/acre; Pasture, rangeland and turf: 180 L/acre; Cereals underseeded to legumes: 61 - 81 L/acre.

Application Tips

Best weed control occurs when daytime temperatures are above 21°C and nighttime temperatures are at 10°C. Do not spray when air temperature is above 27°C. Extremely hard water may reduce performance. When applying to flax under hot and humid conditions, some crop injury and delay in maturity may result. Spraying in the evening and/or increased volumes of water (40 or more litres per acre) may reduce the risk of flax injury.

How it Works

A systemic, absorbed by leaf and stem surfaces and translocated to the actively growing regions. MCPA disrupts cell division, causing abnormal growth response, thereby affecting respiration and food reserves.

Expected Results

Weeds start to twist between 2 - 20 days after spraying, depending on weather conditions, formulation and nature of weeds. Following the twisting and bending, plants will turn brown, and then die. Only emerged weeds will be controlled.

Restrictions

Effect of Rainfall: Rain within 6 hrs of MCPA Na salt, or MCPA K-salt, 4 hrs of MCPA amine, and 2 hrs of MCPA ester application will decrease weed control. **Grazing:** Do not graze or cut for green feed until 7 days after spraying.

Re-cropping: No restrictions the year after application.

Environmental Precautions

MCPA is toxic to aquatic organisms and non-target terrestrial plants.

Leaching: MCPA can readily leach from soil, resulting in contamination of groundwater particularly in areas where soils are permeable (e.g. sand, loamy sand and sand loam soils) and/or the depth to the water table is shallow.

Toxicity

Moderate acute mammalian toxicity. May cause burning upon contact with skin and eyes, and it can be absorbed through the skin.

Storage

If frozen, warm to 5°C and mix well before using.

Mecoprop

Group 4

Formulation

Product	Company	Active ingredient	Formulation	Container size
Mecoprop - P (PCP# 27891)	Loveland Products Canada	Mecoprop: 150 g/L	Liquid	10 L

Crops, Staging and Rates

Rate: small weeds (seedlings) - 2.2 L/acre. Mature weeds: 3.4 L/acre.

Crop	Staging	Remarks
Barley, oats and wheat	3-leaf expanded stage until the early flag leaf (shot-blade)	Apply under good growing conditions. Do not spray on grain underseeded with legumes.

Weeds and Staging

In barley, oats and wheat

Apply to weeds from 2 - 4 leaf stage

black medick	corn spurry	plantain
Canada thistle (top growth only)	lamb's quarters	volunteer clover
chickweed	plantain	wild mustard
cleavers		

Application Information

With: Ground equipment only. Do not apply by air.

Water Volume: Cereals: 80 - 120 L/acre.

Application Tips

Recommended water volume is essential for optimum weed control. Cold weather and drought may cause a delay in weed control action.

How it Works

A systemic that disrupts the plant's translocation system causing the accumulation of plant food in the shoots and subsequent starvation of the roots.

Expected Results

Weeds: Leaf curling and stem twisting should be visible within 4 - 5 days after spraying. Weeds should be dead within 3 - 4 weeks of application. **Crop:** Deformed heads, missing florets and twisted awns could result if recommendations are not followed or if crop is under stress conditions.

Restrictions

Rainfall: Rain within 4 - 6 hours will reduce effectiveness. **Grazing:** Do not graze or feed treated crops to livestock.

Re-cropping: No restrictions.

Environmental Precautions

Do not apply directly to water. Do not apply when weather conditions favour drift from target areas.

Leaching: Readily leached from soil. In dry soils, it has a longer residual.

Mecoprop (cont'd)**Toxicity**

Moderate oral toxicity. Acute oral LD₅₀ (rats): 650 mg/kg.

Storage

Store above 0°C. If stored for 1 year or longer, shake well before using.

Momentum

Group 4

Formulation

Product	Company	Active ingredient	Formulation	Container size
Momentum (PCP# 30456)	Loveland Products	90 g a.e./L clopyralid and 90 g a.e./L fluroxypyr	Emulsifiable concentrate	8.99 L jug

Each jug of Momentum covers 20 acres.

Crops, Staging and Rates

Crop	Staging	Rate
Spring wheat, durum wheat and spring barley	Apply to the crop from 3 leaf to just before the flag leaf	450 mL/acre

Weeds and Staging

Momentum by itself controls a limited number of broadleaf weeds.

Weeds controlled	Weeds suppressed
Canada thistle* cleavers (1 - 4 whorl) kochia (2 - 8 leaf)	volunteer flax (1 - 12 cm) wild buckwheat (1 - 4 leaf) storks' bill (1 - 8 leaf)

*Season-long control with some regrowth in the fall. Apply from 10 cm to pre-bud stage.

Momentum should **ALWAYS** be applied with a broadleaf tank mix partner. There are two rates of MCPA Ester registered for use. Refer to the MCPA label for weed staging:

Low rate of MCPA: (MCPA Ester 600 – 250 ml/acre)

Weeds listed for Momentum PLUS:

burdock	mustards (except dog & tansy)	stinkweed*
cocklebur	plantain**	vetch
field horsetail**	prickly lettuce	volunteer sunflower
flixweed* (2 - 4 leaf)	ragweed	wild radish
lamb's quarters	shepherd's purse*	wild (annual) sunflower

High rate of MCPA: (MCPA Ester 600 – 375 ml/acre)

Weeds listed above PLUS:

common groundsel	scentless chamomile (2-4 leaf)	tartary buckwheat
dandelion*	smartweed	volunteer canola
redroot pigweed	sow thistle (annual)	wild buckwheat
Russian pigweed	sow thistle (perennial)**	

*Spring rosettes only

**Top growth only

Registered Tank Mixes

Tank mix partner	Crops	Tank mix partner rate per acre	Weeds controlled
Axial 100EC	Spring wheat, barley	40 acres per case	Wild oats, green foxtail, yellow foxtail, barnyard grass, proso millet, volunteer canary seed, tame oats
Everest 2.0	Spring wheat, durum wheat	Refer to Everest label	Wild oats, green foxtail
Foothills NG Horizon NG	Spring wheat, durum wheat	20 acres per jug	Wild oats, green and yellow foxtail, volunteer (tame) oats, barnyard grass, volunteer canary seed
Marengo* Liquid Achieve*	Spring wheat, durum wheat, barley	40 acres per case or jug	Wild oats, green foxtail, yellow foxtail, barnyard grass, Persian dandel, volunteer oats
Simplicity	Spring wheat, durum wheat	40 acres per jug	Wild oats, yellow foxtail, green foxtail (suppression), Japanese brome, downy brome*, barnyard grass, chickweed, hemp nettle, redroot pigweed, smartweed, volunteer canola (excluding CLEARFIELD)
Traxos	Spring wheat, durum wheat	20 acres per jug	Wild oats, green and yellow foxtail, barnyard grass, volunteer (tame) oats, volunteer canary seed, Persian dandel, proso millet
WildCat or Puma Advance	Spring wheat, durum wheat, barley	WildCat - 40 acres/jug Puma Advance - 20 acres/jug	Wild oats, green foxtail, yellow foxtail, barnyard grass

Loveland also supports Momentum with 2,4-D Ester and Refine SG. Apply mixes according to the most restrictive use limitations for either product. For more detailed instructions, please contact your local Loveland.

*Surfactant must be purchased when using Liquid Achieve. Marengo contains enough Turbocharge for 5 gallons of water per acre water rate.

Application Information

With: Ground equipment only. **Water Volume:** 10 gallons / acre (recommended).

Mixing Instructions

Grass tank mix partner	Step 1	Step 2	Step 3	Step 4
No Grass Tank Mix	Momentum	MCPA Ester		
Axial 100EC	Momentum	MCPA Ester	Axial	Adigor
Everest 2.0	Everest 2.0	Momentum	MCPA Ester	
Foothills NG Horizon NG	Momentum	MCPA Ester	Foothills/Horizon NG	
Marengo Liquid Achieve	Marengo / Liquid Achieve	Momentum	MCPA Ester	Turbocharge
Simplicity	Water Conditioner	Simplicity	Momentum	MCPA Ester
Traxos	Momentum	MCPA Ester	Traxos	
WildCat or Puma¹²⁰ Super	Momentum	MCPA Ester	WildCat/Puma Advance	

Momentum (cont'd)

Grass Product	Tank mix instructions: Momentum must always be tank mixed with one broadleaf product. If also with a grass product, follow the order below. For example for Simplicity, Momentum and MCPA, follow the steps chronologically, skipping the unwanted products: steps 1,2,4 and 5,					Comments
	Step 1	Step 2	Step 3	Step 4	Step 5	
No grass product	Refine SG	Momentum	MCPA Ester or 2,4-D Ester			
Avert/Assert	Refine SG	pH Adjuster	Avert	Momentum	MCPA Ester or 2,4-D Ester	
Axial	Refine SG	Momentum	MCPA Ester	Axial	Adigor	Do not mix Axial with 2,4-D
Everest 2.0	Refine SG	Everest 2.0	Momentum	MCPA Ester or 2,4-D Ester	AgSurf II	
Foothills NG/ Horizon NG	Refine SG	Momentum	MCPA Ester or 2,4-D Ester	Foothills NG/ Horizon NG		
Marengo/Liquid Achieve		Marengo/Liquid Achieve	Momentum	MCPA Ester or 2,4-D Ester	Turbocharge	Tralkoxydim does not mix with Refine SG
Simplicity	Water Conditioner	Simplicity	Refine SG	Momentum	MCPA Ester or 2,4-D Ester	
Traxos	Refine SG	Momentum	MCPA Ester	Traxos		Do not mix Traxos with 2,4-D.
WildCat/Puma Advance	Momentum	MCPA Ester or 2,4-D Ester	WildCat/Puma Advance			Do not mix with Refine SG
Varro	Refine SG	Varro	Momentum	MCPA Ester or 2,4-D Ester		

Application Tips

Best results are obtained when Momentum is applied to actively growing weeds in the seedling stage and when Canada thistle is between 10 cm and up to but not including the early bud stage. Poor weed control may result under cool or dry conditions. Recommended boom height must be 60 cm or less above the crop or ground.

How it Works

Momentum is comprised of chemistries from the Group 4 herbicide group. When applied, it will move within the plant to control exposed and underground plant tissue. It mimics naturally occurring plant hormones and controls weeds by disrupting normal plant growth patterns. Symptoms include twisting of stems and swollen nodes.

Expected Results

Weeds will start to twist shortly after being sprayed. The plants will continue to twist and bend, stop growing and eventually turn brown and die. When applied to more difficult to control weeds such as Canada thistle and wild buckwheat, the plants will stop growing but change colour more to a dark green and then yellow. Death may not occur for 14 - 21 days.

Restrictions

Rainfall: Do not apply if rain is expected within 6 hours. **Grazing:** Livestock may graze on treated crops 3 days following application. However, review all chemistries in the tank mix: follow the most restrictive label for determining when livestock can be grazed on treated crop. **Harvest:** Do not harvest the treated crop within 60 days after application. **Re-cropping:** Fields previously treated with Momentum can be seeded the following year to wheat, barley, oats and rye (not underseeded to forage legumes, clover or alfalfa), canola, flax, mustard, field peas, or fields can be summerfallowed. Seed only those crops listed in the year following treatment.

Note: do not seed field peas for at least 10 months following treatment. Very dry soil conditions following application can result in a risk of injury to field peas grown in rotation. If severe drought conditions are experienced during the months of June to August inclusive in the year of application, delay seeding field peas an additional 12 months (total

22 months following application). Contact the local Loveland Products representative or retailer for more information before seeding field peas following drought conditions in the previous year.

Environmental Precautions

Avoid contamination of aquatic systems during application as Momentum contains petroleum distillate, which is moderately to highly toxic to aquatic organisms. Observe buffer zones as outlined on the label.

To reduce surface runoff from treated areas into aquatic habitats, consider the characteristics and conditions of the site before treatment. Avoid applying this product when heavy rain is forecast.

Toxicity

Low acute toxicity. Ingested or dermal contact. LD₅₀ (rats) >5,000 mg/kg.

May cause moderate eye irritation and slight corneal injury. Brief contact may cause slight skin irritation with local redness. May cause drying and flaking of the skin. Prolonged contact may cause skin irritation with local redness.

Storage

Store at temperatures above freezing. If product is frozen, bring to room temperature and agitate before use.

MPower Good Harvest

Group 10

Formulation

Product	Company	Active ingredient	Formulation	Container size
MPower Good Harvest (PCP# 30761)	NewAgco Inc	Glufosinate-ammonium: 150 g/L	Solution	10 L, 20 L, 110 L

Crops, Staging and Rates

Used only for pre-harvest desiccation in the following crops; not to be used for seed purposes.

Crop	Stage	Rates
Lentil	40 - 60% pod colour change, (yellow to brown)	0.81 - 1.09 L/acre. Heavier rate for dense crop canopy or heavy weeds.
Potatoes	14 - 21 days before harvest	1.21 L/acre
Alfalfa (for seed)	50 - 75% pod colour change	1.09 L/acre

Weeds, Rates and Staging

As a contact herbicide, this product affects most weed species, but thorough coverage is essential to getting complete drydown.

Registered Tank Mixes

No registered tank mixes.

Application Information

How to apply: Apply with ground equipment or aircraft for MPower Good Harvest. **Water Volume:** Ground application: Minimum of 45 L/acre of water. **Air:** Minimum of 22 L/acre of water.

Application Tips

For best results, apply to emerged, young actively growing weeds. Weeds that emerge after application will not be controlled. When a rate range is given, the higher rate should be used: (1) when weed or crop growth is dense, (2) when the weeds are large and/or mature - i.e. advanced leaf stages and plant height and (3) when environmental conditions are cool and dry.

MPower Good Harvest (cont'd)**How it Works**

MPower Good Harvest is a harvest aid and desiccant and works primarily as a contact herbicide. Thorough coverage of the weeds to be controlled is essential. Absorbed by all leaf and stem surfaces, it interferes with plants' ability to detoxify ammonia. The speed of action of glyphosinate ammonium is influenced by environmental factors. At cool temperatures (below 10°C), poor moisture and low humidity, speed of action may be reduced.

Expected Results

Generally, visual symptoms appear 2 - 4 days after application.

Restrictions

Rainfall: If rainfall occurs within 4 hours of application, effectiveness may be reduced. **Grazing:** Do not graze the treated crop or cut for hay; sufficient data are not available to support such use. **Re-entry:** Do not re-enter treated areas for 24 hours after application without protective clothing as for spraying. **Re-cropping:** There are no cropping or rotational restrictions after application.

Environmental Precautions

Highly toxic to aquatic organisms and non-target terrestrial plants. Do not contaminate surface or ground water by cleaning equipment or disposal of wastes, including equipment wash water. **Runoff:** Do not allow into surface water, drains and groundwater. **Drift:** Do not apply within 15 metres of environmentally sensitive areas when applying by ground equipment. Do not apply within 30 metres of environmentally sensitive areas when applying by air.

Toxicity

Acute oral LD₅₀ (rats) = 2,000 mg/kg. No allergic potential.

Storage

Do not store below freezing. If stored for one year or longer, shake well before using.

Muster Toss-N-Go

Group 2

Formulation

Product	Company	Active ingredient	Formulation	Container size
Muster (PCP# 23569)	E.I.duPont Canada	Ethametsulfuron-methyl: 75%	Dry flowable	320 package (4 x 80 gram bags)

320 gram package (4 x 80 gram water soluble pouches will treat 26.7 - 40 acres).

Crops, Staging and Rates

Crop	Staging	Rate
Canola, including rapeseed	2 leaf to beginning of bolting	Muster: 8 g/acre or 12 g/acre
Brown condiment mustard, oriental mustard	4 leaf to late rosette stage	Muster: 8 g/acre
Sunflower	2 to 8 leaf stage (14 - 45 cm in height)	Muster: 8 gm/acre or 12 gm/acre

Must use a surfactant with Muster. Use Agral 90, or Ag-Surf, or Super Spreader.

Caution: Application prior to the 2-leaf stage of canola or 4-leaf stage of brown condiment mustard and oriental mustard (condiment and oilseed types), or to sandy soil or low soil organic matter may increase the severity of injury.

Weeds, Rates and Staging

Apply from cotyledon - 6 leaf stage.

Rate: Muster: 8 g + non-ionic surfactant: 0.2% v/v

flxweed (spring seedlings) hemp-nettle wild mustard
 stinkweed (suppression) (1 - 4 leaf) green smartweed

Rate: Muster: 12 g + non-ionic surfactant: 0.2% v/v

Above weeds plus suppression of redroot pigweed and control of stinkweed

Registered Tank Mixes

Tank mix partner	Muster + tank mix partner rate	Additional weeds controlled
Canola, brown and oriental mustard		
Assure II	Muster: 8 - 12 g/acre + Assure II: 150 - 200 mL/ acre + SureMix: 0.5 % v/v	Grassy weeds (barnyard grass, green foxtail, quackgrass, volunteer cereals, wild oats) plus Muster susceptible weeds
Canola only		
Poast Ultra	Muster: 8 - 12 g/acre + Poast Ultra II: 130 - 190 mL/ acre + Merge: 0.75 - 1.0% v/v	Grassy weeds (barnyard grass, green foxtail, quackgrass, volunteer cereals, wild oats) plus Muster susceptible weeds

E.I.duPont supports the following mixes that are not on the Muster label. Apply mixes according to the most restrictive use limitations for either product. Assure II + Lontrel, Lontrel, Lontrel + Poast. Check with each manufacturer for the products, rates and weeds they support.

Application Information

With: Apply with ground sprayers. Do not apply by air. **Water Volume:** 40 L/acre.

Application Tips

Good growing conditions enhance the activity of Muster following maximum foliar uptake and contact activity. Weed regrowth may occur in thin stands and where crops suffer from reduced vigour and under poor growing conditions. Apply before the crop canopy prevents thorough coverage of the small target weeds.

How it Works

Absorbed by foliage and roots. Inhibits cell elongation.

Expected Results

Muster is an ALS inhibitor herbicide and thus rapidly inhibits the growth of susceptible weeds; however, typical symptoms (discolouration) of dying weeds may not be noticeable for 1 to 3 weeks after application depending upon growing conditions and weed susceptibility. Degree of control and duration of effect depend on weed sensitivity, weed size, growing conditions, and spray coverage. Regrowth may occur if crop competitiveness is impaired by thin stands and/or reduced vigour or if weeds have hardened off from cold weather or drought.

Restrictions

Rainfall: Rainfall 4 - 6 hours after application may reduce effectiveness. Environmental conditions that slow the drying of Muster on the foliage, such as high relative humidity, cool air temperature or cloud cover, may increase the time required. **Grazing:** Do not graze or feed crop to livestock within 60 days of treatment. **Pre-harvest Intervals:** Do not harvest within 60 days of treatment. **Re-cropping:** Minimum interval of 10 months to seed spring wheat, durum wheat, barley, oats and flax. Minimum interval of 22 months after application to seed canola, lentils, field pea, fababeans, tame mustard, alfalfa, canaryseed, dry beans, fescue, and red clover. For all other crops perform a bioassay on the soil after 22 months to ensure no carryover damage. **Interval Prior to Planting** (months after application):

10 months	Spring wheat, durum wheat, barley, oats, flax
22 months	Canola, lentils, peas, fababeans, tame mustard, alfalfa, canary grass, dry beans, fescue, red clover
All other crops, field bioassay at 22 months.	

Wherever Muster is used on land previously treated with Ally herbicide, read the rotational guidelines on both labels and follow the label with the longest interval stated for your situation.

Muster Toss-N-Go (cont'd)**Environmental Precautions**

Muster Toss-N-Go is toxic to aquatic organisms and non-target terrestrial plants. **Runoff:** Avoid contamination of aquatic or susceptible terrestrial habitats by runoff or leaching through the use of a buffer strip between the treated area and the sensitive areas. Avoid application of this product when heavy rain is forecast. **Leaching:** The use of this chemical may result in contamination of groundwater, particularly in areas where soil pH>7, soils are permeable (e.g. sandy soil) and/or the depth to the water table is shallow.

Toxicity

Low acute toxicity. Acute oral LD₅₀ (rats) > 5,000 mg/kg.

Storage

Store in a cool, dry place.

Navius VM

Group 2, 4

Formulation

Product	Company	Active ingredient	Formulation	Container size
Navius VM (PCP# 31382)	E.I.duPont Canada	Metsulfuron-methyl: 12.6% Aminocyclopyrachlor: 39.5%	Wettable granule	1.36 kg

Crops, Staging and Rates

Industrial Non-crop Areas – rights of way, roadsides, industrial sites, fence lines and other non-crop areas.

Rate: 67.6 - 270.4 g/acre.

Weeds Controlled at 67.6 gm/ac. Mix with non-ionic adjuvant at 0.25% v/v or Merge adjuvant or Crop Oil Concentrate at 1.0% v/v.

Weeds controlled		Weeds suppressed
annual sowthistle	ox-eye daisy	lamb's-quarters
ball mustard	perennial sowthistle	toadflax
bluebur	prostrate pigweed	wild buckwheat
Canada goldenrod*	redroot pigweed	
Canada thistle	Russian thistle	
chickweed	scentless chamomille	
common groundsel	shepherd's-purse	
common tansy	spotted knapweed	
common yarrow	stinkweed	
corn spurry	stork's-bill	
cow cockle	sumac (smooth, staghorn)	
dandelion	sweet clover (white, yellow)	
diffuse knapweed	tartary buckwheat	
flixweed	volunteer canola (except Clearfield varieties)	
giant buttercup*	western snowberry	
giant hogweed* (up to 4-leaf)	white cockle	
green smartweed	wild carrot	
hemp-nettle	wild mustard	
kochia (including als-resistant)	wild rose	
lady's-thumb	yellow starthistle	
leafy spurge		
Norwegian cinquefoil*		
orange hawkweed		

*season-long control

Brush Species Controlled at 135.2 gm/ac. Mix with non-ionic adjuvant at 0.25% v/v or Merge adjuvant or Crop Oil Concentrate at 1.0% v/v.

Tree species	Maximum height
Black tupelo	< 1 metre
Balsam fir, Douglas fir, black spruce, Norway spruce, white spruce	< 2 metres
Manitoba maple (box elder), red maple, sugar maple, common sassafras, green ash, white ash, plains cottonwood, balsam poplar, black poplar, sandbar/ditchbank willow, yellow poplar, large pussy willow, tree of heaven, hackberry	< 2.5 metres
Black cherry, chokecherry, pin cherry, trembling aspen	< 3 metres

Brush Species Controlled at 202 gm/ac. Mix with non-ionic adjuvant at 0.25% v/v or Merge adjuvant or Crop Oil Concentrate at 1.0% v/v.

Tree species	Maximum height
Bitternut hickory, pignut hickory	2 metres
Black oak, northern red oak	2.5 metres

Brush Species Controlled at 270.4 gm/ac. Mix with non-ionic adjuvant at 0.25% v/v or Merge adjuvant or Crop Oil Concentrate at 1.0% v/v.

Tree species	Maximum height
Eastern white pine, Jack pine, red pine, Western white pine	< 2 metres
Balsam fir, Douglas fir, black spruce, Norway spruce, white spruce	2 - 3 metres

Application Information

Ground: low volume foliar broadcast - 202 litres spray volume per acre. Direct the spray solution to thoroughly wet the foliage of the target plants, but not to the point of runoff.

Ground: high volume foliar broadcast - use Navius VM at 135.2 to 270.4 gm/ac in enough water to make 1000 litres of spray solution; use up to 810 litres per acre.

Aerial application: fixed wing aircraft or helicopter; 12 - 20 litres spray volume per acre.

Application Tips

For best results, applications of Navius should be made when brush species and weeds are actively growing. Complete coverage of all foliage and stems is required for brush control. Applications should be made after the target species have leafed out, but before fall colouration has begun. Do not treat brush species that exceed 2.5 m in height (unless otherwise indicated) or control may be decreased. Where dense stands exist or where growth of the target species is advanced, use of the high volume foliar application method is recommended. Apply to brush species as a full coverage spray to foliage and stems using equipment that will ensure uniform coverage.

How it Works

The most noticeable symptom is a bending and twisting of stems and leaves. Other advanced symptoms include severe chlorosis, necrosis, stem thickening, growth stunting, leaf crinkling, calloused stems and leaf veins, leaf-cupping and enlarged roots.

Restrictions

Do not graze or feed forage, hay or straw from treated areas to livestock. Do not use plant material as mulch or compost, and do not apply directly on or around desirable plants. Do not use on lawns or turf. If non-crop sites treated with DuPont Navius VM herbicide are to be converted to a food, feed or fiber agricultural crop or to a horticultural crop, a field bioassay should be completed before planting the desired crop. There is a possibility of off-site movement if applied to dry, light soils. Caution is advised when using this product in areas where loss of desirable conifer or deciduous trees and/or shrubs as well as other broadleaf plants, including but not limited to, legumes and wild flowers, cannot be tolerated. Low rates of DuPont Navius VM herbicide can kill or severely injure most crops.

Navius VM (cont'd)**Environmental Precautions**

Observe buffer zones specified under **DIRECTIONS FOR USE** on the Navius VM label. **Runoff:** To reduce runoff from treated areas into aquatic or terrestrial habitats, avoid application to areas with a moderate to steep slope, compacted soil, or clay. Avoid application of this product when heavy rain is forecast. Contamination of aquatic areas as a result of runoff may be reduced by including a vegetative strip between the treated area and the edge of the water body. **Leaching:** The use of this chemical may result in contamination of groundwater, particularly in areas where soils are permeable (e.g. sandy soil) and/or the depth to the water table is shallow.

Toxicity

Acute oral LD₅₀ (rats) = > 5,000 mg/kg. TOXIC to aquatic organisms and non-target terrestrial plants including coniferous and deciduous trees.

Storage

Store product in original container only, away from other pesticides, fertilizer, food or feed.

Nortron/Etho SC

Group 6

Formulation

Product	Company	Active ingredient	Formulation	Container size
Nortron (PCP# 17293)	Bayer CropScience	Ethofumesate: 480 g/L	Suspension concentrate	10 L jug
Etho SC (PCP# 28350)	United Phosphorus Inc.			

Crops, Staging and Rates

Fall: Apply before ground freezes. Apply in a band on the soil surface.

Spring: Apply before seeding and shallowly (2.5 - 5.0 cm) incorporate or pre-emergence.

Crop	Soil type	Method of application	
		Broadcast	18 cm band/ 55 cm row
Sugar beet	Light soils	1.38 - 1.83 L/acre	0.40 - 0.64 L/acre
	Medium soils (< 3 % OM)	1.83 - 2.73 L/acre	0.64 - 0.91 L/acre
	Heavy soils (> 3% OM)	2.73 - 3.32 L/acre	0.91 - 1.13 L/acre

Weeds and Staging**Pre-emergence**

barnyard grass	lamb's-quarters	shepherd's-purse	wild buckwheat (suppression)
foxtail	purslane	volunteer barley	wild oats
kochia	redroot pigweed	volunteer oats	
lady's-thumb	Russian thistle (suppression)	volunteer wheat	

Registered Tank Mixes

Tank mixes only on medium textured soils with an organic matter content <3%. Do not use this mix on high organic soils or soils with sandy, loam sand or sandy loam soils.

Tank mix partner	Tank mix rate	Additional weeds controlled
Broadcast application		
Pyramin	Nortron/Etho: 1.47 L/acre + Pyramin: 2.12 L/acre	Pyramin susceptible weeds
18 cm band/55 cm row		
Pyramin	Nortron/Etho: 0.49 L/acre + Pyramin: 0.7 L/acre	Pyramin susceptible weeds

Application Information

With: May be applied with ground equipment. Do not apply by air. **Water Volume:** 44 - 222 litres per acre.

Application Tips

Apply Nortron before or at planting time and incorporate into the soil to a depth of 2.5 - 5.0 cm. Deeper incorporation may reduce effectiveness. Nortron may be applied pre-emergence at the time of planting or shortly after, but prior to weed emergence.

Incorporation equipment: Hooded-power or ground-driven rotary tillers, rolling cultivators and harrows are most effective for incorporating Nortron into the soil. Do not apply Nortron through soil injector shanks. All existing vegetative growth should be thoroughly worked into the soil before treatment. Do not allow spray mixture to stand in tank overnight.

How it Works

Uptake of ethofumesate occurs primarily via the emerging shoot as it passes upwards through treated soil; however, for certain broadleaf species, root uptake is more important. Ethofumesate is non-volatile, and in all cases, uptake occurs from aqueous solution.

Expected Results

Ethofumesate applied pre-plant incorporated with proper activation will normally not permit weed emergence. If emergence should occur, uptake has occurred; seedling will show loss of vigour and eventual death.

Restrictions

Rainfall: Normally 1.5 cm of rainfall is sufficient to activate Nortron. In areas where moisture can be marginal, incorporation is recommended. **Grazing:** Do not graze the treated crops or cut for hay; there are not sufficient data available to support such use. **Re-cropping:** Do not rotate with any crops other than sugar beets for 12 months after application. Thorough tillage should precede the planting of crops other than sugar beets. If crop is lost due to climatic or soil conditions following application of Nortron, do not plant crops other than sugar beets in Nortron-treated land during the same season.

Do not retreat field with Nortron. Wheat and barley may be injured if planted following a dry sugar beet year.

Environmental Precautions

Nortron/Etho SC is toxic to aquatic organisms and non-target plants. Observe buffer zones of 1 metre for aquatic habitats and 2 meters for sensitive terrestrial habitats. Do not apply directly to water, and do not contaminate surface or groundwater by cleaning of equipment or disposal of wastes.

Runoff: Avoid runoff from treated areas into aquatic habitats.

Toxicity

Moderate to low acute toxicity. Acute oral LD₅₀ (rats) > 2,100 mg/kg. Causes eye or skin irritation.

Storage

Do not use or store near heat or open flames. Store Nortron in a cool place, above 0°C.

Nuance/MPower X/Inferno WDG

Group 2

Formulation

Product	Company	Active ingredient	Formulation	Container size
Nuance (PCP# 29468)	Cheminova	Tribenuron-methyl: 75%	Water dispersible granule	320 g
MPower X (PCP# 30964)	NewAgco Inc.			
Inferno WDG (PCP# 30838)	Arysta LifeScience			

Nuance/MPower X/Inferno WDG are purchased alone but must be used in a mix with either 2,4-D ester or glyphosate.

Crops, Staging and Rates

Crop	Stage	Rate**
Barley* Wheat (including durum)*	Full 3-leaf stage to just before the flag leaf (shot blade)	Nuance: 4 grams/acre + 2,4-D ester LV 700: 250 mL/acre. Note: Do not add a surfactant.
Summerfallow	Winter annuals: fall rosettes and spring seedlings. Summer annuals: emergence, up to the early flowering	

* Do not apply to barley and wheat underseeded to legumes or grasses. ** Do not apply Nuance, Inferno or MPower X alone. Always add 2,4-D LV ester or glyphosate.

Weeds and Staging

Apply to young, emerged actively growing weeds that are less than 10 cm tall or across and before the crop canopy closes.

Nuance/MPower X/Inferno WDG + 2,4-D LV ester 700

annual sunflower	kochia	Russian thistle	wild mustard
ball mustard	lamb's-quarters	shepherd's-purse*	wild radish
Canada thistle (top growth)	narrow-leaved hawk's-beard*	stinkweed*	wormseed mustard
cow cockle	prickly lettuce	sweet clover	
flixweed*	redroot pigweed	thyme-leaved spurge	
hare's-ear mustard	Russian pigweed	tumble mustard	
indian mustard		wild buckwheat** (1 - 3 leaf)	

* Fall rosettes and spring seedlings ** Suppression

Registered Tank Mixes

Tank mix partner	Nuance/MPower X/Inferno WDG + tank mix partner rate	Additional weeds controlled
Barley and wheat (including durum)		
Assert*	Nuance/MPower X/Inferno WDG : 4 g/acre + 2,4-D ester LV 700: 250 mL/acre + Assert: 525 - 648 mL/acre	All weeds controlled by Nuance and 2,4-D plus wild oats
Puma¹²⁰ Super**, Cougar 120 EC	Nuance/MPower X/Inferno WDG : 4 g/acre + 2,4-D LV 700 ester: 250 mL/acre + Puma ¹²⁰ Super/Cougar 120 EC: 156 mL/acre	All weeds controlled with Nuance and 2,4-D plus green foxtail (1 - 6 leaf stage)
Spring wheat and barley (excluding durum)		
Banvel II***	Nuance/MPower X/Inferno WDG : 4 g/acre + 2,4-D ester LV 700: 250 mL/acre + Banvel II: 45 mL/acre	All weeds controlled by Nuance and 2,4-D plus Group 2 resistant kochia

Tank mix partner	Nuance/MPower X/Inferno WDG + tank mix partner rate	Additional weeds controlled
Summerfallow and pre-seed		
Glyfos	Nuance/MPower X/Inferno WDG : 4 g/acre + 0.3 - 0.5 L/acre of Glyfos, Cheminova Glyphosate, Roundup Transorb, and Touchdown iQ. Use .336L/acre of Roundup Weathermax	See glyphosate listing for additional weeds controlled
Cheminova Glyphosate		
Roundup Transorb		
Roundup Weathermax		
Touchdown iQ		

* Use the low rate of Assert when the majority of wild oats are in the 1 - 3 leaf stage and the higher rate if wild oats are in the 4-leaf stage. Apply when the crop is in the full 3-leaf stage. **Apply from the full 3-leaf stage to the 6-leaf + 3 tiller stage of wheat (including durum) and the full 3-leaf stage to the 5-leaf + 2 tiller stage of barley. For green foxtail control, apply at the 1-6 leaf (up to emergence of the 3rd tiller) stage. ***Apply the tank mix from the full 3-leaf stage to the 6-leaf + 3 tiller stage of wheat (excluding durum) and barley and to kochia plants that are 2.5 - 10 cm in height.

Application Information

With: Apply with ground equipment. Do not apply by air. **Water Volume:** 40 L/acre.

Application Tips

Wild oat herbicides require a 4 - 5 day interval before or after an application of Nuance/MPower X/Inferno WDG. Effectiveness may be reduced if spray mixture remains in tank for more than 24 hours. When tank mixed with Assert, apply within 12 hours of mixing.

How it Works

Absorbed by foliage and roots, inhibits cell elongation.

Expected Results

Nuance/MPower X/Inferno WDG stops growth of susceptible weeds immediately. However, typical symptoms (discolouration) of dying weeds may not be noticeable for 1 - 3 weeks after application, depending on growing conditions and weed susceptibility. Degree of control and duration of effect depend on weed sensitivity, weed size, spray coverage and growing conditions. Favorable growing conditions following treatment promote the activity of Nuance/MPower X/Inferno WDG while cold, dry conditions delay the activity.

Restrictions

Rainfall: Nuance/MPower X/Inferno WDG requires 4 - 6 hours of dry weather to be absorbed by weed foliage.

Grazing: Do not graze or feed to livestock within 30 days of application. **Re-cropping:** A minimum of 2 months should be left between the application of this product and harvest or seeding of the next crop. The following crops can be seeded two months after application: canola, flax, lentils, and alfalfa.

Environmental Precautions

There is no available data on the product itself. However, the product should not be allowed to enter drains or watercourses or be deposited where it can affect ground or surface waters. The active ingredient, tribenuron-methyl technical, is considered to be toxic to many plants and non-toxic to fish, aquatic invertebrates, soil micro- and macro-organisms, birds, mammals and insects.

Toxicity

Low to moderate oral toxicity. Acute oral LD₅₀ (rats) => 2,000 mg/kg. Low to moderate dermal toxicity. May irritate eyes, nose, throat and skin.

Storage

Store in a cool dry place.

OcTTain XL

Group 4

Formulation

Product	Company	Active ingredient	Formulation	Container size	Acres to treat per package
OcTTain XL (PCP# 30077)	Dow AgroSciences	Fluroxypyr 90 g/L + 2,4-D ester: 360 g	EC	2 x 9 L 108 L 576 L bulk	40 acres (case) 240 acres 1280 acres

1 case will treat 40 acres, 108 L bulk treats 240 acres, and 576 L will treat (1280 acres)

Crops, Staging and Rates

Cereals: 4 - flag leaf stage

Seedling and established grasses (seed production only): 2 - 4 leaf stage. Rate: 450 mL/acre.

barley	meadow bromegrass*	crested wheatgrass*	smooth bromegrass*
creeping red fescue*	spring wheat	intermediate	tall fescue*
durum wheat	timothy*	wheatgrass*	winter wheat**

* Registered under the User Requested Minor Use Registration. Dow AgroScience assumes no responsibility with respect to performance and/or crop tolerance. **Apply to winter wheat in the spring from the 3 tiller stage, to just before the flag leaf stage.

Weeds Controlled or Suppressed**

Weed stage: 2 - 4 leaf stage, unless otherwise noted

bluebur	field horsetail*	plantain	stinkweed
burdock	goat's-beard	prickly lettuce	sunflower (annual)
canola (volunteer)	hemp-nettle* (2 - 6 leaf stage)	ragweed	vetch
chickweed* (suppressed up to 8 cm)**	hoary cress**	redroot pigweed (suppressed)	wild buckwheat (1 - 8 leaf)
cleavers (1 - 8 whorls)	kochia*	round-leaved mallow	wild radish
clovers (sweet)	lamb's-quarters	(1 - 6 leaf)	volunteer flax (1 - 12 cm)
cocklebur	mustards (except green tansy, dog and grey tansy)	shepherd's-purse	
flixweed	perennial sow thistle (suppressed)	stork's-bill (1 - 8 leaf)	

* Including biotypes resistant to Group 2 herbicides that inhibit ALS/AHAS enzymes

** Top growth control only.

Weeds controlled with the addition of 80 ml/acre of 2,4-D ester herbicide (equivalent to 0.2 L/ha of 2,4D LV 700)

annual sow-thistle (suppression)	docks	lady's-thumb	Russian thistle
blue lettuce (top growth)	field bindweed (top growth)	leafy spurge (top growth)	smartweed
Canada thistle (top growth)	field peppergrass	oak-leaved goosefoot	tansy
common chickweed* (up to 8 cm)	gumweed	perennial sow-thistle (top growth) (suppression)	
dandelion (spring rosettes)	hairy galinsoga	redroot pigweed	
dog mustard	hedge bindweed		

* Including biotypes resistant to Group 2 herbicides that inhibit ALS/AHAS enzymes

Registered Tank Mixes

Herbicide tank mix partner	Crops registered	Rate of herbicide tank mix partner	Adjuvant rate
Achieve Liquid*	Barley, spring wheat, durum wheat	0.2 L/acre	Turbocharge: 0.5% v/v
Everest	Spring wheat, durum wheat	17.4 g/acre	Agrol 90 or Ag Surf: 0.25% v/v
Horizon**, Signal, Foothills	Spring wheat, durum wheat	93 mL/acre	Score: 0.8% v/v

Herbicide tank mix partner	Crops registered	Rate of herbicide tank mix partner	Adjuvant rate
Assert SC	Barley, spring wheat, durum wheat	0.53 - 0.65 L/acre	Acidulate
Puma¹²⁰ Super	Spring and durum wheat	0.16 - 0.31 L/acre	None required
Simplicity	Spring and durum wheat	0.2 L/acre	None required
Simplicity ***	Spring and durum wheat	0.15 L/acre	None required

* Do not apply this tank mix prior to the 4-leaf stage of the cereal crop as temporary crop injury could occur, particularly in spray overlaps.

** Wild oat control may be reduced when tank mixed with OcTTain XL

*** The low rate of Simplicity + OcTTain XL is a registered use when wild oat populations are less than 75 wild oats/square metre.

Application Information

How to Apply: Ground application 20 - 40 L/acre. **Air:** water volume 12 - 20 L/acre.

Application Tips

OcTTain XL activity is influenced by weather conditions. Optimum activity requires active crop and weed growth. The temperature range for optimum activity is 8°C to 24°C. Reduced activity will occur when temperatures are below 8°C or above 27°C. Frost before application (3 days) or shortly after (3 days) may reduce weed control and crop tolerance. Weed control may be reduced during stress conditions, e.g. drought, heat or cold stress, or if weeds have initiated flowering, or if heavy infestations exist. Application before the 4-leaf stage of wheat and barley may cause severe twisting of leaves and leaf, stem and head deformities, which may reduce yield up to 10%. Do not apply later than the flag-leaf stage. Some twisting may be evident on barley. This twisting is transitory and may disappear within 3 weeks.

How it Works

OcTTain XL herbicide tank mix is non-residual. The components of OcTTain XL tank mix move within the plant to control exposed and underground plant tissue. It mimics naturally occurring plant hormones and controls weeds by disrupting normal plant growth patterns. Symptoms include twisting of stems and swollen nodes.

Expected Results

Broadleaf weeds: Weeds start to twist shortly after spraying. After twisting and bending, plants stop growing, turn brown and die.

Restrictions

Rainfall: Do not apply if rain is expected in 1 hour. **Grazing:** Do not permit lactating dairy animals to graze fields within 7 days after application. Do not harvest forage or cut for hay within 30 days after application. Withdraw meat animals from treated fields at least 3 days prior to slaughter. **Pre-harvest Intervals:** Do not harvest the treated mature crop within 60 days after application. **Re-cropping:** Fields treated with OcTTain XL herbicide tank mix can be seeded the following year to alfalfa, barley, corn, dry beans, canola, flax, forage grasses, lentils, mustard, oats, peas, potatoes, rye, soybeans, sugar beets, sunflowers, wheat or summerfallowed. Do not seed crops other than those listed above for at least one year following treatment.

Environmental Precautions

Overspray or drift to important wildlife habitats, such as ponds, wetlands, streams, woodlots and shelterbelts, should be avoided. A 15 metre buffer zone should be established between areas to be sprayed and aquatic environments or terrestrial habitats listed above.

Runoff: Under certain conditions, OcTTain XL has the potential to run off from treated areas. To reduce runoff from treated areas into aquatic habitats, consider the characteristics and conditions of the site before treatment. Site characteristics and conditions that may lead to runoff include, but are not limited to, heavy rainfall, moderate to steep slope, bare soil and poorly draining soil (e.g. soils that are compacted, fine textured, or low in organic matter such as clay). Avoid application of this product when heavy rain is forecast. Contamination of aquatic areas as a result of runoff may be reduced by including a vegetative strip (buffer zone) between the treated area and the edge of the water body.

OcTTain XL (cont'd)**Toxicity**

2,4-D has moderate acute mammalian toxicity. Acute oral LD₅₀ = technical 639 - 764 mg/kg. Fluroxypyr has very low mammalian toxicology. Acute oral LD₅₀ >2,000 mg/kg.

Storage

Store in a dry, heated area. If product is frozen, bring to room temperature and agitate before use.

Odyssey

Group 2**Formulation**

Product	Company	Active ingredient	Formulation	Container size
Odyssey (PCP# 25111)	BASF Canada	Imazamox 35% + Imazethapyr 35%	Water dispersible granules	8 x 86.5 g

One case of 8 x 86.5 gram pack treats 40 acres. One 86.5 g soluble bag treats 5 acres.

Note: Odyssey must be applied with Merge 0.5% v/v. **Note:** The surfactant is not included in the package.

Crops, Staging and Rates

Crop	Stage	Rate
CLEARFIELD canola	2 - 6 leaf stage	Odyssey: 17.2 grams/acre + Merge: 0.5% V/V (5.0 L/1,000 L spray solution)
CLEARFIELD XCEED (<i>Brassica juncea</i>)		
CLEARFIELD lentils	1 - 9 above ground nodes (1 - 9 leaf) CLEARFIELD lentil	
Field peas	1 - 6 above ground nodes (1 - 6 leaf) field peas	
Fenugreek (seed production)	1 - 4 leaf	
Alfalfa (seedling or established grown for seed)		
Bird's-foot trefoil (seed production)		
Soybean	1 - 3 true leaves	
Fababean	1 - 6 leaf stage	

Weeds, Rates and Staging

Grasses: 1 - 4 main stem leaves, until tillers are visible.

Broadleaf weeds: Cotyledons to 4 leaf stage, unless otherwise stated.

Grassy weeds

barnyard grass	volunteer barley	wild oats
green foxtail	volunteer oats	
Persian darnel	volunteer wheat (except CLEARFIELD)	

Broadleaf weeds

chickweed	redroot pigweed	volunteer tame mustard (not XCEED varieties)
cleavers (up to 4 whorls)	Russian thistle****	wild buckwheat*
flixweed	shepherd's purse	wild mustard
green smartweed	stinkweed	
hemp-nettle*	stork's bill	
kochia**	volunteer canola (non-CLEARFIELD tolerant canola only)	
lamb's-quarters***		

* Suppression in field peas and CLEARFIELD tolerant lentils ** Not controlled in CLEARFIELD lentils; suppression in field peas and CLEARFIELD canola

*** Suppression in field peas, CLEARFIELD lentils, and CLEARFIELD canola **** Suppression in CLEARFIELD lentils

Note: Prairie-wide surveys of kochia fields have found approximately 90% of kochia populations that are Group 2 herbicide resistant. Without testing to confirm, assume the kochia in your field is resistant and will not be controlled by this product alone.

Registered Tank Mixes

Tank mix partner	Odyssey + tank mix partner rate	Additional weeds controlled
CLEARFIELD canola		
Lontrel*	Odyssey: 17.3 g/acre + Lontrel: 170 - 227 mL/acre	All weeds controlled by Odyssey + Canada thistle.
CLEARFIELD canola, CLEARFIELD <i>Brassica juncea</i>, CLEARFIELD lentils and field peas.		
Equinox	Odyssey: 17.3 g/acre + Equinox: 67 - 81 mL/acre + Merge: 0.5% V/V	All weeds controlled by Odyssey + quackgrass, volunteer CLEARFIELD wheat, green foxtail, volunteer barley, volunteer wheat and wild oats. Use a higher rate for control of quack grass or when weed densities are high and overlapping.

* Apply when Canada thistle plants are actively growing. Lontrel at 169 mL/acre will provide top growth control of Canada thistle for 6-8 weeks, while the 226 mL/acre rate will provide season long control of top growth.

Application Information

With: Apply with ground equipment only. **Water Volume:** 40 L/acre.

Application Tips

Water soluble bags will dissolve better when kept intact; do not split bags. If agitation is stopped for more than 5 minutes, re-suspend spray solution by full agitation prior to commencing spraying again. Do not spray Odyssey if temperatures of +5°C or lower are forecasted within 3 days of application. Temperatures near freezing (below 5°C) will prevent optimum herbicide performance, as weeds are not actively growing. Initial transient crop yellowing may be observed after application, but this is outgrown and should not affect yield. Use 50 mesh or coarser filter screens.

How it Works

Absorbed by foliage and roots. Disrupts plant metabolism causing growth to stop. Works best under good growing conditions. Residual activity of small seeded, shallow germinating flushing weeds (not wild oats) expected until crop flowering. Moist conditions result in better residual control.

Expected Results

Susceptible weeds stop growing within 24 - 48 hours. Yellow striping and purplish or reddish discoloration of the leaves may occur. Leaves begin to die in 3 - 10 days starting with the youngest and moving to the older leaves. Death of the plant may occur in 1 - 3 weeks.

Restrictions

Rainfall: Do not apply if rain is expected in 3 hours. **Grazing:** Do not graze treated canola, CLEARFIELD XCEED canola or cut for hay; sufficient data are not available to support such uses. Field peas treated with Odyssey may be fed to livestock 30 days after application. **Pre-harvest Intervals:** After 60 days, bird's-foot trefoil, canola, field peas, fenugreek (for seed uses only) and lentils can be harvested. Only apply Odyssey once per year. **Re-cropping:** Barley, CLEARFIELD canola, canary seed, chickpeas, durum wheat, field corn, field peas, lentils (incl. CLEARFIELD lentils), oats, spring wheat and XCEED can be grown safely the year following an application. Flax, non-CLEARFIELD canola and sunflowers can be grown in the second year after an Odyssey application (e.g. if you used Odyssey in 2010, you can grow non-CLEARFIELD canola in 2012). Research studies have shown that flax, non CLEARFIELD canola and non CLEARFIELD sunflower may be safely planted two (2) years following ODYSSEY WDG Herbicide application in all regions of Western Canada except the Peace River Region of Alberta and British Columbia. In the Peace River Region, wait a minimum of 3 years and perform a field bio-assay the year prior to planting canola. For other crops, call BASF at 1-877-371-2273. Conduct a field bioassay the year before growing any crops other than those listed above. In case of crop failure, replant only to CLEARFIELD canola or field peas.

Environmental Precautions

Odyssey is highly toxic to non-target plants. A buffer zone of 14 metres is required between the downwind point of direct application and the closest edge of sensitive terrestrial or aquatic habitats. DO NOT contaminate drinking water supplies or aquatic habitats by cleaning of equipment or disposal of wastes.

Runoff: Avoid runoff from treated areas into aquatic habitats.

Odyssey (cont'd)**Toxicity**

Low acute toxicity. Acute oral LD₅₀ (rats) = 5,000 mg/kg. Non-toxic to fish, birds and bees.

Storage

Store at temperatures above 5°C. Keep unused water soluble bags in resealed, original container. Keep packages dry at all times.

Odyssey DLX

Group 1, 2

Formulation

Product	Company	Active ingredient	Formulation	Container size
Odyssey (PCP# 25111)	BASF Canada	Imazamox 35% + Imazethapyr 35%	WDG	8 x 86.5 g
Equinox (PCP# 27603)		Tepraloxymid: 200 g/L	EC	2.67 L jug
Merge (PCP# 24702)		Surfactant blend: 50%		8.1 L jug

One case treats 40 acres. **Note:** The Merge surfactant is included in the package.

Crops, Staging and Rates

Crop	Stage	Rate
CLEARFIELD lentils	1 - 9 above ground nodes (1 - 9 leaf) CLEARFIELD lentil	Odyssey: 17 g/acre + Equinox EC: 67 mL/acre + Merge: 0.5% v/v (5.0 L/1,000 L spray solution).
Field peas*	1 - 6 above ground nodes (1 - 6 leaf)	
CLEARFIELD Canola	2 - 6 leaf stage	
CLEARFIELD XCEED canola	2 - 6 leaf stage	

Weeds and Staging

Grasses: Barnyard grass and Persian darnel: 1 - 4 main stem leaves, until tillers are visible.

Green foxtail, Wild oats, Volunteer cereals - Grasses: 1 - 6 main stem leaves, including 2 tillers.

Broadleaf weeds: Cotyledons to 4 leaf stage, unless otherwise stated.

Grasses

barnyard grass	Persian darnel	volunteer wheat (including CLEARFIELD varieties)
green foxtail	volunteer barley	wild oats
Japanese brome (spring seedling 1 - 4 leaf)	volunteer oats	

Broadleaf weeds

chickweed	redroot pigweed	volunteer tame mustard (not XCEED varieties)
cleavers (up to 4 whorls)	Russian thistle****	wild buckwheat*
flixweed	shepherd's purse	wild mustard
green smartweed	stinkweed	
hemp-nettle*	stork's bill	
kochia**	volunteer canola (non-imazethapyr tolerant canola only)	
lamb's-quarters***		

* Suppression in field peas and imazethapyr and imazamox tolerant lentils ** Note: 90% of surveyed fields in Alberta have Group 2 herbicide resistant kochia. Assume kochia in your field is resistant and another herbicide group will need to be used to control kochia. Not controlled in CLEARFIELD lentils; suppression in field peas and CLEARFIELD canola *** Suppression in field peas, CLEARFIELD lentils, and CLEARFIELD canola **** Suppression in CLEARFIELD lentils.

Registered Tank Mixes

None registered.

Application Information

With: Apply with ground equipment only. **Water Volume:** 40 L/acre.

Application Tips

Water soluble bags will dissolve better when kept intact; do not split bags. If agitation is stopped for more than 5 minutes, re-suspend spray solution by full agitation prior to commencing spraying again. Do not spray Odyssey DLX if temperatures of +5°C or lower are forecasted within 3 days of application. Temperatures near freezing (below 5°C) will prevent optimum herbicide performance, as weeds are not actively growing. Apply when weeds are small and actively growing, soil moisture is good and the crop is small enough to permit through spray coverage. During periods of stress, plants are not actively growing and reduced weed control or crop injury may result. When grasses are stressed due to drought, flooding, hot or prolonged cool temperatures (15°C or less) or coverage is inadequate, unsatisfactory control may result. Initial transient crop yellowing may be observed after application, but this is outgrown and should not affect yield. Use 50 mesh or coarser filter screens.

How it Works

Absorbed by foliage and roots. Disrupts plant metabolism causing growth to stop. Works best under good growing conditions. Residual activity of small seeded, shallow germinating flushing weeds (not wild oats) expected until crop flowering. Moist conditions result in better residual control.

Expected Results

Odyssey causes susceptible weeds to stop growing within 24 - 48 hours. Yellow striping and purplish or reddish discoloration of the leaves may occur. Leaves begin to die in 3 - 10 days starting with the youngest and moving to the older leaves. Death of the plant may occur in 1 - 3 weeks. Equinox is a systemic herbicide that causes growth to cease within 48 hours. Young leaves will turn yellow within 5 - 10 days; some grasses will then turn reddish. Necrotic spots will form on grass leaves.

Restrictions

Rainfall: Do not apply if rain is expected within 3 hours. **Grazing:** Do not graze treated peas 60 days after application. **Pre-harvest Intervals:** After 60 days, field peas, CLEARFIELD canola and CLEARFIELD lentils can be harvested. **Re-cropping:** Barley, CLEARFIELD canola, canary seed, chickpeas, durum wheat, field corn, field peas, lentils (incl. CLEARFIELD lentils), oats, and spring wheat can be grown safely the year following an application. Flax, non-CLEARFIELD canola and sunflowers can be grown in the second year after an Odyssey application (e.g. if you used Odyssey in 2010, you can grow non-CLEARFIELD canola in 2012). Research studies have shown that flax, non CLEARFIELD canola and non CLEARFIELD sunflower may be safely planted two (2) years following ODYSSEY WDG Herbicide application in all regions of Western Canada except the Peace River Region of Alberta and British Columbia. In the Peace River Region, wait a minimum of 3 years and perform a field bio-assay the year prior to planting canola. For other crops, call BASF at 1-877-371-2273. Conduct a field bioassay the year before growing any crops other than those listed above. In case of crop failure, replant only to CLEARFIELD canola or field peas.

Environmental Precautions

Odyssey is highly toxic to non-target plants. A buffer zone of 14 metres is required between the downwind point of direct application and the closest edge of sensitive terrestrial or aquatic habitats. DO NOT contaminate water supplies or aquatic habitats by application or cleaning of equipment or disposal of wastes.

Runoff: Avoid runoff from treated areas into aquatic habitats.

Toxicity

Low acute toxicity. Acute oral LD₅₀ (rats) = 5,000 mg/kg. Non-toxic to fish, birds and bees.

Storage

Store at temperatures above 5°C. Keep unused water soluble bags in resealed, original container. Keep packages dry at all times.

Odyssey Ultra

Group 1, 2

Formulation

Product	Company	Active ingredient	Formulation	Container size
Odyssey Ultra A (PCP# 31353)	BASF Canada	Imazamox 35% + Imazethapyr 35%	WDG	8 x 86.5 g
Odyssey Ultra B (PCP# 31354)		Sethoxydim: 450 g/L	EC	6.16 L jug
Merge (PCP# 24702)		Surfactant blend: 50%		8.1 L jug

One case treats 40 acres.

Note: The Merge surfactant is included in the package.

Crops, Staging and Rates

Crop	Stage	Rate
CLEARFIELD lentils	1 - 9 above ground nodes (1 - 9 leaf) CLEARFIELD lentil	Odyssey Ultra A: 17 g/acre + Odyssey Ultra B: 154 mL/acre + Merge: 0.5% v/v (5.0 L/1,000 L spray solution)
Field pea	1 - 6 above ground nodes (1 - 6 leaf)	
CLEARFIELD Canola	2 - 6 leaf stage	
CLEARFIELD XCEED canola	2 - 6 leaf stage	

Weeds and Staging

Grasses: 1 - 6 main stem leaves, including 2 tillers.

Broadleaf weeds: Cotyledons to 4 leaf stage, unless otherwise stated.

Grasses

barnyard grass	Persian darnel	volunteer corn
crabgrass	volunteer barley, oats and wheat (incl. CLEARFIELD varieties)	wild oats
green foxtail	fall panicum	
yellow foxtail	quackgrass (suppression 2-5 leaf) witchgrass	

Broadleaf weeds

chickweed	redroot pigweed	volunteer tame mustard
cleavers (up to 4 whorls)	Russian thistle****	(not XCEED varieties)
flixweed	shepherd's purse	wild buckwheat*
green smartweed	stinkweed	wild mustard
hemp-nettle*	stork's bill	
kochia**	volunteer canola (non-CLEARFIELD canola only)	
lamb's-quarters***		

* Suppression in field peas and CLEARFIELD lentils ** Note: 90% of surveyed fields in Alberta have Group 2 herbicide resistant kochia. Assume kochia in your field is resistant and another herbicide group will need to be used to control kochia. Not controlled in CLEARFIELD lentils; suppression in field peas and CLEARFIELD canola *** Suppression in field peas, CLEARFIELD lentils and CLEARFIELD canola **** Suppression in CLEARFIELD lentils.

Registered Tank Mixes

None registered.

Application Information

With: Apply with ground equipment only. **Water Volume:** 40 L/acre. Use 50 mesh or coarser filter screens.

Application Tips

Water soluble bags will dissolve better when kept intact; do not split bags. If agitation is stopped for more than 5 minutes, re-suspend spray solution by full agitation prior to commencing spraying again. Do not spray Odyssey Ultra if temperatures of +5°C or lower are forecast within 3 days of application. Temperatures near freezing (below 5°C) will prevent optimum herbicide performance. Apply when weeds are small and actively growing. Initial transient crop yellowing may be observed after application, but this is outgrown and should not affect yield.

How it Works

Absorbed by foliage and roots. Disrupts plant metabolism causing growth to stop. Works best under good growing conditions. Residual activity of small seeded, shallow germinating flushing weeds (not wild oats) expected until crop flowering. Moist conditions result in better residual control.

Expected Results

Odyssey causes susceptible weeds to stop growing within 24 - 48 hours. Yellow striping and purplish or reddish discoloration of the leaves may occur. Leaves begin to die in 3 - 10 days starting with the youngest and moving to the older leaves. Death of the plant may occur in 1 - 3 weeks. Equinox is a systemic herbicide that causes growth to cease within 48 hours. Young leaves will turn yellow within 5 - 10 days; some grasses will then turn reddish. Necrotic spots will form on grass leaves.

Restrictions

Rainfall: Do not apply if rain is expected within 3 hours. **Grazing:** Do not graze treated peas 60 days after application. **Pre-harvest Intervals:** After 60 days, field peas, CLEARFIELD canola and CLEARFIELD lentils can be harvested. **Re-cropping:** Barley, CLEARFIELD canola, canary seed, chickpeas, durum wheat, field corn, field peas, lentils (incl. CLEARFIELD lentils), oats, and spring wheat can be grown safely the year following an application. Flax, non-CLEARFIELD canola and sunflowers can be grown in the second year after an Odyssey application (e.g. if you used Odyssey in 2010, you can grow non-CLEARFIELD canola in 2012). In the Peace River Region of Alberta and British Columbia, wait a minimum of 3 years and perform a field bio-assay the year prior to planting canola. For other crops, call BASF at 1-877-371-2273. Conduct a field bioassay the year before growing any crops other than those listed above. In case of crop failure, replant only to CLEARFIELD canola or field peas.

Environmental Precautions

DO NOT contaminate water supplies or aquatic habitats by application or cleaning of equipment or disposal of wastes.

Runoff: Avoid runoff from treated areas into aquatic habitats.

Toxicity

Low acute toxicity. Acute oral LD₅₀ (rats) = 5,000 mg/kg. Non-toxic to fish, birds and bees.

Storage

Store at temperatures above 5°C. Keep unused water soluble bags in resealed, original container.

Optica Trio

Group 4

Formulation

Product	Company	Active ingredient	Formulation	Container size
Optica Trio (PCP# 29662)	Nufarm UK Ltd Distributed by UAP Canada	MCPA, 160 g/L Dichlorprop-P, 310 g/L Mecoprop-P, 130 g/L	Solution	2 x 10

20 - 40 acres treated per case.

Optica Trio (cont'd)**Crops, Staging and Rates**

Crop	Staging	Rate
Wheat (spring, durum) Oats Barley Winter wheat	2 - 5 leaf stage for all crops For winter wheat, apply in spring before the crop is more than 30 cm in height leaf extended	0.5 - 1.0 L/acre

Note: Application made later than the recommended timing may result in shortening of the straw (particularly under stress conditions)

Weeds, Rates and Staging

Weeds	Rate
stinkweed, wild mustard, lambs quarters, volunteer canola	0.5 litres per acre
pigweed (redroot), common chickweed, kochia, common ragweed, wild buckwheat	0.5 - 1 litres per acre
cleavers - spray in 1 - 2 whorl stage	0.75 - 1 litres per acre
Canada thistle - top growth only	1 litre per acre

Registered Tank Mixes

Optica Trio can be tank mixed with Ladder 240 EC, Horizon 240 EC or Signal and Everest Solupak 70 DF for wild oat and green foxtail control in wheat only. Do not use these tank mixes on barley or oats.

Application Information

Use 20 - 80 litres of water per acre with ground sprayers. Do not apply by air.

Application Tips

Fill tank ½ full and add tank mix partner if applicable, then fill tank ¾ full and add Optica Trio herbicide. Maintain gentle agitation while mixing and spraying in the field.

How it Works

Optica Trio is a systemic, post emergence selective herbicide.

Expected Results

Weeds will start to twist shortly after application. Plant growth stops and plants turn brown and die.

Restrictions

Do not permit lactating dairy animals to graze treated fields within 7 days of application. Withdraw meat animals from treated fields at least 3 days before slaughter. Do not harvest forage or cut for hay with 7 days of application. Minimum plant-back interval of 30 days.

Rainfall: Optica Trio is rainfast once allowed to dry on leaves. Do not apply if rain is expected within the hour.

Re-cropping: No cropping restrictions for Optica Trio applied alone for the following crop year.

Environmental Precautions

Toxic to aquatic organisms and non-target, terrestrial plants. Observe buffer zones of 1 metre from aquatic habitats and 2 metres from sensitive terrestrial habitats.

Toxicity

MCPA: Acute oral LD₅₀ (rats) = 700mg/kg

Dichlorprop-P: Acute oral LD₅₀ (rats) = 926 mg/kg

Mecoprop-P: Acute oral LD₅₀ (rats) = 650 mg/kg

Storage

Keep from freezing.

Outlook

Group 2

Formulation

Product	Company	Active ingredient	Formulation	Container size
Outlook (PCP# 30947)	BASF Canada	Dimethenamid-P 720 g/L	Emulsifiable concentrate	2 x 9 L

Crops, Staging and Rates

Crop	Staging	Rate
Potatoes	Apply as a pre-emergent application after potato planting and before weeds emerge. Do NOT apply Outlook before planting or onto emerged potatoes – Injury may result	0.39 L/acre

Weeds, Rates and Staging

Grasses: Pre-emergent.

Broadleaf weeds: Pre-emergent.

Grassy weeds

foxtail (green, yellow and giant)
fall panicum

crabgrass (large and smooth)
old Witchgrass

barnyard grass

Broadleaf weeds

redroot pigweed (including Group 2 and 5 tolerant biotypes)

yellow nutsedge - suppression

Eastern black nightshade (including Group 2 and 5 tolerant biotypes)

Registered Tank Mixes

None.

Application Information

With: Apply with ground equipment only. **Water Volume:** 40 L/acre.

Application Tips

Apply as a pre-emergent application after potato planting and before weeds emerge. Do NOT apply Outlook before planting or onto emerged potatoes: injury may result.

How it Works

Absorbed through shoots, roots and coleoptile of sensitive germinating plants to prevent emergence.

Expected Results

Susceptible weeds do not emerge.

Restrictions

Grazing: Do not graze or feed treated crop prior to 40 days after Outlook application. **Pre-harvest Intervals:** Do not apply within 40 days of harvest. **Re-cropping:** In situations where Outlook has been applied to potato, and crop failure occurs due to adverse weather or other reasons, the replanting (re-cropping) of potato is not recommended. If replanting of a crop is necessary, field corn, sweet corn, soybeans or dry common beans may be planted. **Rotational crops:** See below the interval required between the applications of outlook and seeding of rotational crops: 100 days for cereals.

The following crops may be planted in the spring following the previous year's application of Outlook: potato, field corn, sweet corn, seed corn, soybeans, dry common beans, green onions, transplanted cabbage, peanuts. 11 months for all other crops Mineral Soils: 100 days for cereals other than corn; 11 months for all other crops not listed as a host crop on either the Outlook or Frontier Max labels.

Outlook (cont'd)**Environmental Precautions**

Toxic to aquatic organisms, non-target terrestrial plants and small wild mammals. This product contains an active ingredient and aromatic petroleum distillates that are toxic to aquatic organisms. To reduce runoff from treated areas into aquatic habitats, avoid application to areas with a moderate to steep slope, compacted soil, or clay. Avoid application when heavy rain is forecast. Contamination of aquatic areas as a result of runoff may be reduced by including a vegetative strip between the treated area and the edge of the water body. The use of this chemical may result in contamination of groundwater particularly in areas where soils are permeable (e.g. sandy soil) and/or the depth to the water table is shallow.

Toxicity

With high probability, not acutely harmful to terrestrial organisms.

Acutely toxic to fish. Acutely harmful to aquatic invertebrates.

Storage

To prevent contamination, store the product away from food or feed.

Paradigm

Group 2, 4

Formulation

Product	Company	Active ingredient	Formulation	Container size
Paradigm (PCP# 31304)	Dow AgroSciences Canada	Wettable granule	Halauxifen 20% Florasulam 20%	1.6 kg jug \$X 1.6 kg per case

Crops, Staging and Rates

Crop	Staging (Zadoks Growth Stage)	Rate
Wheat (including durum) and barley	2 leaf stage to just prior to flag leaf emergence	Paradigm at 10 g/acre plus Turbocharge or Intake surfactant at .5% V/V
Winter wheat	3 leaf stage to just prior to flag leaf emergence	

Weeds and Staging

Weeds controlled at the 1 - 8 leaf stage unless otherwise specified by the Paradigm label.

Weeds Controlled

chickweed***	smartweed (lady's thumb)	wild buckwheat
cleavers (1 - 9 whorl stage)***	stinkweed	wild mustard
redroot pigweed	volunteer flax (up to 15cm in height)	
shepherd's-purse	volunteer canola**	

Weeds Suppressed

hemp-nettle (1 - 8 leaf stage)***	sow-thistle, annual
kochia*	sow-thistle, perennial

* Light to moderate infestation (up to 150 plants/m²; up to 15 cm in height), including Group 2 resistant biotypes.

** Will not control volunteer Imidazolinone-tolerant canola (Clearfield varieties).

*** Including Group 2 resistant biotypes.

Registered Tank Mixes

In spring wheat, durum wheat, and winter wheat, annual grass or added broadleaf control.

Tank mix partner*	Product rates
Simplicity + Ag Surf or Agral	200 mL / acre + 0.25% V/V surfactant
MCPA Ester	232 ml/acre – no added surfactant required
Curtail M	600 ml/acre – no added surfactant is required

* No surfactant is required if Paradigm and Simplicity are mixed MCPA or Curtail M.

Tank mix partner*	Product rates
In spring wheat and durum wheat for annual grass control and broadleaf control	
Everest 2.0	14.6 - 29.1 mL/acre + Ag Surf or Agral at 0.25% V/V
Everest 2.0 + MCPA Ester 600	14.6 - 29.1 mL/acre+ 232 ml/acre MCPA + Ag Surf or Agral at 0.25% V/V
In spring wheat and barley for annual grass control	
Axial 100 EC*	240 mL/acre + Adigor at .28 L/acre
Axial 100 EC* + MCPA Ester 600	240 mL/acre + 232 mL/acre MCPA Ester + Adigor at .28 L/acre

* No surfactant is required for Paradigm when mixed with Axial

Application Information

How to Apply: Ground only. **Water volume:** 20 - 40 L per acre.

Application Tips

Nozzles and Pressure: Use a nozzle combination and pressure designed to deliver thorough even coverage with ASAE droplet category indicated on labels of tank mix partners. DO NOT apply with spray droplets smaller than coarse classification. Boom height must be 60 cm or less above the crop or ground.

How it Works

Paradigm is a selective post-emergence herbicide for the control of hard-to-kill annual broadleaved weeds. Paradigm must be applied early post-emergence to the main flush of actively growing broadleaved weeds. Warm, moist growing conditions promote active weed growth and enhance the activity of Paradigm by allowing maximum foliar uptake and activity. For best results, ensure thorough spray coverage of target weeds. Paradigm is a mixture of a systemic auxin-type herbicide (Group 4) and an ALS enzyme inhibitor-type herbicide (Group 2). The product controls weeds by disrupting normal plant growth patterns and/or by inhibiting production of the enzyme essential for production of certain amino acids essential for plant growth.

Expected Results

Weeds start to twist between 2 - 20 days after spraying, dependant on weather conditions and nature of weeds. Following twisting and bending, plants will turn brown and then die.

Restrictions

Rainfall: Rainfall within 1 hour of application may reduce effectiveness of the herbicide. **Grazing:** Livestock may be grazed on treated crops 7 days following application. **Re-entry:** Do not enter the treated field for 12 hours. **Pre-harvest Intervals:** Do not harvest the treated crop within 60 days after application.

Re-cropping: Fields previously treated with Paradigm can be seeded after a minimum of 10 months to spring wheat, spring barley, canola, flax, Juncea canola, field pea, oriental, brown and yellow mustard, soybeans, sunflower, or fields can be summerfallowed. Lentils can be planted 22 months after application of Paradigm.

Environmental Precautions: 1 metre buffer zone required between treated area and terrestrial and water habitats.

Toxicity

LD₅₀ (rats) > 5,000 mg/kg.

Storage

Store in original containers in a secure, dry, well ventilated storage.

Pardner/Koril/Bromotril II/Brotex

Group 6

Formulation

Product	Company	Active ingredient	Formulation	Container size
Pardner (PCP# 18001)	Bayer CropScience	Bromoxynil: 280 g/L	Emulsifiable concentrate	8 L jug
Koril (PCP# 25341)	Nufarm Agriculture	Bromoxynil: 235 g/L		9.7 L jug, 120 L drum
Bromotril II 240 EC (PCP# 28276)	ADAMA Canada	Bromoxynil: 235 g/L		9.7 L, 116.4 L
Brotex 240 (PCP# 28519)	IPCO	Bromoxynil: 240 g/L		9.7 L
Brotex 480 (PCP# 28519)	IPCO	Bromoxynil: 480 g/L		9.7 L

Crops, Staging and Rates

Check label for registered crop uses. Not all products are registered on all listed crops.

Crop	Staging	Rate/acre		
		Brotex 480	Pardner	Koril/Bromotril/Brotex
Barley, oats, spring wheat (including durum), triticale	2 leaf to early flag	244 - 284 mL	405 - 485 mL	487 - 567 mL
Winter wheat	Fall: 2 - 4 leaf. Spring: first growth to early flag leaf	244 - 284 mL	405 - 485 mL	487 - 567 mL
Corn	4 - 8 leaf	244 - 284 mL	405 - 485 mL	487 - 567 mL
Canaryseed (seed production)	3 - 5 leaf	244 mL	405 mL	487 mL
Seedling alfalfa	2 - 6 trifoliolate leaf	244 mL	405 mL	487 mL
Established alfalfa (seed production)	From time growth begins until alfalfa is 25 cm tall.	244 - 284 mL	405 - 485 mL	487 - 567 mL
Fall rye	Spring only: time growth begins to the early flag leaf stage	244 - 284 mL	405 - 485 mL	487 - 567 mL
Flax	5 - 10 cm tall	244 mL	405 mL	487 mL
Seedling grasses * (seed production)	2 - 4 leaf (establishment year only)	244 - 284 mL	405 - 485 mL	487 - 567 mL
Forage millet and sorghum	At or beyond the 4 leaf stage and less than 20 cm in height.	244 mL	405 mL	487 mL
Pearl millet** and sorghum		244 mL	405 mL	487 mL
Pre-seed burndown (zero-tillage)	Apply according to weed stage	244 mL	405 mL	487 mL

* Seedling grasses include: bromegrass, creeping fescue, meadow fescue, red fescue, orchard grass, reed canary grass, Russian wild rye, timothy, crested wheatgrass, intermediate wheatgrass, slender wheatgrass and tall wheatgrass. **Registered with Pardner and Bromotril.

Weeds and Staging

Seedlings up to 4-leaf stage

American nightshade	cocklebur	kochia (5 cm tall)	Russian thistle (5 cm tall)	wild mustard
annual smartweed	common ragweed	lady's-thumb	stinkweed	
bluebur	cow cockle	redroot pigweed*	velvetleaf (8 cm tall)	

Seedlings up to 8-leaf stage

common groundsel	tame buckwheat	volunteer buckwheat	wild mustard
lamb's-quarters	tartary buckwheat	wild buckwheat	

* Not controlled in alfalfa.

Registered Tank Mixes

Tank mix partner	Pardner* + tank mix partner rate	Additional weeds controlled
Pre-seed/Pre-plant application prior to seeding canola		
Glyphosate (present as potassium or isopropylamine salt)	Rate: Pardner: 0.4 - 0.5 L/ac + glyphosate at 448 - 1782 g ai/ha. Under adverse growing conditions or high populations of volunteer canola, the higher rate of Pardner will improve control.	Weeds controlled by glyphosate plus volunteer canola seedlings at the 1 - 4 leaf stage. DO NOT apply after seeding or crop emergence.
Spring wheat, including durum and barley (not under-seeded to legumes)		
DO NOT apply after seeding or crop emergence	Rate: Bromoxynil: 113 g active ingredient/acre + 2, 4-D: 111 - 170 g active ingredient. Timing: 4 leaf to early flag leaf	Weeds controlled by Bromoxynil plus flixweed, shepherd's purse, volunteer sunflower, and ball mustard.
Achieve Liquid + Turbocharge/ Nufarm Traloxymid (200 mL/acre) + Nufarm Tralkoxydim adjuvant 0.5% v/v	Rate: Bromoxynil: 113 g active ingredient/acre + Achieve Liquid: 200 mL/acre + Turbocharge: 0.5% V/V. Timing: 2 leaf until early flag leaf	Weeds controlled by Bromoxynil plus wild oats, volunteer oats, green foxtail foxtail, barnyard grass and Persian dandel.
Avenge	Rate: Bromoxynil: 113 - 136 g active ingredient/acre /acre + Avenge: 1.4 - 1.7 L/acre Timing: 2 leaf until 6 leaf	Weeds controlled by Pardner plus wild oats. Wild oats must be in the 3 - 5 leaf stage and broadleaf weeds in the seedling stage.
Avenge + MCPA	Rate: Bromoxynil: 113 - 136 g/acre + Avenge: 1.4 - 1.7 L/acre + MCPA: 113 - 222 g active ingredient. Timing: 2 leaf until 6 leaf	Weeds controlled by Pardner + wild oats, flixweed, shepherd's purse, scentless chamomile*, volunteer sunflower, volunteer canola, hemp-nettle, Canada thistle, perennial sow-thistle, ball mustard and wormseed mustard.
Everest + surfactant (not to be used on barley)	Rate: Bromoxynil: 113 g/acre + Everest: 17 g/acre + Agral 90 or AgSurf: 0.25 % V/V. Timing: 1-leaf to 4-leaves on main stem, plus 2 tillers.	Weeds controlled by Pardner + wild oats (including Group 1 and Group 8 resistant biotype) and green foxtail (including Group 3 resistant biotype).
Horizon + Score	Rate: Bromoxynil: 113 g/acre + Horizon: 95 - 115 mL/acre + Score: 0.8 - 1.0 % V/V. Timing: 2 leaf to flag leaf	Weeds controlled by Pardner + barnyard grass, Persian dandel, green foxtail, and volunteer cereals.
MCPA	Rate: Bromoxynil: 113 g/acre + MCPA: 111 - 222 g active ingredient/acre. Timing: 2 leaf until early flag leaf	Weeds controlled by Pardner plus flixweed, shepherd's purse, scentless chamomile*, volunteer sunflower, volunteer canola, hemp-nettle, Canada thistle, perennial sow-thistle, ball mustard and wormseed mustard.
Winter wheat		
2,4-D	Rate: Bromoxynil: 113 g/acre + 2, 4-D: 111 - 170 g active ingredient. Timing: 4 leaf to early flag leaf	Weeds controlled by Bromoxynil plus flixweed, shepherd's purse, volunteer sunflower, and ball mustard.
Achieve Liquid + Turbocharge/ Nufarm Traloxymid (200 mL/acre) + Nufarm Tralkoxydim adjuvant 0.5% v/v	Rate: Bromoxynil: 113 g/acre + Achieve Liquid: 200 mL/acre + Turbocharge: 0.5% V/V. Timing: 2 leaf until early flag leaf	Weeds controlled by Bromoxynil plus wild oats, volunteer oats, green foxtail foxtail, barnyard grass and Persian dandel.
MCPA	Rate: Bromoxynil: 113 g/acre + MCPA: 111 - 222 g active ingredient/acre. Timing: 2 leaf until early flag leaf	Weeds controlled by Pardner plus flixweed, shepherd's purse, scentless chamomile*, volunteer sunflower, volunteer canola, hemp-nettle, Canada thistle, perennial sow-thistle, ball mustard and wormseed mustard.
Oats, fall rye, canary seed, seedling forage grasses and flax		
MCPA	Rate: Bromoxynil: 113 g/acre + MCPA: 111 - 222 g active ingredient/acre.	Weeds controlled by Pardner plus flixweed, shepherd's purse, scentless chamomile*, volunteer sunflower, volunteer canola, hemp-nettle, Canada thistle, perennial sow-thistle, ball mustard and wormseed mustard.

Pardner/Koril/Bromotril II/Brotex (cont'd)

Tank mix partner	Pardner* + tank mix partner rate	Additional weeds controlled
Corn		
Atrazine	Rate: Bromoxynil: 113 g/acre/acre + MCPA: 111 - 222 g active ingredient/acre.	
Banvel II (field corn only)	Rate: Bromoxynil: 113 g/acre/acre + MCPA: 111 - 222 g active ingredient/acre.	

Application Information

With: Apply with ground equipment or by air in wheat and barley only. **Water Volume:** Corn: 80 - 120 L/acre. All other crops: 40 L/acre. Air: wheat and barley 8 L/acre.

Application Tips

Avoid spraying crops during adverse growing conditions, especially drought, high temperatures (over 29° C) or in high humidity.

How it Works

A contact herbicide so good coverage is essential. Inhibits respiration and photosynthesis causing death.

Expected Results

Weeds turn brown and die within 3 - 5 days - more rapid under good growing conditions and when applied to seedling weeds. Poor results can be expected if weeds past 4 leaf stage, poor spray coverage or lower than recommended rate used. Injury to corn may occur if under stress.

Restrictions

Rainfall: Rainfall within 2 hours of application may reduce weed control. **Grazing:** Wheat, barley, oats and seedling alfalfa - Do not use treated crops for grazing of livestock or green feed until 30 days after application. Do not cut treated crops for forage until 30 days after application. **CAUTION:** Do not graze other treated crops or cut for feed unless specified above; sufficient data are not available to support such use. **Re-cropping:** None.

Environmental Precautions

Bromoxynil is moderately to highly toxic to aquatic organisms and non-target terrestrial plants. Avoid contamination of aquatic systems during application.

Runoff: Avoid contamination of aquatic areas as a result of runoff.

Toxicity

Moderate to high oral toxicity. Acute oral LD₅₀ (rats) = 368 mg/kg. Very toxic to fish. Intake of a large dose may cause convulsions, sudden collapse and coma. Can be absorbed through the skin.

Storage

Pardner/Koril/Bromotril/Brotex formulations will solidify at temperatures below -20°C, but will be usable again at temperatures above 0°C.

Permit

Group 2

Formulation

Product	Company	Active ingredient	Formulation	Container size
Permit (PCP# 31210)	Gowan Canada	72.6% halosulfuron-methyl	WDG	567 g

Crops, Staging and Rates

Crop	Staging, rate and comments
Beans	Pre-emergent (surface): 14.2 - 19 g/acre after seeding but prior to soil cracking. Post-emergent: Apply 2 to 4 trifoliolate leaves, prior to flowering. Maximum 1 application per year.
Corn (sweet, popcorn) Corn (field)	Apply 19 - 28.3 g/acre up to 10 - 12 leaf stage. A second application of 19 g/acre may be applied with drop nozzles, avoiding the whorl. Maximum 2 applications per year. Apply 19 - 37.6 g/acre up to 10 - 12 leaf stage. A 2 nd application of up to 37.6 g/acre may be applied with drop nozzles. Maximum 2 applications per year.
Proso millet	Apply 14 - 19 g/acre from the 2 leaf up to prior to head emergence. Maximum 1 application per year.

Weeds Controlled

Weeds controlled from the 3 leaf stage. Refer to label for maximum leaf stage of individual weeds.

Weed controlled at 14 - 19 g/acre	Weeds controlled at 28.3 - 37.6 g/acre
Annual sunflower, Canada fleabane, cocklebur, common chickweed, common groundsel, corn spurry, creeping yellowcress, hairy galinsoga, northern willowherb, lamb's quarter, broadleaf plantain, prickly lettuce, purslane*, common ragweed, redroot and smooth pigweed, round-leaved mallow, shepherd's purse, smartweed, wild mustard, wild radish, velvetleaf, yellow nutsedge	Weeds to the left plus hedge bindweed, common milkweed*, horsetail*

* Applications to emerged weeds require the addition of a non-ionic surfactant with 80% or greater active ingredient content at the lowest labelled rate for the surfactant regardless of crop stage.

Registered Tank Mixes

Dry beans: Eptam 1.72 - 2.12 L/acre at pre-emergent stage only. Requires incorporation.

Field corn: 2,4-D, Accent, Aatrex, Dicamba and glyphosate in glyphosate tolerant corn only.

Application Information

Adding ingredients in the correct order is critical for optimum performance. Check labels of both products to be mixed for directions.

Application Tips

Do not apply by air. **Water Volume:** Minimum 40 to 55 L per acre. Use the higher volume when there is a heavy crop canopy or weeds are at an advanced stage.

How it Works

Halosulfuron is a Group 2 herbicide that is absorbed by the foliage and roots, readily translocated throughout the plant and inhibits cell division. Symptoms on dying weeds may not be noticeable for 1 to 3 weeks after application depending on weed sensitivity, weed size, growing conditions and spray coverage.

Restrictions

Rainfall: Activity of foliar applications may be reduced if rainfall or irrigation occurs within 4 hours. Pre-emergent surface applications will benefit from some rainfall, but excessive rainfall (greater than 1 inch or 2.5 cm) shortly after application may result in injury, especially when seeding is shallow. **Re-entry Interval:** Do not enter treated field for 12 hours. **Grazing:** DO NOT graze or cut corn for livestock greenfeed within 30 days of the last application. Allow 30 days for sweet corn and 65 days for popcorn or grain corn from the last application to foliage and the harvesting of silage. Proso (crown) millet may be grazed immediately after treatment. DO NOT cut proso (crown) millet for hay within 37 days of application or feed straw within 50 days of application.

Pre-harvest Interval: DO NOT harvest dry beans within 30 days of post-emergent applications. DO NOT harvest proso (crown) millet within 50 days of application. There is no pre-harvest interval indicated for grain corn.

Permit (cont'd)

Re-cropping Interval: Delay seeding the following crops for the interval indicated:

- dry common beans - no delay required
- field corn - 1 month;
- cereals (wheat barley and oats) - 2 months
- potatoes, peas forage legumes and soybeans - 1 year
- canola and sunflowers - 2 years

Environmental Precautions

TOXIC to aquatic organisms and non-target terrestrial plants. Observe buffer zones specified under DIRECTIONS FOR USE.

Toxicity:

Acute oral LD₅₀ (rats) = 1287 mg/kg.

Storage

Store in a cool, secure place. Do not store for prolonged periods in direct sunlight.

Pinnacle SG

Group 2

Formulation

Product	Company	Active ingredient	Formulation	Container size
Pinnacle SG (PCP# 30741)	E.I.duPont Canada	50% thifensulfuron methyl	Soluble granule	8 x 12 water soluble pouches

Crops, Staging and Rates

Crops	Rate (gm per acre)	Staging and specific comments
Soybeans	3.3	Apply up to 4 inches (10 cm) tall or wide. Requires addition of non-ionic surfactant such as Agral 90, Agsurf at 1 L/1,000L of spray solution. Oil surfactant blends such as Assist or Sure-Mix may be used as adjuvants.
	4.8	Requires addition of non-ionic surfactant such as Agral 90, Agsurf at 1 L/1,000 L of spray solution. Oil surfactant blends such as Assist or Sure-Mix may be used as adjuvants.

Weeds Controlled

Low rate: Lady's thumb, redroot pigweed, wild mustard.

High Rate: the previous low rate weeds plus lamb's quarters and velvetleaf (addition of 28-0-0 liquid fertilizer at 4L/100L of spray solution or 2.4 kg of 46-0-0 dry urea fertilizer may improve control of velvetleaf).

Registered Tank Mixes

Tank-mix partner	Tank mixture rates
Assure II	(0.2 L/acre) plus Sure-Mix
Basagran	(0.71 or 0.91 L/acre) plus Assist adjuvant
Basagran Forte	(0.71 or 0.91 L/acre)*
Assure II	(0.25 L/acre) plus Basagran Forte (0.71 or 0.91 L/acre) plus Sure-Mix adjuvant*

*Refer to appropriate labels for Pinnacle and adjuvant rates of application.

Application Information

How to Apply: Apply with ground equipment. **Water volume:** Ground sprayers - 45 L/acre.

Application Tips

Maximum 40 psi (275 kPa) when using conventional flat fan nozzles. Pinnacle applied to crops that have been under stress before application may result in crop injury. Stress conditions within 3 days of application may also result in crop injury. Weeds under stress conditions at time of application may not be adequately controlled. Injury symptoms can be crop discoloration (yellowing, purpling or reddening) or stunting.

How it Works

Pinnacle rapidly stops growth of susceptible weeds. However, typical symptoms (discoloration) of dying weeds may not be noticeable for 1 to 3 weeks after application, depending on growing conditions and weed susceptibility.

Restrictions

Rainfall: If rainfall occurs soon after application, control may be reduced. Several hours of dry weather are needed after application to allow uptake by the plants. **Grazing:** Do not graze or cut for feed. **Pre-harvest intervals:** Minimum time (PHI) between application and harvest is 60 days. **Re-entry:** Do not re-enter treated area until 12 hours after application. **Re-cropping:** Do not plant any crop other than wheat or barley for 30 days after application.

Environmental Precautions

Observe buffer zones specified under DIRECTIONS FOR USE. To reduce runoff from treated areas into aquatic habitats, consider the characteristics and conditions of the site before treatment. Site characteristics and conditions that may lead to runoff include, but are not limited to: heavy rainfall, moderate to steep slope, bare soil, poorly drained soil. Avoid application when heavy rain is forecast. Contamination of aquatic areas as a result of runoff may be reduced by including a vegetative strip between the treated area and the edge of the water body.

Toxicity

Low acute toxicity. Acute oral LD₅₀ (rats) = >5,000 mg/kg.

Storage

Store product in original container only, away from other pesticides, fertilizer, food or feed. Not for use or storage in or around the home. Keep container tightly closed and dry. Do not freeze.

Pixxaro

Group 4

Formulation

Product	Company	Active ingredient	Formulation	Container size
Pixxaro A (PCP# 31303)	Dow AgroSciences Canada	Halauxifen, methyl ester - 16.25 g/L Fluroxypyr 250 g/L	EC	1 X 4.9 L
Pixxaro B (PCP# 29622)	Dow AgroSciences Canada	MCPA Ester 600 g.a.e/L	EC	1X 9.45 L

Crops, Staging and Rates

Crop	Staging	Rate
Spring wheat (including durum), winter wheat and barley	3 leaf stage to just prior to flag leaf emergence	Pixxaro A at 125 ml/acre + Pixxaro B at 235 ml/acre (40 acres/case)

Pixxaro (cont'd)**Weeds and Staging**

Weeds controlled (up to 10 cm in height or diameter unless otherwise specified), including Group 2 resistant biotypes.

Weeds Controlled

buckwheat, wild (1 - 8 leaf)	lambs-quarters (1 - 8 leaf)	pigweed, redroot (1 - 8 leaf)
burdock (before the 4 - leaf stage)	smartweed, annual (green smartweed,	plantain, common
canola, volunteer (1 - 8 leaf)	lady's thumb) ¹	prickly lettuce
chickweed (1 - 8 leaf) *	plantain (top growth)	ragweed (common, false, giant)
cleavers (1 - 9 whorl) *	mustard, ball	shepherds-purse
cocklebur	mustard, wild	stinkweed
flax, volunteer (up to 15 cm in height)		vetch
flixweed		wild radish
hemp-nettle (1-8 leaf)		wild (annual) sunflower
kochia (up to 15cm in height) *		

¹ suppression

* Including Group 2 resistant biotypes.

Tank-mix combinations with Pixxaro co-pack for annual grass control

Tank-Mix Partner	Crops registered	Rate/ha	Adjuvant rate	Additional weeds controlled
Liquid Achieve SC	Spring and durum wheat, barley	0.5 L/ha	Turbocharge at 0.5% v/v	wild oats, green foxtail, yellow foxtail, barnyard grass, volunteer oats, Persian dandelion
Axial 100 EC	Spring wheat, barley	0.6 L/ha	Adigor at 0.7 L/ha	wild oats, green foxtail, yellow foxtail, barnyard grass, volunteer oats, volunteer canary seed, proso millet
Horizon 240EC	Spring and durum wheat	0.23 L/ha	Score at 0.8% v/v	wild oats, green foxtail, yellow foxtail, barnyard grass, volunteer oats, volunteer canary seed
Horizon NG	Spring and durum wheat	0.93 L/ha	None required	wild oats, green foxtail, yellow foxtail, barnyard grass, volunteer oats, volunteer canary seed
Puma 120 Super	Spring and durum wheat, barley	0.77 L/ha	None required	wild oats, green foxtail, yellow foxtail, barnyard grass
Puma Ad-vance	Spring and durum wheat, barley	1.02 L/ha	None required	wild oats, green foxtail, yellow foxtail, barnyard grass
Everest 2.0	Spring and durum wheat	36 - 72 mL/ha	Ag-Surf or Agral 90 at 0.25% v/v	wild oats, green foxtail, volunteer tame oats, green smartweed, wild mustard, shepherd's purse, stinkweed, volunteer canola. Consult Everest 2.0 label for rate-specific claims
Traxos	Spring and durum wheat	1.2 L/ha	None required	wild oats, green foxtail, yellow foxtail, barnyard grass, volunteer oats, volunteer canary seed, proso millet, Persian dandelion

Dow AgroSciences also supports the following mixes not listed on the Pixxaro label. Herbicides: Simplicity.

Adding ingredients in the right order is critical for optimum performance. Check labels of products to be mixed.

Application Information

How to Apply: Ground or aerial application. **Water volume:** 20 - 40 L per acre by ground sprayer, 12 L per acre by air.

Application Tips

DO NOT apply with spray droplets smaller than coarse classification. Boom height must be 60 cm or less above the crop or ground.

How it Works

Pixxaro is a systemic herbicide that moves within the plant for control of exposed and underground plant tissues. The product controls weeds by disrupting normal plant growth patterns. Symptoms of weeds include epinasty (twisting of the stems) and swollen nodes. Warm, moist growing conditions promote active weed growth and enhance the activity of Pixxaro by allowing maximum foliar uptake and activity. Weeds hardened off by cold weather or drought stress may not be adequately controlled or suppressed and re-growth may occur.

Expected Results

Weeds start to twist between 2 - 20 days after spraying, dependant on weather conditions and nature of weeds. Following twisting and bending, plants will turn brown then die.

Restrictions

Rainfall: Rainfast within 1 hour of application. **Grazing:** Livestock may be grazed on treated crops 21 days following application. **Pre-harvest Intervals:** Do not harvest the treated crop within 60 days after application. **Re-cropping:** Fields previously treated with Pixxaro can be seeded after a minimum of 10 months to spring wheat, spring barley, oats, canola, flax, field peas, mustard, or fields can be summerfallowed. Lentils can be planted 22 months after application of Pixxaro.

Environmental Precautions

For tank mixes, consult the labels of the tank-mix partners and observe the largest (most restrictive) buffer zone of the products involved in the tank mixture and apply using the coarsest spray (ASAE) category indicated on the labels for those tank mix partners.

Toxicity

Acute Oral LD₅₀ (rats) 5,000 mg/kg for Pixxaro A. Acute Oral LD₅₀ (rats) 1,793 mg/kg for Pixxaro B. Potential skin sensitizer. Warning: eye and skin irritant.

Storage

Store in original containers in a secure, dry heated storage.

Poast Ultra

Group 1

Formulation

Product	Company	Active ingredient	Formulation	Container size
Poast Ultra (PCP# 24835)	BASF Canada	Sethoxydim: 450 g/L	Emulsifiable concentrate	2 x 7.7 L jugs

Note: Merge adjuvant required for Poast alone or with any registered broadleaf herbicide.

Crops, Staging and Rates

No stage restriction.

Maximum application rate: 0.45 L/acre + Merge at 0.5% V/V

alfalfa	chickling vetch	lentils	tree and shrubs consisting of
alsike clover*	cicer milkvetch*	lupins	spruce, colorado spruce,
beans (white, kidney, pinto, adzuki, faba, lima, mung)	creeping red fescue (for seed production only)	mustard	scots pine, douglas fir,
Brussel sprouts	dry field peas	potatoes	caragana, cedar, juniper,
canola (including Roundup Ready, Liberty Link and CLEARFIELD canola)	fababeans	sainfoin*	green ash, lilac, buffalo berry,
celery	fenugreek	sunflower	sea-buckthorn, potentilla,
	flax (including low linoleic acid varieties)	sweet clover	spirea, maple, walnut
		sugar beet	

Poast Ultra (cont'd)**Maximum application rate: 0.26 L/acre + Merge at 0.5% V/V**

alsike clover**

caraway

cicer milkvetch**

coriander

dill

safflower

sainfoin**

solin

sweet clover**

Maximum application rate: 0.23 L/acre + Merge at 0.5% V/V

tame buckwheat

Maximum application rate: 0.19 L/acre + Merge at 0.5% V/V

chickpeas

* Established stand ** Seedlings only

Weeds, Rates and Staging

Weeds	Stage	Rate	
		Poast Ultra	Merge (v/v)
Barnyard grass, fall panicum, green foxtail, large crabgrass, Persian dandel, proso millet, volunteer corn, witchgrass, yellow foxtail	1 - 6 leaf	0.13 L/acre	0.5 - 1.0 %
Volunteer cereals (barley, oats, wheat), wild oats in canola, flax(low linolenic varieties) and peas	1 - 4 leaf	0.13 L/acre	
Volunteer cereals (barley, oats, wheat), wild oats (suppression)	1 - 6 leaf	0.19 L/acre	
Quackgrass suppression	2 - 5 leaf	0.19 L/acre	
Quackgrass control plus annual grasses listed above	1 - 3 leaf	0.45 L/acre	
Foxtail barley suppression plus annual grasses listed above	1 - 4 leaf	0.45 L/acre	

Note: Merge adjuvant is sold separately.

Registered Tank Mixes

Tank mix partner	Poast Ultra + tank mix partner rate	Additional weeds controlled
Canola		
Lontrel 360	Poast Ultra: 0.13 - 0.19 + Merge: 0.75 - 1.0 % V/V + Lontrel 360: 0.17 - 0.34 L/acre	Poast Ultra susceptible grassy weeds plus Canada thistle.
Muster	Poast Ultra: 0.13 - 0.19 + Merge: 0.75 - 1.0 % V/V + Muster 8 - 12 g/acre	Poast Ultra susceptible grassy weeds plus flixweed, hemp-nettle, redroot pig weed stinkweed, wild mustard.
Muster + Lontrel 360	Poast Ultra: 0.13 - 0.19 + Merge: 0.4 L/acre + Muster 8 g/acre + Lontrel 360: 0.17 L/acre	Poast Ultra susceptible grassy weeds plus Canada thistle plus above weeds.
Liberty Link canola		
Liberty 150 SN	Poast Ultra: 0.09 L/acre + Merge: 0.4 L/acre + Liberty 150 SN: 1.08 L/acre	Poast Ultra susceptible grassy weeds plus Liberty susceptible weeds.
Flax		
Buctril M	Poast Ultra: 0.13 - 0.19 + Merge: 0.75 - 1.0 % V/V + Buctril M: 0.4 L/acre	Poast Ultra susceptible grassy weeds plus Bromoxynil susceptible weeds.
Logic M	Poast Ultra: 0.13 - 0.19 + Merge: 0.75 - 1.0 % V/V + Logic M: 0.5 L/acre	
MCPA ester	Poast Ultra: 0.13 - 0.19 + Merge: 0.75 - 1.0 % V/V + MCPA ester 500: up to 0.45 L/acre	
Lontrel 360	Poast Ultra: 0.13 - 0.19 + Merge: 0.75 - 1.0 % V/V + Lontrel 360: 0.23 - 0.34 L/acre	Poast Ultra susceptible grassy weeds plus Canada thistle.
Lontrel 360 + MCPA	Poast Ultra: 0.13 - 0.19 + Merge: 0.75 - 1.0 % V/V + Lontrel 360: 0.23 - 0.34 L/acre + MCPA ester 500: 0.34 - 0.45 L/acre	Poast Ultra susceptible grassy weeds plus Canada thistle and MCPA susceptible weeds.
Field peas		
Pursuit	Poast Ultra: 0.19 L/acre + Merge: 0.4 L/acre + Pursuit: 40 mL/acre	Chickweed, stinkweed, cleavers, hemp-nettle, volunteer canola (non-CLEARFIELD), redroot pigweed, wild buckwheat, smartweed, wild mustard.

Application Information

With: Apply with ground equipment or by air. **Water Volume:** Ground: 20 - 45 L/acre. Dense foliage, heavy infestations and for quackgrass control: 45 - 80 L/acre. Air: 10 - 20 L/acre.

Application Tips

For optimum control of grassy weeds, when grasses are actively growing, there is good soil moisture and crop is small enough to permit thorough spray coverage. Grasses growing in less than ideal conditions are more difficult to control. Do not spray Poast Ultra if temperatures of +5°C or lower are forecasted within 3 days of application. Temperatures near freezing (below 5°C) will prevent optimum herbicide performance, as weeds are not actively growing. Escapes or re-tillering may occur under prolonged stress conditions or low fertility. Do not apply on grasses stressed longer than 20 days due to lack of moisture as unsatisfactory control can result.

Quackgrass Control: Apply when quackgrass is actively growing up to the 3 leaf stage (8 to 12 cm in height). Cultivation is necessary prior to spraying to stimulate even quackgrass growth and to obtain control. Where poor soil fertility (i.e., low nitrogen) exists, quackgrass control may not be satisfactory.

How it Works

Poast Ultra is a contact and a systemic herbicide. Absorbed primarily by foliage and translocated to the growing points. Inhibits formation of fatty acids in these tissues. Thorough coverage of the foliage is important for consistent grass control.

Expected Results

Susceptible grasses stop growing immediately, gradually turn yellow and then brown. The time required for complete control is normally 7 - 21 days (annual grasses). Control of quackgrass develops more slowly than control of annual grasses. Poast Ultra is translocated through the quackgrass plant to the rhizomes and kills actively growing rhizome buds, as well as above ground vegetation. Dormant rhizome buds will remain unaffected by the spray and regrowth can occur from these buds. The regrowth will not be significant until 6 - 8 weeks after treatment, depending on growing conditions, crop cultivation practices and crop competition.

Restrictions

Rainfall: Rainfall within one hour of application may reduce the weed control. **Grazing:** Do not graze the treated crop or cut for hay; sufficient data are not available to support such use. Forage legumes indicated in the label may be cut for hay provided pre-harvest intervals are followed. **Re-entry:** Do not enter or allow entry into treated areas for 12 hours.

Pre-harvest Intervals:

Crop	Pre-harvest interval	Crop	Pre-harvest interval
Alfalfa	70 days	Forage legumes*	30 days
Beans, snap	15 days	Lentils and chickpeas	65 days
Brussel sprouts	70 days	Celery	30 days
Buckwheat	85 days	Lupin	80 days
Canola	70 days	Mustard	76 days
Chickling vetch	70 days	Potato	80 days
Dry common bean	80 days	Safflower	90 days
Dry peas	60 days	Solin	86 days
Fababeans	70 days	Sunflower	105 days
Flax	60 days		

*Forage legumes includes Alsike clover, cicer milkvetch, sainfoin and sweet clover.

Re-cropping: A plant-back interval of 30 days is required for all crops other than those listed on the label.

Environmental Precautions

Poast Ultra is toxic to aquatic organisms and non-target terrestrial plants. Observe buffer zones specified on the label. Avoid contamination of aquatic systems during applications.

Runoff: Avoid runoff from treated areas into aquatic habitats.

Poast Ultra (cont'd)**Toxicity**

Low acute toxicity. Acute oral LD₅₀ (rats) = > 4,000 mg/kg.

Storage

Store product in a cool, dry place. Freezing will not reduce effectiveness.

PrePass XC

Group 2, 9

Formulation

Product	Company	Active ingredient	Formulation	Container size
PrePass XC A (PCP# 27395)	Dow AgroSciences	Florasulam SC: 50 g/L	Suspension concentrate	1.6 L jug, 4 x 12 L jug
PrePass XC B (PCP# 29652)		Glyphosate: 480 g/L	Solution	2 x 7.5 and/or 4 x 112.5 L or 450 L

Acres to Treat

PrePass XC A: 1.6 L will treat 40 acres. PrePass XC B: 2 X 7.5 L jugs will treat 40 acres or as bulk treat 1,200 acres.

Crops, Staging and Rates

Crop	Staging	Rate
Pre-seed weed burn-down	Apply prior to planting barley, oats, durum, winter and spring wheat to control emerged labelled weeds.	PrePass XC A: 40 ml/acre PrePass XC B: 375 mL/acre
Summerfallow	Apply for control of labelled weeds.	
Fall stubble applications	Apply in the fall to control annual broadleaf weeds and grasses prior to spring seeding of wheat (including durum), winter wheat, barley and oats.	

Weeds and Staging**Grasses controlled at 2 - 4 leaf stage**

downy brome
giant foxtail
green foxtail

Persian darnel
volunteer barley
volunteer wheat

wild oats

Broadleaf weeds controlled at 2 - 4 leaf stage

annual sow-thistle*
Canada fleabane**
cleavers
common chickweed
common ragweed**
dandelion: seedlings and overwintered rosettes, mature plant up to 30 cm
flixweed
hemp nettle

kochia
lady's-thumb
lamb's-quarters
narrow-leaved hawk's beard**
perennial sow-thistle*
redroot pigweed
Russian thistle
scentless chamomile
shepherd's purse

smartweed
stinkweed
volunteer canola, including Roundup Ready and CLEARFIELD
volunteer flax
wild buckwheat (1 - 5 leaf)
wild mustard

* Suppression with PrePass ** Up to 8 cm in height

Application Information:

With: Apply with ground equipment only. Do not apply by air.

Water Volume: 20 - 40 L/acre.

Application Tips

Pre-seed weed burndown/summerfallow: PrePass must be applied to emerged, actively growing weeds. Warm, moist growing conditions promote active weed growth and enhance the activity of PrePass by allowing maximum foliar uptake and contact activity. Weeds hardened off by cold weather or drought stress may not be adequately controlled or suppressed and re-growth may occur. For best results, ensure thorough spray coverage of target weeds. Reduced control may also occur when applied to weeds heavily covered in dust.

Fall stubble: Prepass can be applied until late October, but active weed growth must be present.

How it Works

PrePass A is taken up by leaves and stops growth of susceptible weeds rapidly via inhibition of the ALS enzyme. PrePass B is a non-selective systemic herbicide that moves through foliage into the roots, resulting in plant mortality.

Expected Results

Weeds susceptible to PrePass A will stop growing almost immediately. Newer leaves start to yellow and wilt, followed by a loss of green colour. Symptoms will spread to the rest of the plant with some weeds showing purpling or reddening. Under good growing conditions, complete control may occur within 7 - 10 days after application. Annual weeds susceptible to PrePass B will wilt and yellow within 2 - 4 days. Perennials will show similar symptoms within 5 - 10 days after application.

Restrictions

Rainfall: Heavy rainfall immediately after application may wash the chemical off the foliage, reducing effectiveness. Do not apply if rainfall is imminent at time of application. **Grazing:** Do not graze treated areas within 7 days of application. **Re-cropping:** Pre-seed burn-down application - Fields treated with PrePass herbicide tank mix can be seeded to barley, oats or wheat in the year of application. Summerfallow application: Fields treated with PrePass herbicide tank mix can be seeded to barley, canola, durum wheat, peas, wheat the following spring. Canola and Peas can be grown if fallow application occurred prior to August 1 in the fallow year.

Environmental Precautions

Overspray or drift to sensitive habitats should be avoided. A buffer zone of 30 metres is required near sensitive terrestrial habitats including forested areas, shelter belts, woodlots, hedgerows, and shrublands and a 5 metre buffer zone is required near sensitive aquatic habitats. Avoid contamination of aquatic habitats.

Drift: Avoid conditions and equipment that may result in spray drift.

Toxicity

PrePass has an extremely low acute toxicity. Acute Oral LD₅₀ (rats) = >5,000 mg/kg.

Storage

Store in dry, heated storage. If products are frozen, bring to room temperature and agitate before use.

Prestige XC

Group 4

Formulation

Product	Company	Active ingredient	Formulation	Container Size
Prestige XCA (PCP# 29462)	Dow AgroSciences	Fluroxypyr: 333 g/L	Emulsifiable concentrate	3.3 L or in bulk 2 x 9.9 L
Prestige XCB (PCP# 25464)		Clopyralid: 50 g/L + MCPA: 280 g/L		2 x 8.0 L. or in bulk 4 x 96 L

120-160 acres/1 drum and 2 jugs

Prestige XC (cont'd)**Crops, Staging and Rates**

Crop	Timing	Rate
Barley, canarygrass, oats, wheat, including durum and winter wheat	3 leaf stage until flag leaf emergence 3 leaf to just before flag leaf – winter wheat	Low Rate: 27 acre per case rate Prestige XC A at 0.13 L/acre plus Prestige XC B at 0.6 L/acre controls the weeds shown below.
Forage grasses (seedling or established stand) grown for seed production: Creeping red fescue, intermediate wheat grass, crested wheat grass, meadow brome grass, smooth brome grass, tall fescue, timothy	4 leaf – flag leaf stage	High Rate: 20 acre per case rate Prestige XC A at .17 L/acre plus Prestige XC B at 0.8 L/acre controls the low rate weeds plus additional weeds shown below.

Caution: Do not apply to crops underseeded with legumes.

Weeds, Rates and Staging

Apply at 2 - 4 leaf stage, unless otherwise stated

Low rate:

burdock	lamb's-quarters	vetch
Canada thistle* (low infestation)	plantain (top growth control)	volunteer flax (1 - 12 cm)
cleavers (1 - 4 whorls)	prickly lettuce	volunteer sunflower
cocklebur	ragweeds	wild buckwheat (1 - 8 leaf)
field horsetail (top growth control)	shepherd's purse	wild mustard
flixweed (rosettes only)	stinkweed	wild radish
kochia	stork's-bill ** (1 - 8 leaf)	

High rate:

annual sow thistle	hemp nettle (2 - 6 leaf)	scentsless chamomile
Canada thistle (medium to high infestation)	perennial sow thistle*	smartweed
common chickweed**, ¹ (up to 6 cm)	redroot pigweed	stork's bill
common groundsel	round-leaved mallow (1 - 6 leaf)	tartary buckwheat
dandelions (rosettes only)	Russian pigweed	volunteer canola

* Season-long control of thistle with some regrowth in the fall (top growth control) ** Suppression ¹ Including biotypes resistant to Group 2 herbicides

Registered Tank Mixes

Tank mixes	Tank mixes partner rate	Additional weeds controlled
Barley, spring wheat, including durum		
Achieve Liquid + Turbocharge	200 mL per acre + Turbocharge: 0.5 % v/v	Green foxtail, wild oats
Assert SC 300 + Acidifier	0.53 mL/acre plus acidifier	Wild oats (1 - 3 leaf stage)
	650 mL/acre plus acidifier.	Wild oats (4 leaf stage)
Puma Advance	413 mL/acre	Green foxtail, wild oats, and barnyard grass
Spring wheat, including durum		
Everest + non-ionic surfactant	17.4 g/acre+ Agral 90 or AgSurf: 0.25 % V/V	Green foxtail, wild oats
Horizon + Score	93 mL/acre + Score: 1.0 V/V	Green foxtail, wild oats
Bengal, Cordon, WildCat	156 mL/acre	Green foxtail
	312 mL/acre	Green foxtail, wild oats
Simplicity	150 - 200 mL/acre	Wild Oats, Japanese brome, downy brome (suppression), barnyard grass, yellow foxtail, green foxtail (suppression). Consult label for added broadleaf weeds.
Spring wheat and barley excluding durum		
Axial	243 mL/acre + Adigor: 283 mL/acre	Wild oats and green foxtail

Application Information

With: Apply with ground equipment or by air. **Water Volume:** 20 - 40 L/acre Ground, 12 - 20 L/acre air.

Application Tips

Prestige is a non-residual herbicide and will only control emerged weeds. Temperature range for optimum activity and control is 12°C to 24°C. Reduced activity will occur when temperatures are below 8°C or above 27°C. Frost before application (3 days) or shortly after (3 days) may reduce weed control and crop tolerance. Weed control may be reduced during stress conditions. Wet foliage at time of application may result in reduced weed control. Common chickweed control: Prestige will only control chickweed that is emerged at time of application. Chickweed plants which emerge after application will not be controlled. To improve the reduction in chickweed population at the end of season, delay the timing of application as late as possible to when the majority of chickweed plants have emerged.

How it Works

The components of Prestige tank mix move within the plant to control exposed and underground plant tissue. The herbicide mimics naturally occurring plant hormones and controls weeds by disrupting normal plant growth patterns. Symptoms include twisting of stems and swollen nodes.

Expected Results

Weeds start to twist shortly after being sprayed. After twisting and bending, plants stop growing, turn brown and die. Difficult-to-control weeds such as Canada thistle and wild buckwheat stop growing, change colour to dark green and then turn yellow. Death may not occur for 14 - 21 days. Some weak Canada thistle regrowth may occur by the end of season.

Restrictions

Rainfall: Do not apply if rain is expected within 6 hours. **Grazing:** Do not permit any grazing within 7 days after application. Do not harvest forage or cut hay within 7 days after application. Withdraw meat animals from treated fields at least 3 days before slaughter. **Pre-harvest Intervals:** Do not harvest the treated crop within 60 days after application. **Re-entry:** Do not enter treated fields 12 hours after application. **Re-cropping:** Fields treated with Prestige herbicide tank mix can be seeded the following year to barley, canola, corn, flax, forage grasses, mustard, oats, peas, rye, sugarbeets, wheat or summerfallowed. Very dry soil conditions following application can result in a risk of injury to field peas grown in the following year. If severe drought conditions are experienced during the months of June to August inclusive in the year of application (less than 140 mm rain between June 1 and August 31 or less than 175 mm rain in the whole year), delay seeding field peas an additional 12 months (22 months following application). Contact your local Dow AgroSciences representative or retailer for more information before seeding field peas following drought conditions in the previous year.

Do not seed crops other than those listed above for at least one year after treatment.

Environmental Precautions

This product is highly toxic to aquatic organisms. Avoid contamination of aquatic systems during application or cleaning. Avoid overspray or drift to important wildlife habitats, such as ponds, wetlands, streams, woodlots and shelterbelts. Observe buffer zones specified on the label.

Runoff: Use buffers to avoid contamination of sensitive aquatic and terrestrial areas. **Leaching:** The use of this chemical may result in contamination of groundwater particularly in areas where soils are permeable (e.g. sand, loamy sand and sandy loam soils) and/or the depth to the water table is shallow.

Toxicity

Prestige A: Very low mammalian toxicity. Acute oral LD₅₀ (rats) = >2,000 mg/kg.

Prestige B: Clopyralid: Very low acute mammalian toxicity. Acute LD₅₀ (rats) = >2,000.

MCPA: Moderate acute mammalian toxicity. Acute oral LD₅₀ (rats) = technical 700 - 800 mg/kg. May cause burns upon contact with skin and eyes and can be absorbed through the skin.

Storage

Store in a dry, heated area. If product is frozen, bring to room temperature and agitate before use.

Primextra II Magnum

Group 5, 15

Formulation

Product	Company	Active ingredient	Formulation	Container size
Primextra II Magnum (PCP# 25730)	Syngenta	S-Metolachlor: 400 g/L + Atrazine: 320 g/L	Flowable	1 X 14 L jug

Crops, Staging and Rates

Crop	Staging	Rate
Corn, (field, silage, sweet)	Pre-plant incorporated or pre-emergence (only if irrigated within 10 days of application)	1.2 - 1.6 L/acre

Weeds and Staging

Pre-emergence

American nightshade	fall panicum	lamb's-quarters	wild buckwheat
annual smartweed	giant foxtail	prostrate pigweed	witch grass
barnyard grass	green foxtail	purslane ¹	yellow foxtail
crabgrass	green smartweed ¹	ragweed ¹	yellow nutsedge
Eastern black nightshade	lady's-thumb ¹	redroot pigweed ¹	wild mustard ¹
		tall waterhemp	

¹ Some naturally occurring triazine tolerant biotypes of these weeds may not be controlled by Primextra II Magnum. Refer to company label for specific tank mix options.

Rate

Weed populations	Rate	Acres treated per 14 L jug
Light infestation	1.2 L/acre	11.7
Medium infestation	1.4 L/acre	10
Heavy infestation	1.6 L/acre	8.9

Caution: Do not apply to soils with less than 1% or more than 10% organic matter.

Application Information

With: Apply with ground sprayers. Do not apply by air. **Water Volume:** 60 - 120 L/acre.

Application Tips

For best results, apply Primextra II Magnum herbicide/fertilizer mixtures uniformly to the soil with properly calibrated equipment immediately after blending and incorporate according to label directions.

How it Works

Absorbed by roots and inhibits photosynthesis.

Expected Results

Weeds die at germination, or under dry conditions, die back soon after emergence.

Restrictions

Rainfall: Moderate rainfall after application will enhance activity. Heavy rainfall reduces weed control. **Re-cropping:** Follow corn with corn only.

Environmental Precautions

This product is toxic to non-target terrestrial plants and aquatic organisms. Use buffer zones to reduce the possibility of drift or damage to sensitive aquatic and terrestrial habitats.

Runoff: Do not spray if surface runoff likely to occur. **Leaching:** The use of this chemical may result in contamination of groundwater, particularly in areas where soils are permeable (e.g., sand, loamy sand and sandy loam soils) and/or the depth to the water table is shallow.

Toxicity

Very low acute mammalian toxicity. Acute oral LD₅₀ (rats) = atrazine 3,080 mg/kg, metolachlor = 2,780 mg/kg, Primextra = 4,680 mg/kg. May cause severe skin irritation and perhaps eye injury. Low toxicity to fish and birds. Intake may cause convulsions and coma.

Storage

Dry, heated storage preferred.

Princep Nine-T/Simazine 480

Group 5

Formulation

Product	Company	Active ingredient	Formulation	Container size
Princep Nine T (PCP# 16370)	Syngenta	Simazine: 90%	Water dispersible granules	5 x 5 kg bags
Simazine (PCP# 23181)	Loveland Products Canada	Simazine: 480 g/L	Flowable	2 x 10 L

Crops, Staging and Rates

Crop	Rate per acre		Staging
	Princep Nine T	Simazine 480	
Alfalfa (1 year or older)	0.45 kg	Not registered	Apply in the fall after last cutting but prior to permanently frozen ground conditions. One application per season.
Bird's-foot trefoil	0.45 kg	Not registered	For stands at least one year old, apply from September to November before permanently frozen ground conditions. Apply in year of seeding if population is at least 5 plants per 10 cm ² and if plants are at least 15 cm high.
Corn	0.6 - 1.0 kg	1.4 - 3.4 L	Apply one week prior to seeding; incorporate to a depth of 2.5 cm. Use low rate on sandy soils, and the high rate on loams and clays.
Raspberries	0.8 - 1.0 kg		Apply in early spring but not on young shoots.
Shelterbelts consisting of caragana, green ash, Siberian elm, American elm, and boxelder maple	2.0 - 2.8 kg	3.8 - 5.7 L	Apply in the fall or early spring, pre-emergent to weeds. Injury may occur to trees grown in saline soils.

Weeds and Staging

Apply prior to emergence of weeds in spring.

- | | | | |
|------------------|--------------------------------------|-------------------|----------------|
| barnyard grass | perennial species starting from seed | smartweed | yellow foxtail |
| crabgrass | purslane | volunteer clovers | |
| lamb's-quarters* | ragweed* | wild buckwheat | |
| lady's-thumb | | wild oats | |

*Some biotypes of these weeds may not be controlled by these products

Application Information

With: Apply with ground equipment only. **Water Volume:** 120 L/acre. Shelterbelts: 200 L/acre.

Princep Nine-T/Simazine 480 (cont'd)**Application Tips**

Gentle agitation required during mixing and spraying. After any break in the spray application, agitate thoroughly. Do not overlap application. Alfalfa, bird's-foot trefoil: Do not apply to same field for more than 3 consecutive years. Do not apply Gramoxone within 1 year after the Princep application.

How it Works

Acts through the roots of germinating weeds and inhibits photosynthesis, preventing emergence.

Expected Results

Weed-free ground.

Restrictions

Rainfall: Princep Nine-T requires rainfall to be activated, negligible effect on Simazine. **Grazing:** Allow 30 days between application and grazing to dairy and beef cattle and sheep, and 60 days between application and cutting for hay. **Re-cropping:** Only corn may be planted during the season of application. If rates greater than 0.8 kg/acre are used, only corn may be planted the following year. Injury may occur to succeeding crops of white beans, onions, peas, tomatoes and turnips if dry weather occurs during the year of application. Sugar beets should not be planted the year following Princep Nine-T application.

Environmental Precautions

The active ingredient, simazine, is non-toxic to birds, insects (bees), and aquatic invertebrates and slightly toxic to fish. Avoid the potential of well or surface water contamination. Do not use this product within 10 metres of the water sources.

Leaching: Simazine is a chemical that can travel (seep or leach) through soil. Use appropriate buffer zones near water bodies or when there is a shallow water table.

Toxicity

Acute oral toxicity: Practically non-toxic. Oral LD₅₀ (rats) = > 5,000 mg/kg. May be irritating to eyes and cause dermatitis.

Storage

Store in dry area; heating not required.

Priority/Spitfire

Group 2

Formulation

Product	Company	Active ingredient	Formulation	Container size
Priority	ADAMA Canada	50 g/L florasulam	Suspension Concentrate	6.4 L
Spitfire	Cheminova Canada			

Crops, Staging and Rates

Rate: 40 mL/acre + .5 L glyphosate (360g. A.I/L)

Pre-seed burn down	Apply prior to planting barley, oats or wheat to control emerged labelled weeds
Summerfallow	Apply for control of labelled weeds
Fall stubble applications	Apply in the fall to control annual broadleaf weeds and grasses prior to spring seeding of wheat (including durum) barley and oats

Must be tank mixed with Glyphosate

Weeds, Rates and Staging

Weed species	Leaf stage	Rate of glyphosate (A.I. – active ingredient)
Annual sow thistle*	2 - 4	.5 L (180 g A.I./litre)
Cleavers	2 - 4	.5 L (180 g A.I./litre)
Common chickweed	2 - 4	.5 L (180 g A.I./litre)
Cow cockle	2 - 4	
Hemp nettle*	2 - 4	.5 L (180 g A.I./litre)
Narrow leaved hawk's beard*	2 - 4	.5 L (180 g A.I./litre)
Perennial sow thistle*	2 - 4	.5 L (180 g A.I./litre)
Redroot pigweed*	2 - 4	.5 L (180 g A.I./litre)
Shepherd's purse	2 - 4	.5 L (180 g A.I./litre)
Smartweed	2 - 4	.5 L (180 g A.I./litre)
Stinkweed	2 - 4	.5 L (180 g A.I./litre)
Volunteer canola, including Roundup Ready and CLEARFIELD	2 - 4	.5 L (180 g A.I./litre)
Wild buckwheat (1-5 leaf)	2 - 4	.5 L (180 g A.I./litre)
Wild mustard	2 - 4	.5 L (180 g A.I./litre)

* Suppression.¹ Weeds controlled or suppressed with Priority but not Spitfire alone

Registered Tank Mixes

Tank mix partner (both Spitfire and Priority)	Tank mix partner rate	Additional weeds controlled (see above)
Glyphosate	330 - 500 mL/acre depending on glyphosate formulation	Weeds listed on glyphosate label
Tank mix partner with Spitfire only		
Bullwhip 240 EC	93 - 117 mL/acre	Wild oats, green foxtail, yellow foxtail, tame oats, volunteer canary seed, barnyard grass. Higher rate includes Persian dandelion
MCPA 500	283 mL/acre	Control: burdock, flixweed (spring rosettes), kochia, lamb's quarters, ball mustard, Russian pigweed, prickly lettuce, common ragweed. Suppression: Canada thistle, stork's bill, perennial sow thistle, annual sowthistle, dandelion
MCPA + Assert	283 mL + 648 mL/acre + adjuvant	Wheat and barley, wild oats
MCPA + Bullwhip	283 mL + 93 mL/acre or 117 mL/acre	Wheat: wild oats, green foxtail, yellow foxtail, tame oats, volunteer canaryseed, barnyard grass. Higher rate includes Persian dandelion
Curtail M	607 mL/acre	Canada thistle, annual sowthistle, stork's bill, lamb's quarters, perennial sowthistle, flixweed (spring rosettes only), dandelion (suppression).
Curtail M + Assert	607 mL + 648 mL/acre	Wild oats
2,4-D 600	404 mL/acre	Weeds on 2,4-D label

Application Information

With: Ground Equipment only. Do not apply by air. **Water Volume:** Ground application: 20 - 40 L/acre.

Priority/Spitfire (cont'd)**Mixing Instructions**

Mix Priority herbicide, then add chosen glyphosate.

Application Tips

Pre-seed weed burndown/summerfallow: Priority must be applied to emerged, actively growing weeds. Warm, moist growing conditions promote active weed growth and enhance the activity of Priority by allowing maximum foliar uptake and contact activity. Weeds hardened off by cold weather or drought stress may not be adequately controlled or suppressed, and regrowth may occur. For best results, ensure thorough spray coverage of target weeds. Reduced control may also occur when applied to weeds heavily covered in dust.

How it Works

Priority is taken up by leaves and stops growth of susceptible weeds rapidly via inhibition of the ALS enzyme. Glyphosate is a non-selective systemic herbicide that moves through foliage into the roots, resulting in plant mortality.

Expected Results

Weeds: Weeds susceptible to Priority will stop growing immediately. Newer leaves start to yellow and wilt, followed by a loss of green colour. Symptoms will spread to the rest of the plant with some weeds showing purpling or reddening. Under good growing conditions, complete control may occur within 7 - 10 days after application. Annual weeds susceptible to Glyphosate will wilt and yellow within 2 - 4 days. Perennials will show similar symptoms within 5 - 10 days after application.

Restrictions

Rainfall: Heavy rainfall immediately after application may wash the chemical off the foliage, reducing effectiveness. Do not apply if rainfall is imminent at time of application. **Grazing:** Do not graze treated areas within 7 days.

Re-cropping: Pre-seed burn down - fields treated with Priority/glyphosate tank mix can be seeded to barley, oats or wheat in the year of application.

Toxicity

Priority Acute Oral LD₅₀ (rats) =>5,000 mg/kg.

Storage

Store in dry, heated storage. If products are frozen, bring to room temperature and agitate before use.

Prism SG

Group 2

Formulation

Product	Company	Active ingredient	Formulation	Container size
Prism (PCP# 30057)	E.I.duPont Canada	Rimsulfuron: 25%	Dry flowable	480 g

One 480 gram package treats 20 acres.

Crops, Staging and Rates

Rate: 24 grams/acre plus non-ionic surfactant (Ag Surf or Agral 90): 0.25% v/v or 0.2 L/100 L of spray solution

Crop	Timing	Remarks
Potatoes (irrigated)	Apply prior to initiation of flowering	Delay cultivation for 7 - 10 days after application.

Note: Because potato varieties differ in their tolerance to herbicides, limit first use of Prism herbicide to a small area of each variety prior to adoption as a field practice.

Weeds and Staging

Apply to young, actively growing broadleaf weeds before the canopy closes.

Annual grasses		Perennial grasses		Broadleaf	
Barnyard grass	1 - 6 leaf stage, maximum 2 tillers	Quackgrass	3 - 6 leaf stage (< 25 cm tall, leaf extended)	Lamb's-quarters (suppression)	4 - 6 leaf stage (< 10 cm tall or across)
Fall panicum				Redroot pigweed	
Green foxtail					
Witchgrass					
Yellow foxtail					

Application Information

With: Apply with ground equipment. Do not apply by air. **Water Volume:** 40 L/acre.

Application Tips

A rapid fluctuation in temperature (greater than 20 °C difference within 24 - 36 hours) will stress the crop. For maximum crop safety, allow 48 - 72 hours for the crop to acclimatize before spraying Prism. For maximum crop safety, apply only when the temperature in the 24 hours before and after the application ranges between 5 °C and 28 °C. Crop injury may result if application is made to potatoes that have been stressed. If potatoes have been injured by frost, wait 48 - 72 hours before applying Prism herbicide.

How it Works

Prism is absorbed through the foliage and inhibits cell elongation.

Expected Result

Prism herbicide rapidly stops growth of susceptible species; typical symptoms usually appear within 5 - 7 days, but may not be noticeable for 2 - 3 weeks after application, depending on growing conditions and weed susceptibility. Warm, moist conditions following application promote the activity of Prism, while cool and/or dry conditions may reduce or delay activity. Poor results may be expected if improper mixing, timing, coverage or when weeds are under stress.

Restrictions

Rainfall: Rainfall within 2 - 4 hours of application may lessen degree of weed control. **Grazing Restrictions:** Do not graze the treated crops or cut for hay; sufficient data is not available to support such use. **Pre-harvest Intervals:** 30 days. Make only one application per year. **Re-cropping:** Barley, soybeans, white beans, red clover, sorghum, field corn, and potatoes may be planted 10 months after application. Winter wheat may be planted 4 months after application. For all other crops, a field bioassay is recommended before planting.

Environmental Precautions

Prism herbicide is toxic to aquatic organisms and non-target terrestrial plants. Observe buffer zones specified on the label.

Runoff: Avoid contamination of aquatic and sensitive terrestrial areas by using buffer zones. **Leaching:** This product may leach in coarse textured soils or where the water table is shallow.

Toxicity

Ingestion: Practically non-toxic. Acute oral LD₅₀ (rats) = > 5,000 mg/kg. Dermal toxicity. Slightly toxic.

Storage

Store in a cool, dry, well ventilated room.

How it Works

Pulsar is a systemic, post-emergence herbicide for the selective control of the above mentioned weeds. Pulsar moves within the plant to control both exposed and underground plant tissues. The product controls weeds by disrupting normal plant growth patterns. Symptoms include epinasty (twisting of the stems) and swollen nodes.

Expected Results

Weeds: Can take up to 7 - 10 days depending on weather and growing conditions. Leaves curl, leaf edges turn brown, petioles twist, plant ceases growth and turns brown and dies. **Crop:** Improper or untimely application can result in abnormal bending at the nodes of grain stalks, difficulty in head emergence from sheath, curled awns, malformed kernels and sterile florets. Under certain conditions, straw shortening may occur but yield will not be affected. **Rainfall:** Pulsar alone can be used one hour before rainfall.

Restrictions

One application per year is permitted.

Re-cropping: Fields previously treated with Pulsar can be seeded the following year to barley, canola, flax, forage grasses, lentils, mustard, oats, peas, rye or wheat or fields can be summerfallowed. **Grazing:** Do not graze cattle on treated crop, or harvest for silage until 7 days following the application of Pulsar. With tank mixes, graze or silage crop at least 12 weeks following treatment. **Pre-harvest Intervals:** 60 days after application. **Drift:** Reduce drift and buffer zones by using either individual nozzle shields or a boom shield. **Buffer zone guideline:** Terrestrial and aquatic habitats: 15 metres.

Toxicity

Dicamba: Acute oral LD₅₀ (rats) = 2,629 mg/kg. Fluoxypyr: Acute oral LD₅₀ is >2,000 mg/kg.

Storage

Does not require heated storage.

Puma¹²⁰ Super/Puma Advance/ WildCat/Bengal WB/Cordon/Vigil WB/ MPOWER Hellcat/Cougar

Group 1

Formulation

Product	Company	Active ingredient	Formulation	Container size
Puma ¹²⁰ Super (PCP# 25864)	Bayer CropScience	120 g/L fenoxaprop-p-ethyl	EC	6.2 L, 99.3 L, 312 L
Bengal WB (PCP# 29268)	MANA Canada	120 g/L fenoxaprop-p-ethyl	EC	2 x 6.2 L
WildCat (PCP# 29151)	Loveland Products	120 g/L fenoxaprop-p-ethyl	EC	12.4 L
Cordon (PCP# 29494)	Nufarm Agriculture Inc	120 g/L fenoxaprop-p-ethyl	EC	18.6 L jug
Puma Advance (PCP# 29488)	Bayer CropScience	90 g/L fenoxaprop-p-ethyl	EC	8.25 L jug, 123.8 L, 412.5 L
Vigil WB (PCP# 29273)	Interprovincial Cooperative Ltd.	120 g/L fenoxaprop-p-ethyl	EC	2 x 6.2 L,
MPOWER Hellcat (PCP# 30055)	FNA	120 g/L fenoxaprop-p-ethyl	EC	6.2 L, 99.3 L, 620 L
Cougar (PCP# 30473)	Cheminova Canada	120 g/L fenoxaprop-p-ethyl	EC	6.2 L

Puma¹²⁰ Super/Puma Advance/WildCat/Bengal WB /Cordon/Vigil WB/MPOWER Hellcat/Cougar (cont'd)

Crops, Staging and Rates

Crops	Recommended stage	Rate
Spring and durum wheat	1 - 6 leaves on main stem plus 3 tillers. (Zadoks 11-16,23)	Low rate: 271 mL/acre for Wildcat, Cordon, Vigil WB, Bengal WB, MPOWER Hellcat, Cougar and Puma Super; 412 mL/acre Puma Advance. High rate: 312 mL/acre for Wildcat, Cordon, Vigil WB, Bengal WB, MPOWER Hellcat, Cougar and Puma Super 412 mL/acre Puma Advance. Green foxtail only: 156 mL/acre for Wildcat, Cordon, Vigil WB, Bengal WB, MPOWER Hellcat, Cougar and Puma Super, 206 mL/acre for Puma Advance.
Barley ^{1,2}	1 - 5 leaves on main stem plus 2 tillers. (Zadoks 11-15,22) (1 - 6 leaf plus 3 tillers with Puma Advance)	
Perennial rye grass (seed production only)	2 - 4 leaf stage	
Meadow brome ³ (seedling and established) Grown for forage or seed production	2 - 4 leaf stage	

¹ Do not apply fenoxaprop p-ethyl alone in barley. Always tank mix with a registered broadleaf partner (except Puma Advance – however, expect some temporary crop injury on barley without a broadleaf tank mix partner). **Note:** Initial crop injury may be observed after application, but this is temporary and should not affect yield. This injury is most likely to occur when applications are made under stress conditions or when applications are made past the recommended leaf stage. Severe crop injury will occur as a result of spray overlap. ² Puma¹²⁰ Super, Puma Advance, Cordon, Cougar, MPOWER Hellcat and WildCat are registered for use in barley. Do not use Bengal WB or Vigil WB in barley. ³ Initial crop injury may be observed after application, but this is temporary and should not affect yield. Severe crop injury will occur as a result of spray overlap.

Weeds and Staging

Grassy weeds	Stage
wild oat (low infestation)	1 - 6 leaf (up to emergence of 3rd tiller)
wild oat (moderate to heavy infestation) green foxtail (wild millet) yellow foxtail barnyard grass	1 - 6 leaf (up to emergence of 3rd tiller)
green foxtail (wild millet)	1 - 6 leaf (up to emergence of 3rd tiller)

Registered Tank Mixes

Check individual labels for exact tank mix partners. Some products are registered for individual mixes not listed below.

Tank mix partner	Tank mix partner rate	Puma ¹²⁰ Super/WildCat/Cordon/Bengal WB, *MPOWER Hellcat, Cougar, IPCO Vigil WB rate (Puma Advance rate in brackets)	
		Wild oat, green foxtail, yellow foxtail, barnyard grass	Green foxtail alone
Spring wheat, durum wheat and barley			
2,4-D 600 ester	283 mL/acre	312 mL/acre (412 mL/acre)	156 mL/acre, (206 mL/acre)
2,4-D 700 LV ester	243 mL/acre		
Ally	2.0 - 3.0 g/acre		
Buctril M	405 mL/acre		
Curtail M	606 - 808 mL acre		
Dichlorprop D	708 mL/acre		
DyVel	500 mL/acre	No	156 mL/acre, (206 mL/acre)
Estoprop XT	485 mL/acre	312 mL/acre (412 mL/acre)	156 mL/acre, (206 mL/acre)
Enforcer D	0.50 L/acre	312 mL/acre (412 mL/acre)	156 mL/acre (206 mL/acre)
Enforcer M	0.50 L/acre	312 mL/acre (412 mL/acre)	156 mL/acre (206 mL/acre)

Tank mix partner	Tank mix partner rate	Puma ¹²⁰ Super/WildCat/Cordon/Bengal WB, *MPOWER Hellcat, Cougar, IPCO Vigil WB rate (Puma Advance rate in brackets)	
		Wild oat, green foxtail, yellow foxtail, barnyard grass	Green foxtail alone
Express Pack: Express + 2,4-D 700 LV	4.0 g/acre + 243 mL/acre	No	156 mL/acre, (206 mL/acre)
Frontline: Frontline A + Frontline B	40 mL/acre + 335 mL/acre	No	156 mL/acre, (206 mL/acre)
Infinity	335 mL/acre	312 mL/acre (412 mL/acre)	156 mL/acre, (206 mL/acre)
MCPA 500 amine	340 mL/acre		
MCPA 500 ester	340 mL/acre		
Prestige XC A + Prestige XC B	170 mL/acre + 800 mL/acre	(412 mL/acre)	(206 mL/acre)
Refine SG	12 g/acre	312 mL/acre (412 mL/acre)	156 mL/acre, (206 mL/acre)
Refine SG + Buctril M	4.0 g/acre + 400 mL/acre		
Refine SG + MCPA 500 ester	12 g/acre + 340 mL/acre		
Spectrum: Frontline A + Spectrum B	40 mL/acre + 600 mL/acre	No	156 mL/acre, (206 mL/acre)
Thumper	405 mL/acre	312 mL/acre (412 mL/acre)	156 mL/acre, (206 mL/acre)
Triton: Refine SG + Accord	8 g/acre + 27 g/acre	312 mL/acre (412 mL/acre)	No
Trophy: Trophy A + Trophy B	243 mL/acre + 453 mL/acre	312 mL/acre (412 mL/acre)	No
Turboprop 600	710 mL/acre		
Spring and durum wheat only		Puma ¹²⁰ Super/WildCat/Cordon/Cougar/Bengal WB/Vigil WB/MPOWER Hellcat rate (Puma Advance rates in brackets)	
Attain XC A + Attain XC B	130 mL/acre + 340 mL/acre	412 mL/acre	156 mL/acre, (206 mL/acre)
DyVel DSp	440 mL/acre	Not registered at wild oat rate	
Leader	500 mL/acre	312 mL/acre (412 mL/acre)	
Logic M	500 mL/acre		
Lontrel 360	170 mL/acre		
Lontrel 360 + MCPA 500 ester	170 mL/acre + 340 mL/acre	No	
Mecoprop-p	2.2 - 2.8 L/acre	No	

Bayer CropScience supports the following mixes that are not on the Puma Advance label. Mixable herbicides are OcTTain (in spring and durum wheat), BarricadeTilt, Momentum and Sevin XLR in spring, durum wheat and barley. Apply mixes according to the most restrictive use limitations for either product. Viterra supports the following unregistered mixes: Broadside; Retain; Propel, Pivot or Tilt on spring and durum wheat and barley. OcTTain on spring and durum wheat.

Application Information

How to Apply: Apply with ground sprayers or by air. **Water Volume:** Ground: 23 - 45 L/acre. Use higher water volume for dense canopies. Air: 13.5 L/acre.

Mixing Instructions

Use mixing instructions “c” on page 13.

Application Tips

Application beyond the 6 leaf stage in spring wheat, durum wheat or barley may result in injury. Early application is important to maintain crop safety. Initial crop injury may occur in the form of crop shortening or discoloration and

Puma¹²⁰ Super/Puma Advance/WildCat/Bengal WB /Cordon/Vigil WB/MPOWER Hellcat/Cougar (cont'd)

is more likely when fenoxaprop is applied alone and not tank mixed or is applied past the recommended leaf stage or under stressful growing conditions. Barley tends to be more susceptible to this injury than wheat. This condition is temporary and should not affect yield.

Under stressed conditions and/or heavy crop canopy, early application will result in improved grassy weed control. If another pesticide has already been applied, wait 7 days before applying Puma¹²⁰ Super/Puma Advance/WildCat/Bengal WB/Cordon/Vigil WB/MPOWER Hellcat/Cougar, or following application of Puma¹²⁰ Super/Puma Advance/WildCat/Bengal WB/Cordon/Vigil WB/MPOWER Hellcat/Cougar, a 4 day interval is required before applying another pesticide, except for those recommended on the label.

How it Works

Fenoxaprop-p-ethyl is a contact as well as systemic herbicide. It has no soil residual activity. Regions of high meristematic activity, such as root and shoot tips, are known to be affected.

Expected Results

Reduction of leaf growth and chlorosis blotching within 1 - 3 days after application. Initial development of leaf chlorosis within 5 -8 days after application and complete death within 14 - 21 days.

Restrictions

Rainfall: Do not apply if rain is expected within 1 hour after spraying. **Grazing:** Do not graze the treated crops or cut for hay within 25 days of application or harvest for grain within 65 days of application. Do not graze treated perennial ryegrass or cut for straw within 65 days of application. **Re-cropping:** No restrictions the year after application. Do not graze treated meadow brome grass or use for hay within 25 days of application.

Environmental Precautions

Fenoxzprop-p-ethyl is toxic to fish, daphnids, aquatic plants, terrestrial plants and some terrestrial invertebrates. Avoid contamination of aquatic systems during application and cleanup. Leave a 3- 10 metres buffer zone around sensitive aquatic or terrestrial habitats.

Toxicity

Moderate acute mammalian toxicity. May cause burns upon contact with skin and eyes, and it can be absorbed through the skin.

Storage

If stored for 1 year or longer, shake well before using.

Pursuit 240/MultiStar/Gladiator/ MPOWER Kamikaze/Phantom 240 SL

Group 2

Formulation

Product	Company	Active ingredient	Formulation	Container size
Pursuit (PCP# 23844)	BASF Canada	Imazethapyr: 240 g/L	Aqueous solution	3.3 L
MultiStar (PCP# 29259)	Loveland Products			
Guardzman Gladiator (PCP# 28923)	Univar			
MPOWER Kamikaze	FNA			
Phantom 240 SL	MANA Canada			

Note: Surfactant is not included in the package.

One 3.3 L container treats 39 acres.

Crops, Staging and Rates

Crop	Timing	Rate per acre
Alfalfa (newly seeded pure stand) for forage or seed production or established for seed production	Apply after the first trifoliolate leaf stage. For new stands, before the alfalfa reaches 30 cm in height for established stands.	85 mL/acre plus non-ionic surfactant such as Agral 90 or AgSurf: 0.25% v/v.
Chickling vetch/grass pea (seed production only)	Apply at the 5 -7 leaf stage.	
Dry beans (pinto, pink, red)	Up to and including the second trifoliolate leaf stage.	
Field peas	May be applied up to the sixth above-ground node stage (6 true leaves).	

Caution: Pursuit/MultiStar/Gladiator/Kamekaze/Phantom are only registered in the Black and Gray Wooded soil zones of the Prairie Provinces. Pursuit/MultiStar/Gladiator/Gladiator/Kamekaze/Phantom are NOT registered for use in the Brown and Dark Brown soil zones with the exception of dry beans and alfalfa (newly seeded pure stand for forage or seed production) under irrigation.

Weeds and Staging

Apply early post-emergence (up to and including the 4 leaf stage), unless otherwise indicated.

Field peas/chickling vetch, grass pea	Newly seeded pure stand alfalfa for forage or seed production	Dry beans (pinto, pink, red)
chickweed* cleavers* green foxtail hemp-nettle redroot pigweed shepherd's purse* smartweed stinkweed* volunteer canola wild buckwheat (suppression) wild mustard* wild oats (suppression)	common groundsel (suppression) green foxtail (suppression) green smartweed redroot pigweed (suppression) stinkweed* volunteer canola wild mustard*	hairy nightshade

* Excluding Group 2 resistant biotypes.

Registered Tank Mixes

No tank mixes registered.

Application Information

With: Ground equipment only. Do not apply by air. **Water Volume:** 40 - 160 L/acre.

Mixing Instructions

Use mixing instructions "a" on page 13.

Application Tips

Do not spray if temperatures of +5°C or lower are forecasted within 3 days of application. Temperatures near freezing (below 5°C) will prevent optimum herbicide performance, as weeds are not actively growing.

How it Works

Absorbed by foliage and roots. Disrupts plant metabolism causing growth to stop. Works best under good growing conditions.

Expected Results

Susceptible weeds stop growing within 24 - 48 hours. Yellow striping and purplish or reddish discoloration of the leaves may occur. Leaves begin to die in 3 - 10 days starting with the youngest and moving to the older leaves. Death of the plant may occur in 1 - 3 weeks.

Pursuit 240/MultiStar/Gladiator/MPower Kamikaze/Phantom 240 SL (cont'd)**Restrictions**

Rainfall: Rainfall within 6 hours of application may reduce activity. **Grazing:** Alfalfa - may be grazed or harvested for forage 14 days after application. Field peas - may be fed to livestock 30 days after application. Other crops - do not graze treated crops or cut for feed prior to crop maturity. **Pre-harvest Intervals:** Field peas and chickling vetch - do not apply within 60 days of harvesting. Alfalfa - do not harvest within 14 days after application. Beans - do not harvest within 75 days after application. **Re-cropping:** Black, Gray Wooded and Irrigated Brown soil zones: Spring wheat, CLEARFIELD canola, field peas, lentils and alfalfa may be planted the season following an imazethapyr application. Barley may be planted in the Black and Gray Wooded soil zones the season following application. For other crops, call BASF at 1-877-371-2273. Perform a field bioassay on other crops prior to planting them on a field-scale. In case of crop failure, replant only to CLEARFIELD canola or field peas the year of application.

Environmental Precautions

Imazethapyr is toxic to aquatic and non-target terrestrial plants. Do not apply within 15 metres of shelterbelts, water bodies, wetlands and woodland lots.

Toxicity

Oral - practically non-toxic. Acute Oral LD₅₀ (rats) => 5,000 mg/kg.

Storage

Store at temperatures above 0°C. If product is exposed to temperatures below 0°C during shipment or storage, make sure the product has thawed completely and shake container vigorously.

Pyramin

Group 5

Formulation

Product	Company	Active ingredient	Formulation	Container size
Pyramin (PCP# 15857)	BASF Canada	Pyrazon: 430 g/L	Flowable	3 L jug

Crop, Staging and Rates

Crop	Staging	Rate per acre
Sugar beet	Fall pre-plant incorporated: Apply in the fall before the ground freezes and incorporate to a depth of not more than 5 cm. Spring pre-plant incorporated: Apply on the soil and incorporate to a depth of not more than 5 cm immediately before seeding.	Heavy and medium soils: 4.14 L. Light soils*: 3.3 L. Apply in 81 - 202 L of spray solution/acre.
	Pre-emergence: Apply after seeding and before beets and weeds germinate.	Heavy and medium soils: 4.14 L. Light soils*: 3.3 L. Apply in 81 - 202 L of spray solution/acre.
	Post-emergence Apply after the first true leaf of the beet is 2.5 cm long. Do not apply when beets are in the cotyledon stage.	All soils: 3.33 L plus Citowett Plus: 250 mL/100 L of water and apply in 120 - 160 L of water per acre. Caution: Do not use Assist Oil Concentrate.

* On soils classified as sands and loamy sands, crop injury can occur if the organic matter is less than 3%.

Weeds and Staging

For post-emergent applications, weeds should not be larger than 3-true-leaf stage.

black nightshade	lamb's-quarters	ragweed	stinkweed	wild mustard
chickweed	oak leaf goosefoot	redroot pigweed	wild buckwheat	wormseed mustard
knotweed	prostrate pigweed	shepherd's-purse	wild carrot (seedlings)	yellow rocket
lady's-thumb	purslane	smartweed		(seedlings)

Registered Tank Mixes

Tank mix partner	Pyramin + tank mix partner rate	Remarks
Nortron	Pyramin: 2.12 L/acre + Nortron: 1.48 L/acre	Apply one application per year, prior to weed emergence.

Application Information

With: Ground equipment. Do not apply by air. **Water Volume:** See above. Rates for row spacing and band width are variable. **Incorporation:** Pre-plant - incorporate shallow. Fall ridging - apply Pyramin in a 17.5 cm band and cover with a 15 - 20 cm high ridge of soil. In the spring, level the ridges and leave guide marks to enable planting the bands. Avoid levelling deeper than the chemical placement.

Application Tips

Pyramin must not be mixed into soil deeper than seed is planted to reduce beet injury.

How it Works

The active ingredient in Pyramin is absorbed by the roots and is translocated to the leaves.

Expected Results

If adequate moisture is present, the weeds will fail to emerge. If the soil is dry for a long time, weeds that emerge and become well established will not be fully controlled, but small emerged weeds may die back, once adequate moisture is present.

Restrictions

Rainfall: No effect. **Grazing:** The tops of beets grown in Pyramin-treated soil may be used for human consumption or fed to livestock. **Re-cropping:** None.

Environmental Precautions

Do not apply Pyramin to aquatic organisms and terrestrial plants. Do not apply within 5 metres of sensitive terrestrial habitats and 1 metre of sensitive aquatic habits.

Runoff: Avoid contamination of aquatic areas and sensitive terrestrial habitats as a result of runoff by including a buffer strip between the treated area and the sensitive areas. **Leaching:** Avoid application where soils are permeable (e.g. sandy soil) and/or the depth to the water table is shallow. **Drift:** Care should be taken to avoid drift onto sensitive plants such as rapeseed and mustard.

Toxicity

Oral - Low toxicity. Acute oral LD₅₀ (rats) = > 2,369 mg/kg.

Storage

Store in a cool, dry place. Do not store below 0°C.

Reclaim

Group 2, 4

Formulation

Product	Company	Active ingredient	Formulation	Container size
Reclaim A (PCP# 29751)	Dow AgroSciences	52.5% aminopyralid + 9.45% metsulfuron-methyl	Wettable granules	1.84 kg jug
Reclaim B (PCP# 29750)		564 g/L 2,4-D ester	Emulsifiable concentrate	2 x 8 L jugs

One case treats 20 acres.

Reclaim (cont'd)**Crops, Staging and Rate**

Crop	Staging	Rate per acre
Permanent grassland and pasture	Weeds sprayed may be controlled for up to 24 months. Surfactant required at 0.2% v/v.	Reclaim A: 92 g/acre Reclaim B: 800 mL/acre

On soils classified as sands and loamy sands, crop injury can occur if the organic matter is less than 3%.

Weeds Controlled and Staging

Apply when weeds are young and actively growing in the vegetative stage.

buckbrush (western snowberry)	dandelion	prairie sage	wild rose
Canada thistle	pasture sage	shrubby cinquefoil	wolf willow (silver berry)

Application Information

Water: Ground equipment: 80 L/acre, aerial: 20 L/acre.

Surfactant required at 0.2% v/v.

Mixing instructions

Fill tank to $\frac{3}{4}$ full with water; use continuous agitation; add Reclaim A. Pre-slurrying with water may be necessary where there is little or no agitation, or an injection system is being used or where herbicide is first added to a tank other than the spray tank. Add Reclaim B, then non-ionic surfactant and then an anti-foaming agent (if required) then finish filling the tank.

Application Tips

Apply in spring or early summer after weeds have fully emerged and when weeds are actively growing. Ensure that there is adequate coverage of target weeds. Drift of even small amounts of Reclaim on to sensitive plants or into areas where sensitive crops may be grown can cause injury. Do not apply under conditions prone to drift (i.e. high winds and temperature inversions).

How it Works

Reclaim herbicide interferes with cell division causing leaf cupping, stem distortion and eventually the death of the plant. Reclaim is absorbed through the leaves and roots of the plant.

Expected Results

Perennial weeds show distorted stems and cupped leaves, which turn yellow and then brown. Usually, native grass increases in abundance as result of reduced competition. Poor results may be expected if weeds are not actively growing in late summer or as a result of environmental stress such as frost or drought.

Restrictions

Rainfall: No effect. Do not apply if rainfall is forecast for the time of application. **Grazing:** Do not allow lactating dairy animals to graze treated areas within 7 days of application. There is no restriction on livestock (except lactating dairy animals) grazing in treated areas. Withdraw meat animals from treated fields at least 3 days before slaughter. Do not harvest forage or cut hay within 30 days of application. **Cropping Restrictions:** If legumes are desired in a pasture, do not use Reclaim. Do not plant to sensitive broadleaf crops for at least 3 years after application of Reclaim.

Environmental Precautions

Runoff: Aminopyralid, one of the components in Reclaim, may move with water in very coarsely textured soils. The use of this product may result in contamination of groundwater particularly in areas where soils are permeable (e.g. sandy soils) and/or if the depth to the water table is shallow. **Leaching:** Avoid application where soils are permeable (e.g. sandy soil) and/or the depth to the water table is shallow. **Drift:** Care should be taken to avoid drift onto any desirable broadleaf plants .

Toxicity

Toxic to small mammals, birds, aquatic organisms and non-target terrestrial plants. Oral - low toxicity. Acute oral LD₅₀ - aminopyralid: > 2,000 ppm,; metsulfuron-methyl: > 5,000 ppm; 2,4-D ester: 300 - 1,200 ppm.

Storage

Store in a cool, dry place. Do not freeze.

Refine M/BroadSide

Group 2, 4

Formulation

Product	Company	Active ingredient	Formulation	Container size*
Refine M: Refine SG (PCP# 28286)	E.I.duPont Canada	Thifensulfuron methyl: 33.35% + Tribenuron methyl: 16.65%	Soluble granules	486 g
MCPA ester LV 600 (PCP# 29002)		MCPA ester: 600 g/L	Concentrate	7.6 L jugs
BroadSide: Refine SG (PCP# 28286)	Loveland Products	Thifensulfuron methyl: 33.35% + Tribenuron methyl: 16.65%	Soluble granules	486 g
BroadSide: MCPA (PCP# 29002)		MCPA ester: 600 g/L	Concentrate	7.6 L jugs

* Each case contains 2 split jugs that hold 486 g of Refine SG and 7.6 L of MCPA ester. Each jug treats 40 acres.

Crops, Staging and Rates

Crop	Staging	Rate
Barley, oats, spring wheat, including durum, winter wheat	full 3 leaf to flag leaf stage	Refine SG: 12 g/acre + 190 mL/acre of MCPA ester.

Weeds and Staging

Apply to young, actively growing weeds that are less than 10 cm in height or diameter, unless otherwise indicated.

annual smartweed (green
smartweed, lady's-thumb)
ball mustard
chickweed (1 - 6 leaf)
common groundsel
corn spurry

cow cockle
dandelion
flixweed
hemp-nettle,
kochia (excluding Group 2
resistant biotypes)***

lamb's quarters
narrow-leaved hawk's beard
redroot pigweed
Russian thistle
shepherd's-purse
stinkweed

tartary buckwheat
volunteer canola*
volunteer sunflower
wild buckwheat (up to 5 leaf)
wild mustard

Weeds suppressed

Canada thistle**
cleavers (1 - 3 whorls)

round leaved mallow (1 - 6 leaf)
scentless chamomile

sow thistle**
stork's bill (2 - 6 leaf)

toadflax (< 15 cm tall)

* Including CLEARFIELD canola ** Apply when the majority of thistles have emerged and are actively growing. For best top growth control, apply before bud stage when thistles are no larger than 15 cm in height and before crop canopy prevents thorough coverage of weeds. ***Note. A recent weed survey in Alberta shows 90% of fields have kochia resistant to Group 2 herbicides. Without testing, assume kochia in your fields are resistant and another broadleaf herbicide from another herbicide group will be needed to control kochia.

Registered Tank Mixes

Tank mix partner	Tank mix partner rate per acre	Weeds controlled
Wheat (including durum) and barley		
Axial + Adjuvant	Axial: 162 - 243 mL/acre + Adgior: 0.8 %v/v (162 mL/acre for Persian darnel only)	Broadleaf weeds controlled or suppressed by Refine M/ BroadSide alone, plus wild oats, volunteer oats, green foxtail, yellow foxtail, Persian darnel, volunteer canary seed, and proso millet.
Assert/Avert	540 - 670 mL/acre	Wild oats
Fenoxaprop-p-ethyl (Puma¹²⁰ Super, WildCat, Cordon)	Fenoxaprop-p-ethyl r: 0.16 - 0.31 L (Puma Advance: 206 - 412 mL/acre)	Refine M/BroadSide susceptible weeds plus wild oats, green foxtail, barnyard grass and yellow foxtail.

Refine M/Broadside (cont'd)

Tank mix partner	Tank mix partner rate per acre	Weeds controlled
Spring wheat (including durum)		
Clodinafop propargyl (Horizon, Foothills, Signal, Ladder, NextStep, Legend) + adjuvant	Clodinafop propargyl: 93 - 115 mL/acre + adjuvant: 0.8 % v/v. ((Use 1.0% v/v at high rates. NG formulations: 376 - 474 mL/acre)	Refine M/BroadSide susceptible weeds plus wild oats, green foxtail.
Fenoxaprop-p-ethyl (Puma Advance, Wildcat)	Fenoxaprop-p-ethyl: 93 - 115 mL/acre	Refine M/BroadSide susceptible weeds plus wild oats, green foxtail, barnyard grass and yellow foxtail.
Everest + surfactant	Everest: 17.3 g/acre + non ionic surfactant: 0.25% v/v	All weeds controlled by Refine M/BroadSide plus wild oats, green foxtail, volunteer tame oats.

E.I.duPont supports the following mixes that are not on the Refine M label. Apply mixes according to the most restrictive use limitations for either product. Avenge, Axial BIA, Horizon NG, Traxos.

Loveland Products will also support BroadSide with Axial Xtreme and Traxos. Apply mixes according to the most restrictive use limitations for either product.

Application Information

With: Ground and aerial equipment. **Water Volume:** Ground: 22 L/acre (minimum).

Mixing Instructions

Use mixing instructions “b” on page 13.

Application Tips

Higher spray volumes are required for dense crop canopy and/or large weeds. Weeds should be less than 10 cm tall or across at application. Effectiveness of Refine SG may be reduced if it remains in the tank for more than 24 hours.

How it Works

Absorbed through foliage. Refine SG inhibits cell elongation. MCPA ester is a systemic herbicide absorbed by leaf and stem and translocated to actively growing regions. It disrupts cell division causing abnormal growth.

Expected Results

Weeds: Growth stops immediately. Discolouration of dying weeds may not be noticeable for 1 - 3 weeks after application depending on growing conditions and weed species. Poor results may be expected if there is improper mixing, timing, coverage or when weeds are under drought stress.

Restrictions

Rainfall: Rainfall within 2 hours of application may lessen degree of weed control with Refine M. **Grazing:** Barley, wheat and oats may be grazed or fed to livestock 7 days after application of Refine M. Do not graze the treated crop or cut for hay within 7 days of application of Refine SG. **Re-cropping:** Canola, flax, lentils and alfalfa may be planted 2 months after application of Refine M. There are no restrictions on next crop year. Note: Do not exceed a total of 12 g/acre per crop year for the Refine SG part of Refine M.

Environmental Precautions

Refine SG is toxic to aquatic organisms and non-target terrestrial plants. For ground applications, maintain a 15 metre buffer zone between last spray swath and sensitive terrestrial habitats. For aerial applications, leave 1 metre from the downward edge of the boom and shallow aquatic habitats.

Runoff: Avoid contamination of aquatic and sensitive terrestrial areas as a result of runoff.

Observe buffer zones specified under Directions for Use on the label.

Toxicity

Low acute toxicity. Thifensulfuron methyl: Low oral toxicity. Oral LD₅₀ (rats) = > 5,000 mg/kg. Neither thifensulfuron methyl nor tribenuron methyl are skin or eye irritants. Tribenuron methyl: Low oral toxicity. Oral LD₅₀ (rats) = > 5,000 mg/kg.

MCPA: Moderate acute toxicity. Acute oral LD₅₀(rats) = 900 - 1,400 mg/kg. Slightly irritating to the skin and severely irritating/corrosive to the eye.

Storage

Store in a cool, dry place.

Refine SG

Group 2

Formulation

Product	Company	Active ingredient	Formulation	Container size
Refine SG (PCP# 28285)	E.I.duPont Canada	Thifensulfuron methyl: 33.35% + tribenuron methyl: 16.65%	Soluble granules	486 grams

One 480 gram package treated 40 acres

Crops, Staging and Rates

Crop	Timing	Rate
Cereals: Barley, oats, spring wheat, including durum, winter wheat	2 leaf to flag leaf stage	Refine SG 12 g/acre. Refine SG by itself and in certain tank mixes requires the addition of a non-ionic surfactant (Agral 90, Ag-Surf) at 2 L/1000 L of spray solution.
Seedling or established grasses for forages or seed production: meadow bromegrass smooth bromegrass creeping red fescue, tall fescue (seedling only), Kentucky bluegrass (established stand only), orchard grass, crested wheatgrass, intermediate wheatgrass, northern wheatgrass, pubescent wheatgrass, slender wheatgrass, streambank wheatgrass, tall wheatgrass, western wheatgrass	Apply post-emergence	

Weeds and Staging

Apply to apply to young, actively growing weeds that are less than 10 cm in height or diameter, unless otherwise indicated.

annual smartweed (green smartweed, lady's-thumb)	cow cockle	redroot pigweed	volunteer canola (excluding clearfield varieties).
ball mustard	flixweed	Russian thistle	volunteer sunflower
chickweed (1 - 6 leaf)	hemp-nettle,	shepherd's-purse	wild buckwheat (up to 5 leaf)
common groundsel	kochia**	stinkweed	wild mustard
corn spurry	lamb's-quarters	tartary buckwheat	
	narrow-leaved hawk's beard		

Weeds suppressed

Canada thistle*	round leaved mallow (1 - 6 leaf)	scentless chamomile	stork's bill (2 - 6 leaf)
cleavers (1 - 3 whorls)		sow thistle*	toadflax (< 15 cm tall)

* Apply when the majority of thistles have emerged and are actively growing. For best top growth control, apply before bud stage when thistles are no larger than 15 cm in height and before crop canopy prevents thorough coverage of weeds. **Prairie-wide surveys of kochia fields have found approximately 90% of kochia populations are resistant to Group 2 herbicides. Without testing, assume kochia in your field is resistant and will not be controlled by this product alone.

Registered Tank Mixes

Tank mix partner	Tank mix partner rate per acre	Weeds controlled in addition to those controlled by Refine SG
Wheat (spring, durum, winter) and barley		
2,4-D amine or ester + surfactant	2,4-D 500: 0.34 - 0.45 L + surfactant: 0.2% of spray solution 2,4-D Ester LV 700: 0.24 - 0.32 L 2,4-D Ester LV600: 0.28 - 0.36 L	Apply when crop stage is at full 3 leaf to expanded shot blade. Burdock (seedling), cocklebur, common plantain, dandelions, ragweed, hare's-ear mustard, Indian mustard, prickly lettuce, tumble mustard, wild radish, wormseed mustard. (2,4-D Ester - control on stork's-bill)

Refine SG (cont'd)

Tank mix partner	Tank mix partner rate per acre	Weeds controlled in addition to those controlled by Refine SG
Spring wheat (including durum) and barley		
Assert	0.53 - 0.65 L	Wild oats.
Assert + MCPA ester	Assert: 0.53 - 0.65 L + MCPA ester 500: 0.28 - 0.45 L or Assert 0.53 - 0.65 + MCPA ester 600: 0.23 - 0.36 L/acre	Wild oats.
Axial + Adigor or Merge	Axial: 161 - 242 mL/acre + Adigor or Merge: 283 mL/acre.	Wild oats, volunteer oats, green foxtail, yellow foxtail, Persian dandel, volunteer canary seed, and proso millet.
Axial + MCPA ester 500/600 + Adigor or Merge	Axial: 161 - 242 mL/acre + MCPA ester 500: 0.28 - 0.45 L/acre OR MCPA ester 600: 0.19 - 0.23 L/acre + Adigor or Merge: 283 mL/acre.	Broadleaf weeds controlled by MCPA, plus wild oats, volunteer oats, green foxtail, yellow foxtail, Persian dandel, volunteer canary seed, and proso millet.
Banvel II + Adjuvant	Banvel II: 44.5 - 58.7 mL + surfactant: 2 L/1000 L of spray solution	Apply when crop at 2 - 5 leaf stage. kochia (including Group 2 resistant kochia) and dandelion (spring or fall rosettes, less than 15 cm in diameter).
Spring wheat (including durum), winter wheat, oats and barley		
MCPA amine or ester + surfactant	MCPA 500: 0.28 - 0.45 L/acre OR MCPA 600: 0.23 - 0.36 L/acre + surfactant: 0.2% of spray solution	Apply when crop stage is full 3 leaf to expanded shot blade. Burdock (seedling), cocklebur, common plantain, dandelions, ragweed, hare's-ear mustard, Indian mustard, prickly lettuce, tumble mustard, wild radish, wormseed mustard.
Spring wheat(including durum) and barley		
Fenoxaprop- p-ethyl (Puma¹²⁰ Super, Cordon, WildCat, etc.)	Fenoxaprop-p-ethyl: 0.16 - 0.31 L/acre	Wild oats, green foxtail, barnyard grass and yellow foxtail.
Puma¹²⁰ Super + MCPA ester	Puma ¹²⁰ Super: 0.16 - 0.31 L + MCPA ester 500: 0.23 - 0.34 L/acre OR + MCPA ester 600: 0.19 - 0.28 L/acre	MCPA susceptible weeds plus volunteer CLEARFIELD canola (MCPA applied at 0.34 L/acre) plus wild oats, green foxtail, barnyard grass and yellow foxtail.
Spring wheat (excluding durum) and barley		
Attain + surfactant	Attain A: 120 mL + Attain B: 202 mL/acre + surfactant: 0.2% of spray solution.	Cleavers (excluding Group 2 resistant cleavers).
Curtail M + surfactant	Curtail M: 600 mL/acre + surfactant: 0.2% spray solution	Canada thistle and wild buckwheat.
Lontrel 360 + adjuvant	Lontrel 360: 85 mL/acre + surfactant: 0.2% spray solution	Broadleaf weeds controlled or suppressed by Refine SG alone, as well as Canada thistle (seasonal control) and wild buckwheat.
Lontrel 360 + 2,4-D ester 600 + adjuvant	Lontrel 360: 85 mL + 2,4-D ester 600: 283 mL/acre + surfactant: 0.2% spray solution	All other weeds controlled by Refine SG alone, as well as Canada thistle (seasonal control), lady's thumb, perennial sow thistle, stinkweed, volunteer canola, wild buckwheat and wild mustard.
Lontrel 360 + MCPA ester 600 + adjuvant	Refine: 12.0 g/acre + Lontrel 360: 85 mL + MCPA ester 600: 283 mL/acre + surfactant: 0.2% spray solution	All other weeds controlled by Refine SG alone, as well as Canada thistle (seasonal control), lady's thumb, perennial sow thistle, stinkweed, volunteer canola, wild buckwheat and wild mustard.
Spring wheat (excluding durum)		
Everest + surfactant	Everest: 17.4 g/acre + surfactant: 0.25% v/v	Wild oats, green foxtail, volunteer tame oats
Everest + 2,4-D + surfactant	Everest: 17.3 g + 2,4-D ester 600: 283 mL/acre + surfactant: 0.25% v/v	All weeds controlled by 2,4-D plus wild oats, green foxtail, volunteer tame oats.
Everest SG + Banvel II + surfactant	Everest: 17.3 g + Banvel II: 45 - 59 mL/acre + surfactant: 0.25% v/v	Kochia (including Group 2 resistant kochia), green foxtail and wild oats.

Tank mix partner	Tank mix partner rate per acre	Weeds controlled in addition to those controlled by Refine SG
Spring wheat (including durum)		
Clodinafop propargyl (Horizon NG, Nextstep NG, Foothills NG)	Horizon: 376 - 474 mL/acre (no adjuvant needed)	Wild oats, green foxtail.
Simplicity + surfactant	Simplicity: 200 mL/acre + surfactant: 0.25% v/v	Barnyardgrass, cleavers, downy brome, green foxtail (suppression), Japanese brome, wild oats, yellow foxtail.
Clodinafop propargyl* + MCPA + adjuvant	Clodinafop propargyl: 93 mL + MCPA ester 600: 282 - 371 mL/acre + adjuvant: 0.8 % v/v	MCPA susceptible weeds plus wild oats, green foxtail.
Clodinafop propargyl* + Banvel II + adjuvant	Clodinafop propargyl: 93 mL + Banvel II: 44.5 - 58.7 mL + adjuvant: 0.8 % v/v	Banvel susceptible weeds plus kochia (including Group 2 resistant biotypes), wild oats, green foxtail.
Fenoxaprop-p-ethyl (Bengal WB, Vigil WB)	See under Puma Super above	See under Puma ¹²⁰ Super above.
Varro	Varro: 200 mL/acre	Wild oats, green foxtail, barnyard grass, yellow foxtail (suppression), Persian darnel (suppression), volunteer canary seed, Japanese brome (suppression).
Varro + MCPA	Varro: 200 mL/acre + MCPA Ester 600: 230 mL/acre	Wild oats, green foxtail, barnyard grass, yellow foxtail (suppression), Persian darnel (suppression), volunteer canary seed, Japanese brome (suppression).
Varro + 2,4-D Ester	Varro: 200 mL/acre + 2,4-D Ester 600: 230 mL/acre	Wild oats, green foxtail, barnyard grass, yellow foxtail (suppression), Persian darnel (suppression), volunteer canary seed, Japanese brome (suppression).

* Clodinafop propargyl - Products not of the NG formulation - Legend, Signal, Ladder, MPower Aurora, Nufarm Clodinafop, Slam'R clodinafop, Bullwhip. E.I.duPont supports the following mixes that are not on the Refine SG label. Apply mixes according to the most restrictive use limitations for either product. Attain XC, Avenue, Axial BIA, Everest 2.0, Everest 2.0 plus 2,4-D, Harmony Grass, Puma Advance, Sierra 2.0, Sierra 2.0 plus 2,4-D, Traxos .

Application Information

With: Ground and aerial equipment. **Water Volume:** Ground: 22 L/acre (minimum). Air: 11 L/acre.

Mixing Instructions

Use mixing instructions “b” on page 13.

Application Tips

Higher spray volumes are required for dense crop canopy and/or large weeds. Weeds should be less than 10 cm tall or across at application. Effectiveness of Refine SG may be reduced if it remains in the tank for more than 24 hours. Use Assert tank mixes within 12 hours.

How it Works

Absorbed through foliage. Inhibits cell elongation.

Expected Results:

Weeds: Growth stops immediately. Discolouration of dying weeds may not be noticeable for 1 - 3 weeks after application depending on growing conditions and weed species. Poor results may be expected if there is improper mixing, timing, coverage or when weeds are under drought stress.

Restrictions

Rainfall: Rainfall within 1 hour of application may lessen weed control. **Grazing:** Barley, wheat and oats may be grazed or fed to livestock 7 days after application of Refine SG. **Re-cropping:** Do not plant any crop until 2 months after application. There are no restrictions on next crop year. Note: Do not exceed a total of 12 g/acre per crop year for Refine SG.

Refine SG (cont'd)**Environmental Precautions**

Refine SG is toxic to aquatic organisms and non-target terrestrial plants. Follow label buffer zones between application areas and sensitive habitat. For ground applications, maintain a 15 metre buffer zone near shelterbelts, wetlands, sloughs or dry slough borders and woodlots. For aerial applications, leave a 1 metre buffer around aquatic habitats.

Runoff: Avoid contamination of aquatic and sensitive terrestrial habitats. **Drift:** Observe buffer zones specified under Directions for Use on the label.

Toxicity

Low acute toxicity. Thifensulfuron methyl: Low oral toxicity. Oral LD₅₀ (rats) = > 5000 mg/kg. Tribenuron methyl: Low oral toxicity. Oral LD₅₀ (rats) = > 5,000 mg/kg.

Storage

Store in a cool, dry place.

Reglone Ion Desiccant/Diquash Desiccant

Group 22

Formulation

Product	Company	Active ingredient	Formulation	Container size
Reglone Ion (PCP# 31058)	Syngenta	Diquat: 200 g/L	Solution	10 L, 115 L, 450 L
Diquash Desiccant (PCP# 31406)	Engage Agro Corporation	Diquat: 240 g/L		

Crops, Staging and Rates

Rate: Reglone: 0.6 L - 1.3 L/acre, Diquash: 0.5 - 1.09 L/acre

Crop	Staging
Beans (Adzuki, red and white), soybeans	Apply when 80 - 90% natural leaf defoliation and when at least 80% of the pods have turned yellow.
Canola*	Apply when 90% seed has turned brown. Increased level of green seed may result from earlier applications when seed is not properly advanced.
Chickpeas	Desi Type: Apply when the majority of plants are yellow and most pods are mature and seeds have turned from green to yellow or brown. Kabuli Type: Apply when the majority of plants and pods are ripe and dry with seeds turned from green to white or tan and detached from the pods.
Flax, solin	Apply when 75 percent of bolls turn brown (normal swathing time).
Fababeans	Apply when the majority of plants are ripe and dry. Pods will be fully filled and the bottom pods will be tan or black in colour.
Legumes: Alfalfa, bird's-foot trefoil, red and white clover (for seed production only)	Prior to seed harvest. To prevent seed pods from shattering and subsequent loss of seed, the interval between spraying and harvest should not exceed 7 days. Note: Do not use Reglone on forage legumes that have been treated with a residual herbicide in the past 12 months.
Lentils	Apply at the time swathing would normally commence. This is when the lower-most pods are yellow-brown and seeds rattle.
Mustard (condiment type)	Spray when the crop is at the 75% seed turn brown stage.
Peas (field and dry)	Apply when bottom pods of the majority of the plants are ripe and dry with the seeds detached from the pods. Seeds in less mature pods will split when squeezed.
Potato - vine kill (Diquash only)	
Sunflower	When the seeds reach maturity (20 - 50% moisture in the seed and hull). Combine 15 - 20 days after spraying.

*This product can cause shattering losses in canola. It should only be used on Argentine canola to assist in the harvest of a severely lodged crop.

Rates and Water Volume

Crop	Crop condition	Ground application		Aerial application	
		Rate per acre	Water volume per acre	Rate per acre	Water volume per acre
Beans (Adzuki, red and white), soybeans, canola, chickpeas*, flax, lentils, mustard, sunflower, field peas	Full canopy, few weeds	0.6 - 0.8 L (Reglone)	90 - 220 L	0.8 - 1.0 L (Reglone)	18 L
	Higher rate with very dense canopy, weedy crop or secondary growth	0.5 - 0.69 (Diquash)		0.69 - 0.85 L (Diquash)	
Legumes: Alfalfa, bird's-foot trefoil, red and white clover	Full canopy, few weeds	0.8 - 1.3 L (Reglone)	90 - 220 L	0.8 - 1.3 L (Reglone)	
	Very dense canopy weedy crop, secondary growth	0.69 - 1.09 L (Diquash)		0.69 - 1.09 L (Diquash)	
		1.3 L (Reglone) 1.09 L (Diquash)		1.3 L (Reglone) 1.09 L (Diquash)	

*Chickpeas at high rate of Reglone, ground application, 0.8 L/acre; 0.69 L/acre Diquash.

Application Information

How to apply: Apply with ground equipment or by air. **Water Volume:** See above table. Reglone Ion has a built-in surfactant.

Application Tips

Muddy water will reduce effectiveness. Applications made on cloudy days or just prior to or during periods of darkness will increase effectiveness. Immature weeds may require higher application rates to increase effectiveness.

How it Works

Diquat is a contact type herbicide; therefore, thorough spray coverage with high water volumes is essential. Absorbed by all leaf and stem surfaces, non-systemic and interferes with photosynthesis.

Expected Results

Weeds: Fast and virtually complete top kill of annual weeds. Yellowing starts within a few hours of application. Desiccation of the plant will continue rapidly till death. **Crops:** Leaf kill will occur within a few days of application. Stem dry-down will take longer depending on the crop; however, harvesting should normally commence within 7 - 14 days. Crop losses can occur due to pod drop and pod shatter from handling and if unfavourable weather conditions occur. **Warning:** During adverse weather (heavy rain, hail or strong winds), the resultant damage to crops may be enhanced.

Restrictions

Rainfall: No effect once the spray solution has dried. **Grazing:** Crop waste remaining after harvest (e.g. pea and lentil vines, alfalfa stems, etc.) may be used as a feed supplement for livestock. **Pre-harvest Intervals:** For most crops, harvest can normally commence within 4-10 days after desiccation. Alfalfa, bird's-foot trefoil, red clover, white clover - to prevent pod shattering and loss of seed, the interval between spraying and harvest should not exceed 7 days. Canola/mustard - Combine no later than 14 days after application. Reglone desiccant should only be used on argentine varieties to facilitate a harvest of lodged crops. Losses can occur due to pod drop and pod shatter from handling or if unfavourable weather conditions occur as described under product information.

Flax and peas - harvest when seed tests "dry".

Environmental Precautions

Reduce chance of drift and contamination of any aquatic or sensitive terrestrial habitat by using a 15 metre buffer around the edges of water bodies.

Reglone Ion Desiccant/Diquash Desiccant (cont'd)**Toxicity**

Moderate acute toxicity. Acute oral LD₅₀ (rats) = 886 mg/kg. Severely irritating to eyes and moderately irritating to skin. May cause burns upon contact with skin and eyes. Intake can cause kidney failure and liver damage.

Storage

Heated storage is required. Store in original container, tightly closed in a safe place away from children.

Restore II

Group 4

Formulation

Product	Company	Active ingredient	Formulation	Container size
Restore II (PCP# 30632)	Dow AgroSciences	50 g/L aminopyralid + 400 g/L 2,4-D as DMA salt	Emulsifiable concentrate	2 x 9.7 L

Crops, Staging and Rates

Crop	Staging	Rate
Permanent grass pasture and rangeland	Apply based on a weed stage.	.570 - .860 mL/acre

Weeds and Staging

Apply in spring or early summer, after weeds have fully emerged and when weeds are actively growing in the vegetative state.

Restore II - .57 L/acre

annual sow thistle	daisy fleabane	oxeye daisy	stinging nettle
bluebur	false flax	perennial sow thistle	stinkweed
bull thistle*	flixweed	plumeless thistle	sweet clover
burdock (<4 leaf)	goat's beard	prickly lettuce	tall buttercup
Canada fleabane	hairy buttercup	redroot pigweed	volunteer canola
Canada Thistle	kochia	Russian pigweed	wild radish
cocklebur	lamb's quarters	Russian Thistle	wild sunflower
common ragweed	musk or nodding thistle	shepherd's purse	yellow star thistle
common plantain	mustards except dog or tansy	spotted knapweed	

Restore II - .86 L/acre (plus all weeds listed above)

Canada golden rod*	hawkweed	peppergrass	sulfur cinquefoil*
common chickweed	heal all	pineappleweed	tansy ragwort
common purlane	knotweed (<4 leaf)	prostate pigweed	western ragweed
cudweed	narrow leaved hawk's beard	scentless chamomile	yellow rocket (<4 leaf)
curled dock (<4 leaf)	oak-leaved goosefoot	sheep sorrel	
dog mustard	groundsel	smartweed(Pennsylvania and green)	
hairy fleabane			

Restore II - .97 L/acre (plus all weeds listed above)

absinth wormwood	common yarrow***	gumweed	mouse-eared chickweed
Fuller's teasel	common tansy***	hedge bindweed	tartary buckwheat
biennial wormwood	diffuse knapweed***	hoary cress	yellow rocket
blue lettuce	dandelion	leafy spurge	Russian knapweed***
burdock	field bindweed		

*Top growth control only. **Season long control. *** Suppression.

Application Information

With: Apply with ground equipment or by air. **Water Volume:** Ground application - 40 L/acre minimum. Aerial application requires an 8 L/acre minimum water volume.

Application Tips

Apply in spring or early summer after weeds have fully emerged and when weeds are actively growing. Ensure that there is adequate coverage of target weeds. Do not apply under conditions prone to drift (i.e. high winds and temperature inversions).

How it Works

Restore/Restore II are herbicides that interfere with cell division causing leaf cupping, stem distortion and eventually death of the plant. Restore/Restore II are absorbed through the leaves and roots of the plant.

Expected Results

Perennial weeds show distorted stems and cupped leaves, which turn yellow and then brown. Usually, native grass increases in abundance as result of reduced competition. Poor results may be expected if weeds are not actively growing in late summer or as a result of environmental stress such as frost or drought.

Restrictions

Rainfall: Heavy rainfall immediately after application may wash the chemical off the foliage, resulting in reduced weed control. Do not apply if rainfall is forecast for the time of application. **Grazing:** Do not allow lactating dairy animals to graze treated areas within 7 days of application. There is no restriction on livestock (except lactating dairy animals) grazing in treated areas. Withdraw meat animals from treated fields at least 3 days before slaughter. **Pre-harvest Intervals:** Do not harvest forages or cut hay within 30 days of application. **Re-cropping:** If legumes are essential in a pasture, do not use Restore/Restore II. Do not break up treated pasture and plant to sensitive broadleaf crops for at least 3 years after application of Restore/Restore II.

Environmental Precautions

Restore is toxic to small wild mammals, birds, aquatic organisms and non-target terrestrial plants. Do not directly spray or allow the spray to drift onto sensitive terrestrial habitats. When applying by ground sprayer, leave a 10 metre buffer zone between application area and sensitive terrestrial and aquatic habitats. When apply by air, leave a 70 - 175 metre buffer zone.

Runoff: Avoid contamination of aquatic areas by runoff through the use of the recommended buffer zones.

Leaching: The use of this chemical may result in contamination of groundwater particularly in areas where soils are permeable (e.g. sandy soil) and/or the depth to the water table is shallow. **Sensitive plants:** Restore or Restore II Herbicide works primarily through uptake by plant foliage and translocation throughout the plant. However, secondary herbicide activity may occur through soil uptake of the aminopyralid component of Restore II Herbicide. Very small amounts of aminopyralid can kill or damage sensitive broadleaf plants. Only spray pastures if injury to existing forage legumes can be tolerated. Care should be taken to avoid spraying desirable broadleaved plants during both growing and dormant periods.

Avoid application within the dripline (outermost edge of the tree canopy) of desirable coniferous and deciduous trees unless injury can be tolerated. Use special caution when using aminopyralid-based products around species with extensive lateral root systems, shallow rooting species and those that propagate vegetatively through layering

Toxicity

Restore II: Acute oral toxicity > 2000 mg/kg.

Storage

Store in a cool, dry place. Do not freeze. If frozen, warm to room temperature and mix thoroughly before using.

Retain SG

Group 2, 4

Formulation

Product	Company	Active ingredient	Formulation	Container size
Retain A (PCP# 30129)	Loveland Products	Thifensulfuron methyl: 33.35% + tribenuron methyl: 16.65%	Soluble granule	486 g
Retain B (PCP# 29557)		180 g/L Fluroxypyr	Emusifiable concentrate	4.8 L
Viterra 2,4-D (PCP# 29006)		660 g/L 2,4-D LV ester	Emusifiable concentrate	6.8 L

This product treats 40 acres per case

Crops, Staging and Rates

Crop	Stage	Rate
Spring wheat	Post-emergent application; 4-leaf to flag leaf (shot blade)	Retain: 8 g/acre
Durum		Attain A: 0.120 L/acre
Barley		Attain B: 0.20 L/acre

Weeds Controlled

Weed Staging: Apply Retain when weeds are less than 10 cm in height or in diameter, unless otherwise noted:

Broad-leaved weeds controlled

ball mustard	cow cockle	narrow-leaved hawk's-beard	stinkweed
Canada thistle ²	corn spurry	redroot pigweed	volunteer flax
chickweed (emerged only; 1 - 6 leaf)	hemp-nettle	Russian thistle	volunteer sunflowers
cleavers	kochia	shepherd's-purse	wild buckwheat
common groundsel	lady's-thumb	smartweed	wild mustard
	lamb's quarters	sow-thistle ²	

Broad-leaved weeds suppressed

round-leaved mallow (2 - 6 leaf)	scentless chamomile	stork's bill (2 - 6 leaf)	toadflax
----------------------------------	---------------------	---------------------------	----------

¹ Apply when chickweed is small (1 - 6 leaf) and actively growing, but before canopy prevents thorough herbicide coverage of weeds. ² Apply when the majority of thistles have emerged and are actively growing. For best top growth control, apply before bud stage when thistles are no larger than 15 cm in height. A single application will effectively inhibit the ability of emerged thistles to compete with the crop. ³ If the product is used without a wild oat herbicide, add a non-ionic surfactant such as Ag-Surf at a rate of .2% v/v (2 L/1000 L of spray solution).

Registered Tank Mixes

Foothills NG, WildCat, Avert, Everest 2.0, Horizon NG, Puma¹²⁰ Super or Puma Advance, Assert. Loveland Products will also support Retain SG with Varro, Avenge (on certain wheat varieties only) and Axial. Apply mixes according to the most restrictive use limitations for either product.

Application Information

If the product is used without a wild oat herbicide, add a non-ionic surfactant such as Ag-Surf at a rate of .2% v/v (2 L/1000 L of spray solution).

How to Apply: Ground equipment only. Do not apply by air. **Water Volume:** Apply at 5-10 gal/acre rate.

Tank mixing order: Check label for tank mix instructions.

Mixing Instructions

Use mixing instructions "b" on page 13.

Application Tips

Effectiveness of Retain may be reduced if it remains in the tank for more than 24 hrs. If Retain is tank mixed with Avert or Assert, it needs to be used within 12 hrs in order to remain effective. Application to crops that are stressed by severe weather conditions or environmental stress, disease or insect damage may result in crop injury. Under certain conditions, such as heavy rainfall, prolonged cool weather, frost or wide fluctuations in day/night temperatures, temporary lightening in crop colour and occasionally, a slight reduction in crop height may occur.

Restrictions

Rainfall: Rainfall within 4 hours of application of Retain will result in reduced weed control. **Grazing:** Wheat or spring barley may not be grazed or fed to livestock or to lactating dairy animals within 7 days of application. Do not harvest forage or cut hay within 30 days after application. Withdraw meat animals from treated fields at least 3 days prior to slaughter. **Pre-harvest Intervals:** Do not harvest the treated mature crop within 60 days after application. **Re-cropping Restrictions:** Canola, flax, lentils and alfalfa may be planted two months after an application of Retain. Any crop may be planted in the year following the use of Retain.

Environmental Precautions

This product contains a petroleum distillate which is moderately to highly toxic to aquatic organisms. Avoid contamination of aquatic systems. Toxic to small mammals, birds, aquatic organisms and non-target terrestrial plants. Observe buffer zones. Do not spray exposed roots of trees and ornamentals. The use of chemical may result in contamination of the ground water particularly where soils are permeable (e.g. sandy soils) and/or the depth to the water table is shallow.

Storage

Store product in original container. If product is frozen, bring to room temperature and agitate before use.

Reward

Group 22

Formulation

Product	Company	Active ingredient	Formulation	Container size
Reward (PCP# 26271)	Syngenta	Diquat: 240 g/L	Liquid	4 x 3.78 L

Aquatic use: Weed control in still or slow moving water of farm ditches, farm dugouts, farm ponds, lakes and canals.

Weeds, Rates and Staging

Weed	Staging	Rate
Water weeds: Canada waterweed, coontail, duckweed, pondweeds, water milfoil Algae: <i>Cladophora</i> , <i>Spirogyra</i> , and <i>Pithophora</i> sp. (temporary control)	Apply only after weeds are visible and in an active stage of growth which is normally sometime in late May through June as growth is dependent on water temperatures.	For areas less than 1.5 m (5 feet) deep: 7.4 L/acre. For areas more than 1.5 m (5 feet) deep: 10 - 11.8 L/acre. Calculating area to be treated: length (m) x width (m) ÷ 10,000 m ² x 2.47 = acres.

Application Information

How to Apply: For floating weeds, use surface application: Dilute one part Reward with at least four parts clean water and spray over water surface. Apply from the banks of small bodies of water.

For submerged weeds, inject below the water surface: A suction type of boat bailer is mounted on the cavitation plate of an outboard motor and the end of the inlet tube inserted into a solution containing one part Reward diluted with at least 10 parts of clean water (a backpack sprayer may also be used). Make lines of travel at regular intervals through the water (3 m or less apart) over the area to be treated until the whole area has received a uniform application.

Reward (cont'd)**Application Tips**

Do not apply to muddy water and do not agitate water excessively during one or two days after treatment as the effectiveness of the chemical will be reduced. Use clean water for diluting the chemical. Do not use wetting agents or surfactants for water treatment. Repeat treatment may be necessary if weed growth reappears. Avoid application or drift onto crops or other desirable growth.

How it Works

Reward is a contact herbicide. Thorough coverage on the weeds is essential to ensure satisfactory control. Interferes with photosynthesis.

Expected Results

Control of susceptible weeds generally occurs within 1 - 2 weeks.

Restrictions

Rainfall: None. **Grazing:** Do not use treated water for at least 24 hours after treatment for swimming and animal consumption. **Fish Protection:** To protect the fish in small lakes and ponds with a dense weed growth, treat not more than 1/4 to 1/3 of the area at one time, otherwise the dying weeds over a large area will cause a serious loss of oxygen which may injure or kill the fish. **Human Consumption and Irrigation:** Do not use for at least 5 days after treatment.

Environmental Precautions

Avoid application or drift onto crops, ornamental plants, lawns, grazing areas or other desirable growth. Do not contaminate domestic or irrigation water supplies, lakes, streams and ponds.

Toxicity

Moderate acute toxicity. Acute oral LD₅₀ (rats) = 886 mg/kg. Dermal: Low acute toxicity. May cause burns upon contact with skin and eyes. Intake can cause kidney failure and liver damage.

Storage

Heated storage is required.

Rustler/Tackle/GlyKamba

Group 4, 9

Formulation

Product	Company	Active ingredient	Formulation	Container size
Rustler (PCP# 27200)	Monsanto	Glyphosate: 194 g/L + dicamba: 46 g/L	Water soluble liquid	10 L, 115 L, 450 L, 750 L
Tackle (PCP# 29552)	Syngenta	Glyphosate: 140 g/L + dicamba: 70 g/L	Water soluble liquid	160 L, 450 L
GlyKamba (PCP# 30870)	NuFarm Agriculture Inc,	Glyphosate: 194 g/L + dicamba: 46 g/L	Water soluble liquid	10 L, 500 L

Crops, Staging and Rates

Pre-seeding barley, corn*, oats, rye and wheat	Apply prior to crop emergence	1.0 L/acre
Chemfallow (chemical summerfallow)	Apply according to weed stage	

* For field corn, apply to medium to fine textured soils containing more than 2.5% organic matter. Do not use on sandy or sandy loam soils.

Note: Certain broadleaved crops such as lentils, peas, canola and flax can be injured by a pre-seeding application with this product and so should not be planted to a field receiving this type of treatment

Weeds, Rates and Staging

Annual weeds Apply: 1.0 L/acre rate, any time between emergence and heading for annual grasses and when broadleaf weeds are up to 15 cm tall and actively growing		Perennial grasses Apply: 1.26 L/acre, apply before the initiation of seed head or browning of lower leaves
downy brome* green foxtail persian darnel volunteer cereals wild oats	cow cockle flixweed** kochia lamb's-quarters redroot pigweed Russian thistle smartweed (including lady's-thumb) stinkweed** volunteer canola (excluding Roundup Ready) wild mustard	foxtail barley (suppression) Use higher rate when weeds are under stress and poor growing conditions such as drought

* For best control of downy brome, Rustler/Tackle/Glykamba can be applied after emergence in the fall previous to the fallow season or in spring of the fallow season up to seed head emergence. ** For best control of winter annual broadleaf weeds, such as flixweed and stinkweed, 2,4-D should be applied to emerged, actively growing weeds in the fall previous to the fallow season or in early spring in the fallow season when winter annual weeds are less than 10 cm tall.

Registered Tank Mixes

Tank mix partner	Tank mix partner rate per acre	Weeds controlled
Prior to seeding of wheat (including durum), winter wheat, barley, and rye		
2,4-D amine or ester	2,4-D: 0.2 - 0.3 L/acre	Volunteer Roundup Ready canola up to 4 leaf stage
2,4-D amine or ester	2,4-D: 0.4 - 0.5 L/acre	Volunteer Roundup Ready canola up to 6 leaf stage

Application Information

Apply with ground equipment only. Avoid galvanized steel or unlined steel (except stainless steel) spray tanks. Water volume: 20 - 40 L/acre clean water.

Application Tips

Under certain stress conditions such as drought, cool temperatures or where extremely hard water (>700 ppm Ca + Mg) has been used, weed control may be reduced with this product. Under these conditions, lower water volume (20 L/acre) may improve results.

How it Works

A post-emergent herbicide. Glyphosate moves from foliage into roots and kills entire plant. Dicamba disrupts cell metabolism.

Expected Results

Visual effects will usually appear within 5 - 7 days. Wilting or yellowing of weeds advances to complete browning of above ground growth and deterioration of affected underground parts.

Restrictions

Rainfall: Heavy rainfall within 2 hours may wash the chemical off the foliage and repeat treatment may be required. Rainfall within 6 hours may reduce effectiveness. **Grazing:** Do not permit lactating dairy animals to graze fields within 7 days after application. Do not harvest forage or cut hay within 30 days after application. Withdraw meat animals from treated fields at least 3 days before slaughter. **Re-cropping:** Certain broadleaf crops such as lentils, peas, canola and flax can be injured by a pre-seeding application of Rustler/Tackle/Glykamba and should not be planted in a field that has been treated with this product.

Environmental Precautions

Rustler/Tackle/Glykamba are toxic to aquatic organisms and non-target terrestrial plants. Avoid contamination of aquatic habitat by leaving a 15 metre buffer zone between the treated area and sensitive terrestrial and aquatic habitats. Non-toxic to bees and birds.

Rustler/Tackle/GlyKamba (cont'd)

Runoff: Prevent runoff by using a buffer zone between treated and sensitive areas. Avoid applying this product when heavy rain is forecast. **Leaching:** Leaching is possible in areas of coarse, sandy soils or high water tables.

Toxicity

Glyphosate: Acute oral LD₅₀ (rats) = 4,300 mg/kg; Dicamba. Acute oral LD₅₀ (rats) = 2,600 mg/kg. Eye irritant.

Storage

Heated storage is required. If crystals form, place in a warm room (20°C). Roll or shake solution until crystals have redissolved.

Salute

Group 2, 4

Formulation

Product	Company	Active ingredient	Formulation	Container size
Salute A (PCP#31410)	Dow AgroSciences	72 g/L Lontrel	WDG	1 x 2.25 kg jug
Salute B (PCP#30188)	Dow AgroSciences	33 g/L Imazamox 15 g/L Imazapyr	EC	1 x 8.9 L jug + 1 x 8.1 L jug Merge

40 acres/case

Crops, Staging and Rates

Crop	Staging	Rate
Clearfield tolerant canola varieties	2 - 6 leaf stage	Salute A: 56 g/acre plus Salute B: 245 mL/acre plus Merge: 0.5% v/v

Weeds and Staging

Annual Grasses from 2 to 6 - true leaf stage and 2 tillers

Weeds

barnyard grass	volunteer barley	volunteer tame oats
green foxtail	volunteer canary seed	wild oats
Persian darnel	volunteer durum wheat	yellow foxtail
spring germinating	volunteer spring wheat	
Japanese brome grass	(non-imazamox tolerant)	

Broadleaf weeds from 2 to 4 leaf stage

Weeds

annual sow thistle ¹	lamb's-quarters	stinkweed
Canada thistle ¹	perennial sow thistle ¹	wild buckwheat
cleavers	redroot pigweed	volunteer canola
cow cockle	round-leaved mallow	(non-Clearfield canola varieties only)
green smartweed	Russian thistle	wild mustard
hemp-nettle	shepherd's purse	volunteer tame mustard

¹ Top growth control

Application Information

How to Apply: By ground ONLY. **Water volume:** 40 L per acre.

Application Tips

Use a combination of nozzles and pressure designed to deliver thorough, even coverage and a minimum of fine droplets that are prone to drift.

How it Works

Salute A herbicide is a systemic, hormone-type herbicide. It is absorbed by leaf and stem surfaces and is readily translocated. Salute B herbicide is absorbed by foliage and roots and disrupts plant metabolism, causing growth to stop. Maximum efficacy results from foliar application to young, actively growing plants.

Expected Results

Plants susceptible to Salute A may exhibit symptoms including swollen growing points and roots, cupping of leaves, twisted and distorted stems and leaves. Plants will gradually stop growing and change colour from dark green to yellow to brown as they die. Death of plants may occur in 14 - 21 days after application. Plants susceptible to Salute B may stop growing within 24 - 48 hours. Yellowed growing points, yellow striping and purplish or reddish discoloration of the leaves may occur. Leaves begin to die in 3 - 10 days, starting with the youngest and moving to the older leaves. Death of plant may occur in 1 to 3 weeks.

Restrictions

Rainfast: Within 3 hours of application. **Pre-harvest Intervals:** DO NOT apply within 60 days of harvesting CLEARFIELD canola. **Re-cropping:** The year following Salute application fields can be seeded to: canary seed, field pea*, field corn, CLEARFIELD canola and Juncea, spring wheat, barley, oats. Two years following Salute application, fields can be seeded to: canola (all types), flax, sunflower, durum wheat, lentils, chick pea.

*DO NOT seed to field peas for at least 10 months following treatment. Very dry soil conditions following application can result in a risk of injury to field peas grown in rotation. If severe drought conditions are experienced during the months of June to August inclusive in the year of application (22 months following application), contact your local Dow AgroSciences representative or retailer for more information before seeding field peas following drought conditions in the previous year.

Environmental Precautions

Avoid contamination of or drift towards non-target land, water or irrigation ditches. Leave at least 11 m between the downwind edge of the boom and sensitive areas.

Toxicity

Acute oral LD₅₀ (rats) > 5,000 mg/kg.

Storage

Store in dry, heated area. DO NOT freeze.

Select/Centurion/Arrow 240 EC/ Shadow RTM

Group 1

Formulation

Product	Company	Active ingredient	Formulation	Container size
Select (PCP# 22625) Amigo (PCP# 22644)	Arysta LifeScience	Clethodim: 240 g/L	Emulsifiable concentrate	3 L
		Surfactant: 30%		9 L
Centurion (PCP# 27598) + Amigo (PCP# 22644),	Bayer CropScience	Clethodim: 240 g/L		3 L
		Surfactant: 30%		9 L
Arrow (PCP# 28224) + X-Act (PCP# 28225)	ADAMA Canada	Clethodim: 240 g/L		3 L
		Surfactant: 30%		9 L
Shadow RTM (PCP# 29277) + Amigo (PCP# 22644)	Loveland Products	Clethodim: 240 g/L		3 L
		Surfactant: 30%		9 L

Select/Centurion/Arrow 240 EC/Shadow RTM (cont'd)**Crops, Staging and Rate**

Crops are tolerant at all growth stages with the exception of chickpeas, fenugreek, prairie carnation and coriander, although maximum rates and Pre-harvest Interval must be observed to prevent excess residues in the grain

Maximum Application Rate: Chickpeas and dry beans and prairie carnation - 76 mL/acre

All other crops listed below - 152 mL/acre

alfalfa (seedling)	dry common beans*	flax	safflower ¹
canola	(<i>Phaseolus vulgaris</i>)	lentils mustard (oriental, brown)	soybeans
caraway*	dry onions (1 - 4 leaf)	mustard	spinach* ¹
carrot	fenugreek(3 - 5 leaf)* ¹	parsnip	sunflowers
chickpeas (desi and kabuli before 9 nodes)	field peas	potatoes	
coriander* (2 - 5 leaf)		prairie carnation (2 - 5 leaf)* ¹	
dill* (3 - 5 leaf)		radish	
		red garden beets	

* One application per year.

¹ Select and Centurion only

Note: Dry common bean varieties may vary in their tolerance to clethodim (Arrow/Centurion/Slect/ Shadow). Since not all dry common bean varieties have been tested for tolerance to clethodim, first use of clethodim should be limited to a small area of each variety to confirm tolerance prior to adoption as a general field practice. Additionally, consult your seed supplier for information on the tolerance of specific varieties of dry common beans to clethodim.

Weeds, Rates and Staging

Weed species	Leaf stage	Rate per acre	Rate of Amigo or X-ACT
Green foxtail, volunteer cereals, wild oats, yellow foxtail	2 - 4 leaf	50 mL	0.5% v/v
Barnyard grass, fall panicum, proso millet, volunteer canary grass, volunteer corn, witch grass	2 - 6 leaf		
Barnyard grass, crabgrass, fall panicum, green foxtail, Persian darnel, proso millet, volunteer canary grass, volunteer cereals, wild oats, witch grass, yellow foxtail	2 - 6 leaf	76 mL	0.5% v/v.
Quackgrass (suppression only*)	2 - 6 leaf	76 mL	
Quackgrass control (season-long)	2 - 6 leaf	152 mL	1.0 % v/v

* For quackgrass suppression. Most effective results are achieved when application is made at the 3 to 5 leaf stage, when the canopy is uniform and actively growing.

Registered Tank Mixes

Tank mix partner	Tank mix partner rate	Additional weeds controlled
Flax (including Solin)		
Buctril M	Clethodim: 76 - 152 mL/acre + Buctril M: 400 mL/acre + Amigo: 0.5 % v/v.	Clethodim susceptible weeds plus certain seedling broadleaf weeds. Note: Do not apply this tank mix in hot, humid weather when temperatures are over 25 - 29°C.
Badge (only with Arrow 240)	Clethodim: 76 - 152 mL/acre + Badge: 500 mL/acre + X-Act: 0.5 % v/v.	
Curtail M	Clethodim: 76 mL/acre + Curtail M: 600 - 800 mL/acre + Amigo: 0.5 % v/v.	
Lontrel 360	Clethodim: 76 mL/acre + Lontrel 360: 230 - 340 mL/acre + Amigo: 0.5 % v/v.	
MCPA* (not Solin varieties)	Clethodim: 76 - 152 mL/acre + MCPA ester 600: 340 mL + Amigo: 0.5 % v/v.	Clethodim susceptible weeds plus certain seedling broadleaf weeds.
Canola		
Lontrel	Clethodim: 76 mL/acre + Lontrel 360: 169 - 335 mL/acre + Amigo: 0.5 % v/v.	Clethodim susceptible weeds plus wild buckwheat and Canada thistle.
Muster	Clethodim: 76 mL/acre + Muster: 8 - 12 g/acre + Amigo: 0.5 % v/v.	Clethodim susceptible weeds plus wild mustard, stinkweed, green smartweed and redroot pigweed.

Tank mix partner	Tank mix partner rate	Additional weeds controlled
CLEARFIELD canola		
Pursuit	Clethodim: 76 mL/acre + Pursuit: 40 - 85 mL/acre + Amigo: 0.5 % v/v.	Clethodim susceptible weeds plus chickweed, hemp nettle, red root pigweed, stinkweed, volunteer canola (except CLEARFIELD), wild buckwheat, wild mustard.
Field peas		
Pursuit	Clethodim: 76 mL/acre + Pursuit: 85 mL/acre + Amigo: 0.5 % v/v.	
Liberty Link canola		
Liberty 150 SN	Clethodim: 25 - 50 mL/acre + Liberty: 1.1 - 1.60 L/acre + Amigo: 0.5 % v/v.	Wild oat, volunteer barley, volunteer wheat, volunteer oat plus Liberty susceptible weeds.

* Flax may be treated from 5 cm tall to just before the bud stage.

Bayer CropScience also supports the following mixes that are not on the Centurion label. Centurion with Odyssey in field pea, alfalfa, CLEARFIELD canola and CLEARFIELD lentils, Headline in chickpeas, dry beans, lentil and field pea, Proline with chickpea and lentil, Quadris or Quilt in chickpea, dry beans, lentil and field pea, Decis and Sevin XLR. Loveland Products support the same unregistered tank mixes with Shadow RTM. Apply mixes according to the most restrictive use limitations for either product.

Application Information

With: Apply with ground equipment. Some crops are registered for use by air. Check label. **Water Volume:** Ground application: 22 - 91 L/acre maximum.

Mixing Instructions

Use mixing instructions “c” on page 13.

Application Tips

The use of 80° stainless steel flat fan nozzles tilted 45° forward is recommended for optimum spray coverage. Use high water volumes on dense crop canopies for better penetration to weeds. Best results will occur if applications are made to weeds not stressed by lack of moisture, excessive moisture, low temperature and/or very low relative humidity. Select/Centurion/Arrow/Shadow at 51 mL/acre should only be applied under the following conditions: good crop stand, early application (prior to tillering), light to moderate weed infestation, adequate moisture and fertility, absence of stress, good growing conditions.

How it Works

Select/Centurion/Arrow/Shadow are systemic herbicides that are translocated from the treated foliage to the growing points of leaves, shoots and roots.

Expected Results

Weeds: Leaf foliage will first change from green to yellowish, then purplish and finally a brown colour.

The time required for complete control is 7 - 21 days following treatment, depending on growing conditions and crop competition.

Restrictions

Rainfall: Rainfall within one hour of application may reduce the effectiveness of the spray. **Grazing:** Do not cut treated crops for feed or graze until 60 days after application of clethodim to annual crops and 30 days after application to seedling alfalfa. **Pre-harvest Intervals:** Canola, coriander, common dry beans, caraway, chickpeas (desi, Kabuli), flax (including Solin), lentils, potatoes, and mustard (brown, yellow oriental): 60 days. Alfalfa, carrot, fenugreek, radish, red garden beet and parsnip: 30 days. Dill: 40 days Sunflower: 72 days. Field peas: 75 days.

Environmental Precautions

Clethodim is moderately to highly toxic to aquatic organisms. Avoid contamination of aquatic systems during application. Do not contaminate these systems through direct application, disposal of waste or cleaning of equipment.

Select/Centurion/Arrow 240 EC/Shadow RTM (cont'd)**Toxicity**

Low oral toxicity. Acute oral LD₅₀ (male rats) = 2,920 mg/kg.

Storage

Does not require heated storage.

Sencor Solupak 75 DF

Group 5**Formulation**

Product	Company	Active ingredient	Formulation	Container size
Sencor Solupak 75 (PCP# 20968)	Bayer CropScience	Metribuzin 75%	Water dispersible granules	2.5 kg bags

Crops, Staging and Rates

Crop	Staging	Rate per acre
		Sencor Solupak
Barley	2 - 5 leaf stage	81 - 152 g
Spring wheat (including durum)	2 - 5 leaf stage	81 - 152 g
Winter wheat	In the late fall after tillers have developed	226 - 304 g
Field peas	Post-emergence. Up to 15 cm of vine length (single application)	110 - 152 g
	Post-emergence (split application*)	56 - 77 g
	Pre-plant incorporated when tank mixed with Treflan or Edge	See tank mixes section
Chickpeas	Up to 6 cm in height	110 g
Lentils	Post-emergence. Up to 15 cm of vine length	110 g
Soybeans	Pre-plant-incorporated, when tank mixed with Treflan	
Fababeans	Pre-plant incorporated when tank mixed with Treflan EC or Edge	See Tank Mixes section
Potatoes	Pre-plant incorporated with Eptam	152 - 222 g
	Pre-emergence (irrigation) with Eptam	152 - 222 g
	Early post-emergence. Up to 10 cm	152 g
Alfalfa grown under irrigation (Sencor 480 only)	In the fall to dormant established stand. Injury may occur to alfalfa if Sencor 480 F is applied earlier than 18 months after seeding.	Not registered
Shelterbelts	Pre-plant incorporated - spring. When tank mixed with Treflan EC	Sencor: 161 g + Treflan: 2.1 L

* First application followed by second application, 7 - 10 days later in the same range

Weeds, Rates and Staging**Post-emergence Applications**

Barley, wheat (including durum): apply Sencor Solupak 75 DF at a rate of 81 g/acre.

chickweed	hemp-nettle (suppression)	lamb's-quarter	stinkweed
green smartweed	lady's-thumb	redroot pigweed	volunteer canola

Barley, wheat (including durum): apply Sencor Solupak 75 DF at a rate of 111 - 152 g/acre : all the above weeds plus control of:

ball mustard	hemp-nettle	night flowering catchfly	tartary buckwheat
common groundsel	henbit	Russian thistle	wormseed mustard
corn spurry			

Winter wheat (Norstar only): apply Sencor Solupak 75 DF at a rate of 226 - 303 g/acre

downy brome flixweed shepherd's-purse stinkweed

Chickpeas, lentils (suppression only) : apply Sencor Solupak 75 DF at a rate of 111 g/acre

ball mustard corn spurry hemp-nettle stinkweed
 common chickweed green smartweed lamb's-quarters tartary buckwheat

Field peas: apply Sencor Solupak 75 DF at a rate of 111 - 151 g/acre

ball mustard corn spurry hemp-nettle stinkweed
 common chickweed green smartweed lamb's-quarters tartary buckwheat

Alfalfa (irrigation): apply Sencor Solupak 75 DF at a rate of 610 g/acre

annual sow thistle green foxtail pasture sage shepherd's purse
 downy brome kochia redroot pigweed stinkweed
 flixweed lamb's-quarters Russian thistle wild oats

Potatoes (irrigated): apply Sencor Solupak 75 DF at a rate of 152 g/acre;

do not use post-emergence on varieties Atlantic, Eramosa, red-skinned or any early maturing varieties.

ball mustard green smartweed lamb's-quarter Russian thistle
 common chickweed hemp-nettle night flowering catchfly stinkweed
 common groundsel henbit redroot pigweed tartary buckwheat
 corn spurry lady's-thumb Russian thistle

Pre-plant Incorporated Applications

Must be applied in a tank mix with Trefan EC or Rival - check tank mix label for additional weeds and rates.

Registered Tank Mixes - Post-emergence

Tank mix partner	Staging	Sencor Solupak 75 DF	Tank mixture partner rate
Barley, spring wheat (including durum) - post-emergence			
2,4-D amine	3 - 5 leaf	111 - 222 g	344 - 445 mL
Banvel II	2 - 3 leaf	111 - 222 g	93 mL
MCPA	3 - 5 leaf	111 - 222 g	344 - 445 mL
Target	2 - 3 leaf	111 - 222 g	405 - 605 mL
Field peas - post-emergence			
MCPA (Na-salt)	Vine: 15 cm long	77 g	188 mL
Potatoes (irrigation)			
Prism + Adjuvant	-	113 - 152 g	24 g + 0.2% v/v

Tank mix partner	Sencor Solupak 75 DF	Tank mix partner rate (per acre)
Potatoes - pre-plant incorporated		
Eptam	152 - 222 g	1.7 - 2.2 L
Potatoes (sprinkler irrigation) - pre-emergence		
Eptam	152 - 222 g	1.7 - 2.2 L

Application Information

With: Apply with ground sprayer. **Water Volume:** Post-emergence: Barley, wheat - 40 L/acre. Chickpeas, lentils, peas: 70 L/acre. Pre-plant incorporated (field peas, lentils, faba beans): 40 L/acre. Potatoes - 40 - 120 L. Note: In potatoes, higher rates of water increase crop tolerance.

Mixing Instructions

Use mixing instructions "a" on page 13.

Incorporation

Be aware of soil organic matter levels when applying Sencor either alone or with a soil incorporated mix with other herbicides. Special conditions may apply.

Sencor Solupak 75 DF (cont'd)

With irrigation:

Sencor + Eptam: Potatoes: pre-emergence in sprinkler irrigation. Apply specified dosage in 3 - 8 mm of water per acre on a continuous injection in centre pivot systems, or in the last 15 - 30 minutes of set in permanent solid set sprinkler system of self-propelled wheel move systems. On sandy soil, apply in 3 - 5 mm of water and use the lower rate of Sencor and Eptam. Apply pre-emergence to crop and weeds. Use the higher rate for control of grassy weeds or when broadleaf weeds are dense.

Application Tips

Allow 4 - 5 days between application of Sencor and post-emergent wild oat herbicides. Allow 4 - 5 days after frost for crop to recover before applying Sencor. Weed control may be reduced if applied later than the 5-leaf stage of crop. Crop may be sprayed when wet with dew. When incorporated, crop must be planted at least 5 cm below soil surface. Uneven application or improper incorporation of can result in erratic weed control or crop injury depending on rate used.

Stress conditions such as seedling disease, cold weather, deep planting, excessive moisture, high salt concentration, or drought may weaken seedlings and increase the possibility of crop damage from the herbicides. Temporary lightening in colour may occur on the margin of leaves or cotyledons and a slight delay in crop development may be observed. This is quickly outgrown and usually has no lasting effect.

How it Works

A systemic herbicide absorbed by leaves and roots and translocated to new growth. Inhibits photosynthesis and the weed turns brown and dies.

Expected Results

Broadleaf weeds: Initial yellowing 5 - 7 days after application; weeds turn brown and die within 14 - 16 days. Active in soil for a short period and can control new shallow-rooted germinants, like chickweed.

Crops: In extremely hot weather or when frost occurs within 1 - 2 days of application, crop will show some yellowing and slight reduction in height. Discolouration disappears in 7 - 10 days. On Klondike, Johnston, AC Lacombe and Leduc barley varieties, temporary lightening in colour and reduction in height may occur. Lentils and peas provide little competition against weed growth due to their low growth habit. Under heavy weed infestations or lush growth, control may be poor.

Field peas and lentils: Stressful conditions increase the possibility of damage. Temporary lightening on the margins of cotyledons and a slight delay in development may occur. Ensure 70 L/acre **Water Volume** is used to reduce crop injury.

Restrictions

Rainfall: Rainfall within 6 hours after application may reduce weed control. **Grazing:** Do not graze or feed treated crop to livestock within 30 days of application (lentils, peas: 70 days). **Pre-harvest Intervals:** Do not harvest barley, wheat or potatoes within 60 days of application. Do not harvest lentils, chickpeas, or field peas within 70 days of application. Do not harvest processing peas or chickpeas within 40 days of application. **Re-cropping:** 24 months are required for crops other than potatoes if 910 mL/acre (610 g/acre) is applied on irrigated alfalfa. Canola, celery, cole crops, cucurbits, lettuce, onions, peppers, spinach, sugar beets, sunflowers, table beets and turnips may be injured if planted in soil treated with Sencor during the year of application and the following crop year. Fall seeded or cover crops such as wheat, oats, and rye may be injured when seeded in the same season as the application of Sencor. For pre-plant applications of Sencor + Treflan or Edge, oats, sugar beets, creeping red fescue and small-seeded grasses (e.g. timothy, canary seed) should not be planted the following crop year as a precaution.

Environmental Precautions

Avoid contamination of water bodies through the use of recommended buffer zones between treated areas and sensitive areas.

Runoff: Use recommended buffer zones to prevent Runoff. **Leaching:** Leaching is possible with permeable soils and areas with a high water table. Metribuzin may reach surface water bodies including streams and reservoirs under heavy rainfall conditions.

Toxicity

Moderate oral toxicity. Acute oral LD₅₀ (male/female combined rats) = 1,471 mg/kg. Mild skin irritant.

Storage

No damage by freezing but avoid large temperature fluctuations. Store in a cool, dry place.

Signal F

Group 1, 4

Formulation

Product	Company	Active ingredient	Formulation	Container size
Signal F (PCP# 31434)	Nufarm Canada	Clodinafop-propargyl: 112 g/L + fluroxypyr: 217 g/L	Emulsifiable concentrate	8 L jug
Enhance (PCP# 29952)	Nufarm Canada	Triglyceride ethoxylate 10 POE 80%	Emulsifiable concentrate	4 L jug

Crops, Staging and Rates

Crop	Stage	Rate
Spring wheat (including durum)	2 leaf - prior to emergence of 4th tiller	Signal F .2 L/ac + Enhance 0.25% v/v

Weeds and Staging

Weeds controlled	Stage	Additional remarks
Barnyard grass	1 - 5 leaf	For optimal control, apply before tilling, and while weed is actively growing
Canary seed, volunteer	1 - 5 leaf	Prior to emergence of 4th tiller
Green foxtail, yellow foxtail	1 - 5 leaf	For optimal control, apply prior to emergence of the 3rd tiller while foxtail is actively growing
Oats (tame), volunteer	3 - 6 leaf	Prior to emergence of 4th tiller
Wild oats	1 - 6 leaf	Prior to emergence of 4th tiller
Cleavers	1 - 4 whorls	
Flax, volunteer	1- 12 cm	
kochia	2 - 8 leaf	Including biotypes resistant to Group 2 that inhibit the ALS enzyme
Wild buckwheat*	1 - 4 leaf	

* Suppression only.

Registered Tank Mixes

Tank mix partner	Tank mix product rates	Crop stage
Herbicides		
2,4-D Ester 700	Up to 0.344 L/ac	4 leaf - flag leaf emergence
MCPA Ester 600	Up to 0.379 L/ac	3 leaf - prior to 4th tiller

Application Information

With: Apply with ground sprayers only. **Water Volume:** Ground 40 L/acre.

Application Tips

Weed control following application of clodinafop-propargyl alone or in combination with broadleaf weed herbicides can be reduced or delayed under stress conditions such as drought, heat, insufficient fertility, flooding or prolonged cool temperatures. Application under stress conditions is not recommended as it can damage the crop and weed regrowth can occur.

Signal F (cont'd)**How it Works**

Clodinafop-propargyl is absorbed by the leaves and is rapidly translocated to the growing points of leaves and stems. Thorough coverage of the plants is essential for consistent control. Fluroxypyr mimics naturally occurring plant hormones and controls weeds by disrupting normal plant growth patterns. Symptoms include twisting of stems and swollen nodes.

Expected Results

Actively growing susceptible grasses stop growing within 48 hours of treatment. Depending on species, growing conditions and crop competition, leaves and growing points turn yellow within one to three weeks after application. Further colour changes and complete control are achieved three to five weeks after application. Broadleaf weeds: Weeds start to twist shortly after spraying. After twisting and bending, plants stop growing, turn brown and die.

Restrictions

Rainfall: Rainfall within 1 hour of application may reduce control. **Grazing:** Livestock may be grazed on crop 3 days after application. Do not harvest the treated crop within 60 days of application. **Re-cropping:** Barley, canola, fallow, flax, forage grasses, lentils, mustards, oats, peas, rye or wheat can be seeded in the year following application of Signal F.

Environmental Precautions

The active ingredient, clodinafop-propargyl, is highly toxic to fish. Do not apply clodinafop-propargyl-based products directly to freshwater habitats. A 15-metre buffer zone should be established between areas to be sprayed and aquatic environments or terrestrial habitats listed above. **Runoff:** Under certain conditions, these products have the potential to run off from treated areas. Site characteristics and conditions that may lead to runoff include, but are not limited to, heavy rainfall, moderate to steep slope, bare soil, poorly draining soil (e.g. soils that are compacted, fine textured or low in organic matter such as clay) and should be avoided. Do not apply when heavy rain is forecast.

Toxicity

Clodinafop-propargyl is practically non-toxic to mammals. Acute oral LD₅₀ (rats) = > 5,000 mg/kg. Fluroxypyr has very low mammalian toxicity. Acute oral LD₅₀ >2,000 mg/kg.

Storage Store in a dry, heated area. If product is frozen, bring to room temperature and agitate before use.

Simplicity

Group 2

Formulation

Product	Company	Active ingredient	Formulation	Container size
Simplicity (PCP# 28887)	Dow AgroSciences	Pyroxsulam: 30 g/L	Oil dispersion	2 x 8 L

One case treats 80 acres

Crops, Staging and Rates

Note: Add either Agral 90, AgSurf, Surf 92 at 0.25v/v (0.25 L per 100 L of spray solution) or Assist oil concentrate at 0.8 L per 100 L of spray solution.

Crop	Staging	Rate
Spring, winter and durum wheat	Apply from the 3-leaf stage to before the flag leaf stage.	200 mL/acre. Use surfactant only when Simplicity is applied alone or when tank mix partner requires a surfactant.

Note: Occasionally slight yellowing or height reduction may be observed in the treated crop. These transient symptoms disappear within 14 days with no reduction to yield. Do not apply to crops suffering from drought, nutrient deficiency or exposed to frost or other agronomic factors affecting plant growth.

Weeds and Staging: At the 200 mL/acre Rate

barnyard grass (1 - 5 leaf stage)	green foxtail* (1 - 5 leaf)	stinkweed (up to 30 cm)
Canada thistle* (up to 30 cm, prebud)	hemp-nettle (1- 8 leaf)	wild buckwheat* (1 - 4 leaf)
common chickweed (up to 10 cm)	lady's-thumb (1 - 5 leaf)	wild oats (up to 4 leaf, 2 tillers)
cleavers (up to 6 whorls)	Japanese brome (1 - 6 leaf)	volunteer canola (excluding CLEARFIELD) (1 - 5 leaf)
corn spurry (up to 2 whorl, <10cm)	red root pigweed (1 - 8 leaf)	yellow foxtail (1 - 5 leaf)
cow cockle (up to 8 leaf)	round-leaved mallow (up to 6 leaf, <10cm)	
dandelion* (≤ 20 cm)	Russian thistle* (up to 10 cm)	
downy brome* (1 - 6 leaf)	smartweed, lady's thumb (1 - 5 leaf)	
flixweed (up to 10 cm)	shepherd's purse (up to 30 cm)	

* Suppression

** Fall application in winter wheat will give control; spring application will suppress downy brome.

Note: Use surfactant only when Simplicity is applied alone or when tank mix partner requires a surfactant. Add either Agral 90, AgSurf, Surf 92 at 0.25v/v (0.25 L per 100 L of spray solution) or Assist oil concentrate at 0.8 L per 100 L of spray solution.

Registered Tank Mixes

Do not add surfactant when tank mixing Simplicity with registered broad leaf herbicides, unless otherwise indicated.

Tank mix partner	Tank mix partner rate	Additional weeds controlled
2,4-D Ester 700	Simplicity: 200 mL/acre + 2,4-D Ester 700 (160 - 241 mL/acre)	Added broadleaf control. The lowest rate will add lamb's quarters and all volunteer canola.
Attain XC	Simplicity: 200 mL/acre + Attain XC A: 95 mL/acre + Attain XC B: 340 mL/acre	See Attain XC label.
Buctril M	Simplicity: 200 mL/acre + Buctril M: 404 mL/acre	See Buctril M label.
Curtail M	Simplicity: 200 mL/acre + Curtail M: 600 mL/acre	Canada thistle (season-long).
Frontline XL	Simplicity: 200 mL/acre + Frontline XL: 506 mL/acre	Consult Frontline XL label.
Frontline 2,4-D	Simplicity: 150 - 200 mL/acre + Frontline 2,4-D A: 27 mL/acre + Frontline 2,4-D B: 248 mL/acre	Wild buckwheat (1-7 leaf) + 2,4-D ester susceptible weeds.
MCPA LV ester 600	Simplicity: 200 mL/acre + MCPA ester 600: 187 - 374 mL/acre	Added broadleaf control. The lowest rate will add control of lamb's quarters and all volunteer canola. Use 374 mL/acre rate for added weeds and larger sized weeds.
OcTTain XL	Simplicity: 150 - 200 mL/acre OcTTain: 450 mL/acre	See OcTTain Label.
Prestige XC	Simplicity: 200 mL/acre + Prestige XC "A": 130 mL/acre + Prestige XC "B": 600 mL/acre	Wild buckwheat (1- 9 leaf), Russian thistle (2 - 10 cm high).
Spectrum	Simplicity: 200 mL/acre + Spectrum A: 40 mL/acre + Spectrum B: 600 mL/acre	Consult Spectrum label for additional weeds controlled.
Thumper	Simplicity: 200 mL/acre + Thumper: 405 mL/acre	Consult label.

Application Information

How to apply: Apply with ground equipment or by air.

Water Volume: 20 - 40 L/acre ground application, 12 - 20 L/acre aerial application.

Mixing Instructions

Use mixing instructions "a" on page 13.

Application Tips

Only weeds emerged at time of application are controlled. For optimum results, apply Simplicity to actively growing seedling weeds. Weed control may be reduced if Simplicity is applied under stress conditions. Do not apply to crops that are stressed as crop injury may result. Under conditions of low crop competition and high weed density or wet foliage at time of application, control may be reduced.

Simplicity (cont'd)

How it Works

Simplicity inhibits the production of the ALS enzyme in plants. This enzyme is essential for the production of certain amino acids, which are essential for plant growth.

Expected Results

Simplicity rapidly stops the growth of susceptible weeds. However, typical symptoms (discolouration) of dying weeds may not be noticeable for 1 - 3 weeks following application, depending on growing conditions and weed susceptibility. Degree of control and duration of symptoms depend on weed sensitivity, weed size, crop competition, growing conditions following treatment and spray coverage.

Restrictions

Rainfall: Rain within 2 hours of application may reduce control. **Grazing:** Livestock may be grazed on treated crops 7 days following application. **Pre-harvest Intervals:** Do not harvest the treated crop within 60 days after application.

Re-cropping: Eleven months following an application of Simplicity, the following crops can be seeded: barley, brown mustard, canola, dry bean (of the species *Phaseolus vulgaris*), flax, canola quality Brassica juncea, lentils, oats, field peas, potatoes, chickpea, spring wheat, soybean, sunflowers and yellow mustard or summerfallowed.

Environmental Precautions

Simplicity is toxic to aquatic organisms and non-target terrestrial plants. Avoid contamination of these sensitive areas by using the recommended buffer of 1 metre from water bodies and 2 metres from sensitive terrestrial areas.

Drift: Do not allow spray mist to drift.

Toxicity

Low oral toxicity. Acute LD₅₀ (rats) = >3,129 mg/kg. May cause moderate skin irritation.

Storage

Store in original container in a secure, dry, heated storage. This product will freeze at -10°C. Do not store below -9°C. Allow product to warm above 7°C before using and thoroughly mix the product prior to use.

Solo

Group 2

Formulation

Product	Company	Active ingredient	Formulation	Container size
Solo (PCP# 25496, 28741, 28742)	BASF Canada	Imazamox: 70%	Water dispersible granules	4 x 117 grams

One case treats 40 acres.

Note: Merge adjuvant required at 0.5% v/v but not supplied.

Crops, Staging and Rates

Crop*	Staging	Rate
CLEARFIELD canola	2 - 6 leaf stage	11.7 g/acre unless otherwise noted. Merge Adjuvant: 0.5% v/v (5.0 L of Merge per 1,000 L of spray solution)
CLEARFIELD XCEED canola		
CLEARFIELD lentils		
CLEARFIELD sunflower	2 - 8 leaf stage	
Dry beans**	After 3rd trifoliolate stage	

*Initial transient crop yellowing may be observed after application but this is outgrown and should not affect yield. **Only use on dry beans when mixed with Basagran Forte + 2% v/v UAN tank mix.

Weeds and Staging

Grasses: 1 - 4 true leaf stage up until early tillering.

barnyard grass	volunteer canary seed	wild oats
green foxtail	volunteer cereals	yellow foxtail
Japanese brome*	volunteer wheat (excluding volunteer CLEARFIELD wheat)	
Persian darnel		

Broadleaves: cotyledons - 4 leaf stage

cleavers*	lamb's-quarters*	stinkweed
cow cockle	redroot pigweed	volunteer canola (excluding CLEARFIELD)
green smartweed	round-leaved mallow*	wild buckwheat*
kochia†* (excluding Group 2 resistant biotypes)	Russian thistle	wild mustard†
	shepherd's purse	

* Suppression only.

† Note: Recent surveys of kochia in Alberta have found 90% of fields contain kochia that are resistant to Group 2 herbicides. Without testing, assume kochia in your field is resistant to Group 2 herbicides and use other herbicides groups to control kochia. Some wild mustard populations may also be resistant to Group 2 herbicides.

Registered Tank Mixes

Tank mix partner	Tank mix partner rate	Additional weeds controlled
Field peas		
Basagran Forte	Solo: 11.7 g/acre + Basagran Forte: 361 mL/acre + 808 nitrogen source (UAN: 28%)	Volunteer CLEARFIELD canola, wild mustard (including Group 2 resistant types), volunteer lentils (including Clearfield types) and cleavers (including Group 2 resistant types).
Dry beans		
Basagran Forte	Solo: 11.7 g/acre + Basagran Forte: 500 mL/acre + 2% v/v UAN 28%	Volunteer CLEARFIELD canola, wild mustard (including Group 2 resistant types) and suppression of spiny annual sow thistle.

Application Information

How to Apply: Apply with ground equipment only. Do not apply by air. **Water Volume:** 40 L/acre.

Mixing Instructions

Use mixing instructions “d” on page 13.

Application Tips

Water soluble bags will dissolve better when kept intact; do not split bags. If agitation is stopped for more than 5 minutes, re-suspend spray solution by full agitation prior to commencing spraying again. Do not spray Solo if temperatures of +5°C or lower are forecasted within 3 days of application. Temperatures near freezing (below 5°C) will prevent optimum herbicide performance, as weeds are not actively growing. Initial transient crop yellowing may be observed after application, but this is outgrown and should not affect yield.

How it Works

Absorbed by foliage and roots. Disrupts plant metabolism causing growth to stop. Works best under good growing conditions.

Expected Results

Susceptible weeds stop growing within 24 - 48 hours. Yellow striping and purplish or reddish discolouration of the leaves may occur. Leaves begin to die in 3 - 10 days starting with the youngest and moving to the older leaves. Death of the plant may occur in 1 - 3 weeks.

Restrictions

Rainfall: Do not spray if there is a forecast of rain during or soon after application as the rain may reduce control.

Grazing: Do not graze treated crop or cut for feed within 20 days of application. Do not graze treated sunflower plants or cut for straw; sufficient data are not available to support such use.

Pre-harvest Intervals: Do not harvest the treated crop within 60 days of application. **Re-cropping:** Winter wheat may be seeded 3 months after application.

Solo (cont'd)

Barley, canaryseed, all types of canola, chickpeas, CLEARFIELD lentils, field corn, sunflowers (including CLEARFIELD varieties), field peas, flax, lentils, oat, spring wheat (including durum) may be seeded the first spring after application. Condiment mustard can be seeded 2 years after treatment. The company recommends that a field bioassay (a test strip grown to maturity) be conducted the year before growing any crops other than those listed above. Contact manufacturer for additional information on recropping intervals.

Environmental Precautions

Solo is highly toxic to aquatic plants and non-target terrestrial plants. Leave at least an 11 metre buffer strip between the point of application and sensitive aquatic and terrestrial habitats. Avoid runoff.

Toxicity

Low acute oral toxicity. Acute oral LD₅₀ (rats) = 5,000 mg/kg. Non-toxic to fish, birds and bees.

Storage

Store at temperatures above 5°C. Keep unused water soluble bags in resealed, original container. Keep packages dry at all times.

Spectrum

Group 2, 4

Formulation

Each case of Spectrum contains two components: Spectrum A and Spectrum B

Product	Company	Active ingredient	Formulation	Container size
Spectrum A (PCP# 27031)	Dow	Florasulam: 50 g/L	Suspension	0.8 L
Spectrum B (PCP# 27032)	AgroSciences	Clopyralid: 50 g/L + MCPA ester:	E.C	12 L

Crops, Staging and Rates

Crop	Staging	Rate
Barley	2 - 6 leaf.	Spectrum A: 40 mL/acre Spectrum B: 600 mL/acre
Spring wheat (including durum)		
Forage grasses (seedling and established for seed production): fescue (chewing, creeping red, hard), wheat grass (crested and intermediate, tall), brome grass (smooth, meadow and hybrid), perennial rye grass, timothy	No stage specified on the label.	

Weeds and Staging

Annual broadleaf weeds: Apply at 1 - 4 leaf stage, unless otherwise stated.

Canada thistle and perennial sow thistle: Apply after all thistles have emerged and when the majority are in the rosette to pre-bud stage.

annual sow thistle	flixweed (spring seedlings only)	smartweed
Canada thistle	hemp-nettle	stinkweed
chickweed	lamb's-quarters	stork's-bill
cleavers	perennial sow thistle (top growth control)	volunteer canola (all varieties)
dandelions (spring seedlings and over-wintered 15 cm)*	redroot pigweed	wild mustard
	shepherd's purse	wild buckwheat

* Suppresses dandelions greater than 15 cm across and mature plants

Registered Tank Mixes

Tank mix partner	Tank mixture rate	Adjuvant	Additional weeds controlled
Barley, spring wheat (including durum)			
Assert 300 SC	647 mL/acre	Acidlulate: 2.5 kg/10.8 L of Assert	Wild oat.
Barley and spring wheat (excluding durum)			
Axial 100 EC + Adigor	243 mL/acre	Adigor: 283 mL/acre	Wild oats and green foxtail.
Spring wheat (including durum)			
Everest	17.4 g/acre	Ag-Surf or Agral 90: 0.25 % v/v	Barnyard grass, green foxtail, yellow foxtail, proso millet, volunteer canary seed, wild oats.
Simplicity	200 mL/acre	None required	Grass and broadleaf weeds consult label.

Application Information

How to Apply: Apply with ground equipment only. Do not apply by air. **Water Volume:** 40 L/acre.

Mixing Instructions

Use mixing instructions “b” on page 13. Add A first, then B.

Application Tips

Do not apply to crops underseeded to legumes. Weeds hardened off by cold weather or drought stress may not be adequately controlled or suppressed and regrowth may occur. For best results, ensure adequate spray coverage of the target weeds.

How it Works

Spectrum tank mix is a combination of Group 2 and Group 4 herbicides. Group 2 herbicides inhibit the production of the ALS enzyme in plants. This enzyme is essential for the production of certain amino acids that are essential for plant growth. Group 4 herbicides are synthetic auxins, which act at multiple sites in the plant to disrupt hormone balance and protein synthesis and thereby cause a variety of plant growth abnormalities.

Expected Results

The weeds susceptible to florasulam will stop growing almost immediately. The weeds turn yellow or reddish. Symptoms such as yellowing and red coloration may not be noticeable for 1 - 2 weeks. Twisting of stems may also be observed on weeds sensitive to Curtail M. Warm, moist conditions, small weed size and a competitive crop will optimize weed control provided by Spectrum.

Restrictions:

Rainfall: Do not apply if rainfall is expected within 6 hours. **Grazing:** Do not permit any **Grazing** within 7 days after application. Do not harvest forage or cut hay within 7 days after application. Withdraw meat animals from treated fields at least 3 days before slaughter. **Pre-harvest Intervals:** Do not harvest the treated crop within 60 days after application. **Re-cropping:** Fields previously treated with Spectrum herbicide can be seeded the following year to barley, canola, field peas, oats, or wheat or fields can be summerfallowed. Seed only those crops listed above in the year following treatment. Very dry soil conditions following application can result in a risk of injury to field peas grown in rotation. If severe drought conditions are experienced during the months of June to August inclusive in the year of application, delay seeding field peas an additional 12 months (total 22 months following application).

Environmental Precautions

Spectrum A is highly toxic to aquatic organisms on an acute basis. It is slightly toxic to birds. A buffer zone of 30 metres is required between the application area and sensitive aquatic and terrestrial habitats. Do not contaminate these habitats when cleaning and rinsing spray equipment or containers.

Toxicity

Spectrum A has extremely low acute toxicity. Acute LD₅₀ = >5,000 mg/kg. Spectrum B (Clopyralid and MCPA) has low acute toxicity. Acute LD₅₀ rats = >2,000 mg/kg. MCPA has moderate acute toxicity. Acute LD₅₀ of technical = (700 - 800 mg/kg).

Spectrum (cont'd)**Storage**

Store in a dry, heated storage. If products are frozen, bring to room temperature and agitate before use.

Stellar

Group 2, 4

Formulation

Product	Company	Active ingredient	Formulation	Container size
Stellar A (PCP# 29286)	Dow AgroSciences	Florasulam: 2.5 g/L + Fluroxypyr: 100 g/L	SC	2 X 8.0 L
Stellar B (PCP# 29165)	Dow AgroSciences	MCPA Ester (600 g/L)	EC	9.33

Treat 40 acres per case of Stellar.

Crops, Staging and Rates

Crop	Staging	Rate
spring and durum wheat, barley, oats	2 leaf to expanded 6 leaf	Stellar A: 400 mL/acre + Stellar B: 240 mL/acre

Weeds, Rates and Staging

Weed stage: Apply when weeds are actively growing (2 - 4 leaf stage). Only weeds emerged at the time of treatment will be controlled. Best results are obtained from applications made to seedling weeds. Follow all precautions, directions for use, and limitations on the tank-mix partner labels.

Weeds Controlled

burdock	kochia*	Russian pigweed	volunteer flax
chickweed	lamb's-quarters	shepherd's purse	wild buckwheat
cleavers (1 - 8 whorl)	plantain	stinkweed	wild mustard
cocklebur	prickly lettuce	sunflower(annual)	wild radish
flixweed	ragweed	vetch	
hemp nettle*	red root pigweed	volunteer canola	

* Includes ALS resistant biotypes.

Registered Tank Mixes

Herbicide tank mix partner	Crops registered	Rate of herbicide tank mix partner	Remarks (adjuvant rate, crop staging and any other restrictions)
Assert 300 SC	Spring wheat, durum wheat and spring barley	640 mL/acre	Add tank-mix partners in the following order: Stellar A, Spray Water pH Adjuster, Assert 300 SC, Stellar B.
Axial 100 EC	Spring wheat and spring barley	240 mL/acre + Adigor: 280 mL/acre	See label for mixing instructions.
Everest Solupak 70DF Herbicide	Spring wheat and durum wheat	17.2 g/acre + non-ionic surfactant: 0.25%v/v	See label for mixing instructions.

Simplicity is a supported tank-mix partner based in accordance with PMRA tank-mix guidelines.

Application Information

Water Volume: Ground equipment only (40 L/acre).

Mixing Instructions

Half fill sprayer with water and agitate. Add Stellar A, then B, then any tank mix partner.

How it Works

Stellar is readily absorbed by weed foliage. The florasulam component inhibits the ALS enzyme in plants resulting in a rapid halt in plant growth followed by yellowing, most noticeable after 1-2 weeks. The fluroxypyr and MCPA components mimic plant growth regulators causing swelling and thickening and twisted weed growth followed by yellowing and browning, resulting in plant mortality.

Expected Results

Weeds start to discolour and twist shortly after application. Plant growth will cease or become erratic followed by browning and plant mortality.

Restrictions

Rainfall: Do not apply if rainfall is expected within 2 hours of application. **Re-cropping:** Fields previously treated with Stellar can be seeded the following year to barley, canola, oats, peas, or wheat or fields can be summerfallowed.

Grazing: Do not cut the treated crop for hay or graze treated crop within 7 days after application. **Pre-harvest Intervals:** Do not harvest the treated crop within 60 days after application. **Leaching:** This product has potential to leach. Do not apply excessive irrigation. **Buffer Zone:** Use a buffer zone of 30 metres between area applied and sensitive terrestrial and aquatic habitats.

Toxicity

For Stellar A, the oral LD₅₀ for rats is >2,000 mg/kg (males). Stellar B has moderate acute toxicity. LD₅₀ of technical = 700-800 mg/kg.

Storage

Store in original containers in a secure, dry heated storage. If product is frozen, bring to room temperature and agitate before use.

Tandem

Group 2, 4

Formulation

Product	Company	Active ingredient	Formulation	Container size
Tandem A (PCP#29985)	Dow AgroSciences	Pyroxsulam: 30 g/L	Oil dispersion	1 x 8 L
Tandem B (PCP#29965)		Fluroxypyr: 333 gae/L	E.C.	1 X 4.84

One case treats between 40-53 acres

Crops, Staging and Rates

Crop	Staging	Rate
Spring, winter and durum wheat	Apply to actively growing wheat from the 3-leaf stage to the first node stage.	Low rate: Tandem A 150 mL/acre rate + Tandem B: 85 mL/acre rate in spring and durum wheat High rate: Tandem A: 200 mL/acre rate + Tandem B: 125 mL/acre rate

Note: Occasionally slight yellowing or height reduction may be observed in the treated crop. These transient symptoms disappear within 14 days with no reduction to yield. Do not apply to crops suffering from drought, nutrient deficiency or exposed to frost or other agronomic factors affecting plant growth

Tandem (cont'd)**Weeds Controlled and Staging****High Rate**

barnyard grass (1 - 5 leaf stage)	downy brome (1 - 6 leaf)	Japanese brome (1 - 6 leaf)	volunteer canola (excluding CLEARFIELD)
common chickweed** (up to 10 cm)	suppression	kochia**	volunteer flax (1 - 12 cm)
cow cockle (up to 8 leaf)	flixweed (up to 10 cm)	red root pigweed (1 - 8 leaf)	yellow foxtail (1 - 5 leaf)
cleavers (up to 8 whorls)	green foxtail* (1 - 5 leaf)	stork's bill*	
dandelion*	hemp-nettle** (1- 8 leaf)	wild buckwheat* (1 - 4 leaf)	
	lady's-thumb (1 - 5 leaf)	wild oats (up to 4 leaf, 2 tillers)	

* Suppression

** Includes biotypes resistant to Group 2 herbicides that inhibit the ALS enzyme

Low Rate

wild oats (up to 4 leaf, 2 tillers) cleavers (1 - 6 whorls)

Tandem A Rate: 150 mL per acre. Tandem B Rate: 84 mL/acre with conditions of low wild oat populations <75 wild oats/m²**Registered Tank Mixes**

Tank mix partner with Tandem	Tank mix partner rate	Additional weeds controlled
2,4-D ester	Up to 241 ml/acre LV ester 700	Susceptible weeds such as bluebur, burdock, cocklebur, goat's beard, lamb's quarters, mustards (except dog and tansy), plantain, prickly lettuce, Russian thistle, shepherd's purse, stinkweed, volunteer canola, wild buckwheat, wild radish. Consult 2,4-D ester label for stages and rates.
MCPA ester	Up to 374 m/acre LV ester 600	Susceptible weeds such as burdock (4 leaf stage), cocklebur, mustards(except dog and tansy), lamb's quarters, plantain, prickly lettuce, ragweeds, Russian pigweed, shepherd's purse, stinkweed, annual or volunteer sunflower, volunteer canola, wild buckwheat, wild radish. Consult MCPA ester labels for stages and rates
Curtail M	600 ml/acre	Susceptible weeds such as Canada thistle (low infestations), burdock, cocklebur, field horsetail, lamb's quarters, wild mustard, plantain, prickly lettuce, wild radish, ragweed, shepherd's purse, stinkweed, annual sunflower, volunteer sunflower, vetch. Consult Curtail M label for weed stages and rates.

*Under low wild oat populations (<75 plants/sq metre), can use a lower rate of Tandem at the low rate/acre when mixed with these products.

Application Information**With:** Apply with ground equipment or by air. **Water Volume:** 20 - 40 L/acre ground or 12 - 20 L for air application.**Mixing Instructions**

Half fill tank with water and agitate. Add Tandem A, then Tandem B, then any tank mix partner; add non-ionic surfactant, then finish filling tank.

Application Tips

Only weeds emerged at time of application are controlled. For optimum results, apply Tandem to actively growing seedling weeds. Weed control may be reduced if Tandem is applied under stress conditions. Do not apply to crops that are stressed as crop injury may result. Under conditions of low crop competition and high weed density or wet foliage at time of application, control may be reduced.

How it Works

Tandem A inhibits the production of the ALS enzyme in plants. This enzyme is essential for the production of certain amino acids, which are essential for plant growth. Tandem B is a plant growth regulator, which will cause twisting, bending and erratic growth of susceptible weeds.

Expected Results

Tandem rapidly stops the growth of susceptible weeds. However, typical symptoms (discolouration) of dying weeds may not be noticeable for 1 - 3 weeks following application, depending on growing conditions and weed susceptibility. Degree of control and duration of symptoms depend on weed sensitivity, weed size, crop competition, growing conditions following treatment and spray coverage.

Restrictions

Rainfall: Rain within 2 hours of application may reduce control. **Grazing:** Livestock may be grazed on treated crops 7 days following application. **Pre-harvest Intervals:** Do not harvest the treated crop within 60 days after application. **Re-cropping:** Eleven months following an application of Tandem, the following crops can be seeded: barley, brown mustard, canola, dry bean (of the species *Phaseolus vulgaris*), flax, canola quality *Brassica juncea*, lentils, oats, field peas, chickpea, spring wheat, soybean and yellow mustard, sunflowers or summerfallowed.

Environmental Precautions

Simplicity is toxic to aquatic organisms and non-target terrestrial plants. Avoid contamination of these sensitive areas by using the recommended buffer of 1 metre from water bodies and 2 metres from sensitive terrestrial areas.

Drift: Do not allow spray mist to drift.

Toxicity

Tandem A has a low oral toxicity. Acute LD₅₀ (rats) = >3,129 mg/kg. May cause moderate skin irritation.

Tandem B has a very low mammalian toxicology with acute oral LD₅₀ of >2,000 mg/kg.

Storage

Store in original container in a secure, dry, heated storage. This product will freeze at -10°C. Do not store below -9°C. Allow product to warm above 7°C before using, and thoroughly mix the product prior to use.

Target/Sword/Tracker XP

Group 4

Formulation

Product	Company	Active ingredient	Formulation	Container size
Target (PCP# 28028)	Syngenta	MCPA: 275 g/L + Mecoprop-P: 62.5 g/L + Dicamba: 62.5 g/L	Solution	2 x 10 L, 160 L
Sword (PCP# 27892)	Loveland Products Canada			
Tracker XP (PCP# 27790)	IPCO			

Crops, Staging and Rates

Rate: 400 - 600 mL/acre.

Crops	Staging	Specific remarks
Barley	2 - 4 leaf	Do not underseed to legumes. For wheat, oats and barley, a maximum of 1 application is permitted per year. For canary seed, a maximum of 2 applications are permitted per year, with a minimum retreatment interval of 90 days.
Canary seed, oats, spring wheat (including durum)	2 - 5 leaf	
Winter wheat	Apply in the spring before the crop is more than 30 cm high (top leaf extended).	
Summerfallow or fall stubble (Canada thistle control program)	Summerfallow: Early bud stage Fall Stubble: 15 - 20 cm tall or across.	

Note: Applications made later than the recommended timing may result in flattening of the crop and shortening of the straw (particularly under stress conditions).

Target and Sword only

Apply at 2 - 4 leaf stage

Seedling and established grasses grown for forages

creeping red fescue
crested wheatgrass

intermediate wheatgrass
meadow foxtail

orchard grass
smooth bromegrass

timothy

Target/Sword/Tracker XP (cont'd)**Established grasses grown for forages**

kentucky bluegrass	meadow fescue	slender wheatgrass	tall wheatgrass
meadow bromegrass	pubescent wheatgrass	tall fescue	western wheatgrass

Weeds and Staging

Apply at 2 - 3 leaf stage and actively growing for best results unless otherwise stated

annual sow thistle	green smartweed	perennial sow thistle*	volunteer rapeseed
ball mustard	hedge bindweed*	prostrate pigweed	volunteer sunflower
Canada thistle*	hemp-nettle (before 2nd pair	redroot pigweed	volunteer tame buckwheat
cleavers (1 - 2 whorls)	of true leaves)	Russian thistle (<5 cm high)	wild buckwheat
common ragweed	knotweed	shepherd's-purse	wild mustard
corn spurry	kochia	stinkweed	wormseed mustard
cow cockle	lady's-thumb	tall mustard	yellow mustard
field bindweed*	lamb's-quarters	tame buckwheat	
flixweed	night flowering catchfly	tartary buckwheat	

* Top growth control only

Registered Tank Mixes

Tank mix partner	Tank mix partner rate	Additional weeds controlled
Spring wheat (including durum)		
Horizon NG	Target: 400 - 600 mL/acre + Horizon NG: 376 mL/acre	Wild oats and green foxtail. Target only registered for this mix.
Wheat and barley		
Lorox	Target/Sword/Tracker XP: 400 - 600 mL/acre + Lorox: 172 mL/acre	Chickweed.
Sencor	Target/Sword/Tracker XP: 400 - 600 mL/acre + Sencor: 111 - 172 mL/acre	Chickweed.

Application Information

With: Apply with ground sprayers or by air. **Water Volume:** Ground application: 40 L/acre. Aerial application: 12 L/acre (minimum).

Application Tips

In winter wheat, spray winter annuals as soon as growth begins in spring. Use the 600 mL/acre rate when weeds are not actively growing due to extended periods of hot and dry, or cold and wet, weather prior to or following application or when weeds are beyond the 3-leaf stage or for heavy weed infestation. Do not let contents stand for long periods in the tank. Agitate every 8 hours.

How it Works

A combination of 3 systemic hormonal herbicides that accumulate in the growing point of susceptible plants, produce abnormal growth and disrupt the transport system in plants.

Expected Results

Weeds: Can take up to 7 - 14 days depending on weather and growing conditions. Leaves curl, leaf edges turn brown, petioles twist, plant ceases growth and turns brown and dies.

Crop: Improper or untimely application can result in abnormal bending at the nodes of grain stalks, difficulty in head emergence from sheath, curled awns, malformed kernels and sterile florets. Under certain conditions, straw shortening may occur but yield will not be affected. Poor results may be expected if there is poor coverage, or weeds are too advanced.

Restrictions

Rainfall: Rainfall within 3 hours will reduce activity. **Grazing:** Do not graze within 7 days of application, and do not cut for forage or hay within 30 days. **Pre-harvest Intervals:** Leave at least 60 days from application to harvest.

Re-cropping: Cereal and broadleaf crops can be grown the year following application.

Environmental Precautions

Target/Sword/Tracker XP are toxic to aquatic organisms and non-target terrestrial plants. Avoid contamination of aquatic systems during application.

Runoff: Reduce the risk of runoff from treated areas into sensitive aquatic and terrestrial habitats by using the recommended buffer zones, 1 metre from aquatic habitats and 5 metres from sensitive terrestrial habitats when ground applied.

Leaching: Leaching is possible in areas where soils are permeable (e.g. sand, loamy sand and sandy loam soils) and/or the depth to the water table is shallow.

Toxicity

Target: Slightly acutely toxic. Acute Oral LD₅₀ (rats) = 1,750 mg/kg.

Sword: Slightly acutely toxic. Acute Oral LD₅₀ (rats) = 1,188 mg/kg.

Tracker XP: Slightly acutely toxic. Acute Oral LD₅₀ (rats) = 1,400 mg/kg.

Storage

Heated storage required.

Telar XP

Group 2

Formulation

Product	Company	Active ingredient	Formulation	Container size
Telar XP (PCP# 30036)	E.I. duPont Canada	Chlorsulfuron: 75%	Dry flowable	500 grams

Crops, Staging and Rates

Non-crop Areas: Total vegetation control programs on railroads, utility, highway rights-of-way, airports, plant sites, storage areas, fencelines, utility substations and petroleum storage areas. **Rate:** 6 - 48 g/acre.

Weeds, Rates and Staging

Apply when weeds are small (less than 10 cm tall or across) and actively growing.

Weeds controlled at 6 g/acre + 2,4-D amine: 320 - 450 mL/acre

annual sunflower	hemp-nettle	plantain	stinkweed
ball mustard	kochia	prickly lettuce	stork's-bill
common ragweed	lady's-thumb	redroot pigweed	sweet clover
cow cockle	lamb's-quarters	Russian pigweed	volunteer rapeseed
flixweed	narrow-leaved hawk's-beard	Russian thistle	wild mustard
green smartweed	(spring seedlings)	shepherd's-purse	

Weeds controlled at 12 g/acre alone

common chickweed	green smartweed	redroot pigweed	volunteer rapeseed (except CLEARFIELD trait)
common groundsel	hemp-nettle	scentless chamomile	wild mustard
corn spurry	lady's-thumb	shepherd's-purse	
cow cockle	lamb's-quarters	stork's-bill	
flixweed	prickly lettuce		

Weeds controlled at 16 g/acre alone: Weeds controlled at 12 g/acre plus wild carrots

Weeds controlled at 28 g/acre alone: Weeds controlled at 16 g plus following

Canada thistle*	horsetail	Russian thistle	wild strawberry*
dandelion*	kochia**	sweet clover	
golden rod*	perennial sow thistle*	wild rose*	

Telar XP (cont'd)

Weeds controlled at 28 g/acre alone: Weeds controlled at 16 g plus following

Broadleaf weed control in non-crop land (where vegetation is not desirable): Weeds controlled at 48 g/acre alone

Canada thistle	horsetail	perennial sow-thistle*	wild strawberry*
dandelion	narrow-leaved hawk's-	wild buckwheat	willow*
goldenrod*	beard	wild rose*	

* Suppression

**A recent survey of kochia fields has found 90% of kochia populations that are Group 2 herbicide resistant. Without testing to confirm, assume the kochia in your field is resistant and will not be controlled by this product alone.

Note: Addition of recommended surfactant (Ag-Surf, Agral 90, Companion or Super Spreader): 0.1% v/v may improve control of weeds growing under adverse conditions.

Registered Tank Mixes

Tank mix partner	Tank mixture rate	Remarks
Krovar + non-ionic surfactant	Telar: 48 g/acre + Krovar: 2.75 - 3.6 kg/acre + Non-ionic surfactant: 1% v/v.	Apply when weeds are small (less than 10 cm tall)

Application Information

With: Ground equipment only. Do not apply by air. **Water Volume:** Not less than 40 L/acre. Spray volumes of 80 - 160 L/acre are recommended.

Application Tips

Select a spray volume that will ensure thorough coverage and uniform spray pattern. Best results are obtained when weeds are actively growing.

How it Works

Absorbed through the roots and foliage. Inhibits cell elongation.

Expected Results

Telar rapidly inhibits growth of susceptible weeds. Typical symptoms (discolouration) of dying weeds may not be noticeable for 1 - 3 weeks after application depending on growing conditions and weed susceptibility. Degree of control and duration of effect depend on the following factors: rate used, weed sensitivity and weed size, growing conditions at and following treatment, precipitation, soil organic matter and pH.

Restrictions

Rainfall: Rainfall within 2 hours may lessen degree of weed control. For best results, sufficient rainfall to move Telar 5 - 7 cm deep into the soil is required after application before weeds develop an established root system and grow beyond the seedling stage.

Environmental Precautions

Telar is toxic to aquatic organisms and non-target terrestrial plants. Observe buffer zones specified under Directions for Use on the label.

Runoff: To reduce runoff from treated areas into aquatic habitats, avoid application to areas with a moderate to steep slope, compacted soil, or clay. Avoid application when heavy rain is forecast.

Toxicity

Slightly acutely toxic. Acute Oral LD₅₀ (rats) = 3,053 mg/kg. Slightly to moderately toxic by contact.

Storage

Store in a cool, dry place.

Tensile

Group 2, 4

Formulation

Product	Company	Active ingredient	Formulation	Container size
Solo (PCP#28741)	BASF Canada	Imazamox	70% dispersable granule	4 x 117.5 gm
Lontrel Dry (PCP# 27306)	Dow AgroSciences	Clopyralid	75% dispersable granule	2 x 809.6 gm

One case treats 40 acres.

Note: Merge adjuvant required at 0.5% v/v.

Crops, Staging and Rates

Crop	Stage	Rate per acre
CLEARFIELD canola	2 to 6 leaf stage	11.7 g/acre of Solo + 40 gm/acre of Lontrel + Merge adjuvant at 0.5% v/v (5.0 L/1000 L of spray solution)

Weeds, Rates and Staging

Weed stage: Leaf stage, unless otherwise noted in the weed table.

Rates

Weeds Controlled

Grassy weeds 1 - 4 main stem leaves, early until tillering

barnyard grass	volunteer barley	volunteer wheat (not CLEARFIELD varieties)	yellow foxtail
green foxtail	volunteer canaryseed	wild oats	
Persian darnel	volunteer oats		

Broadleaf weeds - cotyledon to 4 leaf stage

annual sow thistle	kochia***	shepherd's-purse	wild buckwheat*
Canada thistle**	lamb's-quarter	stinkweed	wild mustard
cleavers*	perennial sow thistle**	volunteer canola (not CLEARFIELD varieties)	
cow cockle	red root pigweed	vetch	
green smartweed	Russian thistle		

* Suppression only

** Top growth control only.

***Prairie-wide surveys of kochia fields have found 90% of kochia populations are resistant to Group 2 herbicides. Without testing, assume kochia in your field is resistant and will not be controlled by this product alone.

Registered Tank Mixes

None.

Application Information

How to Apply: Apply with ground equipment only. Do not apply by air. Use 50 mesh or coarser filter screens. **Water Volume:** Ground (40 L/acre).

Mixing Instructions

Use mixing instructions "b" on page 13

Application Tips

Do not spray Tensile if temperatures of +5°C or lower are forecasted within 3 days of application. Temperatures near freezing (below -5°C) will prevent optimum herbicide performance, as weeds are not actively growing.

Tensile (cont'd)**How it Works**

Lontrel (clopyralid) is a systemic, hormone-type herbicide. It is absorbed by leaf and stem surfaces and is readily translocated leading to swollen growing points and roots, cupping of leaves, twisted and distorted stems and leaves. Maximum efficacy results from foliar application to young, actively growing plants. Solo is absorbed by foliage and roots. It disrupts plant metabolism causing growth to stop. Works best under good growing conditions.

Expected Results

Plants will gradually stop growing and change colour, first to dark green and then to yellow before turning brown as they die. Death of weeds may not occur until 14 - 21 days after application. With this lowest rate of Lontrel on Canada thistle, some regrowth may occur by the end of the season, but this will not interfere with harvesting of the crop. Solo causes susceptible weeds to stop growing within 24 - 48 hours. Yellow striping and purplish or reddish discoloration of the leaves may occur. Leaves begin to die in 3 - 10 days starting with the youngest and moving to the older leaves. Death of the plant may occur in 1 - 3 weeks.

Restrictions

Rainfall: Do not spray if there is a forecast of rain during or soon after application as the rain may reduce control.

Re-cropping: Fields treated with Tensile can be seeded to barley, canola, flax, oats, wheat or summerfallowed.

Mustard can be seeded 2 years after treatment. Do not seed to crops other than those listed above for at least one year after treatment.

Use of straw and manure from treated crops: Lontrel residues in straw may be harmful to susceptible plants. Do not use straw from treated crops for composting or mulching on susceptible broadleaf crops. Manure can be spread on fields that will be seeded to barley, flax, oats, canola (rapeseed), rye or wheat. Do not grow susceptible crops such as peas, beans, lentils, potatoes, sunflowers or other sensitive crops on land that has been mulched with straw containing Lontrel 360 residues within the last 12 months. **Grazing Restrictions:** Do not graze treated crop or cut for feed within 20 days of application.

Environmental Precautions

Drift: Small amounts of drift may damage sensitive plants such as legumes.

Toxicity

Solo has low acute mammalian toxicity. Acute oral LD₅₀ (rats) = 5,000 mg/kg. Non-toxic to fish, birds and bees.

Lontrel has very low acute mammalian toxicity. Acute oral LC₅₀ (rats) = >2,000 mg/kg. Extremely low toxicity to fish.

Storage

Store in heated storage; if product is frozen, bring to room temperature and agitate before use.

Thumper/Approve/Thrasher II/Leader

Group 4, 6

Formulation

Product	Company	Active ingredient	Formulation	Container size
Thumper (PCP# 22659)	Bayer CropScience	Bromoxynil: 280 g/L + 2,4-D: 280 g/L	Emulsifiable concentrate	8 L, 128 L, 400 L
Approve (PCP# 28123)	Nufarm Agriculture	Bromoxynil: 225 g/L + 2,4-D ester: 225 g/L		10 L, 100 L, 500 L
Thrasher II (PCP# 30372)	ADAMA Canada			2 x 10 L, 120 L
Leader (PCP# 28853)	IPCO	10 L, 115 L, 450 L		

Crops, Staging and Rates

Crop	Staging	Rate
Barley, spring wheat, durum wheat and winter wheat	4 leaf to early flag leaf	Thumper: 405 mL/acre; Approve/Thrasher/Leader: 500 mL/acre

Weeds, Rates and Staging

Weeds controlled at 1 - 4 leaf stage

American nightshade	common ragweed	lady's-thumb	shepherd's-purse
ball mustard	cow cockle	night flowering catchfly	volunteer canola
bluebur	flixweed	pale smartweed	volunteer sunflower
cocklebur	green smartweed	redroot pigweed	

Weeds controlled at 1 - 8 leaf stage

common groundsel	lamb's-quarters	tartary buckwheat	wild mustard
common buckwheat	stinkweed	wild buckwheat	

Weeds controlled at 1 - 12 leaf stage

kochia (5 cm tall)	Russian thistle (5 cm tall)
--------------------	-----------------------------

Registered Tank Mixes

Tank mix partner	Tank mix partner rate	Specific comments
Barley, spring wheat (including durum)		
Achieve Liquid + Turbocharge Adjuvant/Nufarm Tralkoxydim (200 mL/acre) + Nufarm Tralkoxydim adjuvant 0.5% v/v	Achieve Liquid: 200 mL/acre + Turbocharge: 0.5% v/v	Apply from the 4 leaf to early flag leaf stage. Application before the 4 leaf stage may injure the crop.
Avenge	Achieve Liquid: 1.4 - 1.7 L/acre	Apply from the 4 to 6 leaf stage. Wild oats must be in the 3 to 5 leaf stage.
Bengal, Puma Advance, Thrasher, Leader*, Cordon	Fenoxaprop-p ethyl: 150 -310 mL/acre, 412 mL/acre with Puma Advance	Wheat: Apply from 4 - 6 leaf stage on the main stem + 3 tillers. Barley: Apply from 4 - 6 leaf stage on the main stem + 3 tillers.
Spring wheat (including durum) only		
Horizon NG*, NextStep NG* (no adjuvant needed), Signal (adjuvant needed)	Horizon NG/NextStep NG: 376 mL Signal: 93 - 117 mL/acre +0.8* v/v of Enhance adjuvant	Apply from 4 leaf to flag leaf stage.
Spring wheat (excluding durum)		
Everest + Ag-Surf or Agral 90 (Approve herbicide only)	Approve: 500 mL/acre + Everest: 17.4 g/acre + Ag-Surf or Agral 90: 0.25 % v/v	Apply from 4 - 6 leaf stage (4 leaf on the main stem plus 2 tillers).
Spring, winter and durum wheat		
Varro	200 mL/acre	Wheat: 4 - 6 leaf stage plus 3 tillers but prior to jointing (presence of first node).

*Only Thumper and Approve are registered for this tank mix. Check labels for tank mix partners.

Bayer CropScience supports the following mixes that are not on the Thumper label. They are 2,4-D ester, Decis on spring and durum wheat and barley; Tilt and Sevin XLR on all wheats and barley. Apply mixes according to the most restrictive use limitations for either product.

Application Information

How to Apply: Apply with ground equipment or by air. **Water Volume:** Ground application: 20 - 40 L/acre. Aerial application: 12 - 16 L/acre. Use the higher volume when majority of weeds are cow cockle, pigweed or smartweed or there is a heavy crop canopy.

Mixing Instructions

Use mixing instructions "c" on page 13.

Application Tips

Do not treat cereals underseeded with forages. For best results, spray when weeds are in the seedling stage and actively growing. Application before the 4 leaf stage may injure the crop.

Thumper/Approve/Thrasher II/Leader (cont'd)**How it Works**

Bromoxynil is a contact type herbicide; therefore, good spray coverage is essential. Inhibits photosynthesis and plant respiration. 2,4-D is a hormone type herbicide which causes abnormal growth, affects respiration, food reserves and cell division in broadleaf plants. Absorbed primarily by leaves and stems and translocated to the growing tips and roots.

Expected Results

Small burn spots on the leaf can appear within hours; death takes up to 2 weeks.

Restrictions

Rainfall: Rainfall within 2 hours of application may reduce weed control. **Grazing:** Do not graze or harvest for greenfeed until 30 days after treatment. Withdraw meat animals 3 days before slaughter. **Pre-harvest Intervals:** Do not harvest within 30 days of application. **Re-cropping:** There are no re-cropping restrictions the year after application.

Environmental Precautions

Bromoxynil + 2,4-D is toxic to small mammals, birds, aquatic organisms including fish and non-target terrestrial plants. Avoid contamination of sensitive aquatic and terrestrial systems during application by using appropriate buffer zones.

Runoff: Avoid contamination of aquatic areas by using buffer zones. **Leaching:** This chemical may leach into groundwater, particularly in areas where soils are permeable (e.g. sandy soil) and/or depth to the water table is shallow.

Toxicity

High acute toxicity. Acute oral LD₅₀ (rats) = 361 mg/kg. Slightly to moderately toxic by contact. Moderately irritating to skin and severely irritating to eyes.

Storage

Does not require heated storage.

Titus Pro

Group 2, 5

Formulation

Product	Company	Active ingredient	Formulation	Container size
Prism SG (PCP# 30057)	E.I.duPont Canada	Rimsulfuron: 25%	Water soluble granule	2 x 480 gram
TriCor 75DF (PCP# 30661)		Metribuzin: 75%	Dry flowable granule	2 x 3 kg

1 case treats 40 acres.

Crops, Staging and Rates

Prism SG: 24 g per acre (one package treats 20 acres)

TriCor 75 DF: 150 g per acre (one 3 kg jug treats 20 acres)

Add a recommended non-ionic surfactant such as Citowett plus, Agsurf II or Agral 90 at 0.2 L per 100 L. Make only one application per growing season.

Crop	Timing	Remarks
Potatoes (irrigated)	Apply as early post-emergent prior to initiation of flowering	Delay cultivation for 7 - 10 days after application.

Note: Do not use on Atlantic, Belleisle, Eramosa, Tobique and red-skinned or early maturing varieties. As potato varieties differ in their tolerance to herbicides, limit first use to a small area of each variety prior to adoption as a field practice.

Note: Since application of Prism to irrigated potato in western Canada has been registered under the User Requested Minor Use program, the manufacturer assumes no responsibility for herbicide performance.

Weeds and Staging

Apply any time when green fully developed leaves are present.

Weeds	Stage
Ball mustard Common chickweed Corn spurry Green smartweed Hemp nettle Lady's thumb Lamb's-quarters	Redroot pigweed, Shepherd's purse, Stinkweed, Tartary buckwheat, Volunteer canola Wild mustard
Barnyard grass Fall panicum Green foxtail	Witchgrass Yellow foxtail
Quackgrass	3 - 6 leaf stage (< 25 cm tall, leaf extended)

Application Information

Apply with ground equipment. Do not apply by air. **Water Volume:** 40 L/acre.

Application Tips

Apply when the temperature 24 hours before and after application is between 5°C and 28°C. Temperatures beyond this range increase the potential for crop injury. Rapid fluctuations in temperature will stress the crop (greater than 20°C difference within 24 to 36 hours). Allow 48 to 72 hours for the crop to acclimatize before spraying if severe temperature fluctuations occur. Crop injury may result if applications are made when potatoes are stressed. If potatoes have been injured by frost, wait 48 to 72 hours after normal growing conditions have resumed before applying.

How it Works

Prism SG is absorbed through the foliage and inhibits cell elongation. TriCor is a systemic herbicide absorbed by the leaves and roots and translocated to new growth. TriCor inhibits photosynthesis and the weeds turn brown and die.

Expected Results

Titus Pro herbicide rapidly stops growth of susceptible species; typical symptoms usually appear within 5 - 7 days, but may not be noticeable for 2 - 3 weeks after application. Warm, moist conditions following application promote the activity of Prism, while cool and/or dry conditions may reduce or delay activity. Poor results may be expected if improper mixing, timing, coverage or when weeds are under stress.

Restrictions

Rainfall: Rainfall within 6 hours of application may reduce weed control. **Grazing Restrictions:** Do not graze the treated crops or cut for hay; sufficient data is not available to support such use. **Pre-harvest Intervals:** 60 days. Make only one application per year. Re-cropping: TriCor 75 DF may injure the following rotational crops:

- Rotation crops such as canola, onions, celery, peppers, cole crops, lettuce and spinach, table beets and turnips, pumpkin and squash, cucumbers and melons are sensitive to TriCor 75 DF and may be injured if planted in soil treated with TriCor 75 DF during the year of application or the following crop year.
- Fall seeded or cover crops such as wheat, oats and rye may be injured when seeded within the same season as the application of TriCor 75 DF.

For all other crops, a field bioassay is recommended before planting.

Environmental Precautions

Titus Pro herbicide is toxic to aquatic organisms and non-target terrestrial plants. Observe buffer zones specified on the label. **Runoff:** Avoid contamination of aquatic and sensitive terrestrial areas by using buffer zones.

Leaching: This product may leach in coarse textured soils or where the water table is shallow.

Toxicity

Moderate oral toxicity. Acute oral LD₅₀ (rats) = 1,471 mg/kg.

Storage

Store in a cool, dry, well ventilated room. May be frozen.

Tordon 22 K

Group 4

Formulation

Product	Company	Active ingredient	Formulation	Container size
Tordon 22 K (PCP# 9005)	Dow AgroSciences	Picloram: 240 g/L	Solution	2 x 10 L

Note: Available only through selected retail outlets.

Crops, Staging and Rates

Rangeland, permanent grass pastures and non-cropland. For spot treatment on cultivated cropland (when applied by authorized pesticide applicators). Apply at any stage of permanent grass pastures, rangeland and non-cropland.

Rate: .45 - 3.6 L/acre.

Note: Legumes are susceptible to Tordon 22K. Do not spray pastures containing forage legumes unless the kill of such legumes can be tolerated.

Weeds, Rates and Staging

Apply any time when green fully developed leaves are present.

Weeds	Rate	Acres treated per 10 L container
scentless chamomile	0.45 L/acre	20
diffuse or spotted knapweed	0.91 L/acre	11
poverty weed Canada thistle pasture sage, perennial sow thistle Russian knapweed	1.8 L/acre	5
leafy spurge field bindweed toadflax	3.6 L/acre	2.5

Application Information

With: Apply with ground sprayers, backpack sprayers or handgun. See label for application information for a backpack sprayer. **Water Volume:** 160 - 324 L/acre.

Application Tips

Tordon 22K used as a spot treatment in a crop. No spot treatment should exceed 1 acre, and the total area treated in any 1 field in a year should not exceed 5% of the field. Tordon 22K is persistent. It will carry over in soil. Treated soil should not be moved out of the treated area. Tordon 22K is very difficult to clean from sprayers. Use a different sprayer for applying other materials to desirable plants or crops. Handguns equipped with proportioning devices and reservoirs for Tordon 22K are useful in preventing sprayer contamination.

How it Works

Interferes with cell division, causing leaf cupping, stem distortion and eventual death of plant. Tordon 22K is absorbed through leaves and roots.

Expected Results

Tordon 22K: Perennial weeds show distorted stems and cupped leaves, which turn yellow and then brown. Usually native grass increases in abundance as a result of reduced competition.

Restrictions

Rainfall: Heavy rainfall shortly after application may cause poor results. **Grazing:** Do not graze treated area by dairy animals within 6 weeks after treatment. Clippings from grass or crops which have been treated with Tordon

22K should not be used for composting or mulching, nor should the manure from animals grazing treated areas or fed treated forage be used around susceptible plants. **Re-cropping:** Picloram may persist in the soil for a period of up to five years; therefore, it should not be used in those areas where sensitive broadleaved crops such as sunflowers and potatoes are grown in the rotations. Where wheat, oats or barley are the major crops in the rotations, it is recommended oats are grown in the first year, oat or barley the second year, then oats, barley or wheat the third year after treatment.

Environmental Precautions

Hand-held or backpack sprayer and spot treatment DO NOT require a buffer zone from sensitive habitat, but efforts should be made to minimize exposure to sensitive plants and open water or wetlands. Otherwise buffer zones are 1 metre for aquatic habitats and 120 metres for sensitive terrestrial habitats.

Tordon 22k is moderately toxic to fish. Do not apply to any water bodies or in areas where the runoff from treated areas will reach fish-bearing waters. Do not contaminate water through spray drift, by cleaning of equipment or disposal of wastes. Tordon 22K may cause damage to sensitive non-target vegetation. Do not apply to irrigation ditches that contain or may contain water to be used for irrigation or domestic purposes.

Leaching: Picloram is highly mobile in the soil and will readily move with water. Do not apply to soils that are very permeable (textures of sandy loam to sand) throughout the entire profile and which also have an underlying shallow aquifer. Do not apply to soils containing sinkholes over limestone bedrock. Do not apply to soils whose surfaces are composed of severely fractured rock or unconsolidated gravel and underlaid with an aquifer.

Toxicity

Low oral toxicity. Acute oral LD₅₀ (rats) = > 5,000 mg/kg. Low dermal toxicity.

Storage

Store in a cool, dry place. Do not freeze. If freezing occurs, bring to room temperature and mix thoroughly.

Traxos

Group 1

Formulation

Product	Company	Active ingredient	Formulation	Container size
Traxos (PCP# 29855)	Syngenta	Pinoxaden: 25 g/L + Clodinafop propargyl: 25 g/L	Emulsifiable concentrate	2 x 10 L, 80 L, 400 L

Crops, Staging and Rates

Crop	Stage	Rate
Spring and durum wheat	Prior to 4th tiller (do not apply past flag leaf)	500 mL/acre

Note: Traxos contains a built-in adjuvant system, DO NOT add any adjuvant to the Traxos herbicide mixture

Weeds and Staging

Grassy weeds controlled	Growth stage	Additional remarks
Wild oats, tame oats, volunteer canaryseed, proso millet	1 - 6 leaf on the main stem	Prior to emergence of 4th tiller
Green foxtail, yellow foxtail	1 - 5 leaf on the main stem	For optimum control apply prior to emergence of 3rd tiller
Barnyard grass, Persian darnel		For optimum control apply before tillering and while actively growing.

Traxos (cont'd)**Registered Tank Mixes**

Tank mix partner	Product rates	Crop stage ¹
Buctril M ^{4, 5}	404 mL/acre	2 leaf to flag leaf
Curtail M ⁴	606 - 810 mL/acre	3 leaf to just before flag leaf
Trophy ^{2, 4}	240 mL/acre of Trophy A + 453 mL/acre of Trophy B	3 leaf to flag leaf
Prestige ^{3, 4}	243 - 324 mL/acre of Prestige A + 606 - 810 mL/acre of Prestige B	3 leaf to flag leaf
Benchmark ^{4, 5}	40 mL/acre of Benchmark A + 486 mL/acre of Benchmark B	2 to 6 leaf
Infinity ⁵	336 mL/acre	1 to 5 leaf
Pulsar ³	246 - 371 mL/acre	2 to 5 leaf
Pulsar ³ + MCPA Ester ⁴ 600	246 - 371 mL/acre + 234 mL/acre	2 to 5 leaf
MCPA Ester ⁴ 600 series	283 - 372 mL/acre	3 leaf to flag leaf
Mextrol 450 ⁴	500 mL/acre	2 leaf to flag leaf
Matador 120EC	26 - 33 mL/acre	Prior to emergence of 4th tiller
Tilt 250E	101 - 202 mL/acre	Prior to emergence of 4th tiller

¹ Always consult the label of the broadleaf herbicide, insecticide or fungicide prior to use. ² Rates above 2.0 L/ha may cause crop injury. ³ Refer to broadleaf tank-mix label for list of weeds controlled at low and high use rates. ⁴ A reduction in barnyard grass control may be observed when Traxos herbicide is tank mixed with these broadleaf herbicides. ⁵ A reduction in green foxtail control may be observed when Traxos herbicide is tank mixed with these broadleaf herbicides.

Application Information

Water Volume: Ground: 20-40 L/acre. Aerial: 12 L/acre.

Mixing Instructions

Half fill tank with water using continuous agitation. Add tank mix partner, then add Traxos. Agitate for several minutes between application of herbicides.

Application Tips

When tank-mixing Traxos herbicide with a tank-mix partner, ensure you read the tank-mix partner label for minimum water recommendations. For optimum control, apply Traxos herbicide to actively growing weeds, ideally at the 2-3 leaf stage. An early application will maximize crop yields by reducing weed competition. Weeds emerging after application of Traxos herbicide will not be controlled.

Weed control under stress conditions can be reduced or delayed. Do not apply to crop that is stressed by conditions such as frost, low fertility, drought, flooding, disease or insect damage as crop injury may result.

How it Works

Traxos herbicide is absorbed by the leaves and is rapidly translocated to the growing points of leaves and stems. Thorough coverage of the plants is essential for consistent control.

Expected Results

Actively growing susceptible grasses stop growing within 48 hours of treatment. Depending on species, growing conditions and crop competition, leaves and growing points turn yellow within one to three weeks after application. Further colour changes and loss of vigour will be observed, followed by a browning and complete control three to five weeks after application.

Temporary crop injury may occur with tank mixes under extreme weather conditions or when the crop is suffering from stress due to inadequate or abnormally high moisture levels or extreme temperatures.

Restrictions

Rainfall: Traxos herbicide alone can be used one hour before rainfall. **Grazing:** Observe a minimum of 7 days before grazing livestock. **Pre-harvest Intervals:** 60 days after treatment for grain and straw and 30 days after for hay. **Re-cropping Restrictions:** There are no crop limitations the year following application of Traxos.

Environmental Precautions

This product is toxic to aquatic organisms and non-target terrestrial plants. Leave a 1 metre buffer between treated area and sensitive vegetation and aquatic habitats.

Toxicity

Low toxicity. Pinoxaden: Acute oral LD₅₀ (rats) = 3,129 mg/kg. Clodinafop-propargyl: Acute oral LD₅₀ (rats) = 2,276 mg/kg.

Storage

Heated storage not required. Store the product in closed, original container in a well ventilated room.

Trifluralin

Group 3

Formulation

Product	Company	Active ingredient	Formulation	Container size
Bonanza 10G (PCP# 22744)	Loveland Products Canada	10%	Granules	22 kg bag, 500 kg bulk bag
Bonanza 480 EC (PCP# 28289)	Loveland Products Canada	480 g/L	EC	9.45 L, 205 L
Rival 10 G (PCP# 18926)	NuFarm Agriculture	10%	Granules	22.7 kg bag, 454 kg bulk bag
Rival EC (PCP# 18612)	NuFarm Agriculture	500 g/L	EC	9 L, 900 L
Treflan EC (PCP# 23933)	Dow AgroSciences	480 g/L	EC	9.45 L, 115 L

Oilseed and Special Crops**Crops, Staging and Rates**

Rate: see Rates table below 0.69 - 3.72 L/acre. Not all the trifluralin formulations are registered for the crops listed below. Please refer to the specific product label for details. Granules applied in the fall only (after Sept. 1 but before soil freeze-up). All products are for pre-plant-incorporated use only.

alfalfa establishment (flax and canola cover crops only)	dry common beans (kidney, white)	peas (field, canning)	vegetables (broccoli, brussel sprouts, cabbage, cauliflower, carrots, rutabaga, transplanted tomatoes)
asparagus (established - 3 years)	faba beans	safflower	
barley (fall only for granular products)	flax (summer and fall only)	saskatoon berries	
black beans	forage legumes (seedling)	soybeans	
canola (8.9)	alsike clover, red clover, cicer	strawberries	
	milkvetch, bird's-foot trefoil	sunflower (8.9)	
	lentils (fall only)	sweet clover	
		transplanted shelterbelts	

Weeds Controlled

annual bluegrass	cow cockle	millet (green and yellow)	purslane
barnyard grass	crabgrass	foxtail*	Russian thistle
carpetweed	goosegrass	meadow bromegrass	stink grass
cheatgrass (downy bromegrass)	knotweed	Persian darnel	wild oats**
chickweed	lamb's-quarters	pigweed	wild buckwheat

* Excluding Group 3 resistant foxtails.

** Suppression

Spring Application: Trifluralin can be applied immediately prior to planting or up to three weeks before planting.

Summer Application: Trifluralin can be applied to summerfallow between June 1 and September 1 for weed control in canola or flax the following year. Apply the summer rate and incorporate (see Incorporation section). Not recommended for sand and sandy loam soils. Trifluralin must be incorporated at least twice with the implement operated in two different directions. The initial incorporation must be done within 24 hours after application.

Trifluralin (cont'd)

The second incorporation (and subsequent incorporations) may be done whenever necessary to destroy resistant weed growth during the remainder of the fallow season. Shallow tillage (5 to 8 cm) is necessary in the spring prior to planting.

Summerfallow: Bonanza 10 G and Rival 10 G can also be applied to summerfallow in May, June or July for weed control during both years of a fallow-wheat rotation or in the fall (September - prior to soil freeze-up) prior to spring and durum wheat seeding.

Crop Year

wild millet (green foxtail and yellow)* lamb's-quarters wild buckwheat wild oats

Summerfallow year (above weeds as well as)

barnyard grass Persian dandelion Russian thistle
cow cockle red root pigweed

Fall Application: Trifluralin can be applied in the fall between September 1 and prior to soil freeze-up for weed control the following year. Apply fall rates and incorporate twice. The initial incorporation must be done within 24 hours after application. It is preferred to do both incorporations in the fall followed by tillage (5 to 8 cm) in the spring prior to planting. However, one incorporation may be done in the fall and the second in the spring at the time of seedbed preparation, provided both operations are done at the recommended depth. Note: Do not apply to stubble when the previous crop was treated with another trifluralin product (Bonanza, Rival or Treflan). This includes the application the previous summer or fall.

Rates**Spring Applications**

Crop	Soil texture and soil organic matter (%)			
	Light (sand - sandy loam)		Medium - heavy (loam to clay)	
	2 - 6%	6 - 15%	2 - 6%	6 - 15%
Field crops: Black beans, crambe, dry beans (field and kidney), faba beans, mustard, peas (field and canning), canola, safflower, sainfoin, sunflowers				
Bonanza EC	0.69 L/acre	0.69 L/acre	0.93 L/acre	0.93 L/acre
Rival EC	0.65 L/acre	0.89 L/acre	0.89 L/acre	0.89 - 1.13 L/acre
Treflan EC	0.69 L/acre	0.93 L/acre	0.93 L/acre	0.93 - 1.21 L/acre
Shelterbelts: American elm, caragana, green ash, Scotch pine and Siberian elm)				
Bonanza EC	1.86 L/acre	3.72 L/acre	3.72 L/acre	3.72 L/acre
Rival EC	1.80 L/acre	3.6 L/acre	3.6 L/acre	3.6 L/acre
Treflan EC	1.9 L/acre			3.75 L/acre
Vegetables and berries: strawberries, broccoli, Brussel sprouts, cabbage, cauliflower, carrots, rutabaga, tomatoes (transplanted), snap beans, sweetclover, saskatoon				
Bonanza EC	0.69 L/acre	0.93 L/acre	0.93 L/acre	0.93 - 1.17 L/acre
Rival EC	0.65 L/acre	0.89 L/acre	0.89 L/acre	0.89 L/acre
Treflan EC	0.69 L/acre	0.93 L/acre	0.93 L/acre	0.93 - 1.21 L/acre
Forage Legumes: Alsike clover, red clover, cicer milkvetch, bird's-foot trefoil (seed production and forage)				
Bonanza EC	0.69 L/acre	0.93 L/acre	0.93 L/acre	0.93 L/acre
Rival EC	Not registered	Not registered	Not registered	Not registered
Treflan EC	0.69 L/acre	0.93 L/acre	0.93 L/acre	0.93 L/acre

For use in canola, peas, sunflower, dry beans, mustard, fababeans, seedling alfalfa and seedling sweet clover (spring only)

Products	Soil type	
	Light soils with < 6% organic matter	Medium to heavy soils with 6 - 15% organic matter
Bonanza 10G	4.45 kg/acre	5.7 - 6.9 kg/acre
Rival 10G	3.44 kg/acre	4.45 - 5.67 kg/acre

For use in flax or lentils (fall only)

Products	Soil type			
	Light soils with < 6% organic matter		Medium to heavy soils with 6 - 15% organic matter	
	Sand - sandy loam	Loam - clay	Sand - sandy loam	Loam - clay
Bonanza 10G	4.45 kg/acre	4.45 - 5.6 kg/acre	5.67 kg/acre	5.67 - 6.88 kg/acre
Rival 10G		4.45 kg/acre		
Bonanza EC	0.93 L/acre	0.93 L/acre	1.17 L/acre	1.17 L/acre
Rival EC	0.89 L/acre	0.89 L/acre	1.13 L/acre	1.13 - 1.38 L/acre
Treflan EC	0.93 L/acre	1.21 L/acre	1.17 L/acre	1.17 L/acre

Cereals (barley and wheat)

Fall application (between September 1 and freeze up) to stubble or summerfallow for the control of green foxtail* in barley.

Products	Soil type					
	2 - 4% organic matter		4 - 6 % organic matter		6 - 10 % organic matter	
	Soil texture classes					
	Sandy to sandy loam	Loam to clay	Sandy to sandy loam	Loam to clay	Sandy to sandy loam	Loam to clay
Bonanza 10G	3.44 kg/acre	3.44 kg/acre	4.45 kg/acre	4.45 kg/acre	4.45 kg/acre	5.67 kg/acre
Rival 10 G		3.44 kg/acre		4.45 kg/acre	4.45 kg/acre	5.67 kg/acre

* Trifluralin (Bonanza/Rival) will not control trifluralin tolerant green foxtail.

Caution: For barley, do not apply Bonanza 10G, Rival 10G on Gray-Wooded soils or other soils containing less than 2% organic matter or on Black/Deep Black soils containing more than 6% organic matter.

Fall application (between September 1 and freeze up) to stubble or summerfallow for control of green foxtail* in wheat

Products	All soils 2 - 8 % organic matter
Bonanza 10G or Rival 10G	2.23 kg/acre

* Trifluralin (Bonanza/Rival) will not control trifluralin tolerant green foxtail.

Caution: 2.23 kg/acre is the maximum rate for wheat. Do not use higher rates for wheat as crop injury may result.

Spring application in wheat and barley for control of millet (green foxtail) - Post-plant incorporated (harrowed in after seeding)

Products	Light textured soils	Medium textured soils	Heavy textured soils
Bonanza EC	0.49 L/acre	0.49 L/acre	0.70 L/acre
Rival EC		0.57 L/acre	0.65 L/acre
Treflan		0.49 L/acre	0.69 L/acre

Caution: Wheat or barley may be injured if seeded through a treated layer or into a deeply incorporated layer of trifluralin.

Trifluralin (cont'd)**Registered Tank Mixes**

Fertilizers: Liquid products may be mixed with liquid nitrogen fertilizer (e.g., 28-0-0) for pre-plant soil incorporated application. Before the herbicide is added to the tank, compatibility of herbicide to the liquid fertilizer should be tested following instructions on herbicide label.

Trifluralin liquids may be blended with dry bulk fertilizer. Application should be made as soon as possible after blending. With the exception of ammonium nitrates, all other commonly used dry fertilizers may be used for trifluralin liquid impregnation.

Herbicides: Spring application - Post-plant incorporated (harrowed in after seeding)

Crop	Tank mixture	Soil texture	
		Light to medium	Heavy
Barley	Treflan or Bonanza or Rival + Avadex BW	Treflan or Bonanza or Rival EC: 0.49 L/acre Avadex BW: 1.70 L/acre	Treflan or Bonanza: 0.69 L/acre Rival EC : 0.65 L/acre Avadex BW: 1.70 L/acre
Wheat	Treflan or Bonanza or Rival EC+ Avadex BW	Treflan or Bonanza or Rival EC: 0.49 L/acre Avadex BW: 1.40 L/acre	Treflan or Bonanza: 0.69 L/acre Rival EC: 0.65 L/acre Avadex BW: 1.40 L/acre

Incorporation

Summerfallow: Fall (Sept 1 - soil freeze up): Granular formulations must be incorporated at least twice with the implement operated in two different directions. The first incorporation should be in the same direction as application, within 24 hours of application. Second at the right angle to the first and should be delayed a minimum of 3 - 5 days. For best results, perform both incorporations in the fall followed by tillage (5 to 8 cm) in the spring prior to planting.

Summer (May to July): The initial incorporation must be done within 24 hours of application. The second incorporation (and subsequent incorporations) may be done whenever necessary to destroy resistant weed growth during the remainder of the summerfallow.

Fall applied liquids: All liquid formulations must be incorporated at least twice with the implement operated in two different directions. The initial incorporation must be done within 24 hours after application. The second incorporation (and subsequent incorporations) may be done whenever necessary to destroy resistant weed growth during the remainder of the fallow season. Shallow tillage (5 to 8 cm) is necessary in the spring prior to planting.

Fall applied granules in wheat and barley: Granules can be applied in the fall between September 1 and prior to soil freeze-up for the control of green foxtail in the following year. Granules should be applied to standing stubble or pre-worked stubble. The initial incorporation must be done within 24 hours of application. For best results, it is recommended to do both incorporations in the fall followed by tillage (5 to 8 cm) in the spring prior to planting.

Caution: Fall application is not recommended in situations where lack of trash cover combined with required incorporation would leave the soil exposed to erosion.

Spring granules (in year of seeding): Granular formulations: incorporate twice in cross directions using a tandem disc, tandem disc, discer or field (vibrashank type) cultivator set to work 8 to 10 cm for the first incorporation. The first incorporation should be done as soon as possible after application, but can be delayed up to 24 hours. The second incorporation can be delayed for at least 3 - 5 days following the first incorporation. This allows time for greater release of granular trifluralin onto soil particles and assures more uniform distribution in soil.

Spring liquid formulations in canola and specialty crops: (in year of seeding) must be incorporated at least twice with the implement operated in two different directions. The initial incorporation must be done within 24 hours after application. The second incorporation should be a discing or cultivation in a cross direction at the same depth any time prior to planting. Shallow tillage (5 to 8 cm) is necessary in the spring prior to planting.

Spring liquid formulations in wheat and barley: Liquid formulations must be applied after seeding and shallowly (2 - 4 cm), incorporated with tyne or diamond tooth harrows into trash-free soil, operating at a minimum speed of 9 km/hr. The first incorporation should be performed in the same direction of application. The second incorporation should be performed at the right angle to the first. Both incorporations should be done within 24 hrs of application.

Application Tips

Do not apply on soils that are wet, in poor tilth and contain 15% or more organic matter. Do not apply on soils with less than 2% organic matter. Application to severely eroded knolls is not recommended.

Do not apply to fields spread with manure during past 12 months. Do not apply to soils that are subjected to long-term flooding. Do not apply granular formulation on stubble in the fall for wheat when the crop harvested in the current calendar year was treated with trifluralin-based products. This includes applications made in the previous summer or fall. Seed into a firm, moist, weed-free seedbed using a double disc press drill or hoe drill set to seed 3 to 6 cm deep. If a discer or air seeder is used for seeding, separate spring tillage may not be necessary. However, care must be exercised such that the discer or air seeder is set to uniformly place the seed 3 to 6 cm deep and the seedbed should be firmly packed or harrowed after seeding to promote good germination. **Wheat:** Avoid deep seeding, loose seedbeds and seeding into cold soils. When seeding semi-dwarf wheat, special care should be taken to ensure shallow seeding. Apply only on trash-free or summerfallow fields. **Flax and Lentils:** Shallowly till and pack the soil in the spring to ensure a firm seedbed and accurate depth of seeding. Seed into well-packed and moist seedbed. Do not seed deeper than 4 cm.

How it Works

Kills weed seedlings as they germinate. Inhibits cell division in the actively growing points of roots and shoots.

Expected Results

Most weeds die before emerging. Weeds will exhibit swelling at the coleoptile region, stubby thick primary root development and lack of secondary roots, which leads to death due to inadequate moisture absorbing ability.

Restrictions

Rainfall: No effect once trifluralin is incorporated into the soil. **Cropping Restrictions:** Oats, sugar beets and small-seeded grasses such as timothy, canaryseed grass and creeping red fescue should not be grown in rotation following a crop treated with trifluralin based products. Do not seed wheat as a rotational crop if trifluralin and/or ethalfluralin have been used at an oilseed/special crop/barley rate for two consecutive crops. Do not direct seed (zero till) a rotational crop into standing stubble on land that has been treated with trifluralin or ethalfluralin for the previous crop. **Grazing Restrictions:** Do not graze the treated crop or cut for hay; there is not sufficient data to support such use.

Environmental Precautions

Direct contamination of any body of water with trifluralin may kill fish. Avoid contamination of water bodies. Trifluralin is considered non-toxic to bees because of the nature of the formulation. Trifluralin is considered very highly toxic to aquatic organisms on an acute basis, and essentially non-toxic to birds. Trifluralin is absorbed by the soil and is resistant to leaching. There is little lateral movement in soil.

Toxicity

Very low acute mammalian toxicity. Acute oral LD₅₀ (rats) - technical 10,000 mg/kg body weight.

Storage

Granular formulations must be stored in a cool, dry location, out of sunlight. Do not store Rival EC below 5°C. Do not freeze Treflan EC and Bonanza EC formulations.

Triton C

Group 2, 4

Formulation

Product	Company	Active ingredient	Formulation	Container size
Triton C (PCP# 28622)	E. I.duPont Canada	Thifensulfuron methyl :10.3% + tribenuron methyl: 5.15% + quinclorac: 51.55%	Water dispersible granules	1.566 kg

40 acres per case

Crops, Staging and Rates

Crop	Staging	Rate
Spring barley (malt and feed)	2 - 5 leaf stage	Triton C (alone): 39 g/acre + Merge: 1% v/v
Wheat (spring and durum)		

Weeds and Staging

Unless otherwise noted, apply to young and actively growing weeds that are less than 10 cm in height or diameter.

annual sow thistle	flixweed	redroot pigweed	tartary buckwheat
ball mustard	green smartweed	round-leaved mallow	toadflax*(less than 15 cm tall)
Canada thistle*	hemp nettle	(2 - 6 leaf stage)	volunteer canola (excluding CLEARFIELD varieties)
chickweed	kochia	Russian thistle	volunteer flax*
cleavers (1 - 4 whorls)	lady's-thumb	scentless chamomile*	volunteer sunflower
common groundsel	lamb's-quarters	shepherd's-purse	wild buckwheat (1 - 5 leaf)
corn spurry	narrow-leaved hawk's-beard	stinkweed	wild mustard
cow cockle	perennial sowthistle*	stork's-bill	

*Suppression

Registered Tank Mixes

Tank mix partner	Tank mixture rate	Additional weeds controlled
Wheat (spring and durum), barley		
Puma Advance, Bengal, Cordon, WildCat	Puma Advance: 412 mL/acre, Bengal, Cordon, WildCat: 312 mL/acre	Green foxtail, barnyard grass and wild oats from 1 - 6 leaf stage.
Spring wheat and barley (excluding durum)		
Axial	Axial: 243 mL/acre + 283 mL/acre of adjuvant	Wild oats (1 - 6 leaf stage), volunteer oats, green foxtail (suppression), yellow foxtail, volunteer canary seed, proso millet.
Axial + MCPA ester	Axial: 190 mL/acre + MCPA 600 283 mL/acre + 283 mL/acre of adjuvant	Wild oats (1 - 6 leaf stage), volunteer oats, green foxtail (suppression), yellow foxtail, volunteer canary seed, proso millet, dandelion (up to 15 cm), CLEARFIELD canola.
Spring wheat and durum		
Horizon NG, NextstepNG, Foothills, Signal	Horizon NG/NextStep Ng: 376 mL/acre (no adjuvant) or Foothills/Signal: 95 mL/acre + 0.8% adjuvant v/v	Green foxtail (1 - 5 leaf, prior to emergence of 3rd tiller), wild oats (1 - 6 leaf, prior to emergence of 4th tiller).
Harmony Grass	Harmony Grass: 177 mL/acre	Green foxtail (1 - 5 leaf, prior to emergence of 3rd tiller), wild oats (1 - 6 leaf, prior to emergence of 4th tiller).

Tank mix partner	Tank mixture rate	Additional weeds controlled
Spring wheat only		
Everest	Everest: 8.7 - 17.4 g/acre + surfactant: 0.25% v/v	Green foxtail, wild oats, volunteer oats.
Everest + 2,4-D Ester	Everest: 8.7 - 17.4 g/acre + 2,4-D ester 700: 243 mL/acre + surfactant: 0.25 v/v	Green foxtail, wild oats, volunteer oats + CLEARFIELD canola.

E.I.duPont supports the following mixes that are not on the Triton C label. Apply mixes according to the most restrictive use limitations for either product. Avenge, Axial BIA, Everest 2.0, Everest 2.0 plus 2,4-D, Sierra 2.0, Sierra 2.0, Axial BIA + MCPA Ester.

Application Information

With: Ground equipment only. Do not apply by air. **Water Volume:** 22 L/acre (minimum).

Mixing Instructions

Fill tank ¼ to ½ full and agitate constantly. Add Triton C; agitate for 5 minutes, then add dry formulations, emulsifiable concentrates, then adjuvants and fill up tank and apply.

Application Tips

Higher spray volumes needed with a dense crop canopy and/or large weeds. Weeds should be less than 10 cm tall or across at application. Triton C left in the tank for more than 24 hours might have reduced effectiveness. When crop is under stress, application may result in crop injury such as temporary crop colour lightening or a slight height reduction. Clean sprayer immediately after application and use ammonia to deactivate Triton C.

How it Works

Absorbed through foliage. Inhibits cell elongation. Causes stem elongation, leaf cupping or curling.

Expected Results

Growth stops immediately. Discolouration of dying weeds may not be noticeable for 1 - 3 weeks after application, depending on growing conditions and weed species. Poor results may be expected if there is improper mixing, timing, coverage or when weeds are under drought stress.

Restrictions

Rainfall: Rainfall within 6 hours of application may reduce weed control. **Grazing:** May not be grazed or fed to livestock within 77 days of application on wheat, 80 days on barley. **Pre-harvest Intervals:** Allow 77 days between application and harvest on wheat, 80 days on barley. **Re-cropping:** Wheat (spring and durum) and barley have no re-cropping interval. Canola, flax, field pea, lentil and sunflower can be seeded 10 months after application. Oats can be seeded 12 months after application. Under dry conditions and light soils, the re-cropping interval for flax and lentil should be 12 months. Triton C should not be used on land where potatoes or vegetables are part of the rotation.

Environmental Precautions

Triton C is toxic to aquatic organisms and non-target terrestrial plants. Leave a 1 metre buffer around water bodies and 15 meters between applied area and sensitive terrestrial habitats. Do not use soils that have large coarse textured areas, eroded knolls, or calcium deposits.

Runoff: Avoid runoff by using recommended buffer zones.

Toxicity

Triton C is a combination package of 2 products: Refine SG and quinclorac: Refine SG: Low oral toxicity. Oral LD₅₀ (rats) = > 5,000 mg/kg. Quinclorac: Moderate oral toxicity. Acute oral LD₅₀ (rats) = > 2,200 mg/kg.

Storage

Store in a cool, dry place.

Triton K

Group 2, 4

Formulation

Product	Company	Active ingredient	Formulation	Container size
Triton Broadleaf (PCP# 29989)	E. I.duPont Canada	Tribenuron methyl 8.25% + dicamba: 58.45%	Wettable granules	1.47 kg
2,4-D LV ester 700 (PCP# 27820)		2,4-D LV ester:	Emulsifiable concentrate	9.61 L jug

Crops and Staging

Crop	Staging	Rate
Barley*	Apply from the 3 leaf (fully expanded) to the 6 leaf plus 3 tillers.	Triton Broadleaf: 37 gm/acre + 2,4-D LV 700: 243 mL/acre
Spring wheat, durum*, and winter wheat*		
Chemfallow	After weed emergence, up to early flowering.	

*Do not apply to wheat and barley underseeded to legumes.

Weeds and Staging

Unless otherwise noted, apply to young and actively growing weeds that are less than 10 cm tall or across and before canopy closes.

In crop weeds controlled

annual sunflower	dandelions* up to 15 cm in diameter	lamb's-quarters	stinkweed*
ball mustard	false ragweed	narrow-leaved hawk's-beard*	sweet clover
bluebur	flixweed*	plantain (common)	thyme-leaved spurge
burdock	giant ragweed	prickly lettuce	tumble mustard
Canada thistle (top growth control)	hare's-ear mustard	redroot pigweed	volunteer canola
cocklebur	Indian mustard	Russian pigweed	wild buckwheat (1 - 4 leaf)
cow cockle	kochia (2 - 10 leaf)	Russian thistle	wild mustard
daisy fleabane	(including Group 2 resistant)	shepherd's-purse*	wild radish
		stinging nettle	wormseed mustard

For Chemfallow purposes

bluebur	daisy fleabane	kochia (including Group 2 resistant)	stinkweed
burdock	false ragweed	Russian thistle	vetch
cocklebur	flixweed	stinging nettle	
common plantain	giant ragweed		

* Fall rosettes and spring seedlings

Registered Tank Mixes

Tank mix partner	Tank mixture rate	Additional weeds controlled
Spring wheat (excluding durum)		
Everest	2,4-D LV 700 ester: 243 mL/acre + Everest : 8.7 - 17.4 grams/acre	Green foxtail, wild oats, volunteer oats.
Spring wheat, durum wheat and barley		
Puma Super ¹²⁰	2,4-D LV 700 ester: 243 mL/acre + Puma Super ¹²⁰ : 156 mL/acre	Green foxtail.

E.I.duPont supports the following mixes that are not on the Triton K label. Apply mixes according to the most restrictive use limitations for either product. Everest 2.0, Puma Advance, Sierra 2.0.

Application Information

With: Ground equipment only. Do not apply by air. **Water Volume:** 22 L/acre (minimum).

Mixing Instructions

Use mixing instructions “b” on page 13.

Application Tips

Apply when air temperature is between 10 and 25°C. Do not apply when there is a risk of severe drop in night temperature. Application to stressed crops may result in crop injury. Drought, disease or insect damage following application may also result in crop injury. Under certain conditions, temporary crop colour lightening and occasionally, a slight reduction in crop height may occur. Effectiveness of Triton may be reduced if it remains in the tank for more than 24 hours. With any chemfallow treatment, allow at least 10 days to elapse between treatment and tillage. Only weeds emerged at the time of application will be controlled.

How it Works

Absorbed through foliage. Inhibits cell elongation. Causes stem elongation, leaf cupping or curling.

Expected Results

Growth stops immediately. Discolouration of dying weeds may not be noticeable for 1 - 3 weeks after application, depending on growing conditions and weed species. Poor results may be expected if there is improper mixing, timing, coverage or when weeds are under drought stress.

Restrictions

Rainfall: Requires 4 - 6 hours to be absorbed, longer under cool, damp conditions. **Grazing:** Do not permit lactating dairy animals to graze fields within 7 days after application. **Pre-harvest Intervals:** Allow at least 30 days between application and harvest.

Environmental Precautions

Triton K is toxic to aquatic organisms and non-target terrestrial plants. Leave a 1 - 4 metre buffer between treated area and sensitive wildlife and aquatic areas. Do not use on highly variable soils with coarse soils, eroded knolls, or calcium deposits.

Runoff: Avoid runoff by using the recommended buffer zones.

Toxicity

Triton K is a combination package of 2 products: Refine SG and Dicamba: Refine SG: Low oral toxicity. Oral LD₅₀ (rats) = > 5,000 mg/kg. Dicamba: Moderate oral toxicity. Acute oral LD₅₀ (rats) = > 2,060 mg/kg.

Storage

Store in a cool, dry place.

Trophy 600

Group 4

Formulation

Product	Company	Active ingredient	Formulation	Container size
Trophy 600 A (PCP# 30194)	Nufarm Agriculture	Fluroxypyr: 180 g/L	Emulsifiable concentrate	4.8 L
Trophy 600 B (PCP# 27803)		MCPA Ester 600		7.5 L

Crops, Staging and Rates

Crop	Staging	Rate
Barley	Apply from the 3 leaf up to the flag leaf (fully expanded).	Trophy A: 240 mL/acre + Trophy B: 375 mL/acre
Spring wheat (including durum)		
Canary seed		

Trophy 600 (cont'd)**Weeds and Staging**

Unless otherwise noted, apply at 2 - 4 leaf stage.

annual sunflower	hempsettle (2 - 6 leaf)	redroot pigweed (1 - 4 leaf)	volunteer canola
burdock	kochia (including Group 2 resistant biotypes)	shepherd's-purse	volunteer flax (1 - 12 cm)
cleavers (1 - 4 whorl)		stinkweed	wild buckwheat* (1 - 4 leaf)
cocklebur	lamb's-quarters	stork's-bill* (1 - 8 leaf)	wild mustard
flixweed	prickly lettuce	sunflower	wild radish
green smartweed*	ragweed	vetch	

* Suppression only

One case of Trophy treats 20 acres

One case of Trophy 600 treats 20 acres

Registered Tank Mixes

Tank mix partner	Tank mixture rate	Additional weeds controlled
Spring wheat (including durum) and feed barley only		
Achieve Liquid + Turbocharge/Nufarm tralkoxydim (200 mL/acre) + Nufarm tralkoxydim adjuvant 0.5% v/v	Trophy + Achieve liquid: 200 mL/acre + Turbocharge: 0.5% v/v	Wild oats and green foxtail.
Assert + pH adjuster	Trophy + Assert: 526 - 648 mL/acre	Wild oats: 1 - 3 leaf stage: 526 mL/acre. Wild oats: 1 - 4 leaf stage: 648 mL/acre.
Axial	Trophy + Axial: 500 mL/acre	Wild oats, green foxtail, yellow foxtail, barnyard grass.
Puma Advance, WildCat, Bengal, Cordon	Trophy + Puma Advance: 412 mL/acre or WildCat, Bengal, Cordon: 312 mL/acre	Wild oats.
Spring wheat (excluding durum)		
Horizon NG, NextStep NG, (no adjuvant, Foothills/Signal/Ladder/Legend + adjuvant)	Trophy + Horizon NG/NextStep NG: 376 mL/acre or Foothills/Signal/Ladder: 93 mL/acre + adjuvant	Wild oats and green foxtail.
Spring wheat (including durum)		
Traxos	Trophy + Traxos: 500 mL/acre	Wild oats, green foxtail, barnyardgrass, Persian dandel.

* For Trophy 600 B rate is 372 mL/acre. Respective labels for Trophy and Trophy 600 detail appropriate mixing procedures.

Application Information

With: Apply with ground equipment only. Do not apply by air. **Water Volume:** 40 L/acre.

Mixing Instructions

Half fill tank with water, agitate continually, add Trophy A, then Trophy B, then complete filling with water.

Application Tips

Spray under optimal conditions, which includes temperatures ranging from 12°C to 24°C. Reduced activity will occur with temperatures below 8°C or above 27°C. Frost shortly before application or shortly after application may reduce weed control and crop tolerance. Weed control may be reduced during stress conditions. Wet foliage at time of application may result in reduced weed control. Application on cleavers can be made up to 6 whorl (20 cm height) stage. Do not apply to wheat and barley underseeded to legumes. Make only one application per year. Application prior to 3 leaf stage of wheat and barley may cause severe twisting of leaves and leaf stem and head deformities, which may reduce yield. Do not apply later than flag leaf stage of crop.

Trophy 600 (cont'd)**How it Works**

Trophy herbicide tank mix is non-residual. The components of Trophy tank mix move within the plant to control exposed and underground plant tissue. It mimics naturally occurring plant hormones and controls weeds by disrupting normal plant growth patterns. Symptoms include twisting of stems and swollen nodes.

Expected Results

Weeds start to twist shortly after spraying. After twisting and bending, plants stop growing, turn brown and die.

Restrictions

Rainfall: Do not apply if rain is expected in 1 hour. **Grazing:** Do not permit any grazing or cut for hay within 7 days after application. Withdraw meat animals from treated fields at least 3 days before slaughter. **Pre-harvest Intervals:** Do not harvest the treated crop within 60 days after application. **Re-cropping:** Fields previously treated with Trophy herbicide tank mix can be seeded the following year to wheat, barley, oats, rye forage grasses, flax, lentils, peas, canola and mustard, or summerfallow. Do not seed crops other than those listed above for at least one year following treatment.

Environmental Precautions

Trophy is moderately to highly toxic to aquatic organisms. Avoid contamination of aquatic systems during application. Do not contaminate these systems through direct application, disposal of waste or cleaning of equipment. Drift: Avoid contamination of sensitive aquatic and terrestrial areas with a 15 metre buffer zone from the treated area.

Toxicity

MCPA has moderate acute mammalian toxicity. Acute oral LD₅₀ (rats) = technical 700 - 880 mg/kg. Fluroxypyr has very low mammalian toxicity. Acute oral LD₅₀ => 2,000 mg/kg.

Storage

Store in a dry, heated area. If product is frozen, bring to room temperature and agitate before use.

Tropotox Plus/Clovitox Plus/Topside

Group 4

Formulation

Product	Company	Active ingredient	Formulation	Container size
Clovitox Plus (PCP# 264886)	IPCO	MCPB (Na-salt): 375 g/L + MCPA (K-salt: 25 g/L)	Solution	10 L jug
Tropotox Plus (PCP# 8211)	Nufarm Agriculture			
Topside (PCP# 22003)	Loveland Products Canada			

Crops, Staging and Rates

Crop	Stage	Rate
Cereals: barley, oats, rye, wheat	Apply from 2 leaf stage to flag leaf stage.	1.11 L - 1.72 L/acre
Field Pea	Apply when peas have 3 to 6 expanded leaves.	
Field corn	After the crop is 45 cm high, but before the beginning of tasselling. Drop nozzles should be used.	
Pasture	After grazing or cutting, when weeds are at a susceptible stage.	
Seedling alfalfa	Apply at 3 - 6 trifoliate stage.	

Tropotox Plus/Clovitox Plus/Topside (cont'd)

Crop	Stage	Rate
Seedling clover: wild white, dutch white, Ladino, alsike and red clovers	Apply after primary or spade leaf stage to fourth-true-leaf stage. Companion crop: wheat, oats, barley.	
Seedling grasses: seedling smooth brome grass, meadow brome grass, alтай fescue, creeping red fescue, meadow fescue, tall fescue, alтай wild ryegrass, Russian wild ryegrass, timothy, crested wheatgrass, intermediate wheatgrass, pubescent wheatgrass, tall wheatgrass, slender wheatgrass, streambank wheatgrass, northern wheatgrass, western wheatgrass, green needlegrass. reed canary grass	Apply at the 2 - 4 leaf stage of crop.	

Weeds, Rates and Staging**Weeds controlled in seedling stage at 1.11 L/acre.**

ball mustard	stinkweed	wormseed mustard
lamb's-quarters	wild mustard	

Weeds controlled at 1.72 L/acre in seedling stage unless otherwise noted.

annual sow thistle*	Canada thistle (15 cm to early bud)	field horsetail (15 cm tall)**	ragweed
bull thistle (rosette to early bud)	curled dock (rosette)	hemp nettle*	redroot pigweed
buttercup (tall and creeping when rapidly growing**)	field bindweed (spring-rapid growth)**	perennial sow thistle (rosette)**	shepherd's-purse
		plantain (rosette)	volunteer canola
			wild radish*

* Suppression only ** Top growth control only

Application Information

With: Apply with ground sprayers only. Do not apply by air. **Water Volume:** 60 - 80 L/acre.

Application Tips

Spray in warm weather when plants are actively growing. Peas: Spray when growing conditions are good and the peas are not under stress from drought or disease. Seedling alfalfa: Alfalfa vigour may be reduced in the year of treatment; however, the crop recovers and yield will not be affected.

How it Works

A systemic, absorbed by leaves and stems and translocated to actively growing regions. It disrupts cell division, stops cell growth and interferes with respiration and food reserves. Selectivity based on ability of plant to efficiently convert MCPB to MCPA.

Expected Results

Broadleaf weeds should be dead within 2 - 3 weeks of treatment. Poor results and/or crop injury may be expected if Water volume is incorrect or weeds are too mature.

Restrictions

Rainfall: Rainfall before the foliage has dried from the spraying may decrease activity. **Grazing:** Seedling forage grasses: Do not graze the treated crop or cut for hay in the year of establishment. All other crops: Do not permit lactating dairy animals to graze fields within 7 days after application. Do not harvest for forage or cut hay within 7 days after application. Withdraw meat animals from treated fields at least 3 days before slaughter.

Re-cropping: None.

Environmental Precautions

Toxic to aquatic organisms and non-target terrestrial plants.

Runoff: Avoid contamination of aquatic areas as a result of runoff by using the recommended buffers between treated ground and sensitive areas. **Leaching:** This chemical may result in contamination of groundwater through leaching, particularly in coarse textured soils or areas where the water table is shallow.

Toxicity

High acute mammalian toxicity. Acute oral LD₅₀ (rats) = 500 mg/kg. Non-toxic to bees. Intake can cause convulsions and coma. Can cause burns to the skin and eyes.

Storage

Store in a heated area.

Truvisit

Group 2, 4

Formulation

Product	Company	Active ingredient	Formulation	Container size
Truvisit (PCP# 30920)	E.I.duPont Canada	Aminocyclopyrachlor: 39.5% Chlorsulfuron: 15.8%	Wettable granule	567 gram

Crops, Staging and Rates

Industrial Non-Crop Areas - rights of way, roadsides, industrial sites, fence lines, and other non-crop areas.

Rate: 68 g/acre + non-ionic adjuvant at 0.25% v/v or Merge or Crop Oil Conc. at 1.0% v/v

Species	Weed Claim
Bluebur, buttercup (hairy, small-flowered), Canada thistle, common chickweed, common groundsel, yarrow, corn spurry, cow cockle, dandelion, fleabane (Canada, annual), flixweed, green smartweed, halogeton, hawkweed (orange, yellow), hemp nettle, knapweed (spotted, diffuse), knotweed, kochia, lady's thumb, lamb's quarters, leafy spurge, nodding thistle, ox-eye daisy, pasture sage, prickly lettuce, ragweed, redroot pigweed, Russian thistle (up to 8 cm), sow thistle (annual and perennial), smooth bedstraw, stinkweed, stork's bill, volunteer canola, white cockle, wild buckwheat, wild carrot, wild mustard, wild parsnip, yellow star thistle	control
Bladder campion, common tansy, field horsetail, perennial peppergrass, poison ivy, skeletonweed, sumac (smooth and staghorn)	12 month control
Buttercup (tall, giant, bulbous), field bindweed, giant hogweed (up to 4 leaf), goldenrod (Canada, common), plantain species, western ragweed, white and yellow sweetclover, wild chervil, wild rose	Season-long control
Kudzu, western snowberry	Suppression
Willow species (pusy, sandbar, ditchbank)	12 months suppression

Application Information

Ground: minimum spray volume of 81 L/acre. Maximum of one application of DuPont Truvisit herbicide per year. Do NOT apply by air.

Application Tips

Truvisit herbicide controls susceptible annual weeds by both foliar and root uptake. Best control of emerged annual weeds is obtained when weeds are actively growing, typically June-July. Warm, moist growing conditions promote active weed growth and enhance the activity of Truvisit. Weeds stressed by moisture or temperature extremes may be less susceptible, and incomplete weed kill may result. Residual control of weeds germinating after spray application is achieved when Truvisit is carried into the root zone by rainfall. For best results, sufficient rainfall to move Truvisit 5 to 7 cm deep into the soil is required after application, before weeds develop an established root system and grow beyond the seedling stage.

Truvisit (cont'd)**How it Works**

The most noticeable symptom is a bending and twisting of stems and leaves. Other advanced symptoms include severe necrosis, stem thickening, growth stunting, leaf crinkling, calloused stems and leaf veins, leaf cupping and enlarged roots. Death of treated broadleaf plants may require several more weeks and up to several months for some woody plant species.

Restrictions

Do not graze or feed forage, hay or straw from treated areas to livestock. Do not use plant material treated with this product for mulch or compost. Avoid application of this product in areas where the roots of desirable trees and/or shrubs may extend unless injury or loss can be tolerated. Do not use on lawns or turf. If non-crop sites treated with Truvisit are to be converted to a food, feed, or fiber agricultural crop, or to a horticultural crop, a field bioassay should be completed before planting the desired crop. Caution is advised when using this product in areas where loss of desirable conifer or deciduous trees and/or shrubs as well as other broadleaf plants, including but not limited to, legumes and wild flowers, cannot be tolerated. Low rates of DuPont Truvisit Herbicide can kill or severely injure most crops. Follow the sprayer cleanup section to avoid potential crop damage.

Environmental Precautions

Observe buffer zones specified under DIRECTIONS FOR USE on the Truvisit label. **Runoff:** To reduce runoff from treated areas into aquatic and terrestrial habitats, avoid application to areas with a moderate to steep slope, compacted soil, or clay. Avoid application when heavy rain is forecast. **Leaching:** The use of this chemical may result in contamination of groundwater particularly in areas where soils are permeable (e.g. sandy soil) and/or the depth to the water table is shallow.

Toxicity

Acute oral LD₅₀ (rats) = > 5,000 mg/kg. TOXIC to aquatic organisms and non-target terrestrial plants including coniferous and deciduous trees.

Storage

Store product in original container only, away from other pesticides, fertilizer, food or feed.

Tundra

Group 1, 6, 27

Formulation

Product	Company	Active ingredient	Formulation	Container size
Tundra (PCP# 29367)	Bayer CropScience	Pyrasulfotole 15.5 g/L	Emulsifiable concentrate	8.1 L , 129.6 L, 405 L
		Fenoxaprop-p-ethyl: 46 g/L	Emulsifiable concentrate	
		Bromoxynil 87.5 g/L	Emulsifiable concentrate	

8.1 L jug will do 10 acres

Crops, Staging and Rates

Crops	Staging	Rate
Barley, spring wheat (including durum)	1 - 6 leaf on main stem plus 3 tillers	810 mL/acre

Weeds and Staging

Apply at 1 - 6 leaf stage unless otherwise noted.

Grassy Weeds: 1 to 6 leaves, up to emergence of the 3rd tiller

barnyard grass	wild oats
green foxtail	yellow foxtail

Broadleaf Weeds: Unless otherwise stated, 1 - 6 leaf stage

annual sow-thistle	flixweed (up to 10 cm in height)	Russian thistle (up to 10 cm in height)
Canada thistle (suppression, up to 30 cm in height)	hemp-nettle	shepherd's-purse
Canada fleabane (10 cm high or diameter) ^{1,4,5}	kochia ² (up to 10 cm in height)	stork's-bill: only in tank mix with 2,4-D and AMS (1 to 8-leaf)
chickweed ²	lamb's-quarters	stinkweed
cleavers ^{1,2} (1 - 6 whorl)	narrow-leaved hawk's beard (up to 10 cm, prior to bolting)	volunteer canola (all types)
common ragweed	pale smartweed	wild buckwheat
dandelion ³ (suppression, up to 10 cm in height and 25 cm in diameter)	perennial sow-thistle (suppression)	wild mustard
	redroot pigweed	
	round-leaved mallow (suppression)	

¹ For control of cleavers at the 4 to 6-whorl growth stage and control of Canada fleabane, add ammonium sulphate at 202 g/acre (99%) or 0.4 L/acre (49% solution) or 0.5 L/acre (40% solution). If using an ammonium sulphate product with a different concentration, adjust the rate accordingly. ² Including Group 2 and 4 resistant biotypes. ³ Includes seedlings and overwintered rosettes. ⁴ Including glyphosate resistant biotypes. ⁵ Remove established Canada fleabane plants prior to planting via tillage or pre-ssed burn-off.

Registered Tank Mixes

Tank mix partner	Tank mixture rate	Additional weeds controlled
Spring wheat (including durum), and barley		
2,4-D ester + AMS	280 g ai/ha + 0.5 L/ac (40% solution)	Weeds controlled by Tundra alone plus stork's-bill from the 1-8 leaf stage. Spring, durum wheat and barley may be treated from the 4-leaf to 6-leaf stage on main stem plus 3 tillers.

Temporary crop injury may be observed when AMS is included for enhanced broadleaf weed control.

Bayer CropScience supports the following mixes that are not on the Tundra label. These are MCPA ester, Lontrel, Decis and Sevin XLR, all on spring and durum wheat and barley; Tilt on spring wheat and barley. Apply mixes according to the most restrictive use limitations for either product.

Application Information

How to Apply: Ground and air. Apply only once per season. **Water Volume:** 19 L/acre ground, 11.3L/acre air.

Mixing Instructions

Fill the spray tank $\frac{1}{4}$ to $\frac{1}{2}$ full with clean water and begin agitation. If mixing with AMS, add to the tank first. Add the appropriate amount of Tundra herbicide. Fill the spray tank with the balance of water required. Maintain sufficient agitation throughout mixing and application.

Application Tips

Use higher water volumes under conditions of heavy crop or weed canopies. For best results apply to young, actively growing weeds. Under cool, dry conditions, activity may be reduced or delayed. Activity may be affected if weeds are dust covered or covered in heavy dew, mist or rain. Do not apply to a stressed crop but apply after plants resume normal growth.

How it Works

Tundra is composed of 3 herbicides active ingredients, fenoxaprop-p-ethyl, bromoxynil and pyrasulfotole. Fenoxaprop-p-ethyl works by contact and systemically. It moves to the roots and shoots and kills the growing point. Pyrasulfotole is also systemic, inhibiting plant pigment formation and photosynthesis. Bromoxynil is a contact herbicide, inhibiting respiration and photosynthesis.

Expected Results

Typical symptoms include broadleaf weeds turning brown and dying within 3 - 5 days, reduced grassy leaf growth and chlorotic blotching within 3 days of application followed by leaf chlorosis and complete death by 2 - 3 weeks and leaf bleaching .

Restrictions

Rainfall: Rainfall within 1 hour of application may reduce effectiveness. **Grazing:** Do not graze or cut the treated crop for hay within 25 days of application. **Pre-harvest Intervals:** Leave at least 65 days from application to harvest. **Re-cropping:** Alfalfa, barley, canary seed, canola, flax, (including low linolenic acid varieties) field peas[†], tame oats,

Tundra (cont'd)

spring wheat including durum, potatoes and sunflowers may be planted 10 months after application. Lentils can be grown 22 months after application. Use a field bioassay for crops not listed above.

*Field peas may be grown the year following Infinity application in all Black, Gray-Wooded and Dark Brown soil zones. Do not plant field peas the year following Infinity application in the Brown soil zone where organic matter content is less than 2.5% and soil pH is above 7.5. Use a field bioassay for crops not listed above.

Environmental Precautions

Tundra is toxic to aquatic organisms and non-target terrestrial plants. Leave at least a 15 metre buffer zone around sensitive terrestrial and aquatic habitats. Avoid contamination of aquatic systems during application. Do not contaminate these systems through direct application, disposal of waste or cleaning equipment.

Toxicity

Toxic to aquatic organisms and sensitive terrestrial plants. Use of a hand-held backpack sprayer, inter-row hooded sprayer, spot treatment, soil drench and soil incorporation require no buffer zones. Otherwise, use recommended buffer zones of 3 - 10 metres when using ground application, 1 - 375 metres by air.

Storage

Store in a heated shed. Do not freeze.

UpBeet

Group 2

Formulation

Product	Company	Active ingredient	Formulation	Container size
UpBeet (PCP# 25813)	E.I.duPont Canada	Triflusalufuron methyl: 50%	Dry flowable	117 grams

Crops, Staging and Rates

Crops	Staging	Rate
Sugar beet	Apply any time after planting and after weeds have emerged.	UpBeet: 14 - 28 g/acre + surfactant: 0.25% v/v

Weeds and Staging

UpBeet + non-ionic surfactant: Velvetleaf

Registered Tank Mixes

Apply when weeds are in cotyledons to 4 leaf stage, approximately 5 cm tall or across.

Tank mix partner	Tank mixture rate	Additional weeds controlled
Betamix*	UpBeet: 14 - 28 g/acre + Betamix: 0.7 - 1.4 L/acre. Note: Do not add surfactant to this tank mixture.	Green foxtail (suppression), kochia (rosette stage <2.5 cm in diameter), redroot pigweed, lamb's-quarters

* Make two sequential applications. The total grams of product applied must not exceed 40 g/acre per growing season.

Application Information

How to Apply: Ground equipment only. Do not apply by air. Do not apply through any type of irrigation equipment.

Water Volume: Minimum of 40 L/acre.

Mixing Instructions

Use mixing instructions "b" on page 13.

Application Tips

Applications should be made 5 - 10 days apart or as weeds germinate. Weeds should be actively growing and not under stress. For best results, apply to small, emerged weeds between the cotyledon and 4 true leaf stage at approximately 5 cm tall or across. Applications made to larger weeds or to weeds under stress may result in unsatisfactory control. Since UpBeet has little or no soil activity, only weeds that have emerged above the soil surface will be controlled. Use sequential tank mix applications to control new weed flushes. Timely cultivation(s) can be used in addition to UpBeet tank mixes for optimum weed control in a sugar beet management program. Dry, dusty field conditions may reduce weed control in wheel track areas. Higher water volumes may improve control in these conditions.

How it Works

Absorbed through foliage. Inhibits cell elongation.

Expected Results

UpBeet herbicide rapidly stops the growth of susceptible weeds; weeds turn yellow usually 7 - 21 days after post-emergent application, followed by the death of the growing plant. Cool and/or dry conditions may reduce or delay herbicidal activity. Large weeds or weeds stressed due to frost, drought or water-saturated soil, disease or insect damage may not be controlled adequately.

Restrictions

Rainfall: Rainfall within 6 hours may reduce weed control. **Grazing:** No restrictions on grazing or feeding of crop residue to livestock. **Pre-harvest Intervals:** Do not apply within 60 days of harvest. **Cropping Restrictions:** Do not harvest within 60 days of treatment.

In case of crop failure, only sugar beets may be replanted 30 days after application of UpBeet. However, if a total of 100 g/ha of UpBeet has already been applied to the first crop of sugar beets, then no more UpBeet may be applied to the second crop of sugar beets. Cereal crops (spring wheat, durum wheat, winter wheat, barley) may be planted the following year after application of UpBeet. For all other crops, a field bioassay must be conducted.

Environmental Precautions

Do not contaminate water bodies by applying directly to water, or to areas where surface water is present, or through wash water.

Toxicity

Very low toxicity by ingestion. Acute oral LD₅₀ (rats) = > 5,000 mg/kg. Low toxicity by inhalation.

Vanquish/VMD 480

Group 4

Formulation

Product	Company	Active ingredient	Formulation	Container size
Vanquish (PCP# 26980)	Syngenta	Dicamba: 480 g/L	Liquid	10 L
VMD 480 (PCP# 29251)	Adjuvants Plus Inc.	Dicamba: 480 g/L	Liquid	10 L

Crops, Staging and Rates

Non-crop areas such as established turf, roadsides, hydropower lines, pipeline and railway rights-of-way, airports, military bases and wasteland. **Rate:** 0.5 L/acre - 5.2 L/acre.

Weeds, Rates and Staging

Broadleaf weeds: When actively growing, normally between May and July.

Brush control: When leaves are fully expanded (spring, early summer) and stop applications at least 3 weeks prior to a change of leaf colour in the fall.

Vanquish/VMD 480 (cont'd)**Vanquish/VMD 480 at 0.5 L/acre (top growth control only)**

absinthe	leafy spurge	poverty weed	scentless chamomile
Canada thistle	perennial sow-thistle		

Vanquish/VMD 480 at 0.7 L/acre + 2,4-D amine 500: 0.9 L/acre: Above weeds plus poison ivy

Vanquish/VMD 480 at 0.85 L/acre + 2,4-D amine 500: 1.8 L/acre: All of the above weeds plus wild carrot

Vanquish/VMD 480 at 0.93 L/acre

Canada thistle	English daisy	giant ragweed	perennial sow thistle
common ragweed	false ragweed	goldenrod	tansy ragwort
curled dock (top growth)	field bindweed		

Vanquish/VMD 480 at 1.90 L/acre

diffuse knapweed	ground cherry	poverty weed	thyme-leaved spurge
goat's-beard	pasture sage	sheep sorrel	

Vanquish/VMD 480 at 3.7 L/acre Controls:

baby's breath	lambkill	Russian knapweed (top growth control)	velvet grass
bracken fern (top growth)	perennial cinquefoil (top growth control)		
fringed sage brush			

Brush control chemical amounts mixed in 1000 L of solution

Vanquish/VMD 480: 2.1 L/acre + 2,4-D amine 500: 4.0 L or 2,4-D ester 600: 3.3 L

alder	cherry	wild rose	wolf willow
aspen poplar	western snowberry		

Vanquish/VMD 480: 4.0 L/acre + 2,4-D amine 500: 8.0 L or 2,4-D ester 600: 6.6 L

balsam fir	black cottonwood	hickory	spruce
balsam poplar	bur oak	pine	tamarack
birch	elm	red oak	vine maple and white cedar

Vanquish/VMD 480: 5.2 L/acre + 2,4-D + dichlorprop: 7.1 L

sugar maple	white ash		
-------------	-----------	--	--

Vanquish/VMD 480 for Turf: 202 mL/acre in 45 L/acre water

clover	erect knotweed	mouse-eared chickweed	sheep sorrel
--------	----------------	-----------------------	--------------

Roadside Vegetation Control

Vanquish/VMD 480 can be used in a tank mix with glyphosate (356 g/L formulation) for annual vegetation control on 1 - 2 metre wide roadside shoulders. Vanquish tank mixes with glyphosate and 2,4-D offer a broader spectrum of total control of roadside vegetation. Apply to actively growing weeds between May and July at following rates:

Vanquish/VMD 480: 0.5 - 1.0 L/acre + glyphosate (356 g/L formulation): 0.3 - 0.4 L/acre or Vanquish/VMD 480: 121 mL/acre + 2,4-D amine 500: 485 mL/acre + glyphosate (356 g/L formulation): 0.3 - 0.4 L/acre.

Application Information

How to Apply: Apply with ground equipment or by air. **Water Volume:** Ground: Turf weeds: 45 L/acre; Weeds: 45 - 90 L/acre; Brush: rate/1,000 L of water. Aircraft: 35 L/acre minimum.

Application Tips

Thorough coverage of weed and wetting brush to the point of runoff are essential for control. Brush and trees over 2 metres should be cut and regrowth sprayed. Do not use on bentgrass. Do not rake, mow or water turf within 24 hours after treatment. 2,4-D ester tank mix may improve brush control, especially under drought stress. Tank mix with 2,4-D (amine or ester) for control of a broader range of weeds. Avoid spraying if temperatures exceed 30°C, to reduce risk of vapour drift. Avoid spraying onto soil over root system of desirable trees and shrubs. Thoroughly clean application equipment after use.

How it Works

Dicamba is a systemic herbicide absorbed through roots or leaves and translocated in most plants. Disrupts the metabolic and growth activities in the plant.

Expected Results

Excellent control of brush can be expected within a year of application. Effect on broadleaf weeds may be seen in 10 - 14 days with twisting and bending of main stem, cupping of leaves, increase in root size and increase in fibrous roots.

Restrictions

Rainfall: Rainfall 4 hours after application will not reduce effectiveness. **Grazing:** Do not permit lactating dairy animals to graze fields within 7 days after application. Do not harvest forage or cut hay within 30 days after application. Withdraw meat animals from treated fields at least 3 days before slaughter.

Environmental Precautions

Vanquish is toxic to aquatic organisms and non-target terrestrial plants. Do not apply directly to water or in areas it can wash into water bodies.

Runoff: Avoid runoff from treated areas into sensitive aquatic and terrestrial habitats. **Leaching:** The use of Vanquish chemical may result in contamination of groundwater, as it will leach in coarse textured soils.

Toxicity

Slightly toxic by ingestion. Acute oral LD₅₀ (rats) => 3,512 mg/kg. Slightly toxic by contact.

Storage

Heated storage not required. Freezing may cause crystalization but no activity is lost if completely resuspended.

Varro

Group 2

Formulation

Product	Company	Active ingredient	Formulation	Container size
Varro (PCP#29070)	Bayer CropScience	Thiencarbazone-methyl: 10 g/L	Suspension	8.0 L jug

One 8 litre jug of Varro will treat 40 acres.

Crops, Staging and Rates

Crop	Staging	Rate
Spring and durum wheat	1 - 6 leaves on main stem plus 3 tillers but prior to the presence of the first node (jointing).	0.2 L/acre
Winter wheat	Apply either in fall or spring when the majority of plants have one leaf to full tillering but prior to the presence of the first node (jointing).	

Weeds Controlled and Staging

For best results, apply to emerged, young, actively growing weeds according to the weed stages listed. Under stressed conditions and/or heavy crop canopy, early application will result in improved weed control.

Grassy weeds: Apply at 1 to 6 leaves, up to emergence of the 3rd tiller

barnyard grass	green foxtail	yellow foxtail (suppression)
volunteer canary seed (1 - 6 leaf, up to emergence of 2nd tiller)	Japanese brome (suppression, 1 - 6 leaf)	wild oats
	Persian darnel (suppression)	

Broadleaf weeds: Unless otherwise stated, apply at 1 - 6 leaf stage

cleavers (1 - 6 whorls)	redroot pigweed	wild buckwheat
hemp-nettle	shepherd's-purse	wild mustard
lamb's-quarters (suppression)	stinkweed	round-leaved mallow (suppression)
pale smartweed	volunteer canola ¹	Russian thistle (suppression, up to 10 cm in height)

¹ Excluding Group 2 resistant canola

Spring wheat only

For more consistent weed control including wild oats in areas of heavy infestation add Ammonium sulphate at 202 g/acre (99% solution), .4 L/acre (49% solution) or .5 L/acre (40% solution).

Varro (cont'd)**Durum wheat**

For more consistent weed control add a non-ionic surfactant (Agral 90, AgSurf or Surf 92) at 0.25% v/v.

Registered Tank Mixes

Tank mix partner	Varro plus tank mix partner rate	Crop stage/comments
In spring wheat (including durum)		
2,4-D ester	Varro: 0.2 L/acre + 2,4-D ester up to 142 g ai/acre	Wheat: 4 - 6 leaf stage plus 3 tillers but prior to presence of first node (jointing)
MCPA ester	Varro: 0.2 L/acre + MCPA ester up to 142 g ai/acre	Wheat: 3 - 6 leaf stage plus 3 tillers but prior to presence of first node (jointing)
Buctril M	Varro: 0.2 L/acre + Buctril M: 0.4 L/acre	Wheat: 2 - 6 leaf stage plus 3 tillers but prior to presence of first node (jointing)
Thumper	Varro: 0.2 L/acre + Thumper: 0.4 L/acre	Wheat: 4 - 6 leaf stage plus 3 tillers but prior to presence of first node (jointing)
Infinity	Varro: 0.2 L/acre + Infinity: 0.335 L/acre	Wheat: 1 - 6 leaf stage plus 3 tillers but prior to presence of first node (jointing)
Spring wheat (excluding durum)		
Attain XC	Varro: 0.2 L/acre + Attain XC: A 0.13 L/acre + B 0.34 L/acre	Wheat: 4 - 6 leaf stage plus 3 tillers but prior to presence of first node (jointing)
Curtail M	Varro: 0.2 L/acre + Curtail M: 0.6 L/acre	Wheat: 3 - 6 leaf stage plus 3 tillers but prior to presence of first node (jointing). When tankmixing in spring wheat always add Ammonium sulphate.
Frontline XL	Varro: 0.2 L/acre + Frontline XL: 0.5 L/acre	Wheat: 2 - 6 leaf stage plus 3 tillers but prior to presence of first node (jointing)
Refine SG	Varro: 0.2 L/acre + Refine SG: 12 g/acre	Wheat: 2 - 6 leaf stage plus 3 tillers but prior to presence of first node (jointing)
Refine SG + MCPA ester	Varro: 0.2 L/acre + Refine SG: 12 g/acre + MCPA ester up to 142 g ai/acre	Wheat: 3 - 6 leaf stage plus 3 tillers but prior to presence of first node (jointing)
Refine SG + 2,4-D ester	Varro: 0.2 L/acre + Refine SG: 12 g/acre + 2,4-D ester up to 142 g ai/acre	Wheat: 4 - 6 leaf stage plus 3 tillers but prior to presence of first node (jointing)
Winter wheat		
Infinity	Varro: 0.2 L/acre + Infinity: 0.335 L/acre	Apply either in fall or spring when the majority of plants have one leaf to full tillering but prior to presence of first node (jointing)
Thumper	Varro: 0.2 L/acre + Thumper: 0.4 L/acre	Apply either in fall or spring when the majority of plants have 4 leaves to full tillering but prior to presence of first node (jointing)

Bayer CropScience supports the following mixes that are not on the Varro label. These are Attain XC on durum wheat; Buctril M on winter wheat; Stellar and Momentum on spring wheat; OcTTain XL, Barricade, Retain SG and Prestige XC on spring and durum wheat; Tilt on spring and winter wheat(not durum). Apply mixes according to the most restrictive use limitations for either product.

Rate

Varro: 0.2 L/acre

Application Information

How to Apply: Apply with ground equipment or by air. **Water Volume:** Ground: minimum of 18.9 L/acre. Air: minimum of 11.3 L/acre.

Application Tips

Do not apply to crop that is under stress due to abnormal environmental conditions such as frost, extreme heat, low fertility, drought, flooding or disease and/or insect damage as crop injury may result. Under DROUGHT conditions - Do not spray Varro if time between seeding and spraying exceeds 35 days as (drought hastens crop development). Do not spray Varro three days prior to or following cold temperatures (3°C or lower) Do not apply to crops underseeded to legumes. Apply only once per season.

Do not use Varro if another Group 2 grass herbicide has been previously applied in the same season. For best results, apply to emerged, young, actively growing weeds. Weed control may also be reduced if application is made when weeds are dust covered or in the presence of heavy dew, fog or mist/rain.

How it Works

Varro: Thiencarbazone-methyl: Uptake is primarily via foliage and is transported to areas on new shoot growth where it inhibits the enzyme acetolactate synthase (ALS). Inhibition of this enzyme prevents protein production, which leads to gradual death of target weeds.

Expected Results

Growth of susceptible plants stops rapidly, and after a few days, plants develop chlorotic discolouration on the leaves, which sometimes turn red. Complete control may take two to four weeks.

Restrictions

Rainfall: Rainfall within 60 minutes of application may reduce effectiveness. **Grazing restrictions:** Do not graze the treated crop or cut for forage within 7 days or cut for hay within 30 days after application. **Pre-harvest Intervals:** Do not harvest spring or durum wheat for grain or straw within 60 days of application. Do not harvest winter wheat for grain or straw within 72 days of application. **Re-cropping:** The following crops can be planted 10 months after application: alfalfa, barley, canary seed, field corn, canola, chickpeas, dry bean, flax (including low linolenic acid varieties), lentils, mustard, oats, field peas, soybeans, sunflowers, timothy, wheat (spring, durum and winter). Use a field bioassay for crops not listed above.

Environmental Precautions

This product is toxic to aquatic organisms and non-target terrestrial plants. Observe buffer zones of 1 metre with ground application. Do not allow into surface water, drains and groundwater.

Toxicity

Moderately toxic by ingestion. Acute oral LD₅₀ (rats) = > 2,000 mg/kg. Moderate skin and eye irritation.

Storage

Store in a cool, dry place. Do not store below freezing. Shake well before using.

Velocity m3 All-In-One

Group 2, 6, 27

Formulation

Velocity m3 co-package contains:

Product	Company	Active ingredient	Formulation	Container size
Velocity m3 All-In-One (PCP# 29584)	Bayer CropScience	Thiencarbazone-methyl: 5 g/L Pyrasulfotole: 31.3 g/L Bromoxynil: 175 g/L	Suspension	8.1 L jug, 129.6 L

One 8.1 L jug of Velocity m3 All-In-One will treat 20 acres

Crop, Staging and Rates

Crop	Staging	Rate
Spring and durum wheat	1 - 6 leaves on main stem, plus 3 tillers but prior to presence of first node (jointing).	Velocity m3 All-In-One: 0.4 L/acre
Winter wheat	Apply either in fall or spring when the majority of plants have one leaf to full tillering but prior to presence of first node (jointing).	

Weeds and Staging

For best results, apply to emerged, young, actively growing weeds according to the weed stages listed. Under stressed conditions and/or heavy crop canopy, early application will result in improved weed control.

Grassy Weeds: Apply at 1 to 6 leaves, up to emergence of the 3rd tiller

barnyard grass	green foxtail	yellow foxtail (suppression) 1 - 6 leaf
volunteer canary seed (1 - 6 leaf ,up to emergence of 2nd tiller)	Japanese brome (suppression) (1 - 6 leaf)	wild oats ³
	Persian darnel (suppression)	

Broadleaf Weeds: Unless otherwise stated, apply at 1 - 6 leaf stage

annual sow-thistle	flixweed (up to 10 cm in height)	Russian thistle (up to 10 cm in height)
Canada thistle (suppression) (up to 30 cm in height)	hemp-nettle	shepherd's-purse
Canada fleabane (10 cm high or diameter) ^{1,4,5}	giant ragweed (suppression) ^{3,4}	stinkweed
chickweed	kochia ² (up to 10 cm in height)	stork's-bill: only in tank mix with 2,4-D and AMS (1 - 8 leaf)
cleavers ^{1,2}	lamb's-quarters	volunteer canola (all types)
common ragweed	narrow-leaved hawk's beard (up to 10 cm and prior to bolting)	wild buckwheat
dandelions ³ (suppression) (up to 10 cm in height and 25 cm in diameter)	pale smartweed	wild mustard
	perennial sow-thistle (suppression)	
	redroot pigweed	
	round-leaved mallow	

¹ In spring wheat only. For consistent control of wild oat in areas of heavy infestation, for control of Group 2 resistant cleavers at the 4 to 6-whorl growth stage, for control of Canada fleabane and suppression of giant ragweed, add ammonium sulphate at 202 g/acre (99%) or 0.4 L/ac (49% solution) or 0.5 L/ac (40% solution). ² Including Group 2 and 4 resistant biotypes. ³ Includes seedlings and overwintered rosettes. ⁴ Including glyphosate resistant biotypes. ⁵ Remove established Canada fleabane plants prior to planting via tillage or pre-sed burn-off.

Registered Tank Mixes

Tank mix partner	Tank mixture partner rate	Additional weeds controlled and comments
Spring wheat		
2,4-D ester + AMS	280 g ai/ha + 0.5 L/ac (40% solution)	Weeds controlled by Velocity M3 All-In-One alone plus stork's-bill from the 1-8 leaf stage. Spring wheat 4-leaf to 6-leaf stage on main stem plus 3 tillers but prior to presence of first node (jointing).

Bayer CropScience supports the following mixes that are not on the Velocity m3 label: MCPA ester on spring, durum and winter wheat, Lontrel, Decis and Sevin XLR on spring and durum wheat, Tilt on spring and winter wheat. Apply mixes according to the most restrictive use limitations for either product.

Application Information

How to Apply: Apply with ground equipment or by air. **Water Volume:** Ground: minimum of 18.9 L/acre. Air: minimum of 11.3 L/acre.

Application Tips

Under DROUGHT conditions - Do not spray Velocity M3 if time between seeding and spraying exceeds 35 days as (drought hastens crop development). Do not spray Velocity M3 three days prior to or following cold temperatures (3°C or lower) Do not apply to crops underseeded to legumes. Do not use Velocity m3 if another Group 2 grass herbicide has been previously applied in the same season. For best results, apply to emerged, young, actively growing weeds. Weed control may also be reduced if application is made when weeds are dust covered or in the presence of heavy dew, fog or mist/rain. Do not apply to crop that is under stress due to abnormal environmental conditions such as frost, extreme heat, low fertility, drought, flooding or disease and/or insect damage as crop injury may result. Apply only once per season.

How it Works

Thiencarbazono-methyl: Uptake is primarily via foliage and is transported to areas on new shoot growth where it inhibits the enzyme acetolactate synthase (ALS). Inhibition of this enzyme prevents protein production, which leads to gradual death of target weeds.

Pyrasulfotole: Absorbed through leaves and is translocated to meristematic regions where it inhibits the HPPD enzyme. **Pyrasulfotole** inhibits plant pigment biosynthesis and photosynthesis. **Bromoxynil:** Works on contact, interfering with photosynthesis, disrupting plant growth, which ultimately leads to the plant's death.

Expected Results

Grass weeds: Growth of susceptible plants stops rapidly, and after a few days plants, develop chlorotic discoloration on the leaves, which sometimes turn red. Complete control may take two to four weeks.

Broadleaf weeds: Small burnt spots on leaf can appear in hours. Lack of plant pigments shuts down the photosynthetic pathway resulting in bleaching symptoms and rapid death, normally in 6 - 14 days.

Restrictions

Rainfall: Rainfall within 60 minutes of application may reduce effectiveness. **Grazing** restrictions: Do not graze the treated crop or cut for forage within 25 days or cut for hay within 30 days of application. **Pre-harvest Intervals:** Do not harvest spring or durum wheat for grain or straw within 60 days of application. Do not harvest winter wheat for grain or straw within 72 days of application. **Re-cropping:** The following crops can be planted 10 months after application: alfalfa, barley, canary seed, canola, flax (including low linolenic acid varieties), field peas*, oats, spring and durum wheat, and sunflowers. The following crops can be planted 22 months after application: lentils. Use a field bioassay for crops not listed above.

*Field peas may be grown the year following Velocity m3 application in all Black, Gray Wooded and Dark Brown soil zones. DO NOT plant field peas the year following a Velocity m3 application in the Brown soil zone where organic matter content is below 2.5 % and where soil pH is above 7.5.

Environmental Precautions

This product is toxic to aquatic organisms and non-target terrestrial plants. Observe buffer zones of 1 - 5 metres with ground application. Do not allow into surface water, drains and groundwater.

Toxicity

Moderately toxic by ingestion. Acute oral LD₅₀ (rats) = > 2,000 mg/kg. Slightly toxic by contact. Moderate skin and eye irritation.

Storage

Store in a cool, dry place. Do not store below freezing.

Velpar DF

Group 5

Formulation

Product	Company	Active ingredient	Formulation	Container size
Velpar DF (PCP# 25225)	E.I.duPont Canada	Hexazinone: 75%	Water dispersible granule	2 kg bag

Crops, Staging and Rates

Rate: Alfalfa - Velpar DF: 272 - 544 g/acre

Crop	Timing
Established, grown for seed alfalfa, forage alfalfa Coniferous forest, non-crop areas for vegetation control	Apply in late fall or early spring when alfalfa is dormant. It must be seed or forage alfalfa established for at least 18 months.

Weeds and Staging

In alfalfa

dandelion
narrow-leaved hawk'sbeard (high rate)

quackgrass
scentless chamomile (high rate)

sow thistle

Check label for weeds controlled by Velpar in non-crop areas.

Application Information

How to Apply: Apply with ground equipment only. Do not apply by air. **Water Volume:** 81 L/acre.

Application Tips

Do not apply to frozen soils or soils with less than 1% soil organic matter. Do not use on fields that will be seeded to other crops within 24 months of application. Do not apply to slopes as soil erosion may occur. Best results are obtained when Velpar is present in the root zone during active growth of the target vegetation. Symptoms usually appear in herbaceous plants within 2 weeks after application under warm, humid conditions, while 4 to 6 weeks may be required when weather is cool. If rainfall after application is inadequate to activate Velpar in the soil, plants may recover from contact effects and continue to grow until sufficient rainfall moves Velpar into the root zone.

How it Works

A systemic herbicide readily absorbed through the roots and foliage and translocated upwards. Inhibits photosynthesis.

Restrictions

Rainfall: Rainfall is beneficial for activation of product. **Grazing:** Do not apply within 30 days of harvest (cutting for hay) or feeding of forage or grazing. **Re-cropping:** Information enabling specific recommendations for rotational crops and re-cropping intervals is limited. Do not seed any crop following alfalfa that has been treated with Velpar L herbicide until a successful field bioassay shows that the crop in question may be grown safely. A successful field bioassay means growing to maturity a test strip of the crop across the field.

Environmental Precautions

Apply with a 1 metre buffer between aquatic habitats and a 5 metre buffer between sensitive terrestrial habitats and the treated area.

Runoff: Prevent contamination of aquatic and sensitive terrestrial areas through using the recommended buffer zones. Coarse textured soils are more susceptible to leaching.

Toxicity

Low acute mammalian toxicity. Acute oral LD₅₀ (rats) = technical 1,690 mg/kg. May cause some eye irritation. Slightly toxic to fish.

Storage

Store in a cool, dry place. Keep away from heat, sparks and open flame.

Viper ADV

Group 2, 6

Formulation

Product	Company	Active ingredient	Formulation	Container size
Viper ADV (PCP# 30626)	BASF Canada	Imazamox: 20 g/L Bentazon: 429 g/L	Solution	2 x 8.1 L
UAN (28-0-0)*		UAN: 28%	Liquid	

One case treats 40 acres. 2 cases of UAN are required per 1 case of Viper. *BASF 28% UAN is required and sold separately.

Crops, Staging and Rates

Crop	Staging	Rate
Field peas	3 - 6 above ground nodes.	Viper: 0.404 L/acre + 0.81 L/acre UAN
Dry edible beans*	After first trifoliate leaf has fully expanded up to 2nd trifoliate leaf.	Viper ADV 0.404 L/acre + 0.145 L/acre Basagran Forte + 0.81 L/acre UAN (28%)
Soybean	Cotyledon - 4 leaf stage	

*Dry beans require a tank mix with additional Basagran Forte. Note: Temporary crop yellowing may be observed shortly after application.

Weeds and Staging

Grassy weeds: 1 - 4 main leaves or until early tillering.

barnyard grass	volunteer barley	wild oats
green foxtail	volunteer canaryseed	yellow foxtail
Japanese brome*	volunteer tame oats	
Persian darnel	volunteer wheat (excluding CLEARFIELD wheat)	

Broadleaf weeds: Cotyledons to 4 leaf stage.

annual sowthistle*	lamb's-quarters	stinkweed
cleavers*	perennial sowthistle*	volunteer canola (all types)
cow cockle	redroot pigweed	wild buckwheat*
green smartweed	round-leaved mallow*	wild mustard (including Group 2 resistant biotypes)
kochia* (including Group 2 resistant biotypes)	Russian thistle	
	shepherd's-purse	

* Suppression only.

BASF 28 % UAN: 0.81 L/acre. BASF 28% UAN (sold separately) must be used with Viper at 0.81 L/acre.

Note: Merge adjuvant is not required for use with Viper.

Application Information

How to Apply: Apply with ground equipment only. Do not apply by air. **Water Volume:** 40 L/acre.

Mixing Instructions

Use mixing instructions "b" on page 13.

Application Tips

If agitation is stopped for more than 5 minutes, re-suspend spray solution by full agitation prior to commencing spraying again. Do not spray Viper ADV if temperatures of +5°C or lower are forecasted within 3 days of application. Cold temperatures near freezing will negatively affect herbicide performance, as weeds are not actively growing. Initial transient crop yellowing may be observed after application, but this is outgrown and should not affect yield. Apply Viper ADV when broadleaf weeds are small and actively growing and before weeds reach the maximum size recommended for control. DO NOT apply VIPER ADV Herbicide to field peas that have been subjected to stress from conditions such as hail damage, flooding, drought, hot, humid weather, widely fluctuating temperature conditions, prolonged cold weather or injury from prior herbicide applications, as crop injury may result. Failure to include UAN will result in significantly reduced product performance.

Viper ADV (cont'd)**How it Works**

Imazamox is a systemic herbicide absorbed by foliage and roots that disrupts plant metabolism causing growth to stop. Bentazon is a contact herbicide taken up primarily through the leaves and interferes with photosynthesis. Thorough coverage of foliage is important for consistent weed control.

Restrictions

Rainfall: Rainfall within 6 hours of application may reduce activity. **Grazing:** Do not graze treated field peas or cut for feed within 20 days of application. **Pre-harvest Intervals:** Do not apply within 60 days of harvest. **Re-cropping:** Winter wheat may be seeded 3 months after application. Canary seed, CLEARFIELD canola, non-CLEARFIELD canola, chickpea, field corn, field pea, flax, lentil, oat, barley and spring wheat (including durum), CLEARFIELD sunflowers and sunflowers may be seeded the first spring after application and tame mustard the second season after application. A field bioassay (a test strip grown to maturity) is recommended the year before growing any crops other than those listed above. Contact manufacturer for additional information on recropping intervals (1-877-371-2273).

Do not apply Viper ADV more than once per year.

Environmental Precautions

Viper tank mixture is highly toxic to non-target plants. Observe buffer zones specified under Directions for Use.

Runoff: Prevent contamination of aquatic and sensitive terrestrial areas through using the recommended buffer zones. Coarse textured soils are more susceptible to leaching.

Toxicity

Viper ADV components: Imazamox - very low toxicity by ingestion. Acute oral LD₅₀ (rats) = > 5,000 mg/kg. Low toxicity by contact. Bentazon - moderately toxic by ingestion. Acute oral LD₅₀ (rats) = > 1,089 mg/kg. Moderately toxic by contact.

Storage

Do not freeze. Store in a cool, dry place above 5°C.



Herbicide Selector Charts

	Page
Cereals	316
Oilseeds	331
Forage Legumes	339
Forage Grasses	346
Other Crops	364

Herbicide Selector Chart – Cereals

Crop	American Nightshade	Annual Smartweed/Lady's Thumb	Annual Sow-thistle			
Barley	Buctril M ⁺ Enforcer M Koril Pardner ⁺ Thumper ⁺ Titanium	Ally ⁺ Assert FL Attain XC ⁺ Axial iPak Banvel II ⁺ Barricade Broadband Buctril M ⁺ Curtail M Deploy ⁺ Distinct ⁸	DyVel DyVel DSp 2,4-D Embutox ¹⁺ Enforcer M Estaprop ⁺ Frontline XL ⁺ Lorox + MCPA ⁺ MCPA ¹ (all forms) OcTtain XL Pardner ⁺	Paradigm Pixxaro ¹ Prestige XC Priority ⁺ ⁸ Refine SG Sencor Spectrum Target ⁺ Thumper ⁺ Titanium Trophy	Ally ¹⁺ Assert FL ¹ Attain XC ⁺ Axial Ipak ¹ Broadband ¹ Curtail M DyVel DSp 2,4-D ¹ Estaprop ⁺ Frontline XL ⁺ Infinity MCPA ¹ (all forms)	OcTtain XI ¹ Paradigm ¹ Prestige XC Priority ⁺ ^{1,8} Refine M ¹ Retain ¹ Spectrum Target ⁺ Triton C Tropotox Plus ¹⁺ Tundra
Wheat (C - CLEARFIELD wheat)	Buctril M ⁺ Enforcer M Pardner ⁺ Thumper ⁺ Titanium	Ally ⁺ Assert FL Attain XC ⁺ Axial iPak Banvel II ⁺ Barricade Basagran ⁺ 2,4-D Broadband Buctril M ⁺ Curtail M Deploy ⁺ Distinct ⁸ DyVel	DyVel DSp Embutox ⁺ Enforcer M Estaprop ⁺ Everest Everest GBX Frontline 2,4-D Frontline XL ⁺ Harmony K ² Harmony Max ⁺ Harmony SG MCPA ¹ (all forms) OcTtain XL Pardner ⁺	Prestige XC Priority ⁺ ⁸ Paradigm Pixxaro ¹ Refine SG Sencor Simplicity Spectrum Tandem Target ⁺ Thumper ⁺ Titanium Trophy ² Varro	Ally ⁺ ¹ Assert FL ¹ Attain XC ⁺ Broadband ¹ Curtail M DyVel DSp 2,4-D Estaprop ⁺ Frontline XL ⁺ ¹ Frontline 2,4-DXC Harmony Max ¹⁺ Infinity MCPA ¹ (all forms)	OcTtain XL ¹ Paradigm ¹ Prestige XC Priority ⁺ ^{1,8} Refine M ¹ Retain ¹ Spectrum Target ⁺ Triton C Tropotox Plus ¹⁺ Tundra Velocity m3
Oats	Buctril M ⁺ Pardner ⁺	Banvel II ⁺ Buctril M ⁺ Curtail M Deploy ⁺ DyVel Distinct ⁸	Embutox ⁺ Frontline XL ⁺ Lorox + MCPA ⁺ MCPA ¹ (all forms) Pardner ⁺	Prestige XC Priority ⁺ ⁸ Refine SG Spectrum Target ⁺	Curtail M Frontline XL ⁺ ¹ MCPA ¹ (all forms) Refine M ¹ Spectrum	Prestige XC Priority ⁺ ^{1,8} Target ⁺ Tropotox Plus ¹⁺
Fall Rye (spring application)	Buctril M ⁺ Pardner ⁺	Buctril M ⁺	2,4-D MCPA ¹ (all forms)	Pardner ⁺	2,4-D ¹ MCPA ¹ (all forms)	Tropotox Plus ¹⁺
Triticale	Pardner ⁺		Distinct ⁸	Pardner ⁺	Infinity	

⁺ Other similar products can be found listed under this product.

¹ Suppression only

² All spring wheat except durum

³ All spring wheats (including durum when tank mixed with 2,4-D ester)

⁴ See page 41 for resistance information

⁵ Top growth control

⁶ Spring rosettes only

⁷ Registered on a limited number of varieties, refer to label

⁸ Preseed treatment

Herbicide Selector Chart – Cereals

Crop	Barnyard Grass	Bluebur	Canada Thistle			
Barley	Axial Axial iPak Broadband Liquid Achieve SC ⁺ Puma ⁺ Titanium	Trifluralin ⁺ Tundra Ally ⁺ Attain XC ⁺ Buctril M ⁺ 2,4-D Enforcer M Estaprop ⁺ MCPA (all forms) OcTtain XL Pardner ⁺ Thumper ⁺ Titanium	Ally ⁺ ¹ Assert FL ¹ Attain XC ⁺ ¹ Axial iPak ¹ Barricade ¹ Banvel II ⁵⁺ Barricade ¹ Buctril M ¹⁺ Curtail M Deploy ⁺ ^{1,8} Distinct ^{1,8}	DyVel ⁵ DyVel DSp ⁵ Embutox ¹⁺ Enforcer D ¹ Enforcer M ¹ Estaprop ^{1,5} Express SG ¹ Express Pro ¹ FirstStep ¹ Frontline XL ^{1,5}	Infinity ¹ Lontrel Lorox + MCPA ¹⁺ MCPA ¹ (all forms) Mecoprop ⁵ Momentum ⁵ Nuance ⁺ ¹ OcTtain XL ¹ Optica Trio ¹ Prestige XC	Refine M ¹⁺ Refine SG ¹ Retain Spectrum Target ⁺ ⁵ Titanium ¹ Triton C ¹ Triton K ¹ Tropotox Plus ⁵⁺ Tundra ¹
Wheat (C - CLEARFIELD wheat)	Altitude FX (C) Axial Axial iPak Broadband Harmony Max ⁺ Horizon ⁺ Liquid Achieve SC ⁺ Puma ⁺ Signal F Tandem Titanium Traxos Tundra Varro Velocity m3	Ally ⁺ Attain XC ⁺ Buctril M ⁺ 2,4-D Enforcer M Estaprop ⁺ Frontline XL ⁺ 2,4-D MCPA ¹ (all forms) OcTtain XL Pardner ⁺ Thumper ⁺ Titanium	Ally ⁺ ¹ Assert FL ¹ Attain XC ⁺ ¹ Axial iPak ¹ Banvel ⁺ ⁵ Barricade ¹ Basagran ^{1,3} ⁺ Buctril M ¹⁺ Curtail M Deploy ⁺ ¹ Distinct ^{1,8} DyVel ⁵ DyVel DSp ⁵	2,4-D ¹ Embutox ⁺ Enforcer D Enforcer M ¹ Estaprop ⁵⁺ Express SG ¹ Express Pro ¹ FirstStep ¹ Frontline ¹ Frontline XL ⁺ ¹ Harmony K ^{1,2} Harmony Max ¹⁺	Harmony SG ¹ Infinity ¹ Lontrel Lorox + MCPA ⁵⁺ MCPA ¹ (all forms) Mecoprop ⁵ Momentum ⁵ Nuance ⁺ ¹ OcTtain XL ¹ Optica Trio ¹ Pace ¹ Prestige XC	Refine M ¹⁺ Refine SG ¹ Retain Simplicity ¹ Spectrum Target ⁺ ⁵ Titanium ¹ Triton C ¹ Triton K ¹ Tropotox Plus ⁵⁺ Tundra ¹ Velocity m3 ¹
Oats		Buctril M ⁺ MCPA (all forms) Pardner ⁺	Banvel II ⁵⁺ Buctril M ⁵⁺ Curtail M Deploy ⁺ Distinct ^{1,8}	DyVel ⁵ Embutox ⁺ Frontline XL ⁺ Lontrel Lorox + MCPA ⁵⁺	MCPA ¹ (all forms) Mecoprop ⁵ Optica Trio ¹ Prestige XC ¹	Refine M ⁺ Refine SG ¹ Spectrum Target ⁺ ⁵
Fall Rye (spring application)	Liquid Achieve SC ⁺	Buctril M ⁺ MCPA (all forms) Pardner ⁺	Buctril M ¹⁺ MCPA ¹ (all forms)	Tropotox Plus ⁵⁺		
Triticale		Pardner ⁺	Distinct ^{1,8} Infinity ¹			

⁺ Other similar products can be found listed under this product.

¹ Suppression only

² All spring wheat except durum

³ All spring wheats (including durum when tank mixed with 2,4-D ester)

⁴ See page 41 for resistance information

⁵ Top growth control

⁶ Spring rosettes only

⁷ Registered on a limited number of varieties, refer to label

⁸ Preseed treatment

Herbicide Selector Chart – Cereals

Crop	Cleavers	Common Chickweed ⁴	Common Groundsel			
Barley	Assert FL Attain XC ⁺ Axial iPak Barricade Broadband Deploy ⁺ ¹ DyVel ¹ DyVel DSp ¹ Enforcer D Enforcer M Frontline XL ⁺ Heat ⁸ Infinity Mecoprop Momentum OcTTain XL	Optica Trio Paradigm Pixxaro Prestige XC Priority ⁺ ⁸ Pulsar Refine M ⁺ ¹ Refine SG ¹ Retain Spectrum Stellar Target ⁺ Triton C Trophy Tundra	Ally ⁺ Assert FL Attain XC ¹ ⁺ Axial iPak Barricade Broadband Deploy ⁺ Enforcer M Express Pro Frontline XL ⁺ Infinity KoAct ⁸ Lorox + MCPA ⁺ Mecoprop	OcTTain XL ¹ Optica Trio Paradigm Pixxaro Priority ⁺ ⁸ Prestige XC Refine M ⁺ Refine SG Retain Sencor Spectrum Stellar Triton C Tundra	Ally ⁺ Buctril M ⁺ Curtail M Deploy ⁺ Enforcer D Enforcer M Lontrel Pardner ⁺ Prestige XC	Refine M ⁺ Refine SG Retain Sencor Thumper ⁺ Titanium Triton C
Wheat (C - CLEARFIELD wheat)	Altitude FX (C) AssertFL Attain XC ⁺ Axial iPak Banvel II ⁺ Barricade Basagran ⁺ Broadband Deploy ⁺ ¹ DyVel ¹ DyVel DSp ¹ Enforcer D Enforcer M Everest GBX Frontline XL ⁺ Frontline 2,4-D Harmony K ^{1,2} Harmony Max ¹ ⁺ Harmony SG ¹ Heat ⁸ Infinity Mecoprop	Momentum OcTTain XL Optica Trio Paradigm Pixxaro Prestige XC Priority ⁺ ⁸ Pulsar Refine M ¹ ⁺ Refine SG ¹ Retain Signal F Simplicity Spectrum Stellar Tandem Target ⁺ Triton C Trophy ² Tundra Varro Velocity m3	Ally ⁺ Altitude FX (C) Assert FL Attain XC ⁺ ¹ Axial iPak Barricade Basagran ² ⁺ 2,4-D Broadband Deploy ⁺ Enforcer M Express Pro Frontline XL ⁺ Frontline 2,4-D Harmony K ² Harmony Max ⁺ Harmony SG Infinity KoAct ⁸ Lorox + MCPA	Mecoprop OcTTain XL ¹ Optica Trio Pace Paradigm Pixxaro Prestige XC ¹ Priority ⁺ ⁸ Refine M ⁺ Refine SG Retain Sencor Simplicity Spectrum Stellar Tandem Triton C Tundra Velocity m3	2,4-D Ally ⁺ Basagran ² ⁺ 2,4-D Buctril M ⁺ Curtail M Deploy ⁺ Enforcer D Enforcer M Harmony K ² Harmony Max ⁺	Harmony SG Lontrel Pardner ⁺ Prestige XC Refine M ⁺ RefineG Retain Sencor Thumper ⁺ Titanium Triton C
Oats	Banvel II ⁺ ⁺ Deploy ⁺ ¹ DyVel ¹ Enforcer M Frontline XL ⁺ Heat ⁸ Mecoprop Optica Trio	Prestige XC Priority ⁺ ⁸ Refine M ⁺ ¹ Refine SG ¹ Spectrum Stellar Target ⁺	Deploy ⁺ Enforcer M Frontline XL ⁺ Lorox + MCPA Mecoprop	Optica Trio Prestige XC Priority ⁺ ⁸ Refine SG Spectrum	Buctril M ⁺ Curtail M Deploy ⁺ Lontrel	Pardner ⁺ Prestige XC Refine M ⁺ Refine SG
Fall Rye (spring application)				Buctril M ⁺ Pardner ⁺		
Triticale	Enforcer M Infinity		Infinity	Pardner ⁺		

⁺ Other similar products can be found listed under this product.

¹ Suppression only

² All spring wheat except durum

³ All spring wheats (including durum when tank mixed with 2,4-D ester)

⁴ See page 41 for resistance information

⁵ Top growth control

⁶ Spring rosettes only

⁷ Registered on a limited number of varieties, refer to label

⁸ To be used pre-seed or pre-emergence, as a burnoff.

Herbicide Selector Chart – Cereals

Crop	Corn Spurry	Cow Cockle		Creeping Buttercup	Dandelion		Field Bindweed
Barley	Aim ⁸ Ally ⁺ Banvel II ⁺ Deploy ⁺ DyVel DyVel DSp Lorox + MCPA ⁺ Mecoprop Refine M ⁺ Refine SG Retain Sencor Target ⁺ Triton C	Ally ⁺ Banvel II ⁺ Barricade Buctril M ⁺ Deploy ⁺ DyVel DyVel DSp Enforcer M Express Pro Express SG FirstStep Lorox + MCPA ⁺	Nuance ⁺ Pardner ⁺ Priority ^{+,8,1} Refine M ⁺ Refine SG Retain Target ⁺ Thumper ⁺ Titanium Trifluralin ⁺ Triton C Triton K	Tropotox Plus ⁵⁺	Attain XC ⁺ Axial iPak ¹ Curtail M 2,4-D ¹ Distinct ^{1,8} Embutox ¹⁺ Enforcer D Express SG FirstStep Infinity ¹	KoAct ⁸ MCPA amine ¹ MCPA ester ¹ MCPA K-salt OcTTain XL Prestige XC Refine M ⁺ Spectrum ¹ Tundra ¹	Attain XC ⁺ Banvel II ⁺ DyVel DSp Embutox ⁺ MCPA ¹ (all forms) Target ⁵⁺ Tropotox Plus ¹⁺
Wheat (C - CLEARFIELD wheat)	Aim ⁸ Ally ⁺ Banvel II ⁺ Basagran ²⁺ Deploy ⁺ DyVel DyVel DSp Harmony K ² Harmony Max ⁺ Harmony SG Lorox + MCPA ⁺ Mecoprop Refine M ⁺ Refine SG Retain Sencor Simplicity Target ⁺ Triton C	Ally ⁺ Altitude FX (C) Banvel II ⁺ Barricade Buctril M ⁺ Deploy ⁺ DyVel DyVel DSp Enforcer M Express SG Express Pro FirstStep Harmony K ² Harmony Max ⁺ Harmony SG	Lorox + MCPA Pardner ⁺ Pace Priority ^{+,8,1} Refine M ⁺ Refine SG Retain Simplicity Tandem Target ⁺ Thumper ⁺ Titanium Triton C Triton K	Tropotox Plus ⁵⁺	Attain XC ⁺ Axial iPak ¹ Curtail M 2,4-D ¹ Distinct ^{1,8} Embutox ⁺ 625 Enforcer D Estaprop ⁺ Express SG FirstStep Frontline XL ⁺ Frontline 2,4-DXC Harmony K Inferno Duo ^{1,2,8}	Infinity ¹ KoAct ⁸ MCPA Amine ¹ MCPA Ester ¹ MCPA K-salt OcTTain XL Pace Prestige XC Refine M ⁺ Simplicity ¹ Spectrum ¹ Tandem ¹ Tundra ¹ Velocity m3 ¹	Attain XC ⁺ Banvel II ⁺ Basagran ⁺ 2,4-D ^{1,2} DyVel DSp Embutox ⁺ MCPA1 (all forms) Target ⁵⁺ Tropotox Plus ¹⁺
Oats	Aim ⁸ Banvel II ⁺ Deploy ⁺ DyVel Lorox + MCPA ⁺ Mecoprop Refine M ⁺ Refine SG Reglone Target ⁺	Banvel II ⁺ Buctril M ⁺ DyVel Lorox + MCPA ⁺ Pardner ⁺	Priority ^{+,8,1} Refine M ⁺ Refine SG Target ⁺	Tropotox Plus ⁵⁺	Curtail M Distinct ^{1,8} Embutox ⁺ MCPA Amine ¹ MCPA Ester ¹ MCPA K-salt Prestige XC Refine M ⁺ Spectrum ¹	Embutox ⁺ MCPA ¹ (all forms) Target ⁵⁺ Tropotox Plus ¹⁺	
Fall Rye (spring application)	Aim ⁸		Buctril M ⁺ Pardner ⁺	Tropotox Plus ⁵⁺	2,4-D ¹ MCPA Amine ¹ MCPA Ester ¹ MCPA K-salt	MCPA ¹ (all forms) Tropotox Plus ¹⁺	
Triticale	Aim ⁸		Pardner ⁺		Distinct ^{1,8} Infinity ¹		

⁺ Other similar products can be found listed under this product.

¹ Suppression only

² All spring wheat except durum

³ All spring wheats (including durum when tank mixed with 2,4-D ester)

⁴ See page 41 for resistance information

⁵ Top growth control

⁶ Spring rosettes only

⁷ Registered on a limited number of varieties, refer to label

⁸ To be used pre-seed or pre-emergence, as a burnoff.

Herbicide Selector Chart – Cereals

Crop	Field		Green Foxtail ⁴			
	Horsetail	Flixweed				
Barley	Attain XC ⁵⁺ 2,4-D ¹ Embutox ⁺ MCPA ¹ (all forms) Enforcer D Tropotox Plus ⁵⁺	Ally ⁺ Assert FL ⁺ Attain XC ⁺ Axial iPak Blackhawk ⁸ Buctril M ⁺ Cleanstart ⁸ Curtail M Deploy ⁺ DyVel DyVel DSp 2,4-D Enforcer D	Enforcer M Estaprop ⁺ Express SG Express Pro FirstStep Frontline 2, 4-D Frontline XL ⁺ Infinity KoAct ⁹ Lorox + MCPA ⁺ MCPA (all forms) Nuance ⁺ OcTTain XL	Pixxaro Prestige XC Spectrum Refine M ⁺ ¹ Refine SG Stellar Target ⁺ Thumper ⁺ Titanium Triton C Triton K Trophy Tundra	Axial Axial iPak Broadband Express SG Express Pro FirstStep Fortress Liquid Achieve SC ⁺	Lorox ¹ + MCPA Puma ⁺ Titanium Trifluralin ⁺ Triton C ¹ Tundra
Wheat (C - CLEARFIELD wheat)	Attain XC ⁵⁺ Embutox ¹⁺ Enforcer D Everest GBX ¹ MCPA ¹ (all forms) Tropotox Plus ⁵⁺	Ally ⁺ Altitude FX (C) Assert FL Attain XC ⁺ Axial iPak Blackhawk ⁸ Buctril M ⁺ Cleanstart ⁸ Curtail M Deploy ⁺ DyVel DyVel DSp 2,4-D Enforcer D Enforcer M Estaprop ⁺	Everest GBX Express SG Express Pro FirstStep Frontline XL ⁺ Frontline 2,4-D Harmony K ² Harmony Max ⁺ Harmony SG Infinity KoAct ⁹ Lorox + MCPA ⁺ MCPA (all forms) Nuance ⁺ OcTTain XL Pace	Pixxaro Prestige XC Refine M ⁺ ¹ Refine SG Simplicity Spectrum Stellar Tandem Target ⁺ Thumper ⁺ Titanium Triton C Triton K Trophy ² Tundra Velocity m3	Altitude FX (C) Axial Axial iPak Broadband Everest Everest GBX Express SG Express Pro FirstStep Fortress Harmony K ² Harmony Max ⁺ Harmony SG Horizon ⁺	Liquid Achieve SC ⁺ Lorox ¹ + MCPA Pace Puma ⁺ Signal F Simplicity ¹ Tandem Titanium Traxos Trifluralin ⁺ Triton C ¹ Varro Velocity m3 Tundra
Oats	Embutox ⁺ MCPA ¹ (all forms) Tropotox Plus ⁵⁺	Buctril M ⁺ Cleanstart ⁸ Curtail M Deploy ⁺ DyVel Frontline XL ⁺	Lorox + MCPA ⁺ MCPA (all forms) Prestige XC Refine M ⁺ ¹	Refine SG Spectrum Stellar Target ⁺	Lorox + MCPA ¹⁺	
Fall Rye (spring application)	MCPA ¹ (all forms) Tropotox Plus ⁵⁺	Buctril M ⁺	2,4-D	MCPA (all forms)	Liquid Achieve SC ⁺	
Triticale		Infinity			Liquid Achieve SC ⁺	

⁺ Other similar products can be found listed under this product.

¹ Suppression only

² All spring wheat except durum

³ All spring wheats (including durum when tank mixed with 2,4-D ester)

⁴ See page 41 for resistance information

⁵ Top growth control

⁶ Spring rosettes only

⁷ Registered on a limited number of varieties, refer to label

⁸ To be used pre-seed or pre-emergence, as a burnoff.

Herbicide Selector Chart – Cereals

Crop	Hemp-nettle		Knotweed	Kochia ⁴		
Barley	Ally ⁺ Assert FL Attain XC ¹⁺ Axial iPak Barricade Broadband ¹ Deploy ⁺ DyVel Enforcer D Enforcer M Express SG FirstStep Frontline XL ⁺ Infinity KoAct ⁸ Lorox + MCPA ⁺ MCPA ¹ (all forms)	OcTTain XL ¹ Paradigm ¹ Pixxaro Prestige XC ¹ Priority ^{+,8,1} Refine M ⁺ Refine SG Retain Sencor Spectrum Stellar Target ⁺ Triton C Trophy Tropotox Plus ⁺ Tundra	DyVel DSp Target ⁺ Trifluralin ⁺	Aim ⁸ Ally ⁺ Assert FL Attain XC ⁺ Axial iPak Barricade Blackhawk ⁸ Buctril M ⁺ Curtail M ¹ Deploy ⁺ Distinct ⁸ DyVel DyVel DSp 2,4-D Enforcer D Enforcer M Estaprop ⁺	Express SG Express Pro FirstStep Fortress Frontline XL ⁺ Heat ⁸ Infinity KoAct ⁸ MCPA amine MCPA ester MCPA K-salt Momentum Nuance ⁺ OcTTain XL Optica Trio Pardner ⁺	Pace Paradigm ¹ Pixxaro Prestige XC Pulsar Refine M ⁺ Refine SG Retain Stellar Target ⁺ Thumper ⁺ Titanium Triton C Triton K Trophy Tundra
Wheat (C - CLEARFIELD wheat)	Ally ⁺ Altitude FX (C) Assert FL Attain XC ¹⁺ Axial iPak Barricade Broadband ¹ Deploy ⁺ DyVel Enforcer D Enforcer M Express SG FirstStep Frontline XL ⁺ Frontline 2,4-D ¹ Harmony K ² Harmony Max ⁺ Harmony SG Infinity KoAct ⁸ Lorox + MCPA ⁺	MCPA ¹ (all forms) OcTTain XL ¹ Pace Paradigm ¹ Pixxaro Priority ^{+,8,1} Prestige XC ¹ Refine M ⁺ Refine SG Retain Sencor Simplicity Spectrum Stellar Tandem Target ⁺ Triton C Trophy ² Tropotox Plus ⁺ Tundra Velocity m3	DyVel DSp Target ⁺ Varro	Aim ⁸ Ally ⁺ Altitude FX (C) Assert FL Attain XC ⁺ Axial iPak Barricade Blackhawk ⁸ Buctril M ⁺ Curtail M ¹ Deploy ⁺ Distinct ⁸ DyVel DyVel DSp 2,4-D Enforcer D Enforcer M Estaprop ⁺ Everest GBX	Express SG Express Pro FirstStep Fortress ¹ Frontline XL ⁺ Frontline 2,4-D Harmony K ² Harmony Max ⁺ Harmony SG Momentum Heat ⁸ Infinity KoAct ⁸ MCPA amine MCPA ester MCPA K-salt Nuance ⁺ OcTTain XL Optica Trio	Paradigm ¹ Pardner ⁺ Pixxaro Prestige XC Pulsar Refine M ⁺ Refine SG Retain Signal F Stellar Tandem Target ⁺ Thumper ⁺ Titanium Triton C Triton K Trophy ² Tundra Velocity m3
Oats	Deploy ⁺ DyVel Frontline XL ⁺ Lorox + MCPA ¹⁺ MCPA ¹ (all forms) Prestige XC ¹ Priority ^{+,8,1}	Refine M ⁺ Refine SG Spectrum Stellar Target ⁺ Tropotox Plus ⁺	Target ⁺	Aim ⁸ MCPA Buctril M ⁺ Curtail M ¹ Distinct ⁸ Deploy ⁺ DyVel	Enforcer M Frontline XL ⁺ Heat ⁸ MCPA amine MCPA ester MCPA K-salt Prestige XC	Optica trio Pardner ⁺ Refine M ⁺ Refine SG Stellar Target ⁺
Fall Rye (spring application)	MCPA ¹ (all forms)	Tropotox Plus ⁺		Aim ⁸ Buctril M ⁺	2,4-D MCPA amine MCPA ester	MCPA K-salt Pardner ⁺
Triticale	Infinity			Aim ⁸ Distinct ⁸ Enforcer M	Infinity	Pardner ⁺

⁺ Other similar products can be found listed under this product.

¹ Suppression only

² All spring wheat except durum

³ All spring wheats (including durum when tank mixed with 2,4-D ester)

⁴ See page 41 for resistance information

⁵ Top growth control

⁶ Spring rosettes only

⁷ Registered on a limited number of varieties, refer to label

⁸ To be used pre-seed, as a burnoff.

Herbicide Selector Chart – Cereals

Crop	Lady's Thumb/Annual Smartweed			Lamb's-quarters		
Barley	Ally ⁺ Assert FL Attain XC ⁺ Axial iPak Banvel II ⁺ Barricade Broadband Buctril M ⁺ Deploy ⁺ Distinct ⁸ DyVel DyVel DSp	2,4-D Embutox ⁺ Enforcer D Enforcer M Estaprop ⁺ Express SG Express Pro FirstStep Lorox + MCPA ⁺ MCPA ¹ (all forms) OcTTain XL Pardner ⁺	Pixxaro ¹ Prestige XC Refine M ⁺ Refine SG Retain Sencor Stellar Target ⁺ Thumper ⁺ Titanium Triton C Tundra	Aim ⁸ Ally ⁺ Assert FL Attain XC ⁺ Axial iPak Barricade Buctril M ⁺ Curtail M Deploy ⁺ Distinct ⁸ DyVel DyVel DSp 2,4-D Embutox ⁺ Enforcer D Enforcer M	Estaprop ⁺ Express SG Express Pro FirstStep Frontline XL ⁺ Fortress ¹ Heat ³ Infinity Lorox + MCPA ⁺ MCPA (all forms) Mecoprop Nuance ⁺ Optica Trio OcTTain XL Pardner ⁺ Pixxaro	Prestige XC Pulsar Refine M ⁺ Refine SG Retain Sencor Spectrum Stellar Target ⁺ Thumper ⁺ Titanium Tropotox Plus ⁺ Triton C Triton K Trophy Tundra
Wheat (C - CLEARFIELD wheat)	Ally ⁺ Assert FL Attain XC ⁺ Axial iPak Banvel II ⁺ Barricade Broadband Buctril M ⁺ Curtail M Deploy ⁺ Distinct ⁸ DyVel DyVel DSp 2,4-D Embutox ⁺	Everest GBX Enforcer M Express SG Express Pro FirstStep Frontline XL ⁺ Frontline 2,4-D Harmony K ² Harmony Max ⁺ Harmony SG Lorox + MCPA ⁺ MCPA ¹ (all forms) OcTTain XL Pardner ⁺ Pace	Pixxaro ¹ Prestige XC Refine M ⁺ Refine SG Retain Sencor Simplicity Spectrum Stellar Tandem Target ⁺ Thumper ⁺ Titanium Triton C Trophy ² Tundra	Aim ⁸ Ally ⁺ Altitude FX (C) Assert FL Attain XC ⁺ Axial iPak Banvel II ⁺ Barricade Buctril M ⁺ Curtail M Deploy ⁺ Distinct ⁸ DyVel DyVel DSp 2,4-D Enforcer D Enforcer M Fortress Frontline XL ⁺	Frontline 2,4-D Embutox ⁺ Estaprop ⁺ Everest GBX Express SG Express Pro FirstStep Harmony K ² Harmony Max Harmony SG Heat ³ Infinity Lorox + MCPA ⁺ MCPA ¹ (all forms) Mecoprop Nuance ⁺ OcTTain XL Optica Trio Pardner ⁺	Pace Prestige XC Pixxaro Pulsar ¹ Refine M ⁺ Refine SG Retain Sencor Spectrum Stellar Target ⁺ Thumper ⁺ Titanium Triton C Triton K Trophy ² Tropotox Plus ⁺ Tundra Varro ¹ Velocity m3
Oats	Banvel II ⁺ Buctril M ⁺ Curtail M Deploy ⁺ Distinct ⁸ DyVel	Embutox ⁺ Frontline XL ⁺ Lorox + MCPA ⁺ MCPA ¹ (all forms) Pardner ⁺	Prestige XC Refine M ⁺ Refine SG Spectrum Target ⁺	Aim ⁸ Buctril M ⁺ Curtail M Deploy ⁺ Distinct ⁸ DyVel Embutox ⁺ Enforcer M	Frontline XL ⁺ Heat ³ Lorox + MCPA ⁺ MCPA ¹ (all forms) Optica Trio Pardner ⁺ Prestige XC	Refine M ⁺ Refine SG Spectrum Stellar Target ⁺ Tropotox Plus ⁺
Fall Rye (spring application)	Buctril M ⁺ 2,4-D	MCPA ¹ (all forms) Pardner ⁺		Aim ⁸ Buctril M ⁺	2,4-D MCPA (all forms)	Pardner ⁺ Tropotox Plus ⁺
Triticale	Distinct ⁸ Pardner ⁺			Aim ⁸ Distinct ⁸	Enforcer M Infinity	Pardner ⁺

⁺ Other similar products can be found listed under this product.

¹ Suppression only

² All spring wheat except durum

³ All spring wheats (including durum when tank mixed with 2,4-D ester)

⁴ See page 41 for resistance information

⁵ Top growth control

⁶ Spring rosettes only

⁷ Registered on a limited number of varieties, refer to label

⁸ To be used pre-seed or pre-emergence, as a burnoff.

Herbicide Selector Chart – Cereals

Crop	Leafy Spurge	Narrow-leaved Hawk's-beard	Night-flowering Catchfly	Perennial Sow-thistle		
Barley	Attain XC ¹⁺ 2,4-D MCPA ¹ (all forms) OcTTain XL ¹	Ally ⁺ Blackhawk ⁸ 2,4-D Deploy ⁺ 2,4-D Embutox ⁺ Express SG Express Pro FirstStep Heat ⁸ Infinity KoAct ⁸ Nuance ⁺ Priority ^{+8,1} Refine M ⁺ Refine SG Retain Triton C Triton K Tundra	Buctril M ⁺ Enforcer D Enforcer M Estaprop ⁺ Sencor Target ⁺ Thumper ⁺ Titanium	Ally ⁺ Assert FL ¹ Attain XC ¹⁺ Axial iPak ¹ Banvel II ⁵⁺ Broadband ¹ Buctril M ¹⁺ Curtail M ⁵ Deploy ¹⁺ D/DX ⁵ DyVel ⁵	2,4-D ¹ Embutox ⁺ Enforcer M ¹ Estaprop ⁵⁺ Frontline ¹⁺ Infinity ¹ Lontrel ⁵ MCPA ¹ (all forms) OcTTain XL ¹ Paradigm ¹ Prestige XC ⁵	Priority ^{+8,1} Refine M ¹⁺ Refine SG ¹ Retain ¹ Spectrum1 Target ⁺⁵ Titanium ¹ Triton C ¹ Tropotox Plus ¹⁺ Tundra ¹
Wheat (C - CLEARFIELD wheat)	Attain XC ¹⁺ 2,4-D MCPA ¹ (all forms) OcTTain XL ¹	Ally ⁺ Blackhawk ⁸ Deploy ⁺ 2,4-D ¹ Embutox ⁺ Express SG Express Pro FirstStep Frontline 2,4-D Harmony K ² Harmony Max ⁺ Harmony SG Heat ⁸ Inferno Duo ^{2,8} Infinity KoAct ⁸ Nuance ⁺ Pace Priority ^{+8,1} Refine M ⁺ Refine SG Retain Triton C Triton K Tundra Velocity m3	Buctril M ⁺ Enforcer D Enforcer M Estaprop ⁺ Sencor Target ⁺ Thumper ⁺ Titanium	Ally ¹⁺ Assert FL ¹ Attain XC ¹⁺ Axial iPak ¹ Banvel II ⁵⁺ Broadband ¹ Buctril M ¹⁺ Curtail M ⁵ Deploy ¹⁺ DyVel ⁵ Embutox ¹⁺ Enforcer M ¹	Estaprop ⁺ Frontline XL ¹⁺ Frontline2,4-D ⁵ Harmony K ^{1,2} Harmony Max ¹⁺ Harmony SG ¹ Infinity ¹ Lontrel ⁵ MCPA ¹ (all forms) OcTTain XL ¹ Paradigm ¹ Prestige XC	Priority ^{+8,1} Refine M ¹⁺ Refine SG ¹ Retain ¹ Spectrum ¹ Target ⁵⁺ Titanium ¹ Triton C ¹ Tropotox Plus ¹⁺ Tundra ¹ Velocity m3 ¹
Oats	MCPA ¹ (all forms)	Deploy ⁺ Embutox ⁺ Heat ⁸ Priority ^{+8,1} Refine M ⁺ Refine SG	Buctril M ⁺ Target ⁺	Banvel II ⁵⁺ Buctril M ¹⁺ Curtail M ⁵ Deploy ¹⁺ DyVel ⁵ Embutox ¹⁺	Frontline XL ¹⁺ Lontrel ⁵ MCPA ¹ (all forms) Prestige XC ⁵ Priority ^{+8,1}	Refine M ¹⁺ Refine SG ¹ Spectrum ¹ Target ⁵⁺ Tropotox Plus ¹⁺
Fall Rye (spring application)	2,4-D MCPA ¹ (all forms)	2,4-D ¹	Buctril M ⁺	Buctril M ¹⁺	MCPA ¹ (all forms)	Tropotox Plus ¹⁺
Triticale		Infinity		Infinity ¹		

⁺ Other similar products can be found listed under this product.

¹ Suppression only

² All spring wheat except durum

³ All spring wheats (including durum when tank mixed with 2,4-D ester)

⁴ See page 41 for resistance information

⁵ Top growth control

⁶ Spring rosettes only

⁷ Registered on a limited number of varieties, refer to label

⁸ To be used pre-seed or pre-emergence, as a burnoff.

Herbicide Selector Chart – Cereals

Crop	Persian Darnel	Prostrate Pigweed	Quack Grass	Ragweed		
Barley	Express SG Express Pro FirstStep Liquid Achieve SC ⁺ Titanium Trifluralin ⁺	Aim ⁸ Ally ⁺ Blackhawk ⁸ DyVel DyVel DSp 2,4-D MCPA K-salt Target ⁺	Glyphosate* (pre-harvest)	Assert FL Attain XC ⁺ Axial iPak Buctril M ⁺ Distinct ⁸ DyVel DyVel DSp 2,4-D Embutox ⁺	Enforcer M Estaprop ⁺ Express SG FirstStep Frontline XL ⁺ Infinity Lorox + MCPA ⁺ MCPA (all forms) OcTTain XL	Optica Trio Pardner ⁺ Pixxaro Stellar Target ⁺ Thumper ⁺ Titanium Trophy Tropotox Plus ⁺
Wheat (C - CLEARFIELD wheat)	Altitude FX (C) Express SG Express Pro FirstStep Horizon ⁺ Liquid Achieve SC ⁺ Pace Titanium Traxos Varro ¹ Velocity m3 ¹	Aim ⁸ Ally ⁺ Blackhawk ⁸ DyVel DyVel DSp 2,4-D MCPA K-salt Target ⁺	Glyphosate* (pre-harvest)	Assert FL Attain XC ⁺ Axial iPak Basagran ² Buctril M ⁺ Distinct ⁸ DyVel DyVel DSp 2,4-D Embutox ⁺	Enforcer M Estaprop ⁺ Express SG FirstStep Frontline XL ⁺ Frontline 2,4-D Infinity Lorox + MCPA ⁺ MCPA (all forms) OcTTain XL	Optica Trio Pardner ⁺ Pace Pixxaro Stellar Target ⁺ Thumper ⁺ Titanium Trophy ² Tropotox Plus ⁺
Oats		Aim ⁸ DyVel MCPA K-salt Target ⁺	Glyphosate* (pre-harvest)	Buctril M ⁺ Distinct ⁸ DyVel Frontline XL ⁺	Embutox ⁺ Lorox + MCPA ⁺ MCPA (all forms) Optica Trio	Pardner ⁺ Stellar Target ⁺ Tropotox Plus ⁺
Fall Rye (spring application)	Liquid Achieve SC ⁺	Aim ⁸ 2,4-D MCPA K-salt		Buctril M ⁺ 2,4-D MCPA (all forms)	Pardner ⁺ Tropotox Plus ⁺	
Triticale	Liquid Achieve SC ⁺	Aim ⁸		Distinct ⁸ Infinity	Pardner ⁺	

⁺ Other similar products can be found listed under this product.

¹ Suppression only

² All spring wheat except durum

³ All spring wheats (including durum when tank mixed with 2,4-D ester)

⁴ See page 41 for resistance information

⁵ Top growth control

⁶ Spring rosettes only

⁷ Registered on a limited number of varieties, refer to label

⁸ To be used pre-seed or pre-emergence, as a burnoff

Herbicide Selector Chart – Cereals

Crop	Redroot Pigweed			Round-leaved Mallow	Russian Pigweed	
Barley	Aim ⁸ Ally ⁺ Assert FL Attain XC ⁺ Axial iPak Banvel II ⁺ Barricade Blackhawk ⁸ Broadband ¹ Buctril M ⁺ Curtail M Deploy ⁺ Distinct ⁸ DyVel DyVel DSP 2,4-D Embutox ⁺ Enforcer D	Enforcer M Estaprop ⁺ Express SG Express Pro FirstStep Fortress ¹ Frontline XL ⁺ Heat ⁸ Infinity Lorox + MCPA ⁺ MCPA ¹ (all forms) Nuance ⁺ OcTtain XL Optica Trio Paradigm Pardner ⁺ Pixxaro		Prestige XC Priority ⁺ ^{8,1} Pulsar ¹ Refine M ⁺ Refine SG Retain Sencor Spectrum Stellar Target ⁺ Thumper ⁺ Titanium Triton C Triton K Trophy Tropotox Plus ⁺ Tundra	Aim ⁸ Attain XC ⁺ Axial iPak Barricade Deploy ¹⁺ DyVel DSP ¹ Enforcer D Estaprop ⁺ Heat ⁸ Infinity ¹ OcTtain XL Prestige XC Refine M ¹⁺ Refine SG ¹ Retain ¹ Triton C	Assert FL Banvel II ⁺ Blackhawk ⁸ Curtail M DyVel 2,4-D Estaprop ⁺ Express Pro Frontline XL ⁺ MCPA (all forms) Nuance ⁺ Prestige XC Stellar Triton K
Wheat (C - CLEARFIELD wheat)	Aim ⁸ Ally ⁺ Altitude FX (C) Assert FL Attain XC ⁺ Axial iPak Banvel II ⁺ Barricade Blackhawk ⁸ Broadband ¹ Buctril M ⁺ Curtail M Deploy ⁺ Distinct ⁸ DyVel DyVel DSP 2,4-D Embutox ⁺ Enforcer D Enforcer M Estaprop ⁺	Everest ⁺ Everest GBX Express SG Express Pro FirstStep Frontline XL ⁺ Frontline 2,4-D Harmony K ² Harmony Max ⁺ Harmony SG Heat ⁸ Infinity Lorox + MCPA ⁺ MCPA ¹ (all forms) Nuance ⁺ OcTtain XL Optica Trio Pace Paradigm Pixxaro Prestige XC		Priority ⁺ ^{8,1} Pulsar ¹ Refine M ⁺ Refine SG Retain Sencor Simplicity Spectrum Stellar Tandem Target ⁺ Thumper ⁺ Titanium Triton C Triton K Trophy ² Tropotox Plus ⁺ Tundra Varro Velocity m3	Aim ⁸ Altitude FX ¹ (C) Attain XC ⁺ Axial iPak Barricade Deploy ¹⁺ DyVel DSP ¹ Enforcer D Estaprop ⁺ Harmony K ^{1,2} Harmony Max ¹⁺ Harmony SG ¹ Heat ⁸ Infinity ¹ OcTtain XL Prestige XC Refine M ¹⁺ Refine SG ¹ Retain ¹ Triton C Varro ¹	Assert FL Blackhawk ⁸ Curtail M DyVel 2,4-D Estaprop ⁺ Express Pro Frontline XL ⁺ MCPA (all forms) Nuance ⁺ Prestige XC Simplicity ¹ Stellar Triton K Velocity m3
Oats	Aim ⁸ Banvel II ⁺ Buctril M ⁺ Curtail M Deploy ⁺ Distinct ⁸ DyVel Embutox ⁺	Enforcer M Frontline XL ⁺ Heat ⁸ Lorox + MCPA ⁺ MCPA ¹ (all forms) Optica Trio Prestige XC		Priority ⁺ ^{8,1} Refine M ⁺ Refine SG Spectrum Stellar Target ⁺ Tropotox Plus ⁺	Aim ⁸ Deploy ¹⁺ Heat ⁸ Prestige XC Refine M ¹⁺ Refine SG ¹	Banvel II ⁺ Curtail M DyVel Frontline XL ⁺ MCPA (all forms)
Fall Rye (spring application)	Aim ⁸ Buctril M ⁺ 2,4-D	MCPA ¹ (all forms) Tropotox Plus ⁺		Aim ⁸	2,4-D MCPA (all forms)	
Triticale	Aim ⁸ Distinct ⁸ Infinity	Enforcer M		Aim ⁸ Infinity ¹		

⁺ Other similar products can be found listed under this product.

¹ Suppression only

² All spring wheat except durum

³ All spring wheats (including durum when tank mixed with 2,4-D ester)

⁴ See page 41 for resistance information

⁵ Top growth control

⁶ Spring rosettes only

⁷ Registered on a limited number of varieties, refer to label

⁸ To be used pre-seed or pre-emergence, as a burnoff.

Herbicide Selector Chart – Cereals

Crop	Russian Thistle ⁴		Scoutless Chamomile	Shepherd's-purse		
Barley	Ally ¹⁺ Attain XC ⁺ Axial iPak Barricade ¹ Blackhawk ⁸ Buctril M ⁺ Deploy ⁺ DyVel DyVel DSp 2,4-D Enforcer D Enforcer M Estaprop ⁺ Express SG Express Pro FirstStep	Fortress ¹ Infinity Nuance ⁺ OcTTain XL Pardner ⁺ Pulsar Refine M ⁺ Refine SG Retain Sencor Target ⁺ Thumper ⁺ Titanium Trifluralin ⁺ Triton C Tundra	Ally ⁺ Buctril M ⁺ Curtail M Deploy ¹⁺ Enforcer M Express SG ¹ FirstStep ¹ Lontrel Prestige XC Refine M ¹⁺ Refine SG ¹ Retain ¹ Titanium Triton C ¹	Ally ⁺ Assert FL Attain XC ⁺ Axial iPak Blackhawk ⁸ Broadband Buctril M ⁺ Curtail M Deploy ⁺ DyVel DyVel DSp 2,4-D Embutox ⁺ Enforcer D	Enforcer M Estaprop ⁺ Express Pro Frontline XL ⁺ Infinity KoAct ² Lorox + MCPA ⁺ MCPA (all forms) Nuance ⁺ OcTTain XL Paradigm Pixxaro Prestige XC Priority ²⁺⁸	Refine M ⁺ Refine SG Retain Spectrum Stellar Target ⁺ Thumper ⁺ Titanium Triton C Triton K Trophy Tropotox Plus ⁺ Tundra
Wheat (C - CLEARFIELD wheat)	Ally ¹⁺ Altitude FX ¹ (C) Attain XC ⁺ Axial iPak Banvel II ⁺ Barricade ¹ Blackhawk ⁸ Buctril M ⁺ Deploy ⁺ DyVel DyVel DSp 2,4-D Enforcer M Estaprop ⁺ Express SG Express Pro FirstStep Fortress ¹ Frontline 2,4-D Harmony K ²	Harmony Max ⁺ Harmony SG Enforcer D Infinity Nuance ⁺ OcTTain XL Pardner ⁺ Pace Pulsar Refine M ⁺ Refine SG Retain Sencor Target ⁺ Thumper ⁺ Titanium Triton C Tundra Varro ¹ Velocity m3	Ally ⁺ Buctril M ⁺ Curtail M Deploy ¹⁺ Enforcer M Express SG ¹ FirstStep ¹ Harmony Max ¹⁺ Lontrel Prestige XC Refine M ¹⁺ Refine SG ¹ Retain ¹ Titanium Triton C ¹	Ally ⁺ Altitude FX (C) Assert FL Attain XC ⁺ Axial iPak Blackhawk ⁸ Broadband Buctril M ⁺ Curtail M Deploy ⁺ DyVel DyVel DSp 2,4-D Embutox ⁺ Enforcer D Enforcer M Estaprop ⁺ Everest GBX	Everest ¹⁺ Express Pro Frontline XL ⁺ Frontline 2,4-D Harmony K ² Harmony Max ⁺ Harmony SG Inferno Duo ^{2,8} Infinity KoAct ² Lorox + MCPA ⁺ MCPA (all forms) Nuance ⁺ OcTTain XL Pace Paradigm Pixxaro Prestige XC	Priority ²⁺⁸ Refine M ⁺ Refine SG Retain Sencor Simplicity Spectrum Stellar Target ⁺ Thumper ⁺ Titanium Triton C Triton K Trophy2 Tropotox Plus ⁺ Tundra Varro Velocity m3
Oats	Buctril M ⁺ Deploy ⁺ DyVel Pardner ⁺	Refine M ⁺ Refine SG Target ⁺	Buctril M ⁺ Curtail M Deploy ¹⁺ Lontrel Prestige XC Refine M ¹⁺ Refine SG ¹	Buctril M ⁺ Curtail M Deploy ⁺ DyVel Embutox ⁺	Frontline XL ⁺ Lorox + MCPA ⁺ MCPA (all forms) Prestige XC Priority ²⁺⁸ Refine M ⁺ Refine SG	Spectrum Stellar Target ⁺ Tropotox Plus ⁺
Fall Rye (spring application)	Buctril M ⁺ 2,4-D Pardner ⁺		Buctril M ⁺	Buctril M ⁺ 2,4-D MCPA (all forms)	Tropotox Plus ⁺	
Triticale	Infinity	Pardner ⁺		Infinity		

⁺ Other similar products can be found listed under this product.

¹ Suppression only

² All spring wheat except durum

³ All spring wheats (including durum when tank mixed with 2,4-D ester)

⁴ See page 41 for resistance information

⁵ Top growth control

⁶ Spring rosettes only

⁷ Registered on a limited number of varieties, refer to label

⁸ To be used pre-seed or pre-emergence, as a burnoff.

Herbicide Selector Chart – Cereals

Crop	Stinkweed	Stork's-bill				
Barley	Aim ⁸ Ally ⁺ Assert ⁺ Assert FL Attain XC ⁺ Axial iPak Barricade Blackhawk ⁸ Broadband Buctril M ⁺ Curtail M Deploy ⁺ DyVel	DyVel DSP 2,4-D Embutox ⁺ Enforcer D Enforcer M Estaprop ⁺ Express SG Express Pro FirstStep Frontline XL ⁺ Heat ⁸ Infinity	Lorox + MCPA ⁺ MCPA (all forms) Nuance ⁺ OcTTain XL Optica Trio Paradigm Pardner ⁺ Pixxaro Prestige XC Priority ⁺ ⁸ Refine M ⁺ Refine SG	Sencor Spectrum Stellar Target ⁺ Thumper ⁺ Titanium Triton C Triton K Trophy Tropotox Plus ⁺ Tundra	Ally ⁺ Assert FL ¹ Attain XC ⁺ Deploy ⁺ ¹ Enforcer D Enforcer M ¹ Estaprop ⁺ FrontlineXL ¹ Momentum ¹ Lorox + MCPA ⁺	OcTTain XL Prestige XC Pulsar ¹ Refine M ¹ ⁺ Refine SG ¹ Retain ¹ Spectrum Stellar ¹ Triton C ¹ Trophy ¹
Wheat (C - CLEARFIELD wheat)	Aim ⁸ Ally ⁺ Altitude FX (C) Assert ⁺ Assert FL Attain XC ⁺ Axial iPak Barricade Blackhawk ⁸ Broadband Buctril M ⁺ Curtail M Deploy ⁺ DyVel DyVel DSP	2,4-D Embutox ⁺ Enforcer D Enforcer M Estaprop ⁺ Everest ⁺ Everest GBX Express SG Express Pro FirstStep Frontline XL ⁺ Frontline 2,4-D Harmony K ² Harmony Max ⁺ Harmony SG	Heat ⁸ Infinity Lorox + MCPA ⁺ MCPA (all forms) Nuance ⁺ OcTTain XL Pace Optica Trio Paradigm Pardner ⁺ Pixxaro Prestige XC Priority ⁺ ⁸ Refine M ⁺ Refine SG	Sencor Spectrum Stellar Target ⁺ Thumper ⁺ Titanium Triton C Triton K Trophy2 Tropotox Plus ⁺ Tundra Varro Velocity m3	Ally ⁺ Altitude FX ¹ (C) Assert FL ¹ Attain XC ⁺ Deploy ⁺ ¹ Enforcer D Enforcer M ¹ Estaprop ⁺ Frontline XL ⁺ ¹ Harmony K ^{1,2} Harmony Max ¹ ⁺ Harmony SG ¹ Momentum ¹	Lorox + MCPA ⁺ OcTTain XL Prestige XC Pulsar ¹ Refine M ¹ ⁺ Refine SG ¹ Retain ¹ Spectrum Stellar ¹ Tandem ¹ Triton C ¹ Trophy ^{1,2}
Oats	Aim ⁸ Banvel II ⁺ Buctril M ⁺ Curtail M Deploy ⁺	Embutox ⁺ Frontline XL ⁺ Heat ⁸ Lorox + MCPA ⁺ MCPA (all forms)	Optica Trio Pardner ⁺ Prestige XC Priority ⁺ ⁸ Refine M ⁺	Refine SG Spectrum Target ⁺ Tropotox Plus ⁺	Deploy ¹ Frontline XL ⁺ ¹ Lorox + MCPA ⁺ Prestige XC	Refine M ¹ ⁺ Refine SG ¹ Spectrum Stellar ¹
Fall Rye (spring application)	Aim ⁸ Buctril M ⁺ 2,4-D	MCPA (all forms) Pardner ⁺	Tropotox Plus ⁺			
Triticale	Aim ⁸	Infinity	Pardner ⁺			

⁺ Other similar products can be found listed under this product.

¹ Suppression only

² All spring wheat except durum

³ All spring wheats (including durum when tank mixed with 2,4-D ester)

⁴ See page 41 for resistance information

⁵ Top growth control

⁶ Spring rosettes only

⁷ Registered on a limited number of varieties, refer to label

⁸ To be used pre-seed or pre-emergence, as a burnoff.

Herbicide Selector Chart - Cereals

Crop	Tall		Toadflax		
	Buttercup	Tartary Buckwheat			
Barley	MCPA amine MCPA Na-salt Tropotox Plus ⁵⁺	Ally ⁺ Assert ¹⁺ Attain XC ⁺ Banvel II ⁺ Buctril M ⁺ Curtail M	Deploy ⁺ DyVel DyVel DSp Enforcer M Estoprop ⁺ Lorox + MCPA ⁺ MCPA ¹ (all forms)	OcTTain XL Pardner ⁺ Prestige XC Refine M ⁺ Target ⁺ Thumper ⁺	Ally ¹⁺ Deploy ¹⁺ Estoprop ¹⁺ Refine M ¹⁺ Refine SG ¹ Retain ¹ Triton C ¹
Wheat (C - CLEARFIELD wheat)	MCPA amine MCPA Na-salt Tropotox Plus ⁵⁺	Ally ⁺ Assert ¹⁺ Attain XC ⁺ Banvel II ⁺ Buctril M ⁺ Curtail M Deploy ⁺ DyVel DyVel DSp	Enforcer M Estoprop ⁺ Frontline 2,4-D Harmony K ² Harmony Max ⁺ Harmony SG Lorox + MCPA ⁺ MCPA ¹ (all forms) OcTTain XL	Pardner ⁺ Prestige XC Refine M ⁺ Refine SG Sencor Target ⁺ Thumper ⁺ Titanium Triton C	Ally ¹⁺ Deploy ¹⁺ Estoprop ¹⁺ Harmony K ^{1,2} Harmony SG ¹ Refine M ¹⁺ Refine SG ¹ Retain ¹ Triton C ¹
Oats	MCPA amine MCPA Na-salt Tropotox Plus ⁵⁺	Banvel II ⁺ Buctril M ⁺ Curtail M Deploy ⁺	DyVel Lorox + MCPA ⁺ MCPA ¹ (all forms) Pardner ⁺	Prestige XC Refine M ⁺ Refine SG Target ⁺	Deploy ¹ Refine M ¹⁺ Refine SG ¹
Fall Rye (spring application)	MCPA amine MCPA Na-salt Tropotox Plus ⁵⁺	Buctril M ⁺ MCPA ¹ (all forms) Pardner ⁺			
Triticale		Pardner ⁺			

⁺ Other similar products can be found listed under this product.

¹ Suppression only

² All spring wheat except durum

³ All spring wheats (including durum when tank mixed with 2,4-D ester)

⁴ See page 41 for resistance information

⁵ Top growth control

⁶ Spring rosettes only

⁷ Registered on a limited number of varieties, refer to label

⁸ To be used pre-seed or pre-emergence, as a burnoff

Herbicide Selector Chart – Cereals

Crop	Volunteer Canola, Wild Mustard, Other Mustards			Wild Buckwheat		
	Barley	Aim ⁸ Ally ⁺ Altitude FX (C) Assert FL Attain XC ⁺ Axial iPak Barricade Blackhawk ⁸ Broadband Buctril M ⁺ Curtail M Deploy ⁺ DyVel DyVel DSp Distinct ⁸	2,4-D Enforcer D Enforcer M Etaprop ⁺ Express SG Express Pro FirstStep Frontline XL ⁺ Heat ⁸ Infinity KoAct ⁸ OcTtain XL Optica Trio Paradigm (not CLEARFIELD canola)	Prestige XC Priority ⁺ ⁸ Refine SG Retain Sencor Spectrum Stellar Target ⁺ Thumper ⁺ Titanium Triton C ⁸ Triton K Trophy Tropotox Plus ⁺ Tundra	Ally ¹⁺ Assert ¹⁺ Assert FL Attain XC ⁺ Axial iPak Banvel II ⁺ Barricade Broadband Buctril M ⁺ Curtail M Deploy ⁺ Distinct ⁸ DyVel DyVel DSp 2,4-D ¹ Embutox ⁺ Enforcer D	Enforcer M Etaprop ⁺ Express SG ¹ Express Pro FirstStep Fortress ¹ Frontline XL ⁺ Heat ⁸ Infinity Lontrel Lorox + MCPA ⁺ MCPA ¹ (all forms) Momentum Nuance ⁺ ¹ OcTtain XL Optica Trio Paradigm
Wheat (C - CLEARFIELD wheat)	Aim ⁸ Ally ⁺ Altitude FX (C) Assert FL Attain XC ⁺ Axial iPak Barricade Blackhawk ⁸ Buctril M ⁺ Curtail M Deploy ⁺ Distinct ⁸ DyVel DyVel DSp 2,4-D Etaprop ⁺ Enforcer D Enforcer M Everest ⁸ ⁺ Everest GBX	Express SG Express Pro FirstStep Frontline XL ⁺ Frontline 2,4-D Harmony K ² Harmony Max ⁺ Harmony SG Heat ⁸ Infinity Inferno Duo ^{2,8} (vol. canola) KoAct ⁸ Pace Optica Trio Paradigm (not CLEARFIELD canola) Prestige XC Priority ⁺ ⁸	Refine M ⁺ Refine SG Retain Sencor Simplicity ⁸ Spectrum Stellar Tandem(C) Target ⁺ Thumper ⁺ Titanium Triton C ⁸ Triton K Trophy ² Tropotox Plus ⁺ Tundra Varro Velocity m3	Ally ¹⁺ Altitude FX (C) Assert ¹⁺ Assert FL Attain XC ⁺ Axial iPak Banvel II ⁺ Barricade Broadband Buctril M ⁺ Curtail M Deploy ⁺ Distinct ⁸ DyVel DyVel DSp 2,4-D ¹ Embutox ⁺ Enforcer D Enforcer M Etaprop ⁺	Everest GBX Express SG ¹ Express Pro FirstStep Fortress ¹ Frontline XL ⁺ Frontline 2,4-D Harmony K ² Harmony Max ⁺ Harmony SG Momentum Nuance ⁺ ¹ MCPA ¹ (all forms) Nuance ⁺ ¹ Optica Trio Pardner ⁺ Pace	Paradigm Prestige XC Priority ⁺ ⁸ Pulsar Refine M ⁺ Refine SG Retain Signal F ¹ Simplicity ¹ Spectrum Stellar Tandem ¹ Target ⁺ Thumper ⁺ Titanium Triton C Triton K ¹ Trophy ^{1,2} Tundra Varro Velocity m3
Oats	Aim ⁸ Buctril M ⁺ Curtail M Deploy ⁺ Distinct ⁸ DyVel Enforcer M	Frontline XL ⁺ Heat ⁸ Optica Trio Prestige XC Priority ⁺ ⁸ Refine M ⁺	Refine SG Spectrum Stellar Target ⁺ Tropotox Plus ⁺	Banvel II ⁺ Buctril M ⁺ Curtail M Deploy ⁺ Distinct ⁸ DyVel 2,4-DB Embutox ⁺	Enforcer M Frontline XL ⁺ Heat ⁸ Lontrel Lorox + MCPA ⁺ MCPA ¹ (all forms) Optica trio Pardner ⁺	Prestige XC Priority ⁺ ⁸ Refine M ⁺ Refine SG Spectrum Stellar Target ⁺
Fall Rye (spring application)	Aim ⁸ Buctril M ⁺ 2,4-D	Tropotox Plus ⁺		Buctril M ⁺ 2,4-D ¹	MCPA ¹ (all forms) Pardner ⁺	
Triticale	Aim ⁸ Distinct ⁸	Enforcer M Infinity		Distinct ⁸ Enforcer M	Infinity Pardner ⁺	

⁺ Other similar products can be found listed under this product.

¹ Suppression only

² All spring wheat except durum

³ All spring wheats (including durum when tank mixed with 2,4-D ester)

⁴ See page 41 for resistance information

⁵ Top growth control

⁶ Spring rosettes only

⁷ Registered on a limited number of varieties, refer to label

⁸ To be used pre-seed or pre-emergence, as a burnoff.

Herbicide Selector Chart - Cereals

Crop	Wild Oats ⁴	Wild Radish
Barley	Assert ⁺ Assert FL Avadex BW Axial Axial iPak Broadband Express SG Express Pro	FirstStep Fortress Liquid Achieve SC ⁺ Puma ⁺ Titanium Trifluralin ¹⁺ Tundra
Wheat (C - CLEARFIELD wheat)	Altitude FX (C) Assert ⁺ Assert FL Avadex BW Axial Axial iPak Broadband Everest ⁺ Everest GBX Express SG Express Pro FirstStep Fortress Harmony K ²	Harmony Max ⁺ Harmony SG Horizon ⁺ Inferno Duo ^{1,2,8} Liquid Achieve SC ⁺ Pace Puma ⁺ Signal F Tandem Titanium Traxos Tundra Varro Velocity m3
Oats		DyVel MCPA (all forms) Stellar Tropotox Plus ⁺
Fall Rye (spring application)	Liquid Achieve SC ⁺	2,4-D MCPA (all forms) Tropotox Plus ¹⁺
Triticale	Liquid Achieve SC ⁺	

⁺ Other similar products can be found listed under this product.

¹ Suppression only

² All spring wheat except durum

³ All spring wheats (including durum when tank mixed with 2,4-D ester)

⁴ See page 41 for resistance information

⁵ Top growth control

⁶ Spring rosettes only

⁷ Registered on a limited number of varieties, refer to label

⁸ To be used pre-seed or pre-emergence, as a burnoff

C - volunteer canola only

Herbicide Selector Chart – Oilseeds

Crop	Annual Smartweed/ Lady's Thumb	Annual Sow-thistle	Barnyard Grass		Bluebur	Canada Thistle
Canola	Edge ¹ Muster		Assure II ⁺ Edge Poast Ultra	Select ⁺ Trifluralin ⁺		Lontrel
CLEARFIELD Canola	Ares Edge ¹ Odyssey Odyssey Ultra Salute Tensile	Salute ¹	Ares Edge Odyssey Odyssey DLX	Odyssey Ultra Salute ¹ Solo Tensile		Lontrel Salute ¹ Tensile
Liberty Link Canola	Edge ¹ Liberty	Liberty	Edge Liberty			Liberty Lontrel
Roundup Ready Canola	Eclipse II Edge ¹ Glyphosate ⁺	Eclipse II Glyphosate ⁺	Eclipse II Edge Glyphosate ⁺	Glyphosate ⁺		Eclipse II Glyphosate ⁺ Lontrel
Flax	Basagran ⁺ Buctril M ⁺ MCPA (all forms) Pardner ⁺	Curtail M MCPA (all forms)	Assure II ⁺ Eptam Poast Ultra	Select ⁺ Trifluralin ⁺	Buctril M ⁺ MCPA (all forms) Pardner ⁺	Basagran ¹ ⁺ Buctril M ¹ ⁺ Curtail M Lontrel MCPA ¹ (all forms)
Mustard	Ares (C) Edge ¹ (yellow only) Muster (brown and oriental only)		Ares (C) Edge (yellow only) Poast Ultra	Select ⁺ Trifluralin ⁺		
Sunflowers	Edge ¹		Assure II Edge Eptam Poast Ultra	Select ⁺ Solo (C) Trifluralin ⁺		

+ Other similar products can be found listed under this product.

¹ Suppression only

² Pre-crop emergence to weed seedlings

³ Used as a crop desiccant

⁴ See page 41 for resistance information

⁵ Spring seedlings

(C) CLEARFIELD sunflowers only

Herbicide Selector Chart – Oilseeds

Crop	Cleavers	Common Chickweed	Common Groundsel	Corn Spurry	Cow Cockle	Dandelion
Canola	Edge ¹	Edge Trifluralin ⁺	Lontrel	Aim ⁸ Edge	Edge Trifluralin ⁺	
CLEARFIELD Canola	Ares Edge ¹ Odyssey Odyssey DLX Odyssey Ultra Salute ¹ Solo ¹ Tensile ¹	Edge Odyssey Odyssey DLX Odyssey Ultra	Lontrel	Aim ⁸ Edge	Ares Salute Solo Tensile	
Liberty Link Canola	Edge ¹ Liberty	Edge ¹ Liberty	Lontrel	Aim ⁸ Edge	Liberty	Liberty
Roundup Ready Canola	Eclipse II Edge ¹ Glyphosate ⁺	Eclipse II Edge Glyphosate ⁺		Aim ⁸ Eclipse II Edge Glyphosate ⁺	Eclipse II Glyphosate ⁺	Eclipse II Glyphosate ⁺
Flax	Basagran ⁺	Basagran ⁺ Eptam MCPA amine MCPA Na-salt Trifluralin ⁺	Basagran ⁺ Buctril M ⁺ Curtail M Lontrel MCPA amine Pardner ⁺	Aim ⁸ Basagran ⁺ Eptam	Buctril M ⁺ Pardner ⁺ Trifluralin ⁺	Curtail M MCPA ¹ (all forms)
Mustard	Ares (C) Edge ¹ (yellow only)	Edge (yellow only) Trifluralin ⁺		Aim ⁸ Edge (yellow only)	Ares (C) Edge (yellow only) Trifluralin ⁺	
Sunflowers	Edge ¹ Solo (C) ¹	Edge Eptam Trifluralin ⁺		Aim ⁸ Edge Eptam	Edge Solo (C) Trifluralin ⁺	

+ Other similar products can be found listed under this product.

¹ Suppression only

² Pre-crop emergence to weed seedlings

³ Used as a crop desiccant

⁴ See page 41 for resistance information

⁵ Spring seedlings

(C) CLEARFIELD sunflowers only

Herbicide Selector Chart – Oilseeds

Crop	Field Bindweed	Field Horsetail	Flixweed	Green Foxtail ⁴	Hemp-nettle	
Canola			Muster ⁵	Assure II ⁺ Edge Fortress	Poast Ultra Select ⁺ Trifluralin ⁺	Edge ¹ Muster
CLEARFIELD Canola			Odyssey Odyssey DLX Odyssey Ultra	Ares Odyssey Odyssey DLX	Odyssey Ultra Salute Solo Tensile	Ares Odyssey Odyssey DLX ¹ Odyssey Ultra Salute
Liberty Link Canola			Liberty	Liberty		Liberty
Roundup Ready Canola	Eclipse II Glyphosate ⁺		Eclipse II Glyphosate ⁺	Eclipse II	Glyphosate ⁺	Eclipse II Glyphosate ⁺
Flax	Basagran ¹ MCPA ¹ (all forms)	MCPA ester MCPA K-salt ¹	Buctril M ⁺ Curtail M MCPA (all forms)	Assure II ⁺ Eptam Fortress	Poast Ultra Select ⁺ Trifluralin ⁺	MCPA (all forms)
Mustard			Muster ⁵ (brown and oriental only)	Edge (yellow only) Fortress Poast Ultra	Select ⁺ Trifluralin ⁺	Edge ¹ (yellow only) Muster (brown and oriental only)
Sunflowers				Assure II Edge Eptam Poast Ultra	Select ⁺ Solo (C) Trifluralin ⁺	Edge ¹

+ Other similar products can be found listed under this product.

¹ Suppression only

² Pre-crop emergence to weed seedlings

³ Used as a crop desiccant

⁴ See page 41 for resistance information

⁵ Spring seedlings

(C) CLEARFIELD sunflowers only

Herbicide Selector Chart – Oilseeds

Crop	Knotweed	Kochia	Lady's Thumb/ Annual Smartweed	Lamb's-quarters	Narrow-leaved Hawk's-beard
Canola	Trifluralin ⁺	Aim ⁸ Edge Fortress ¹	Edge ¹	Aim ⁸ Edge Fortress ¹ Trifluralin ⁺	
CLEARFIELD Canola		Aim ⁸ Odyssey ¹ Odyssey DLX ¹ Odyssey Ultra Solo ¹ Tensile ¹	Odyssey Odyssey DLX Odyssey Ultra Tensile	Aim ⁸ Ares Odyssey ¹ Odyssey DLX ¹ Odyssey Ultra Salute Solo Tensile	
Liberty Link Canola		Aim ⁸	Liberty	Aim ⁸ Liberty	
Roundup Ready Canola	Eclipse II Glyphosate ⁺	Aim ⁸ Eclipse II Glyphosate ⁺		Aim ⁸ Eclipse II Glyphosate ⁺	Eclipse II Glyphosate ⁺
Flax	MCPA amine Trifluralin ⁺	Aim ⁸ Authority Buctril M ⁺ Curtail M ¹ Fortress ¹ MCPA amine MCPA ester MCPA K-salt MCPA Na-salt Pardner ⁺	Basagran ⁺ Buctril M ⁺ Pardner ⁺	Aim ⁸ Authority Basagran ⁺ Buctril M ⁺ Curtail M Eptam Fortress ¹ MCPA (all forms) Pardner ⁺ Trifluralin ⁺	
Mustard	Trifluralin ⁺	Aim ⁸ Edge (yellow only) Fortress ¹	Edge ¹ (yellow only)	Aim ⁸ Ares (C) Edge (yellow only) Fortress ¹ Trifluralin ⁺	
Sunflowers	Trifluralin ⁺	Aim ⁸ Authority Edge Solo (C) ¹	Edge ¹	Aim ⁸ Authority Edge Eptam Solo (C) Trifluralin ⁺	

+ Other similar products can be found listed under this product.

¹ Suppression only

² Pre-crop emergence to weed seedlings

³ Used as a crop desiccant

⁴ See page 41 for resistance information

⁵ Spring seedlings

(C) CLEARFIELD sunflowers only

Herbicide Selector Chart – Oilseeds

Crop	Night-flowering Catchfly	Perennial Sow-thistle	Persian Darnel	Prostrate Pigweed	Quack Grass
Canola		Lontrel ¹	Poast Ultra Select ⁺ Trifluralin ⁺	Aim ⁸ Edge	Assure II ⁺ Poast Ultra Select ⁺
CLEARFIELD Canola		Salute ¹	Ares Odyssey Odyssey DLX Odyssey Ultra Salute Tensile	Aim ⁸	Odyssey Ultra ¹
Liberty Link Canola		Liberty	Liberty	Aim ⁸	Liberty ¹
Roundup Ready Canola	Eclipse II Glyphosate ⁺	Eclipse II Glyphosate	Eclipse II Glyphosate ⁺	Aim ⁸	Eclipse II Glyphosate ⁺
Flax	Buctril M ⁺	Buctril M ¹ ⁺ Curtail M Lontrel ¹ MCPA ¹ (all forms)	Poast Ultra Select ⁺ Trifluralin ⁺	Aim ⁸ Eptam MCPA K-salt	Assure II ⁺ Eptam Poast Ultra Select ⁺
Mustard			Ares (C) Poast Ultra Select ⁺ Trifluralin ⁺	Aim ⁸ Edge (yellow only)	Select ⁺ Poast Ultra
Sunflowers			Poast Ultra Select ⁺ Trifluralin ⁺	Aim ⁸ Edge Eptam	Assure II ¹ Eptam Poast Ultra Select ⁺

+ Other similar products can be found listed under this product.

¹ Suppression only

² Pre-crop emergence to weed seedlings

³ Used as a crop desiccant

⁴ See page 41 for resistance information

⁵ Spring seedlings

(C) CLEARFIELD sunflowers only

Herbicide Selector Chart – Oilseeds

Crop	Redroot Pigweed	Russian Thistle ⁴	Scentsless Chamomile	Shepherd's-purse	Stinkweed
Canola	Aim ⁸ Edge Fortress ¹ Muster	Edge ¹ Fortress ¹	Lontrel		Aim ⁸ Muster
CLEARFIELD Canola	Aim ⁸ Ares Odyssey Odyssey DLX Odyssey Ultra Salute Solo Tensile	Odyssey Odyssey DLX Odyssey Ultra Salute Tensile		Ares Odyssey Odyssey Ultra Salute Solo Tensile	Aim ⁸ Ares Odyssey Odyssey DLX Odyssey Ultra Salute Solo Tensile
Liberty Link Canola	Aim ⁸ Liberty	Liberty	Liberty	Liberty	Aim ⁸ Liberty
Roundup Ready Canola	Aim ⁸ Eclipse II Glyphosate ⁺	Eclipse II Glyphosate ⁺		Eclipse II Glyphosate ⁺	Aim ⁸ Eclipse II Glyphosate ⁺
Flax	Aim ⁸ Authority Basagran ⁺ Buctril M ⁺ Curtail M Eptam MCPA (all forms)	Basagran ⁺ Buctril M ⁺ Fortress ¹ MCPA Na-salt Pardner ⁺	Buctril M ⁵⁺ Curtail M Lontrel	Basagran ⁺ Buctril M ⁺ Curtail M MCPA (all forms)	Aim ⁸ Basagran ⁺ Buctril M ⁺ Curtail M MCPA (all forms) Pardner ⁺
Mustard	Aim ⁸ Ares (C) Edge (yellow only) Fortress ¹ Muster ¹ (brown and oriental only)	Edge ¹ (yellow only) Fortress ¹		Ares (C)	Aim ⁸ Ares (C) Muster ¹ (brown and oriental only)
Sunflowers	Aim ⁸ Authority Edge Eptam Solo (C)	Edge ¹		Solo (C)	Aim ⁸ Assert Solo (C)

+ Other similar products can be found listed under this product.

¹ Suppression only

² Pre-crop emergence to weed seedlings

³ Used as a crop desiccant

⁴ See page 41 for resistance information

⁵ Spring seedlings

(C) CLEARFIELD sunflowers only

Herbicide Selector Chart – Oilseeds

Crop	Stork's-bill	Tartary Buckwheat	Volunteer Barley	Wild Mustards	Volunteer Oats ⁴
Canola			Assure II ⁺ Edge ¹ Poast Ultra Select ⁺	Muster	Assure II ⁺ Poast Ultra Select ⁺
CLEARFIELD Canola	Odyssey Odyssey DLX Odyssey Ultra		Ares Odyssey Odyssey DLX Odyssey Ultra Salute Solo Tensile	Ares Odyssey Odyssey DLX Odyssey Ultra Salute Solo Tensile	Ares Odyssey Odyssey DLX Odyssey Ultra Salute Solo Tensile
Liberty Link Canola	Liberty		Liberty	Liberty	
Roundup Ready Canola	Eclipse II Glyphosate		Eclipse II Glyphosate ⁺	Eclipse II Glyphosate ⁺	Glyphosate ⁺
Flax	Basagran	Buctril M ⁺ Curtail M MCPA ¹ (all forms) Pardner ⁺	Assure II ⁺ Eptam Poast Ultra Select ⁺	Basagran ⁺ Buctril M ⁺ Curtail M MCPA (all forms)	Assure II ⁺ Eptam Poast Ultra Select ⁺
Mustard			Ares (C) Edge ¹ (yellow only) Poast Ultra Select ⁺	Ares (C) Muster (brown and oriental only)	Ares (C) Poast Ultra Select ⁺
Sunflowers			Edge ¹ Eptam Poast Ultra Select ⁺ Solo (C)	Assert Solo (C)	Assure II ¹ Eptam Poast Ultra Select ⁺ Solo (C)

+ Other similar products can be found listed under this product.

¹ Suppression only

² Pre-crop emergence to weed seedlings

³ Used as a crop desiccant

⁴ See page 41 for resistance information

⁵ Spring seedlings

(C) CLEARFIELD sunflowers only

Herbicide Selector Chart – Oilseeds

Crop	Volunteer Wheat	Wild Buckwheat	Wild Oats ⁴		Wild Tomato	Witchgrass
Canola	Assure II ⁺ Edge Poast Ultra Select ⁺	Edge Fortress ¹ Lontrel Trifluralin ⁺	Assure II ⁺ Avadex BW Edge ¹ Fortress	Poast Ultra Select ⁺ Trifluralin ⁺		Assure II ⁺ Edge Poast Ultra Select ⁺
CLEARFIELD Canola	Ares Odyssey Odyssey DLX Odyssey Ultra Salute Solo ⁶ Tensile	Ares Odyssey Odyssey DLX Odyssey Ultra Salute Solo ¹ Tensile ¹	Ares Odyssey Ultra Salute Solo			
Liberty Link Canola	Liberty	Liberty	Liberty			
Roundup Ready Canola	Eclipse II Glyphosate ⁺	Eclipse II Glyphosate ⁺	Eclipse II Glyphosate ⁺		Eclipse II Glyphosate ⁺	
Flax	Assure II ⁺ Eptam Poast Ultra Select ⁺	Authority Buctril M ⁺ Curtail M Fortress ¹ Lontrel MCPA Amine ¹ Pardner ⁺ Trifluralin ⁺	Assure II ⁺ Avadex BW Eptam Fortress	Poast Ultra Select ⁺ Trifluralin ⁺	Buctril M ⁺	Assure II ⁺ Eptam Poast Ultra Select ⁺
Mustard	Ares (C) Edge ¹ (yellow only) Poast Ultra Select ⁺	Ares (C) Edge (yellow only) Fortress ¹ Trifluralin ⁺	Ares (C) Avadex BW Edge ¹ (yellow only) Fortress	Post Ultra Select ⁺ Trifluralin ⁺		Edge Post Ultra Select ⁺
Sunflowers	Edge ¹ Eptam Post Ultra Select ⁺ Solo (C) ¹	Authority Edge Solo (C) ¹ Trifluralin ⁺	Edge ¹ Eptam Post Ultra	Select ⁺ Solo (C) Trifluralin ⁺		Edge Eptam Post Ultra Select ⁺

+ Other similar products can be found listed under this product.

¹ Suppression only

² Pre-crop emergence to weed seedlings

³ Used as a crop desiccant

⁴ See page 41 for resistance information

⁵ Spring seedlings

(C) CLEARFIELD sunflowers only

Herbicide Selector Chart – Forage Legumes

Crop	Crop Stage	Annual Smartweed	Barnyard Grass	Bluebur	Canada Thistle		
Alfalfa	Seedling	Basagran ⁵ Embutox ¹⁺ Odyssey ⁵ Pardner ⁵⁺ Pursuit ⁺	Edge ^{5,2} Eptam ² Liquid Achieve SC ⁷⁺	Odyssey ⁵ Poast Ultra Select ⁺ Trifluralin ²⁺	Pardner ⁵⁺	Amitrol 240 ⁶ Basagran ^{1,5} Embutox ²⁺ ¹	Tropotox Plus ^{1,5+}
	Established	Basagran ⁵ Odyssey ⁵ Pardner ⁵⁺ Princep ⁺⁺ Reglone ³ Sencor ⁴	Assure II ⁵⁺ Odyssey ⁵ Poast Ultra	Princep ⁺ Reglone ³	Pardner ⁵⁺ Reglone ³	Amitrol 240 ⁶ Basagran ^{1,5}	Reglone ³
Alsike Clover	Seedling	Basagran ⁵ Embutox ¹⁺	Liquid Achieve SC ⁷⁺	Poast Ultra Trifluralin ²⁺			
	Established		Poast Ultra				
Cicer Milkvetch	Seedling		Eptam ^{5,2}	Trifluralin ²⁺			
	Established		Select ⁺		Tropotox Plus ^{1,5+}	Amitrol 240 ⁶	
Red Clover	Seedling	Basagran ⁵	Liquid Achieve SC ⁷⁺	Trifluralin ²⁺⁺	MCPA amine	Amitrol 240 ⁶ Basagran ^{1,5}	Tropotox Plus ¹⁺
	Established	Reglone ³	Reglone ³		Reglone ³ MCPA amine	Amitrol 240 ⁶	Reglone ³
Sweet Clover	Seedling		Eptam ^{2,5} Liquid Achieve SC ⁷⁺	Poast Ultra Trifluralin ²⁺		Amitrol 240 ⁶	
	Established	Basagran ⁵	Poast Ultra			Amitrol 240 ⁶ Basagran ^{1,5}	
White Clover	Seedling	Embutox ¹⁺ Tropotox Plus ¹⁺	Liquid Achieve SC ⁷⁺	Tropotox Plus ^{1,5+}		Amitrol 240 ⁶ Embutox ¹⁺	Tropotox Plus ¹⁺
	Established	Reglone ³	⁵		Reglone ³	Amitrol 240 ⁶ *	Reglone ^{1,3}
Bird's-foot Trefoil	Seedling	Embutox ¹⁺	Eptam ² Liquid Achieve SC ⁷⁺	Trifluralin ²⁺		Embutox ²⁺	
	Established	Princep ⁺⁺ Reglone ³	Princep ⁺⁺ Reglone ³		Reglone ³	Reglone ³	
Sainfoin	Seedling	Basagran ⁵	Liquid Achieve SC ⁷⁺	Poast Ultra Trifluralin ²⁺		Basagran ^{1,5}	
	Established		Poast Ultra				

+ Other similar products can be found listed under this product.

¹ Suppression or season long control

² Pre-crop emergence herbicide

³ Used as crop desiccant

⁴ Under irrigation only

⁵ Seed production only

⁶ Forage production only

⁷ Underseeding only

Check individual herbicides for grazing or feed restrictions

Herbicide Selector Chart – Forage Legumes

Crop	Crop Stage	Chickweed	Clovers	Common Groundsel	Corn Spurry	Dandelion
Alfalfa	Seedling	Basagran ⁵ Edge ^{5,2} Eptam ² Odyssey ⁵ Trifluralin ² +		Basagran ⁵ Pardner ⁵ + Pursuit ¹ +	Basagran ⁵ Edge ^{2,5} Eptam ²	Embutox ¹ +
	Established	Basagran ⁵ Odyssey ⁵ Reglone ³ Sencor ⁴	Princep ⁺ Reglone ³	Basagran ⁵ Pardner ⁵ + Reglone ³ Sencor ⁴	Basagran ⁵ Reglone ³ Sencor ⁴	Reglone ³ Velpar ⁵
Alsike Clover	Seedling	Basagran ⁵ Trifluralin ² +		Basagran ⁵	Basagran ⁵	Embutox ¹ +
	Established					
Cicer Milkvetch	Seedling	Eptam ^{2,5} Trifluralin ² +			Eptam ^{2,5}	
	Established					
Red Clover	Seedling	Basagran ⁵ Trifluralin ² +		Basagran ⁵	Basagran ⁵	
	Established	Reglone ³	Reglone ³	Reglone ³	Reglone ³	Reglone ³
Sweet Clover	Seedling	Eptam ^{2,5} Trifluralin ² +			Eptam ^{1,2,5}	
	Established	Basagran ⁵		Basagran ⁵	Basagran ⁵	
White Clover	Seedling					Embutox ¹ +
	Established	Reglone ³	Reglone ³	Reglone ³	Reglone ³	Reglone ^{1,3}
Bird's-foot Trefoil	Seedling	Eptam ² Trifluralin ² +			Eptam ²	Embutox ¹ +
	Established	Reglone ³	Princep ⁺ Reglone ³	Reglone ³	Reglone ³	Reglone ³
Sainfoin	Seedling	Basagran ⁵ Trifluralin ² +		Basagran ⁵	Basagran ⁵	
	Established					

+ Other similar products can be found listed under this product.

- ¹ Suppression only
- ² Pre-crop emergence herbicide
- ³ Used as crop desiccant
- ⁴ Under irrigation only
- ⁵ Seed production only
- ⁶ Forage production only
- ⁷ Underseeding only

Check individual herbicides for grazing or feed restrictions

Herbicide Selector Chart – Forage Legumes

Crop	Crop Stage	Field Bindweed		Flixweed (seedlings)	Foxtail Barley	Green Foxtail	
Alfalfa	Seedling	Basagran ^{1,5} Embutox ¹⁺	Tropotox Plus ^{1,5+}	Odyssey ⁵	Poast Ultra ¹	Edge ^{2,5} Eptam ² Liquid Achieve SC ⁷ Odyssey ⁵	Poast Ultra Pursuit ¹⁺ Select Trifluralin ²
	Established	Basagran ^{1,5}	Reglone ³	Odyssey ⁵ Reglone ³ Sencor ⁴	Poast Ultra ¹ Reglone ³	Assure II ⁵⁺ Poast Ultra Odyssey ⁵	Pursuit ^{1,5+} Reglone ³
Alsike Clover	Seedling	Basagran ^{1,5} Embutox 625 ¹⁺	Tropotox Plus ¹⁺			Liquid Achieve SC ⁷⁺ Poast Ultra	Trifluralin ²⁺
	Established				Poast Ultra ¹	Poast Ultra	
Cicer Milk Vetch	Seedling					Eptam ^{2,5} Poast Ultra	Trifluralin ²⁺
	Established				Poast Ultra ¹	Poast Ultra	
Red Clover	Seedling	Basagran ^{1,5}	Tropotox Plus ¹⁺	MCPA amine		Liquid Achieve SC ⁷⁺	Trifluralin ²⁺
	Established		Reglone ³	MCPA amine Reglone ³	Reglone ³	Reglone ³	
Sweet Clover	Seedling					Eptam ^{1,2,5} Liquid Achieve SC ⁷⁺	Poast Ultra Trifluralin ²⁺
	Established	Basagran ⁵			Poast Ultra ¹	Poast Ultra	
White Clover	Seedling	Embutox ¹⁺	Tropotox Plus ¹⁺			Liquid Achieve SC ⁷⁺	
	Established		Reglone ³	Reglone ³	Reglone ³	Reglone ³	
Bird's-foot Trefoil	Seedling		Embutox ¹⁺			Eptam ² Liquid Achieve SC ⁷⁺	Trifluralin ²⁺
	Established		Reglone ³	Reglone ³	Reglone ³	Reglone ³	
Sainfoin	Seedling	Basagran ^{1,5}			Poast Ultra ¹	Liquid Achieve SC ⁷⁺ Poast Ultra	Trifluralin ²⁺
	Established				Poast Ultra ¹	Poast Ultra	

+ Other similar products can be found listed under this product.

- ¹ Suppression only
- ² Pre-crop emergence herbicide
- ³ Used as crop desiccant
- ⁴ Under irrigation only
- ⁵ Seed production only
- ⁶ Forage production only
- ⁷ Underseeding only

Check individual herbicides for grazing or feed restrictions

Herbicide Selector Chart – Forage Legumes

Crop	Crop Stage	Kochia	Lamb's-quarters		Leafy Spurge	Mustards	
Alfalfa	Seedling	Edge ^{2,5} Odyssey ¹ Pardner ⁵⁺	Basagran ⁵ Edge ^{2,5} Embutox ⁺ Eptam ² Odyssey ^{1,5}	Pardner ⁵⁺ Pursuit ¹⁺ Trifluralin ²⁺ Tropotox Plus ⁵⁺	Amitrol 240 ⁶	Basagran ⁵ Embutox ⁺ Odyssey ⁵	Pardner ⁵⁺ Pursuit ⁺ Tropotox Plus ⁵⁺
	Established	Odyssey ^{1,5} Pardner ⁵⁺ Reglone ³	Basagran ⁵ Odyssey ^{1,5} Pardner ⁵⁺	Princep ⁺ Reglone ³ Sencor ⁴	Amitrol 240 ⁶ Reglone ³	Basagran ⁵ Odyssey ⁵ Pardner ⁵⁺	Pursuit ⁵⁺ Reglone ³ Sencor ⁴
Alsike Clover	Seedling		Basagran ⁵ Embutox ⁺	Trifluralin ²⁺ Tropotox Plus ⁺	Amitrol 240 ⁶	Basagran ⁵ Embutox ⁺	Tropotox Plus ⁺
	Established				Amitrol 240 ⁶		
Cicer Milk Vetch	Seedling		Eptam ^{2,5}	Trifluralin ²⁺			
	Established						
Red Clover	Seedling	MCPA amine	Basagran ⁵ MCPA amine	Trifluralin ²⁺ Tropotox Plus ⁺	Amitrol 240 ⁶	Basagran ⁵ MCPA amine	Tropotox Plus ⁺
	Established	MCPA amine Reglone ³	MCPA amine	Reglone ³	Amitrol 240 ⁶ Reglone ³	MCPA amine	Reglone ³
Sweet Clover	Seedling		Eptam ^{1,2,5}	Trifluralin ²⁺	Amitrol 240 ⁶		
	Established		Basagran ⁵		Amitrol 240 ⁶	Basagran ⁵	
White Clover	Seedling		Embutox ⁺	Tropotox Plus ⁺	Amitrol 240 ⁶	Embutox ⁺	Tropotox Plus ⁺
	Established	Reglone ³	Reglone ³		Amitrol 240 ⁶ Reglone ³	Reglone ³	
Bird's-foot Trefoil	Seedling		Embutox ⁺ Eptam ²	Trifluralin ²⁺	Amitrol 240 ⁶	Embutox ⁺	
	Established	Reglone ³	Princep ⁺	Reglone ³	Amitrol 240 ⁶ Reglone ³	Reglone ³	
Sainfoin	Seedling		Basagran ⁵	Trifluralin ²⁺	Amitrol 240 ⁶	Basagran ⁵	
	Established				Amitrol 240 ⁶		

+ Other similar products can be found listed under this product.

¹ Suppression only

² Pre-crop emergence herbicide

³ Used as crop desiccant

⁴ Under irrigation only

⁵ Seed production only

⁶ Forage production only

⁷ Underseeding only

Check individual herbicides for grazing or feed restrictions

Herbicide Selector Chart – Forage Legumes

Crop	Crop Stage	Narrow-leaved Hawk's-beard	Night-flowering Catchfly	Perennial Sow-thistle		Quack Grass	
Alfalfa	Seedling	Embutox ¹⁺	Pardner ⁵⁺	Amitrol 240 ⁶ Embutox ¹⁺	Tropotox Plus ^{1,5+}	Amitrol 240 ⁶ Eptam ^{1,2}	Poast Ultra ¹ Select ⁺
	Established	Reglone ³ Velpar ⁵	Pardner ⁵⁺ Reglone ³ Sencor ⁴	Amitrol 240 ⁶ Reglone ³	Tropotox Plus ¹⁺ Velpar ⁵	Amitrol 240 ⁶ Assure II ⁶⁺	Poast Ultra ¹ Reglone ³ Velpar ⁵
Alsike Clover	Seedling	Embutox ¹⁺		Amitrol 240 ⁶ Embutox ¹⁺	Tropotox Plus ¹⁺	Amitrol 240 ⁶	Poast Ultra ¹
	Established			Amitrol 240 ⁶		Amitrol 240 ⁶	Poast Ultra ¹
Cicer Milk Vetch	Seedling						Poast Ultra ¹
	Established						Poast Ultra ¹
Red Clover	Seedling			Amitrol 240 ⁶	Tropotox Plus ¹⁺	Amitrol 240 ⁶	
	Established	Reglone ³	Reglone ³	Amitrol 240 ⁶	Reglone ³	Amitrol 240 ⁶	Reglone ³
Sweet Clover	Seedling			Amitrol 240 ⁶		Amitrol 240 ⁶ Eptam ^{1,2}	Poast Ultra ¹
	Established			Amitrol 240 ⁶		Amitrol 240 ⁶	Poast Ultra ¹
White Clover	Seedling	Embutox ¹⁺		Amitrol 240 ⁶ Embutox ¹⁺	Tropotox Plus ¹⁺	Amitrol 240 ⁶	
	Established	Reglone ³	Reglone ³	Amitrol 240 ⁶	Reglone ³	Amitrol 240 ⁶	Reglone ³
Bird's-foot Trefoil	Seedling	Embutox ¹⁺		Embutox ¹⁺		Eptam ^{1,2}	
	Established	Reglone ³	Reglone ³		Reglone ³		Reglone ³
Sainfoin	Seedling						Poast Ultra ¹
	Established						Poast Ultra ¹

+ Other similar products can be found listed under this product.

¹ Suppression or season long control

² Pre-crop emergence herbicide

³ Used as crop desiccant

⁴ Under irrigation only

⁵ Seed production only

⁶ Forage production only

⁷ Underseeding only

Check individual herbicides for grazing or feed restrictions

Herbicide Selector Chart – Forage Legumes

Crop	Crop Stage	<div style="display: flex; justify-content: space-between; font-size: small;"> Redroot Pigweed Scentless Chamomile (seedlings) Shepherd's-purse (seedlings) Stinkweed (seedlings) </div>						
		Redroot Pigweed		Scentless Chamomile (seedlings)	Shepherd's-purse (seedlings)	Stinkweed (seedlings)		
Alfalfa	Seedling	Basagran ^{1,5} Edge ^{2,5} Embutox ⁺ Eptam ² Odyssey ⁵	Pardner ⁵⁺ Pursuit ⁺ Trifluralin ²⁺ Tropotox Plus ⁵⁺		Basagran ⁵ Embutox ⁺ Odyssey ⁵	Pursuit ¹⁺ Tropotox Plus ⁵⁺	Basagran ⁵ Embutox ⁺ Odyssey ⁵	Pardner ⁵⁺ Pursuit ⁺ Tropotox Plus ⁵⁺
	Established	Basagran ^{1,5} Odyssey ⁵ Pardner ⁵⁺	Pursuit ⁵⁺ Reglone ³ Sencor ⁴	Reglone ³ Velpar ⁵	Basagran ⁵ Odyssey ⁵	Reglone ³ Sencor ⁴	Basagran ⁵ Odyssey ⁵ Pardner ⁵⁺	Pursuit ⁵⁺ Reglone ³ Sencor ⁴
Alsike Clover	Seedling	Basagran ^{1,5} Embutox ⁺	Trifluralin ²⁺ Tropotox Plus ⁺		Basagran ⁵ Embutox ⁺	Tropotox Plus ⁺	Basagran ⁵ Embutox ⁺	Tropotox Plus ⁺
	Established							
Cicer Milk Vetch	Seedling	Eptam ^{2,5}	Trifluralin ²⁺					
	Established							
Red Clover	Seedling	Basagran ^{1,5} MCPA amine	Trifluralin ²⁺ Tropotox Plus ⁺		Basagran ⁵ MCPA amine	Tropotox Plus ⁺	Basagran ⁵ MCPA amine	Tropotox Plus ⁺
	Established	MCPA amine Reglone ³		Reglone ³	MCPA amine Reglone ³		MCPA amine Reglone ³	
Sweet Clover	Seedling	Eptam ^{2,5}	Trifluralin ²⁺					
	Established	Basagran ^{1,5}			Basagran ⁵		Basagran ⁵	
White Clover	Seedling	Embutox ⁺	Tropotox Plus ⁺			Embutox ⁺ Tropotox Plus ⁺		Embutox ⁺ Tropotox Plus ⁺
	Established	Reglone ³		Reglone ³	Reglone ³		Reglone ³	
Bird's-foot Trefoil	Seedling	Embutox ⁺ Eptam ²	Trifluralin ²⁺			Embutox ⁺		Embutox ⁺
	Established	Reglone ³		Reglone ³	Reglone ³		Reglone ³	
Sainfoin	Seedling	Basagran ^{1,5}	Trifluralin ²⁺		Basagran ⁵		Basagran ⁵	
	Established							

+ Other similar products can be found listed under this product.

- ¹ Suppression only
- ² Pre-crop emergence herbicide
- ³ Used as crop desiccant
- ⁴ Under irrigation only
- ⁵ Seed production only
- ⁶ Forage production only
- ⁷ Underseeding only

Check individual herbicides for grazing or feed restrictions

Herbicide Selector Chart – Forage Legumes

Crop	Crop Stage	Tall Buttercup	Toadflax	Wild Buckwheat		Wild Oats	
Alfalfa	Seedling	Basagran Tropotox Plus ^{1,5+}	Amitrol 240 ⁶	Edge ^{2,5} Embutox ⁺ Odyssey ⁵	Pardner ⁵⁺ Trifluralin ²⁺	Avadex BW ^{2,7} Edge ^{1,2,5} Eptam ² Liquid Achieve SC ⁷⁺	MicroActiv ^{2,7} Odyssey ⁵ Poast Ultra Select ⁺ Trifluralin ²⁺
	Established	Basagran	Amitrol 240 ⁶ Reglone ³	Odyssey ⁵ Pardner ⁵⁺	Princep ⁺ Reglone ³	Assure II ⁵⁺ Odyssey ⁵ Poast Ultra	Princep ⁺ Reglone ³
Alsike Clover	Seedling	Tropotox Plus ^{1,5+}	Amitrol 240 ⁶	Embutox ⁺	Trifluralin ²⁺	Assure II ⁵⁺ Avadex BW ^{2,7} Liquid Achieve SC ⁷⁺	MicroActiv ^{2,7} Poast Ultra Trifluralin ²⁺
	Established		Amitrol 240 ^{6*}			Poast Ultra	
Cicer Milk Vetch	Seedling			Trifluralin ²⁺		Eptam ^{2,5} Poast Ultra	Trifluralin ²⁺
	Established					Poast Ultra	
Red Clover	Seedling	MCPA amine Tropotox Plus ^{1,5+}	Amitrol 240 ⁶	Trifluralin ²⁺		Assure II ⁵⁺ Avadex BW ^{2,7}	Liquid Achieve SC ⁷⁺ MicroActiv ^{2,7} Trifluralin ²⁺
	Established	MCPA amine	Amitrol 240 ⁶ Reglone ³	Reglone ³		Reglone ³	
Sweet Clover	Seedling		Amitrol 240 ⁶	Trifluralin ²⁺		Assure II ⁵⁺ Avadex BW ^{2,7} Eptam ^{2,5}	Liquid Achieve SC ⁷⁺ MicroActiv ^{2,7} Poast Ultra Trifluralin ²⁺
	Established		Amitrol 240 ⁶			Poast Ultra	
White Clover	Seedling	Tropotox Plus ^{1,5+}	Amitrol 240 ⁶	Embutox ⁺		Assure II ⁵⁺ Avadex BW ⁷	Liquid Achieve SC ⁷⁺ MicroActiv ^{2,7}
	Established		Amitrol 240 ⁶ Reglone ³	Reglone ³		Reglone ³	
Bird's-foot Trefoil	Seedling			Embutox ⁺	Trifluralin ²⁺	Assure II ⁵⁺ Avadex BW ^{2,7} Eptam ²	Liquid Achieve SC ⁷⁺ MicroActiv ^{2,7} Trifluralin ²⁺
	Established		Reglone ³	Princep ⁺	Reglone ³	Princep ⁺	Reglone ³
Sainfoin	Seedling			Trifluralin ²⁺		Assure II ⁵⁺ Liquid Achieve SC ⁷⁺	Poast Ultra Trifluralin ²⁺
	Established					Poast Ultra	

+ Other similar products can be found listed under this product.

- ¹ Suppression only
- ² Pre-crop emergence herbicide
- ³ Used as crop desiccant
- ⁴ Under irrigation only
- ⁵ Seed production only
- ⁶ Forage production only
- ⁷ Underseeding only

Check individual herbicides for grazing or feed restrictions

Herbicide Selector Chart – Forage Grasses

Crop	Crop Stage	Annual Smartweed					Barnyard Grass
Meadow Bromegrass	Seedling	Attain XC ⁵⁺ Deploy ⁺	MCPA	Prestige XC ⁵	Refine SG	Spectrum ⁵	
	Established	Attain XC ⁵⁺ Deploy ⁺	Infinity MCPA ¹	Prestige XC ⁵ Refine SG	Spectrum ⁵	Target ⁸⁺	
Smooth Bromegrass	Seedling	Banvel II ⁺ Basagran ⁵	Buctril M ⁵⁺ Deploy ⁺ 2,4-D	MCPA ¹	Pardner ⁵⁺ Prestige XC ⁵	Refine SG Spectrum ⁵ Target ⁸⁺	
	Established	Deploy ⁺ 2,4-D	MCPA ¹ Prestige XC ⁵	Refine SG	Spectrum ⁵	Target ⁸⁺	
Crested Wheatgrass	Seedling	Attain XC ⁵⁺ Banvel II ⁺ Basagran ⁵⁺	Buctril M ⁵⁺ Deploy ⁺	2,4-D	MCPA ¹ Pardner ⁵⁺ Prestige XC ⁵	Refine SG Spectrum ⁵ Target ⁸⁺	
	Established	Ally ⁺ Attain XC ⁵⁺	Deploy ⁺ 2,4-D MCPA ¹	Prestige XC ⁵	Refine SG Spectrum ⁵	Target ⁸⁺	
Intermediate Wheatgrass	Seedling	Attain XC ⁵⁺ Banvel II ⁺	Buctril M ⁵ Deploy ⁺	2,4-D MCPA ¹	Pardner ⁵⁺ Prestige XC ⁵	Refine SG Spectrum ⁵ Target ⁸⁺	
	Established	Ally ⁺ Attain XC ⁵⁺	Deploy ⁺ 2,4-D	MCPA ¹ Prestige XC ⁵	Refine SG Spectrum ⁵	Target ⁸⁺	
Creeping Red Fescue	Seedling	Banvel II ⁺ Basagran ⁵⁺	Buctril M ⁵⁺ Deploy ⁺ 2,4-D	MCPA ¹	Pardner ⁵⁺ Refine SG	Spectrum ⁵ Target ⁸⁺	Poast Ultra ⁵
	Established	Ally ⁺ Attain XC ⁵⁺	Banvel II ⁺ Deploy ⁺ 2,4-D	Infinity MCPA ¹ Prestige XC ⁵	Refine SG Spectrum ⁵	Target ⁸⁺	Assure II ⁵⁺ Poast Ultra ⁵
Tall Fescue	Seedling	Attain XC ⁵⁺ Banvel II ⁺	Buctril M ⁵ Deploy 2,4-D	Infinity MCPA ¹		Refine SG Spectrum ⁵	
	Established	Attain XC ⁵⁺ Deploy ⁺	2,4-D MCPA ¹	Prestige XC ⁵ Refine SG	Spectrum ⁵	Target ⁸⁺	
Orchard Grass	Seedling	Banvel II ⁺ Basagran ⁵⁺	Buctril M ⁵⁺ Deploy ⁺ 2,4-D	MCPA ¹	Pardner ⁵⁺	Refine SG Target ⁸⁺	
	Established	Ally ⁺	Deploy ⁺ 2,4-D	MCPA ¹	Refine SG	Target ⁸⁺	
Timothy	Seedling	Attain XC ⁵⁺ Banvel II ⁺ Basagran ⁵⁺	Buctril M ⁵⁺ Curtail M	2,4-D Frontline XL ⁺ MCPA ¹	Pardner ⁵⁺ Prestige XC ⁵	Spectrum ⁵ Target ⁸⁺	
	Established	Ally ⁺ Attain XC ⁵⁺ Buctril M ⁺	Curtail M 2,4-D	MCPA ¹	Prestige XC ⁵ Spectrum ⁵	Target ⁸⁺	
Hay and Grazing	With Legumes			Embutox ^{5,1+}			
	No Legumes		2,4-D	Embutox ¹⁺	MCPA ¹		

+ Other similar products can be found listed under this product.

- ¹ Suppression only
- ² Pre-plant incorporate treatment
- ³ Used as crop desiccant
- ⁴ Under irrigation only
- ⁵ Seed production only
- ⁶ Spot treatment only
- ⁷ Underseeding only
- ⁸ Forage production only
- ⁹ Fall application only

Herbicide Selector Chart – Forage Grasses

Crop	Crop Stage	Bluebur			Burdock
Meadow Bromegrass	Seedling	Attain XC ⁵⁺ MCPA	OcTTain ⁵		Attain XC ⁵⁺ OcTTain ⁵
	Established	Attain XC ⁵⁺			Attain XC ⁵⁺ OcTTain ⁵
Smooth Bromegrass	Seedling	Attain XC ⁵⁺ Buctril M ⁵⁺	2,4-D MCPA	Pardner ⁵⁺	Attain XC ⁵⁺ MCPA OcTTain ⁵
	Established	Attain XC ⁵⁺ 2,4-D	MCPA		Attain XC ⁵⁺ MCPA OcTTain ⁵
Crested Wheatgrass	Seedling	Attain XC ⁵⁺ Buctril M ⁵⁺	2,4-D MCPA	OcTTain ⁵ Pardner ⁵⁺	Attain XC ⁵⁺ MCPA OcTTain ⁵
	Established	Ally ⁺ Attain XC ⁵⁺	2,4-D MCPA	OcTTain ⁵	Attain XC ⁵⁺ MCPA OcTTain ⁵
Intermediate Wheatgrass	Seedling	Attain XC ⁵⁺ Buctril M ⁵⁺	2,4-D MCPA	OcTTain ⁵ Pardner ⁵⁺	Attain XC ⁵⁺ MCPA OcTTain ⁵
	Established	Ally ⁺ Attain XC ⁵⁺	2,4-D MCPA	OcTTain ⁵	Attain XC ⁵⁺ MCPA OcTTain ⁵
Creeping Red Fescue	Seedling	Attain XC ⁵⁺ Buctril M ⁵⁺	2,4-D MCPA	OcTTain ⁵ Pardner ⁵⁺	Attain XC ⁵⁺ MCPA OcTTain ⁵
	Established	Ally ⁺ 2,4-D	MCPA	OcTTain ⁵	Attain XC ⁵⁺ MCPA OcTTain ⁵
Tall Fescue	Seedling	Attain XC ⁵⁺ Buctril M ⁵⁺	2,4-D MCPA	OcTTain ⁵ Pardner ⁵⁺	Attain XC ⁵⁺ OcTTain ⁵
	Established	Ally ⁺	Attain XC ⁵⁺ 2,4-D	MCPA OcTTain ⁵	Attain XC ⁵⁺ OcTTain ⁵
Orchard Grass	Seedling	Buctril M ⁵⁺ 2,4-D	MCPA	Pardner ⁵⁺	
	Established	Attain XC ⁵⁺	2,4-D	MCPA	
Timothy	Seedling	Attain XC ⁵⁺ Buctril M ⁵⁺	MCPA OcTTain ⁵	Pardner ⁵⁺	Attain XC ⁵⁺ MCPA OcTTain ⁵
	Established	Ally ⁺ Attain XC ⁵⁺	Buctril M ⁺ 2,4-D	MCPA OcTTain ⁵	Attain XC ⁵⁺ MCPA OcTTain ⁵
Hay and Grazing	With Legumes				
	No Legumes	2,4-D	MCPA		Grazon MCPA

+ Other similar products can be found listed under this product.

- ¹ Suppression only
- ² Pre-plant incorporate treatment
- ³ Used as crop desiccant
- ⁴ Under irrigation only
- ⁵ Seed production only
- ⁶ Spot treatment only
- ⁷ Underseeding only
- ⁸ Forage production only
- ⁹ Fall application only

Herbicide Selector Chart – Forage Grasses

Crop	Crop Stage	Canada Thistle				
Meadow Bromegrass	Seedling	Attain XC ^{1,5+} Deploy ¹⁺	Prestige XC ⁵	OcTTain ^{5,1}	Refine SG ¹	Spectrum ⁵
	Established	Attain XC ^{1,5+} Deploy ¹⁺	Glyphosate ⁶ Infinity ¹	Prestige XC ⁵ Refine SG ¹	Spectrum ⁵ Target ⁸⁺	OcTTain ^{5,1}
Smooth Bromegrass	Seedling	Attain XC ^{1,5+} Banvel II ¹⁺ Basagran ^{1,5+}	Buctril M ^{1,5+} Deploy ¹⁺ 2,4-D ¹	Glyphosate ^{6*} Lontrel MCPA ¹	OcTTain ^{5,1} Prestige XC ⁵ Refine SG ¹	Spectrum ⁵ Target ^{1,8+}
	Established	Attain XC ^{1,5+} Deploy ¹⁺ 2,4-D ¹	Glyphosate ^{6*} Lontrel Infinity ¹	MCPA ¹ OcTTain ^{5,1} Prestige XC ⁵	Refine SG ¹ Spectrum ⁵	Target ^{1,8+}
Crested Wheatgrass	Seedling	Attain XC ^{1,5+} Banvel II ^{1,5+} Basagran ^{1,5+}	Buctril M ^{1,5+} Deploy ¹⁺ 2,4-D ¹	Glyphosate ^{6*} Lontrel MCPA ¹	OcTTain ^{5,1} Prestige XC ⁵ Refine SG ¹	Spectrum ⁵ Target ^{1,8+}
	Established	Ally ¹⁺ Attain XC ^{1,5+} Deploy ¹⁺	2,4-D ¹ Glyphosate ^{6*} Lontrel	MCPA ¹ OcTTain ^{5,1} Prestige XC ⁵	Refine SG ¹ Spectrum ⁵	Target ^{1,8+}
Intermediate Wheatgrass	Seedling	Attain XC ^{1,5+} Banvel II ¹⁺ Buctril M ^{1,5+}	Deploy ¹⁺ 2,4-D ¹ Glyphosate ^{6*}	Lontrel MCPA ¹ OcTTain ^{5,1}	Prestige XC ⁵ Refine SG ¹	Spectrum ⁵ Target ^{1,8+}
	Established	Ally ¹⁺ Attain XC ^{1,5+} Deploy ¹⁺	2,4-D ¹ Glyphosate ^{6*} Lontrel	MCPA ¹ OcTTain ^{5,1} Prestige XC ⁵	Refine SG ¹ Spectrum ⁵	Target ^{1,8+}
Creeping Red Fescue	Seedling	Attain XC ^{1,5+} Banvel II ¹⁺ Basagran ^{1,5+}	Buctril M ^{1,5+} Deploy ¹⁺ 2,4-D ¹	Lontrel MCPA ¹ Glyphosate ^{6*}	OcTTain ^{5,1} Prestige XC ⁵ Refine SG ¹	Spectrum ⁵ Target ^{1,8+}
	Established	Ally ¹⁺ Attain XC ^{1,5+} Banvel II ¹⁺	Deploy ¹⁺ 2,4-D ¹ Glyphosate ^{6*}	Lontrel MCPA ¹ OcTTain ^{5,1}	Prestige XC ⁵ Refine SG ¹	Spectrum ⁵ Target ^{1,8+}
Tall Fescue	Seedling	Attain XC ^{1,5+} Banvel II ¹⁺	Buctril M ^{1,5+} Deploy ¹⁺	2,4-D ¹ Glyphosate ^{6*}	Lontrel OcTTain ^{5,1}	Refine SG ¹ Spectrum ⁵
	Established	Attain XC ^{1,5+} Deploy ¹⁺ 2,4-D ¹	Glyphosate ^{6*} Lontrel	OcTTain ^{5,1} Prestige XC ⁵	Refine SG ¹ Spectrum ⁵	Target ^{1,8+}
Orchard Grass	Seedling	Banvel II ¹⁺ Basagran ^{1,5+}	Buctril M ^{1,5+} Deploy ¹⁺	2,4-D ¹ Glyphosate ^{6*}	Lontrel Refine SG ¹	Target ^{1,8+}
	Established	Ally ¹⁺	Deploy ¹⁺ 2,4-D ¹	Glyphosate ^{6*} Lontrel	Refine SG ¹	Target ^{1,8+}
Timothy	Seedling	Attain XC ^{1,5+} Banvel II ¹⁺ Basagran ^{1,5+}	Buctril M ^{1,5+} Curtail M 2,4-D ¹	Infinity ^{4,5} Lontrel Glyphosate ^{6*}	OcTTain ^{5,1} MCPA ¹ Prestige XC ⁵	Spectrum ⁵ Target ^{1,8+}
	Established	Ally ¹⁺ Attain XC ^{1,5+} Buctril M ¹⁺	Curtail M 2,4-D ¹ Glyphosate ^{6*}	Lontrel MCPA ¹ OcTTain ^{5,1}	Prestige XC ⁵ Spectrum ⁵	Target ^{1,8+}
Hay and Grazing	With Legumes	Amitrol 240 ⁶	Embutox ¹⁺	Tropotox Plus ¹⁺		
	No Legumes	Amitrol 240 ⁶ 2,4-D	Escort ¹ Embutox ¹⁺	Grazon Lontrel	MCPA ¹ Tordon 22K	Tropotox Plus ¹⁺

+ Other similar products can be found listed under this product.

- ¹ Suppression only
- ² Pre-plant incorporate treatment
- ³ Used as crop desiccant
- ⁴ Under irrigation only
- ⁵ Seed production only
- ⁶ Spot treatment only
- ⁷ Underseeding only
- ⁸ Forage production only
- ⁹ Fall application only

* Glyphosate-based chemicals are Credit, Factor, Glyphos, Maverick, Roundup Transorb HC, Roundup WeatherMax, R/T 540, Sharpshooter Plus, Touchdown, Vantage Plus Max

Herbicide Selector Chart – Forage Grasses

Crop	Crop Stage	Cleavers			Clovers	Common Chickweed	
Meadow Bromegrass	Seedling	Attain XC ⁵⁺ Deploy ¹⁺	OcTTain ⁵ Prestige XC ⁵	Refine SG ¹ Spectrum ⁵	Lontrel	Attain XC ⁵⁺ Deploy ⁺ OcTTain ⁵	Prestige XC ^{1.5} Refine SG Spectrum ⁵
	Established	Attain XC ⁵⁺ Deploy ¹⁺ Infinity ¹ OcTTain ⁵	Prestige XC ⁵ Refine SG ¹ Spectrum ⁵	Target ⁸⁺	Lontrel	Attain XC ⁵⁺ Deploy ⁺ OcTTain ⁵	Prestige XC ^{1.5} Refine SG Spectrum ⁵
Smooth Bromegrass	Seedling	Attain XC ⁵⁺ Banvel II ⁺ Basagran ⁵	Deploy ¹⁺ Prestige XC ⁵ Refine SG ¹	Spectrum ⁵ Target ⁸⁺	Lontrel	Attain XC ⁵⁺ Basagran ⁵ Deploy ⁺	Prestige XC ^{1.5} Refine SG Spectrum ⁵
	Established	Attain XC ⁵⁺ Deploy ¹⁺ Infinity ¹	OcTTain ⁵ Prestige XC ⁵ Refine SG ¹	Spectrum ⁵ Target ⁸⁺	Lontrel	Attain XC ⁵⁺ Deploy ⁺ Infinity OcTTain ⁵	Prestige XC ^{1.5} Refine SG Spectrum ⁵
Crested Wheatgrass	Seedling	Attain XC ⁵⁺ Banvel II ⁺ Basagran ⁵⁺ Deploy ¹⁺	OcTTain ⁵ Prestige XC ⁵ Refine SG ¹	Spectrum ⁵ Target ⁸⁺	Lontrel	Attain XC ⁵⁺ Basagran ⁵⁺ Deploy ⁺ OcTTain ⁵	Prestige XC ^{1.5} Refine SG Spectrum ⁵
	Established	Attain XC ⁵⁺ Deploy ¹⁺ OcTTain ⁵	Prestige XC ⁵ Refine SG ¹	Spectrum ⁵ Target ⁸⁺	Lontrel	Attain XC ⁵⁺ Ally ⁺ Deploy ⁺ OcTTain ⁵	Prestige XC ^{1.5} Refine SG Spectrum ⁵
Intermediate Wheatgrass	Seedling	Attain XC ⁵⁺ Banvel II ⁺ Deploy ¹⁺	OcTTain ⁵ Prestige XC ⁵ Refine SG ¹	Spectrum ⁵ Target ⁸⁺	Lontrel	Attain XC ⁵⁺ Deploy ⁺ OcTTain ⁵	Prestige XC ^{1.5} Refine SG Spectrum ⁵
	Established	Attain XC ⁵⁺ Deploy ¹⁺ OcTTain ⁵	Prestige XC ⁵ Refine SG ¹ Spectrum ⁵	Target ⁸⁺	Lontrel	Ally ⁺ Attain XC ⁵⁺ Deploy ⁺	OcTTain ⁵ Prestige XC ^{1.5} Refine SG Spectrum ⁵
Creeping Red Fescue	Seedling	Attain XC ⁵⁺ Banvel II ⁺ Basagran ⁵⁺ OcTTain ⁵	Deploy ¹⁺ Prestige XC ⁵ Refine SG ¹	Spectrum ⁵ Target ⁸⁺	Banvel II ⁺ Lontrel	Attain XC ⁵⁺ Basagran ⁵⁺ Deploy ⁺ OcTTain ⁵	Prestige XC ^{1.5} Refine SG Spectrum ⁵
	Established	Attain XC ⁵⁺ Deploy ¹⁺ OcTTain ⁵	Infinity Prestige XC ⁵ Refine SG ¹	Spectrum ⁵ Target ⁸⁺	Banvel II ⁺ Lontrel	Ally ⁺ Attain XC ⁵⁺ Deploy ⁺ Infinity	OcTTain ⁵ Prestige XC ^{1.5} Refine SG Spectrum ⁵
Tall Fescue	Seedling	Attain XC ⁵⁺ OcTTain ⁵	Deploy ¹⁺ Refine SG ¹	Spectrum ⁵	Lontrel	Attain XC ⁵⁺ Deploy ⁺ OcTTain ⁵	Refine SG Spectrum ⁵
	Established	Attain XC ⁵⁺ Deploy ¹⁺ Prestige XC ⁵	Refine SG ¹ Spectrum ⁵	OcTTain ⁵ Target ⁸⁺	Lontrel	Attain XC ⁵⁺ Deploy ⁺ OcTTain ⁵	Prestige XC ^{1.5} Refine SG Spectrum ⁵
Orchard Grass	Seedling	Banvel II ⁺ Basagran ⁵⁺	Deploy ¹⁺ Refine SG ¹	Target ⁸⁺	Lontrel	Basagran ⁵ Deploy ⁺	Refine SG
	Established	Deploy ¹⁺	Refine Extra ¹	Target ⁸⁺	Lontrel	Ally ⁺ Deploy ⁺	Refine SG
Timothy	Seedling	Attain XC ⁵⁺ Banvel II ⁺ Basagran ⁵⁺	Infinity ⁵ Prestige XC ⁵ Spectrum ⁵	Target ⁸⁺ OcTTain ⁵	Lontrel (Alsike only)	Attain XC ⁵⁺ Basagran ⁵ Infinity ⁵	OcTTain ⁵ Prestige XC ^{1.5} Spectrum ⁵
	Established	Attain XC ⁵⁺ Prestige XC ⁵	Spectrum ⁵	Target ⁸⁺	Lontrel (Alsike only)	Attain XC ⁵⁺ Prestige XC ^{1.5}	Spectrum ⁵
Hay and Grazing	With Legumes						
	No Legumes				Grazon		

+ Other similar products can be found listed under this product.

- ¹ Suppression only
- ² Pre-plant incorporate treatment
- ³ Used as crop desiccant
- ⁴ Under irrigation only
- ⁵ Seed production only
- ⁶ Spot treatment only
- ⁷ Underseeding only
- ⁸ Forage production only
- ⁹ Fall application only

Herbicide Selector Chart – Forage Grasses

Crop	Crop Stage	Common Groundsel			Common Ragweed		
Meadow Bromegrass	Seedling	Deploy ⁺	Prestige XC ⁵	Refine SG	Attain XC ⁵⁺	MCPA	OcTTain ⁵
	Established	Deploy ⁺	Prestige XC ⁵	Refine SG	Attain XC ⁵⁺ MCPA	Infinity OcTTain ⁵	Target ⁸⁺
Smooth Bromegrass	Seedling	Basagran ⁵ Buctril M ⁵⁺ Deploy ⁺	Lontrel Pardner ⁵⁺ Prestige XC ⁵	Refine SG	Attain XC ⁵⁺ Buctril M ⁵	MCPA	Target ⁸⁺
	Established	Deploy ⁺ Lontrel	Prestige XC ⁵	Refine SG	Attain XC ⁵⁺ MCPA	Infinity OcTTain ⁵	Target ⁸⁺
Crested Wheatgrass	Seedling	Basagran ⁵ Buctril M ⁵⁺ Deploy ⁺	Lontrel Pardner ⁵⁺ Prestige XC ⁵	Refine SG	Attain XC ⁵⁺ Buctril M ⁵⁺	MCPA OcTTain ⁵	Target ⁸⁺
	Established	Ally ⁺ Deploy ⁺	Lontrel Prestige XC ⁵	Refine SG	Attain XC ⁵⁺ MCPA	OcTTain ⁵	Target ⁸⁺
Intermediate Wheatgrass	Seedling	Buctril M ⁵⁺ Deploy ⁺	Lontrel Prestige XC ⁵	Refine SG	Attain XC ⁵⁺ Buctril M ⁵	OcTTain ⁵	Target ⁸⁺
	Established	Ally ⁺ Deploy ⁺	Lontrel Prestige XC ⁵	Refine SG	Attain XC ⁵⁺ MCPA	OcTTain ⁵	Target ⁸⁺
Creeping Red Fescue	Seedling	Basagran ⁵ Buctril M ⁵⁺ Deploy ⁺	Lontrel Pardner ⁵⁺ Prestige XC ⁵	Refine SG	Attain XC ⁵⁺ Buctril M ⁵⁺	MCPA OcTTain ⁵	Target ⁸⁺
	Established	Ally ⁺ Basagran ⁵	Deploy ⁺ Lontrel	Prestige XC ⁵ Refine SG	Attain XC ⁵⁺ MCPA	OcTTain ⁵	Target ⁸⁺
Tall Fescue	Seedling	Buctril M ⁵⁺ Deploy ⁺	Lontrel	Refine SG	Attain XC ⁵⁺	Buctril M ⁵⁺	MCPA OcTTain ⁵
	Established	Deploy ⁺ Lontrel	Prestige XC ⁵	Refine SG	Attain XC ⁵⁺ MCPA	OcTTain ⁵	Target ⁸⁺
Orchard Grass	Seedling	Basagran ⁵ Buctril M ⁵⁺	Deploy ⁺ Lontrel	Pardner ⁵⁺ Refine SG	Buctril M ⁵⁺	MCPA	Target ⁸⁺
	Established	Ally ⁺ Basagran ⁵	Deploy ⁺ Lontrel	Refine SG	MCPA	Target ⁸⁺	
Timothy	Seedling	Basagran ⁵ Buctril M ⁵⁺	Curtail M Lontrel	Pardner ⁵⁺ Prestige XC ⁵	Attain XC ⁵⁺ Banvel II ⁺ Buctril M ⁵⁺	Infinity ⁵ MCPA OcTTain ⁵	Target ⁸⁺
	Established	Ally ⁺ Basagran ⁵	Buctril M ⁺ Curtail M	Lontrel Prestige XC ⁵	Attain XC ⁵⁺ Buctril M ⁺	Infinity ⁵ OcTTain ⁵	MCPA Target ⁸⁺
Hay and Grazing	With Legumes				Tropotox Plus ⁺		
	No Legumes	Lontrel			Grazon	MCPA	Tropotox Plus ⁺

⁺ Other similar products can be found listed under this product.

- ¹ Suppression only
- ² Pre-plant incorporate treatment
- ³ Used as crop desiccant
- ⁴ Under irrigation only
- ⁵ Seed production only
- ⁶ Spot treatment only
- ⁷ Underseeding only
- ⁸ Forage production only
- ⁹ Fall application only

Herbicide Selector Chart – Forage Grasses

Crop	Crop Stage	Corn Spurry		Cow Cockle			
Meadow Bromegrass	Seedling	Deploy ⁺	Refine SG	Deploy ⁺	Refine SG		
	Established	Deploy ⁺ Refine SG	Target ⁸⁺	Deploy ⁺	Refine SG Target ⁸⁺		
Smooth Bromegrass	Seedling	Banvel II ⁺ Basagran ⁵ Deploy ⁺	Refine SG Target ⁸⁺	Banvel II ⁺ Buctril M ⁵⁺	Deploy ⁺ Pardner ⁵⁺	Refine SG	Target ⁸⁺
	Established	Deploy ⁺ Refine SG	Target ⁸⁺	Deploy ⁺	Refine SG Target ⁸⁺		
Crested Wheatgrass	Seedling	Banvel II ⁺ Basagran ⁵ Deploy ⁺	Refine SG Target ⁸⁺	Banvel II ⁺ Buctril M ⁵⁺	Deploy ⁺ Pardner ⁵⁺	Refine SG	Target ⁸⁺
	Established	Ally ⁺ Deploy ⁺	Refine SG Target ⁸⁺	Ally ⁺	Deploy ⁺	Refine SG	Target ⁸⁺
Intermediate Wheatgrass	Seedling	Banvel II ⁺ Deploy ⁺	Refine SG Target ⁸⁺	Banvel II ⁺ Buctril M ⁵⁺	Deploy ⁺ Pardner ⁵⁺	Refine SG	Target ⁸⁺
	Established	Ally ⁺ Deploy ⁺	Refine SG Target ⁸⁺	Ally ⁺	Deploy ⁺	Refine SG	Target ⁸⁺
Creeping Red Fescue	Seedling	Banvel II ⁵⁺ Basagran ⁵ Deploy ⁺	Refine SG Target ⁸⁺	Banvel II ⁵⁺ Buctril M ⁵⁺	Deploy ⁺ Pardner ⁵⁺	Refine SG	Target ⁸⁺
	Established	Ally ⁺ Banvel II ⁺ Deploy ⁺	Refine SG Target ⁸⁺	Ally ⁺ Banvel II ⁺	Deploy ⁺	Refine SG	Target ⁸⁺
Tall Fescue	Seedling	Banvel II ⁺ Deploy ⁺	Refine SG	Banvel II ⁺	Buctril M ⁵⁺	Deploy ⁺	Refine SG
	Established	Deploy ⁺ Refine SG	Target ⁸⁺	Deploy ⁺	Refine SG	Target ⁸⁺	
Orchard Grass	Seedling	Banvel II ⁺ Basagran ⁵ Deploy ⁺	Refine SG Target ⁸⁺	Banvel II ⁺ Buctril M ⁵⁺	Deploy ⁺ Pardner ⁵⁺	Refine SG	Target ⁸⁺
	Established	Ally ⁺ Deploy ⁺	Refine SG Target ⁸⁺	Ally ⁺	Deploy ⁺	Refine SG	Target ⁸⁺
Timothy	Seedling	Banvel II ⁺ Basagran ⁵	Target ⁸⁺	Banvel II ⁺	Buctril M ⁵⁺	Pardner ⁵⁺	Target ⁸⁺
	Established	Ally ⁺	Target ⁸⁺	Ally ⁺	Target ⁸⁺		
Hay and Grazing	With Legumes						
	No Legumes	Banvel II ⁺		Banvel II ⁺			

+ Other similar products can be found listed under this product.

- ¹ Suppression only
- ² Pre-plant incorporate treatment
- ³ Used as crop desiccant
- ⁴ Under irrigation only
- ⁵ Seed production only
- ⁶ Spot treatment only
- ⁷ Underseeding only
- ⁸ Forage production only
- ⁹ Fall application only

Herbicide Selector Chart – Forage Grasses

Crop	Crop Stage	Dandelion			Field Bindweed		
Meadow Bromegrass	Seedling	Attain XC ⁵⁺ MCPA ¹	OcTTain ⁵ Prestige XC ⁵	Spectrum ⁵	Attain XC ⁵⁺	Glyphosate ^{6*}	OcTTain ⁵
	Established	Attain XC ⁵⁺ MCPA ¹	Infinity ¹ OcTTain ⁵	Prestige XC ⁵ Spectrum ⁵	Attain XC ⁵⁺ Glyphosate ^{6*}	OcTTain ⁵	Target ^{1,8+}
Smooth Bromegrass	Seedling	Attain XC ⁵⁺ 2,4-D ¹	MCPA ¹ OcTTain ⁵	Prestige XC ⁵ Spectrum ⁵	Attain XC ⁵⁺ Basagran ^{1,5} 2,4-D ¹	Glyphosate ^{6*} MCPA ¹ OcTTain ⁵	Target ^{1,8+}
	Established	Attain XC ⁵⁺ 2,4-D ¹ MCPA ¹	OcTTain ⁵ Prestige XC ⁵	Infinity ¹ Spectrum ⁵	Attain XC ⁵⁺ 2,4-D ¹	Glyphosate ^{6*} OcTTain ⁵	MCPA ¹
Crested Wheatgrass	Seedling	Attain XC ⁵⁺ 2,4-D ¹	MCPA ¹ OcTTain ⁵	Prestige XC ⁵ Spectrum ⁵	Attain XC ⁵⁺ Basagran ^{1,5} 2,4-D ¹	Glyphosate ^{6*} MCPA ¹ OcTTain ⁵	Target ^{1,8+}
	Established	Attain XC ⁵⁺ 2,4-D ¹	MCPA ¹ Prestige XC ⁵	Spectrum ⁵	Attain XC ⁵⁺ 2,4-D ¹	Glyphosate ^{6*} MCPA ¹	OcTTain ⁵
Intermediate Wheatgrass	Seedling	Attain XC ⁵⁺ 2,4-D ¹	MCPA ¹ OcTTain ⁵	Prestige XC ⁵ Spectrum ⁵	Attain XC ⁵⁺ 2,4-D ¹	Glyphosate ^{6*} MCPA ¹	OcTTain ⁵
	Established	Attain XC ⁵⁺ 2,4-D ¹	MCPA ¹ OcTTain ⁵	Prestige XC ⁵ Spectrum ⁵	Attain XC ⁵⁺ 2,4-D ¹	Glyphosate ^{6*} MCPA ¹	OcTTain ⁵ Target ^{1,8+}
Creeping Red Fescue	Seedling	Attain XC ⁵⁺ 2,4-D ¹	MCPA ¹ OcTTain ⁵	Prestige XC ⁵ Spectrum ⁵	Attain XC ⁵⁺ Basagran ^{1,5} 2,4-D ¹	Glyphosate ^{6*} MCPA ¹	OcTTain ⁵ Target ^{1,8+}
	Established	Attain XC ⁵⁺ 2,4-D ¹	MCPA ¹ OcTTain ⁵	Spectrum ⁵	Attain XC ⁵⁺ 2,4-D ¹	OcTTain ⁵	Glyphosate ^{6*} MCPA ¹
Tall Fescue	Seedling	Attain XC ⁵⁺ 2,4-D ¹	MCPA ¹ OcTTain ⁵	Spectrum ⁵	Attain XC ⁵⁺ 2,4-D ¹	Glyphosate ^{6*} OcTTain ⁵	MCPA ¹
	Established	Attain XC ⁵⁺ 2,4-D ¹	MCPA ¹ OcTTain ⁵	Prestige XC ⁵ Spectrum ⁵	Attain XC ⁵⁺ 2,4-D ¹	Glyphosate ^{6*} MCPA ¹	OcTTain ⁵ Target ^{1,8+}
Orchard Grass	Seedling	2,4-D ¹	MCPA ¹		Basagran ^{1,5} 2,4-D ¹	Glyphosate ^{6*} MCPA ¹	Target ^{1,8}
	Established	2,4-D ¹	MCPA ¹		2,4-D ¹ Glyphosate ^{6*}	MCPA ¹	Target ^{1,8+}
Timothy	Seedling	Attain XC ⁵⁺ Curtail M 2,4-D ¹	MCPA ¹ OcTTain ⁵	Prestige XC ⁵ Spectrum ⁵	Attain XC ⁵⁺ Basagran ^{1,5} 2,4-D ¹	Glyphosate ^{6*} MCPA ¹	OcTTain ⁵ Target ^{1,8+}
	Established	Ally ³ Attain XC ⁵⁺ Curtail M	MCPA ¹ OcTTain ⁵	Prestige XC ⁵ Spectrum ⁵	Attain XC ⁵⁺ 2,4-D ¹	Glyphosate ^{6*} MCPA ¹	OcTTain ⁵
Hay and Grazing	With Legumes	Amitrol 240 ⁶		Embutox ¹⁺			Tropotox Plus ¹⁺
	No Legumes	Amitrol 240 ⁶ Embutox ¹⁺	Escort 2,4-D ¹	Grazon MCPA ¹	Banvel II ⁺ 2,4-D ¹	Embutox ¹⁺ MCPA ¹	Tordon 22K Tropotox Plus ¹⁺

+ Other similar products can be found listed under this product.

- ¹ Suppression only
- ² Pre-plant incorporate treatment
- ³ Used as crop desiccant
- ⁴ Under irrigation only
- ⁵ Seed production only
- ⁶ Spot treatment only
- ⁷ Underseeding only
- ⁸ Forage production only
- ⁹ Fall application only

Herbicide Selector Chart – Forage Grasses

Crop	Crop Stage	Flixweed (seedlings)				Green Foxtail
Meadow Bromegrass	Seedling	Attain XC ⁵⁺ Deploy ⁺	MCPA OcTTain ⁵	Prestige XC ⁵ Refine SG	Spectrum ⁵	
	Established	Attain XC ⁵⁺ Deploy ⁺	MCPA Infinity	Prestige XC ⁵ Refine SG	Spectrum ⁵ Target ⁸⁺	
Smooth Bromegrass	Seedling	Attain XC ⁵⁺ Buctril M ⁵⁺ Deploy ⁺	2,4-D MCPA	OcTTain ⁵ Prestige XC ⁵ Refine SG	Spectrum ⁵ Target ⁸⁺	
	Established	Attain XC ⁵⁺ Deploy ⁺ 2,4-D	Infinity MCPA OcTTain ⁵	Prestige XC ⁵ Refine SG Spectrum ⁵	Target ⁸⁺	Liquid Achieve SC ⁵⁺
Crested Wheatgrass	Seedling	Attain XC ⁵⁺ Buctril M ⁵⁺ Deploy ⁺	2,4-D MCPA OcTTain ⁵	Prestige XC ⁵ Refine SG Spectrum ⁵	Target ⁸⁺	
	Established	Ally ⁺ Attain XC ⁵⁺ Deploy ⁺	2,4-D MCPA OcTTain ⁵	Prestige XC ⁵ Refine SG Spectrum ⁵	Target ⁸⁺	Liquid Achieve SC ⁺
Intermediate Wheatgrass	Seedling	Attain XC ⁵⁺ Buctril M ⁵⁺ MCPA	Deploy ⁺ 2,4-D	Prestige XC ⁵ Refine SG	Spectrum ⁵ Target ⁸⁺	
	Established	Ally ⁺ Attain XC ⁵⁺ Deploy ⁺	2,4-D MCPA OcTTain ⁵	Prestige XC ⁵ Refine SG Spectrum ⁵	Target ⁸⁺	
Creeping Red Fescue	Seedling	Attain XC ⁵⁺ Buctril M ⁵⁺ Deploy ⁺	2,4-D MCPA OcTTain ⁵	Prestige XC ⁵ Refine SG	Spectrum ⁵ Target ⁸⁺	Poast Ultra ⁵
	Established	Ally ⁺ Attain XC ⁵⁺ Deploy ⁺	2,4-D OcTTain ⁵ MCPA	Prestige XC ⁵ Refine SG	Spectrum ⁵ Target ⁸⁺	Assure II ⁵⁺ Poast Ultra ⁵
Tall Fescue	Seedling	Attain XC ⁵⁺ Buctril M ⁵⁺	Deploy ⁺ 2,4-D	MCPA OcTTain ⁵	Refine SG Spectrum ⁵	
	Established	Attain XC ⁵⁺ Deploy ⁺ 2,4-D	MCPA OcTTain ⁵	Prestige XC ⁵ Refine SG	Spectrum ⁵ Target ⁸⁺	
Orchard Grass	Seedling	Buctril M ⁵⁺ Deploy ⁺	2,4-D MCPA	Refine SG	Target ⁸⁺	
	Established	Ally ⁺ Deploy ⁺	2,4-D MCPA	Refine SG	Target ⁸⁺	
Timothy	Seedling	Attain XC ⁵⁺ Curtail M Buctril M ⁵⁺	2,4-D Infinity ⁵ MCPA	OcTTain ⁵ Prestige XC ⁵	Spectrum ⁵ Target ⁸⁺	
	Established	Ally ⁵⁺ Attain XC ⁵⁺ Buctril M ⁺	Curtail M 2,4-D MCPA	OcTTain ⁵ Prestige XC ⁵	Spectrum ⁵ Target ⁸⁺	
Hay and Grazing	With Legumes					
	No Legumes	2,4-D	MCPA			

+ Other similar products can be found listed under this product.

- ¹ Suppression only
- ² Pre-plant incorporate treatment
- ³ Used as crop desiccant
- ⁴ Under irrigation only
- ⁵ Seed production only
- ⁶ Spot treatment only
- ⁷ Underseeding only
- ⁸ Forage production only
- ⁹ Fall application only

Herbicide Selector Chart – Forage Grasses

Crop	Crop Stage	Hemp-nettle			Kochia			
Meadow Bromegrass	Seedling	Attain XC ^{1,5+} Deploy ⁺ MCPA ¹	OcTTain ⁵ Prestige XC ^{1,5}	Refine SG Spectrum ⁵	Attain XC ⁵⁺ Deploy ⁺	MCPA OcTTain ⁵	Prestige XC ⁵ Refine SG [†]	
	Established	Attain XC ^{1,5+} Deploy ⁺ Infinity	MCPA ¹ OcTTain ⁵ Prestige XC ^{1,5} Refine SG	Spectrum ⁵ Target ⁸⁺	Attain XC ⁵⁺ Deploy ⁺	Infinity MCPA	OcTTain ⁵ Prestige XC ⁵	Refine SG [†] Target ⁸⁺
Smooth Bromegrass	Seedling	Attain XC ^{1,5+} Banvel II ⁺ Deploy ⁺	MCPA ¹ OcTTain ⁵ Prestige XC ^{1,5}	Refine SG Spectrum ⁵ Target ⁸⁺	Attain XC ⁵⁺ Buctril M ⁵⁺ Deploy ⁺	2,4-D OcTTain ⁵ Pardner ⁵⁺	Prestige XC ⁵ Refine SG [†] Target ⁸⁺	MCPA
	Established	Attain XC ^{1,5+} Deploy ⁺ Infinity	MCPA ¹ OcTTain ⁵ Prestige XC ^{1,5} Refine SG	Spectrum ⁵ Target ⁸⁺	Attain XC ⁵⁺ Deploy ⁺	2,4-D MCPA	OcTTain ⁵ Prestige XC ⁵	Refine SG [†] Target ⁸⁺
Crested Wheatgrass	Seedling	Attain XC ^{1,5+} Banvel II ⁺ Deploy ⁺	MCPA ¹ OcTTain ⁵ Prestige XC ^{1,5} Refine SG	Spectrum ⁵ Target ⁸⁺	Attain XC ⁵⁺ Buctril M ⁵⁺ Deploy ⁺	2,4-D MCPA OcTTain ⁵	Pardner ⁵⁺ Prestige XC ⁵ Refine SG [†]	Target ⁸⁺
	Established	Ally ⁺ Attain XC ^{1,5+} Deploy ⁺	MCPA ¹ OcTTain ⁵ Prestige XC ^{1,5} Refine SG	Spectrum ⁵ Target ⁸⁺	Ally ⁺ Attain XC ⁵⁺ Deploy ⁺	2,4-D MCPA OcTTain ⁵	Prestige XC ⁵ Refine SG [†] Target ⁸⁺	
Intermediate Wheatgrass	Seedling	Attain XC ^{1,5+} Banvel II ⁺ Deploy ⁺	MCPA ¹ OcTTain ⁵ Prestige XC ^{1,5}	Refine SG Spectrum ⁵ Target ⁸⁺	Attain XC ⁵⁺ Buctril M ⁵⁺ Deploy ⁺	2,4-D MCPA OcTTain ⁵	Pardner ⁵⁺ Prestige XC ⁵ Refine SG [†]	Target ⁸⁺
	Established	Ally ⁺ Attain XC ^{1,5+} Deploy ⁺	MCPA ¹ OcTTain ⁵ Prestige XC ^{1,5}	Refine SG Spectrum ⁵ Target ⁸⁺	Ally ⁺ Attain XC ⁵⁺ Deploy ⁺	2,4-D MCPA OcTTain ⁵	Prestige XC ⁵ Refine SG [†] Target ⁸⁺	
Creeping Red Fescue	Seedling	Attain XC ^{1,5+} Banvel II ⁺ Deploy ⁺	MCPA ¹ OcTTain ⁵ Prestige XC ^{1,5}	Refine SG Spectrum ⁵ Target ⁸⁺	Attain XC ⁵⁺ Buctril M ⁵⁺ Deploy ⁺	2,4-D MCPA OcTTain ⁵	Pardner ⁵⁺ Prestige XC ⁵ Refine SG [†]	Target ⁸⁺
	Established	Ally ⁺ Attain XC ^{1,5+} Deploy ⁺	MCPA ¹ OcTTain ⁵ Prestige XC ^{1,5}	Refine SG Spectrum ⁵ Target ⁸⁺	Ally ⁺ Attain XC ⁵⁺ Deploy ⁺	Infinity 2,4-D MCPA	OcTTain ⁵ Prestige XC ⁵ Refine SG [†]	Target ⁸⁺
Tall Fescue	Seedling	Attain XC ^{1,5+} Banvel II ⁺ Deploy ⁺	MCPA ¹ OcTTain ⁵	Refine SG Spectrum ⁵	Attain XC ⁵⁺ Buctril M ⁵⁺	Deploy ⁺ 2,4-D	MCPA OcTTain ⁵	Refine SG [†]
	Established	Attain XC ^{1,5+} Deploy ⁺ MCPA ¹	OcTTain ⁵ Prestige XC ^{1,5} Refine SG	Spectrum ⁵ Target ⁸⁺	Attain XC ⁵⁺ Deploy ⁺	2,4-D MCPA	OcTTain ⁵ Prestige XC ⁵	Refine SG [†] Target ⁸⁺
Orchard Grass	Seedling	Banvel II ⁺ Deploy ⁺	MCPA ¹ Refine SG	Target ⁸⁺	Buctril M ⁵⁺ Deploy ⁺	2,4-D MCPA	Pardner ⁵⁺ Refine SG [†]	Target ⁸⁺
	Established	Ally ⁺ Deploy ⁺	MCPA ¹ Refine SG	Target ⁸⁺	Ally ⁺ Deploy ⁺	2,4-D MCPA	Refine SG [†] Target ⁸⁺	
Timothy	Seedling	Attain XC ^{1,5+} Banvel II ⁺ Infinity ⁵	MCPA ¹ OcTTain ⁵ Prestige XC ^{1,5}	Spectrum ⁵ Target ⁸⁺	Attain XC ⁵⁺ Buctril M ⁵⁺	Curtail M ¹ 2,4-D	Infinity ⁵ OcTTain ⁵	Prestige XC ⁵ Target ⁸⁺
	Established	Ally ⁺ Attain XC ^{1,5+}	MCPA ¹ Prestige XC ^{1,5}	Spectrum ⁵ Target ⁸⁺	Ally ⁺ Attain XC ⁵⁺ Buctril M ⁺	Curtail M ¹ 2,4-D	MCPA OcTTain ⁵	Prestige XC ⁵ Target ⁸⁺
Hay and Grazing	With Legumes	Tropotox Plus ¹⁺						
	No Legumes	MCPA ¹	Tropotox Plus ¹⁺		2,4-D	Escort	MCPA	

+ Other similar products can be found listed under this product.

¹ Suppression only

² Pre-plant incorporate treatment

³ Used as crop desiccant

⁴ Under irrigation only

⁵ Seed production only

⁶ Spot treatment only

⁷ Underseeding only

⁸ Forage production only

⁹ Fall application only

[†] 90% of kochia-surveyed fields have resistance to Group 2 herbicides such as these products. Use herbicides from another herbicide group to control kochia.

Herbicide Selector Chart – Forage Grasses

Crop	Crop Stage	Lamb's-quarters				
Meadow Bromegrass	Seedling	Attain XC ⁵⁺ Deploy ⁺	MCPA	Prestige XC ⁵	Refine SG	Spectrum ⁵
	Established	Attain XC ⁵⁺ Deploy ⁺	Infinity MCPA	OcTTain ⁵ Prestige XC ⁵	Refine SG Spectrum ⁵	Target ⁸⁺
Smooth Bromegrass	Seedling	Attain XC ⁵⁺ Basagran ⁵ Buctril M ⁵⁺	Deploy ⁺ 2,4-D MCPA	OcTTain ⁵ Pardner ⁵⁺ Prestige XC ⁵	Refine SG Spectrum ⁵	Target ⁸⁺
	Established	Attain XC ⁵⁺ Deploy ⁺	2,4-D Infinity	MCPA OcTTain ⁵	Prestige XC ⁵ Refine SG	Spectrum ⁵ Target ⁸⁺
Crested Wheatgrass	Seedling	Attain XC ⁵⁺ Basagran ⁵ Buctril M ⁵⁺	Deploy ⁺ 2,4-D MCPA	OcTTain ⁵ Pardner ⁵⁺	Prestige XC ⁵ Refine SG	Spectrum ⁵ Target ⁸⁺
	Established	Ally ¹⁺ Attain XC ⁵⁺	Deploy ⁺ 2,4-D	MCPA OcTTain ⁵	Prestige XC ⁵ Refine SG	Spectrum ⁵ Target ⁸⁺
Intermediate Wheatgrass	Seedling	Attain XC ⁵⁺ Buctril M ⁵⁺ Deploy ⁺	2,4-D OcTTain ⁵	MCPA Pardner ⁵⁺	Prestige XC ⁵ Refine SG	Spectrum ⁵ Target ⁸⁺
	Established	Ally ¹⁺ Attain XC ⁵⁺	Deploy ⁺ 2,4-D	MCPA OcTTain ⁵	Prestige XC ⁵ Refine SG	Spectrum ⁵ Target ⁸⁺
Creeping Red Fescue	Seedling	Attain XC ⁵⁺ Basagran ⁵ Buctril M ⁵⁺	Deploy ⁺ 2,4-D MCPA	OcTTain ⁵ Prestige XC ⁵	Refine SG Spectrum ⁵	Target ⁸⁺ Pardner ⁵⁺
	Established	Ally ¹⁺ Attain XC ⁵⁺ Banvel II ⁺	2,4-D Deploy ⁺ MCPA	OcTTain ⁵ Prestige XC ⁵	Refine SG Spectrum ⁵	Target ⁸⁺
Tall Fescue	Seedling	Attain XC ⁵⁺ Buctril M ⁵⁺	Deploy ⁺ 2,4-D	MCPA OcTTain ⁵	Refine SG	Spectrum ⁵
	Established	Attain XC ⁵⁺ Deploy ⁺	2,4-D MCPA	OcTTain ⁵ Prestige XC ⁵	Refine SG Spectrum ⁵	Target ⁸⁺
Orchard Grass	Seedling	Basagran ⁵ Buctril M ⁵⁺	Deploy ⁺ 2,4-D	MCPA Pardner ⁵⁺	Refine SG	Target ⁸⁺
	Established	Ally ¹⁺ Deploy ⁺	2,4-D	MCPA	Refine SG	Target ⁸⁺
Timothy	Seedling	Attain XC ⁵⁺ Basagran ⁵ Buctril M ⁵⁺	Curtail M 2,4-D Infinity ⁵	MCPA OcTTain ⁵ Pardner ⁵⁺	Prestige XC ⁵ Spectrum ⁵	Target ⁸⁺
	Established	Ally ⁺ Buctril M ⁵⁺	2,4-D Curtail M	MCPA OcTTain ⁵	Prestige XC ⁵ Spectrum ⁵	Target ⁸⁺
Hay and Grazing	With Legumes	Embutox ⁺	Tropotox Plus ⁺			
	No Legumes	2,4-D	Embutox ⁺	MCPA	Tropotox Plus ⁺	

+ Other similar products can be found listed under this product.

- ¹ Suppression only
- ² Pre-plant incorporate treatment
- ³ Used as crop desiccant
- ⁴ Under irrigation only
- ⁵ Seed production only
- ⁶ Spot treatment only
- ⁷ Underseeding only
- ⁸ Forage production only
- ⁹ Fall application only

Herbicide Selector Chart – Forage Grasses

Crop	Crop Stage	Leafy Spurge		Mustards			
Meadow Bromegrass	Seedling	Attain XC ⁵⁺ ¹ MCPA ¹	OcTTain ^{5,1}	Attain XC ⁵⁺ MCPA	OcTTain ⁵	Spectrum ⁵	
	Established	Attain XC ⁵⁺ ¹ MCPA ¹	OcTTain ^{5,1}	Attain XC ⁵⁺ MCPA	OcTTain ⁵	Spectrum ⁵	
Smooth Bromegrass	Seedling	Attain XC ⁵⁺ ¹ 2,4-D ¹	MCPA ¹ OcTTain ^{5,1}	Attain XC ⁵⁺ Basagran ⁵	Buctril M ⁵⁺ 2,4-D	MCPA Pardner ⁵⁺	Spectrum ⁵ Target ⁸⁺
	Established	Attain XC ⁵⁺ ¹ 2,4-D ¹	MCPA ¹ OcTTain ^{5,1}	Attain XC ⁵⁺ 2,4-D	MCPA OcTTain ^{5,1}	Spectrum ⁵	Target ⁸⁺
Crested Wheatgrass	Seedling	Attain XC ⁵⁺ ¹ 2,4-D ¹	MCPA ¹ OcTTain ^{5,1}	Attain XC ⁵⁺ Basagran ⁵ Buctril M ⁵⁺	2,4-D MCPA OcTTain ⁵	Pardner ⁵⁺ Spectrum ⁵	Target ⁸⁺
	Established	Attain XC ⁵⁺ ¹ 2,4-D ¹	MCPA ¹ OcTTain ^{5,1}	Ally ⁺ Attain XC ⁵⁺	2,4-D MCPA	OcTTain ⁵ Spectrum ⁵	Target ⁸⁺
Intermediate Wheatgrass	Seedling	Attain XC ⁵⁺ ¹ 2,4-D ¹	MCPA ¹ OcTTain ^{5,1}	Attain XC ⁵⁺ Buctril M ⁵⁺	2,4-D MCPA	OcTTain ⁵ Pardner ⁵⁺	Spectrum ⁵ Target ⁸⁺
	Established	Attain XC ⁵⁺ ¹ 2,4-D ¹	MCPA ¹ OcTTain ^{5,1}	Ally ⁺ Attain XC ⁵⁺	MCPA OcTTain ⁵	Spectrum ⁵	Target ⁸⁺
Creeping Red Fescue	Seedling	Attain XC ⁵⁺ ¹ 2,4-D ¹	MCPA ¹ OcTTain ^{5,1}	Attain XC ⁵⁺ Basagran ⁵ Buctril M ⁵⁺	2,4-D MCPA OcTTain ⁵	Pardner ⁵⁺ Spectrum ⁵	Target ⁸⁺
	Established	Attain XC ⁵⁺ ¹ 2,4-D ¹	MCPA ¹ OcTTain ^{5,1}	Ally ⁺ Attain XC ⁵⁺	2,4-D MCPA	OcTTain ⁵ Spectrum ⁵	Target ⁸⁺
Tall Fescue	Seedling	Attain XC ⁵⁺ ¹ 2,4-D ¹	MCPA ¹ OcTTain ^{5,1}	Attain XC ⁵⁺ Buctril M ⁵⁺	2,4-D MCPA	OcTTain ⁵	Spectrum ⁵
	Established	Attain XC ⁵⁺ ¹ 2,4-D ¹	MCPA ¹ OcTTain ^{5,1}	Attain XC ⁵⁺ 2,4-D	MCPA OcTTain ⁵	Spectrum ⁵	Target ⁸⁺
Orchard Grass	Seedling	2,4-D ¹ MCPA ¹		Basagran ⁵ Buctril M ⁵⁺	2,4-D MCPA	Pardner ⁵⁺	Target ⁸⁺
	Established	2,4-D ¹ MCPA ¹		Ally ⁺	2,4-D	MCPA	Target ⁸⁺
Timothy	Seedling	Attain XC ⁵⁺ ¹ 2,4-D ¹	MCPA ¹ OcTTain ^{5,1}	Attain XC ⁵⁺ Basagran ⁵ Buctril M ⁵⁺	Curtail M 2,4-D Infinity ⁵	MCPA OcTTain ⁵ Pardner ⁵⁺	Spectrum ⁵ Target ⁸⁺
	Established	Attain XC ⁵⁺ 2,4-D ¹	MCPA ¹ OcTTain ^{5,1}	Attain XC ⁵⁺ Buctril M ⁺	Curtail M 2,4-D	MCPA Spectrum ⁵	Target ⁸⁺
Hay and Grazing	With Legumes	Amitrol 240 ⁶		Embutox ⁺	Tropotox Plus ⁺		
	No Legumes	Amitrol 240 ⁶ 2,4-D ¹	MCPA ¹ Tordon 22K	Embutox ⁺	2,4-D	MCPA	Tropotox Plus ⁺

+ Other similar products can be found listed under this product.

- ¹ Suppression only
- ² Pre-plant incorporate treatment
- ³ Used as crop desiccant
- ⁴ Under irrigation only
- ⁵ Seed production only
- ⁶ Spot treatment only
- ⁷ Underseeding only
- ⁸ Forage production only
- ⁹ Fall application only

Herbicide Selector Chart – Forage Grasses

Crop	Crop Stage	Narrow-leaved Hawk's-beard		Night-flowering Catchfly		
Meadow Bromegrass	Seedling	Deploy ⁺	Refine SG			
	Established	Deploy ⁺	Refine SG	Target ⁸⁺		
Smooth Bromegrass	Seedling	Deploy ⁺	2,4-D ¹ Refine SG	Buctril M ⁵⁺	Pardner ⁵⁺	Target ⁸⁺
	Established	Deploy ⁺ 2,4-D ¹	Infinity Refine SG	Target ⁸⁺		
Crested Wheatgrass	Seedling	Deploy ⁺ 2,4-D ¹	Refine SG	Buctril M ⁵⁺	Pardner ⁺	Target ⁸⁺
	Established	Ally ⁺ Deploy ⁺	2,4-D ¹ Refine SG	Target ⁸⁺		
Intermediate Wheatgrass	Seedling	Deploy ⁺ 2,4-D ¹	Refine SG	Buctril M ⁵⁺	Pardner ⁵⁺	Target ⁸⁺
	Established	Ally ⁺ Deploy ⁺	2,4-D ¹ Refine SG	Target ⁸⁺		
Creeping Red Fescue	Seedling	Deploy ⁺ 2,4-D ¹	Refine SG	Buctril M ⁵⁺	Pardner ⁵⁺	Target ⁸⁺
	Established	Ally ⁺ Deploy ⁺ 2,4-D ¹	Infinity Refine SG	Target ⁸⁺		
Tall Fescue	Seedling	Deploy ⁺ 2,4-D ¹	Refine SG	Buctril M ⁵⁺		
	Established	Deploy ⁺ 2,4-D ¹	Refine SG	Target ⁸⁺		
Orchard Grass	Seedling	Deploy ⁺ 2,4-D ¹	Refine SG	Buctril M ⁵⁺	Pardner ⁵⁺	Target ⁸⁺
	Established	Ally ⁺ Deploy ⁺	2,4-D ¹ Refine SG	Target ⁸⁺		
Timothy	Seedling	Infinity ⁵	2,4-D ¹	Buctril M ⁵⁺	Pardner ⁵⁺	Target ⁸⁺
	Established	Ally ⁸⁺ Infinity ⁵	2,4-D ¹	Buctril M ⁵	Target ⁸⁺	
Hay and Grazing	With Legumes		Embutox ⁺ (all fall applied)			
	No Legumes	2,4-D ¹	Embutox ⁺ (all fall applied)			

⁺ Other similar products can be found listed under this product.

- ¹ Suppression only
- ² Pre-plant incorporate treatment
- ³ Used as crop desiccant
- ⁴ Under irrigation only
- ⁵ Seed production only
- ⁶ Spot treatment only
- ⁷ Underseeding only
- ⁸ Forage production only
- ⁹ Fall application only

Herbicide Selector Chart – Forage Grasses

Crop	Crop Stage	Perennial Sow-thistle				Plantain	Prickly Lettuce
Meadow Bromegrass	Seedling	Attain XC ^{1,5+} Glyphosate ⁶⁺	OcTTain ^{1,5}	Prestige XC ⁵	Spectrum ^{1,5}		MCPA
	Established	Attain XC ^{1,5+} Glyphosate ⁶⁺	Infinity ¹ OcTTain ^{1,5}	Prestige XC ⁵ Spectrum ^{1,5}	Target ^{1,8+}		MCPA
Smooth Bromegrass	Seedling	Attain XC ^{1,5+} Banvel II ¹⁺ Buctril M ^{1,5+}	2,4-D ¹ Glyphosate ⁶⁺ Lontrel	OcTTain ^{1,5} Prestige XC ⁵	Spectrum ^{1,5} Target ^{1,8+}		MCPA
	Established	Attain XC ^{1,5+} 2,4-D ¹ Glyphosate ⁶⁺	Lontrel MCPA ¹ OcTTain ^{1,5}	Infinity ¹ Prestige XC ⁵ Spectrum ^{1,5}	Target ^{1,8+}		MCPA
Crested Wheatgrass	Seedling	Attain XC ^{1,5+} Banvel II ¹⁺ Buctril M ^{1,5+}	2,4-D ¹ Glyphosate ⁶⁺ OcTTain ^{1,5}	Lontrel Prestige XC ⁵ Spectrum ^{1,5}	Target ^{1,8+}		MCPA
	Established	Ally ¹⁺ Attain XC ^{1,5+} 2,4-D ¹	Glyphosate ⁶⁺ Lontrel MCPA ¹	Prestige XC ⁵ Spectrum ^{1,5}	Target ^{1,8+}		MCPA
Intermediate Wheatgrass	Seedling	Attain XC ^{1,5+} Banvel II ¹⁺ Buctril M ^{1,5+}	2,4-D ¹ Glyphosate ⁶⁺ OcTTain ^{1,5}	Lontrel Prestige XC ⁵	Spectrum ^{1,5} Target ^{1,8+}		MCPA
	Established	Ally ¹⁺ Attain XC ^{1,5+} 2,4-D ¹	Glyphosate ⁶⁺ Lontrel MCPA ¹	Prestige XC ⁵ Spectrum ^{1,5}	Target ^{1,8+} OcTTain ^{1,5}		MCPA
Creeping Red Fescue	Seedling	Attain XC ^{1,5+} Banvel II ¹⁺ Buctril M ^{1,5+}	2,4-D ¹ Glyphosate ⁶⁺ OcTTain ^{1,5}	Lontrel Prestige XC ⁵	Spectrum ^{1,5} Target ^{1,8+}		MCPA
	Established	Ally ¹⁺ Attain XC ^{1,5+} Banvel II ¹⁺	2,4-D ¹ Glyphosate ⁶⁺ Infinity ¹	Lontrel MCPA ¹ OcTTain ^{1,5}	Prestige XC ⁵ Spectrum ^{1,5} Target ^{1,8+}		MCPA
Tall Fescue	Seedling	Attain XC ^{1,5+} Banvel II ¹⁺	Buctril M ^{1,5+} 2,4-D ¹	Glyphosate ⁶⁺ Lontrel	OcTTain ^{1,5} Spectrum ^{1,5}		MCPA
	Established	Attain XC ^{1,5+} 2,4-D ¹	Glyphosate ⁶⁺ Lontrel	OcTTain ^{1,5} Prestige XC ⁵	Spectrum ^{1,5} Target ^{1,8+}		MCPA
Orchard Grass	Seedling	Banvel II ¹⁺ Buctril M ^{1,5+}	2,4-D ¹ Glyphosate ⁶⁺	Lontrel	Target ^{1,8+}		MCPA
	Established	Ally ¹⁺ 2,4-D ¹	Glyphosate ⁶⁺	Lontrel	Target ^{1,8+}		MCPA
Timothy	Seedling	Attain XC ^{1,5+} Banvel II ¹⁺ Buctril M ^{1,5+}	Curtail M 2,4-D ¹ Glyphosate ⁶⁺	Infinity ^{1,5} Lontrel OcTTain ^{1,5}	Prestige XC ⁵ Spectrum ^{1,5} Target ^{1,8+}		MCPA
	Established	Ally ¹⁺ Attain XC ^{1,5+} Buctril M ¹⁺	Curtail M 2,4-D ¹ Glyphosate ⁶⁺	Lontrel MCPA ¹ OcTTain ^{1,5}	Prestige XC ⁵ Spectrum ^{1,5} Target ^{1,8+}		MCPA
Hay and Grazing	With Legumes	Amitrol 240 ⁶	Embutox ¹⁺	Glyphosate ⁶⁺	Tropotox Plus ¹⁺	Tropotox Plus ¹⁺	
	No Legumes	Amitrol 240 ⁶ 2,4-D ¹ Escort ¹	Embutox ¹⁺ Glyphosate ⁶⁺	Lontrel MCPA ¹	Tropotox Plus ¹⁺ Tordon 22K	Grazon Tropotox Plus ¹⁺	Grazon MCPA

+ Other similar products can be found listed under this product.

- ¹ Suppression only
- ² Pre-plant incorporate treatment
- ³ Used as crop desiccant
- ⁴ Under irrigation only
- ⁵ Seed production only
- ⁶ Spot treatment only
- ⁷ Underseeding only
- ⁸ Forage production only
- ⁹ Fall application only

Herbicide Selector Chart – Forage Grasses

Crop	Crop Stage	Quack Grass		Redroot Pigweed			
Meadow Bromegrass	Seedling			Attain XC ⁵⁺ Deploy ⁺	OcTTain ⁵	Prestige XC ⁵ Refine SG	Spectrum ⁵
	Established			Attain XC ⁵⁺ Deploy ⁺	Infinity OcTTain ⁵	Prestige XC ⁵ Refine SG	Spectrum ⁵ Target ⁸⁺
Smooth Bromegrass	Seedling	Glyphosate ⁶⁺		Attain XC ⁵⁺ Basagran ⁵ Buctril M ⁵⁺	Deploy ⁺ 2,4-D OcTTain ⁵	Prestige XC ⁵ Refine SG	Spectrum ⁵ Target ⁸⁺
	Established	Glyphosate ⁶⁺		Attain XC ⁵⁺ Deploy ⁺ 2,4-D	Infinity MCPA ¹ OcTTain ⁵	Prestige XC ⁵ Refine SG	Spectrum ⁵ Target ⁸⁺
Crested Wheatgrass	Seedling	Glyphosate ⁶⁺		Attain XC ⁵⁺ Basagran ^{1,5}	Buctril M ⁵⁺ Deploy ⁺	2,4-D OcTTain ⁵	Prestige XC ⁵ Refine SG Spectrum ⁵ Target ⁸⁺
	Established	Glyphosate ⁶⁺		Ally ⁺ Attain XC ⁵⁺	Deploy ⁺ 2,4-D	MCPA ¹ OcTTain ⁵	Prestige XC ⁵ Refine SG Spectrum ⁵ Target ⁸⁺
Intermediate Wheatgrass	Seedling	Glyphosate ⁶⁺		Attain XC ⁵⁺	Buctril M ⁵⁺ Deploy ⁺	2,4-D OcTTain ⁵	Prestige XC ⁵ Refine SG Spectrum ⁵ Target ⁸⁺
	Established	Glyphosate ⁶⁺		Ally ⁺ Attain XC ⁵⁺	Deploy ⁺ 2,4-D	MCPA ¹ OcTTain ⁵	Prestige XC ⁵ Refine SG Spectrum ⁵ Target ⁸⁺
Creeping Red Fescue	Seedling	Glyphosate ⁶⁺ Poast Ultra ⁵		Attain XC ⁵⁺ Basagran ^{1,5}	Buctril M ⁵ Deploy ⁺	2,4-D OcTTain ⁵	Prestige XC ⁵ Refine SG Spectrum ⁵ Target ⁸⁺
	Established	Assure II ⁵⁺ Glyphosate ⁶⁺ Poast Ultra ⁵		Ally ⁺ Attain XC ⁵⁺ Basagran ^{1,5}	Deploy ⁺ 2,4-D Infinity	MCPA ¹ OcTTain ⁵ Prestige XC ⁵	Refine SG Spectrum ⁵ Target ⁸⁺
Tall Fescue	Seedling	Glyphosate ⁶⁺		Attain XC ⁵⁺ Buctril M ⁵⁺	Deploy ⁺ 2,4-D	OcTTain ⁵	Refine SG Spectrum ⁵
	Established	Glyphosate ⁶⁺		Attain XC ⁵⁺ Deploy ⁺	2,4-D OcTTain ⁵	Prestige XC ⁵ Refine SG	Spectrum ⁵ Target ⁸⁺
Orchard Grass	Seedling	Glyphosate ⁶⁺		Basagran ⁵ Buctril M ⁵⁺	Deploy ⁺	2,4-D	Refine SG Target ⁸⁺
	Established	Glyphosate ⁶⁺		Ally ⁺	Deploy ⁺	2,4-D	Refine SG Target ⁸⁺
Timothy	Seedling	Glyphosate ⁶⁺		Attain XC ⁵⁺ Basagran ⁵ Buctril M ⁵⁺	Curtail M 2,4-D Infinity ⁵	OcTTain ⁵ Pardner ⁵⁺	Prestige XC ⁵ Spectrum ⁵ Target ⁸⁺
	Established	Glyphosate ⁶⁺		Ally ⁺ Attain XC ⁵⁺ Basagran ^{1,5}	Buctril M ⁵⁺ Curtail M 2,4-D	MCPA ¹ OcTTain ⁵	Prestige XC ⁵ Spectrum ⁵ Target ⁸⁺
Hay and Grazing	With Legumes	Amitrol 240 ⁶ Glyphosate ⁶⁺		Embutox ⁺			Tropotox Plus ⁺
	No Legumes	Amitrol 240 ⁶ Glyphosate ⁶⁺		2,4-D	Embutox ⁺	MCPA	Tropotox Plus ⁺

+ Other similar products can be found listed under this product.

- ¹ Suppression only
- ² Pre-plant incorporate treatment
- ³ Used as crop desiccant
- ⁴ Under irrigation only
- ⁵ Seed production only
- ⁶ Spot treatment only
- ⁷ Underseeding only
- ⁸ Forage production only
- ⁹ Fall application only

Herbicide Selector Chart – Forage Grasses

Crop	Crop Stage	Russian Thistle				Scentless Chamomile (seedlings)		
Meadow Bromegrass	Seedling	Attain XC ⁵⁺	Deploy ⁺	OcTTain ⁵	Refine SG	Prestige XC ⁵		
	Established	Attain XC ⁵⁺ Deploy ⁺	Refine SG		Infinity ⁸	Target ³⁺	Prestige XC ⁵	
Smooth Bromegrass	Seedling	Attain XC ⁵⁺ Basagran ⁵ Buctril M ⁵⁺	Deploy ⁺ 2,4-D OcTTain ⁵	Pardner ⁵⁺ Refine SG	Target ³⁺	Buctril M ⁵⁺ Lontrel	Pardner ⁵⁺	Prestige XC ⁵
	Established	Attain XC ⁵⁺ Deploy ⁺	2,4-D Infinity	OcTTain ⁵ Refine SG	Target ³⁺	Lontrel	Prestige XC ⁵	
Crested Wheatgrass	Seedling	Attain XC ⁵⁺ Basagran ⁵ Buctril M ⁵⁺	Deploy ⁺ 2,4-D OcTTain ⁵	Pardner ⁵⁺ Refine SG	Target ³⁺	Buctril M ⁵⁺ Lontrel	Pardner ⁵⁺	Prestige XC ⁵
	Established	Ally ⁺ Attain XC ⁵⁺	Deploy ⁺ 2,4-D	OcTTain ⁵ Refine SG	Target ³⁺	Ally ⁺	Lontrel	Prestige XC ⁵
Intermediate Wheatgrass	Seedling	Attain XC ⁵⁺ Buctril M ⁵⁺	Deploy ⁺ 2,4-D	OcTTain ⁵ Pardner ⁵⁺	Refine SG Target ³⁺	Buctril M ⁵⁺ Lontrel	Lontrel Pardner ⁵	Prestige XC ⁵
	Established	Ally ⁺ Attain XC ⁵⁺	Deploy ⁺ 2,4-D	OcTTain ⁵ Refine SG	Target ³⁺	Ally ⁺	Lontrel	Prestige XC ⁵
Creeping Red Fescue	Seedling	Attain XC ⁵⁺ Basagran ⁵ Buctril M ⁵⁺	Deploy ⁺ 2,4-D OcTTain ⁵	Pardner ⁵⁺ Refine SG	Target ³⁺	Buctril M ⁵⁺ Lontrel	Pardner ⁵⁺	Prestige XC ⁵
	Established	Ally ⁺ Attain XC ⁵⁺	Deploy ⁺ 2,4-D	Infinity ⁸ OcTTain ⁵	Refine SG Target ³⁺	Ally ⁺	Lontrel	Prestige XC ⁵
Tall Fescue	Seedling	Attain XC ⁵⁺ Buctril M ⁵⁺	Deploy ⁺ 2,4-D	OcTTain ⁵	Refine SG	Buctril M ⁵⁺	Lontrel	
	Established	Attain XC ⁵⁺ Deploy ⁺	2,4-D OcTTain ⁵	Refine SG	Target ³⁺	Lontrel	Prestige XC ⁵	
Orchard Grass	Seedling	Basagran ⁵ Buctril M ⁵⁺	Deploy ⁺ 2,4-D	Pardner ⁵⁺ Refine SG	Target ³⁺	Buctril M ⁵⁺	Lontrel	Pardner ⁵⁺
	Established	Ally ⁺ Deploy ⁺	2,4-D	Refine SG	Target ³⁺	Ally ⁺	Lontrel	
Timothy	Seedling	Attain XC ⁵⁺ Basagran ⁵	Buctril M ⁵⁺ 2,4-D	OcTTain ⁵ Infinity ⁵	Pardner ⁵⁺ Target ³⁺	Buctril M ⁵⁺ Curtail M	Lontrel Pardner ⁵⁺	Prestige XC ⁵
	Established	Attain XC ⁵⁺	Buctril M ⁵⁺	2,4-D	Target ³⁺	Buctril M ⁺ Curtail M	Ally ³⁺ Lontrel	Prestige XC ⁵
Hay and Grazing	With Legumes							
	No Legumes	2,4-D	Escort	Target ³⁺		Escort	Lontrel	Tordon 22K

+ Other similar products can be found listed under this product.

- ¹ Suppression only
- ² Pre-plant incorporate treatment
- ³ Used as crop desiccant
- ⁴ Under irrigation only
- ⁵ Seed production only
- ⁶ Spot treatment only
- ⁷ Underseeding only
- ⁸ Forage production only
- ⁹ Fall application only

Herbicide Selector Chart – Forage Grasses

Crop	Crop Stage	Shepherd's-purse (seedlings)				
Meadow Bromegrass	Seedling	Attain XC ⁵⁺ Deploy ⁺	MCPA OcTTain ⁵	Prestige XC ⁵	Refine SG	Spectrum ⁵
	Established	Attain XC ⁵⁺ Deploy ⁺ Infinity	MCPA OcTTain ⁵	Prestige XC ⁵ Refine SG	Spectrum ⁵	Target ⁸⁺
Smooth Bromegrass	Seedling	Attain XC ⁵⁺ Basagran ⁵ Buctril M ⁵⁺	Deploy ⁺ 2,4-D	OcTTain ⁵ MCPA	Prestige XC ⁵ Refine SG	Spectrum ⁵ Target ⁸⁺
	Established	Attain XC ⁵⁺ Deploy ⁺	2,4-D Infinity	MCPA ⁵ OcTTain ⁵	Prestige XC Refine SG	Spectrum ⁵ Target ⁸⁺
Crested Wheatgrass	Seedling	Attain XC ⁵⁺ Basagran ⁵ Buctril M ⁵⁺	Deploy ⁺ 2,4-D	OcTTain ⁵ MCPA	Prestige XC ⁵ Refine SG	Spectrum ⁵ Target ⁸⁺
	Established	Ally ⁺ Attain XC ⁵⁺	Deploy ⁺ 2,4-D	MCPA OcTTain ⁵	Prestige XC ⁵ Refine SG	Spectrum ⁵ Target ⁸⁺
Intermediate Wheatgrass	Seedling	Attain XC ⁵⁺ Buctril M ⁵⁺	Deploy ⁺ 2,4-D	OcTTain ⁵ MCPA	Prestige XC ⁵ Refine SG	Spectrum ⁵ Target ⁸⁺
	Established	Ally ⁺ Attain XC ⁵⁺	Deploy ⁺ 2,4-D	MCPA OcTTain ⁵	Prestige XC ⁵ Refine SG	Spectrum ⁵ Target ⁸⁺
Creeping Red Fescue	Seedling	Attain XC ⁵⁺ Basagran ⁵ Buctril M ⁵⁺	Deploy ⁺ 2,4-D	OcTTain ⁵ MCPA	Prestige XC ⁵ Refine SG	Spectrum ⁵ Target ⁸⁺
	Established	Ally ⁺ Attain XC ⁵⁺ Deploy ⁺	2,4-D Infinity	MCPA OcTTain ⁵	Prestige XC ⁵ Refine SG	Spectrum ⁵ Target ⁸⁺
Tall Fescue	Seedling	Attain XC ⁵⁺ Buctril M ⁵⁺	Deploy ⁺ 2,4-D	MCPA OcTTain ⁵	Refine SG	Spectrum ⁵
	Established	Attain XC ⁵⁺ Deploy ⁺	2,4-D MCPA	OcTTain ⁵ Prestige XC ⁵	Refine SG Spectrum ⁵	Target ⁸⁺
Orchard Grass	Seedling	Basagran ⁵ Buctril M ⁵⁺	Deploy ⁺ 2,4-D	MCPA	Refine SG	Target ⁸⁺
	Established	Ally ⁺ Deploy ⁺	2,4-D	MCPA	Refine SG	Target ⁸⁺
Timothy	Seedling	Attain XC ⁵⁺ Basagran ⁵ Buctril M ⁵⁺	Curtail M 2,4-D	Infinity ⁵ MCPA	OcTTain ⁵ Prestige XC ⁵	Spectrum ⁵ Target ⁸⁺
	Established	Ally ⁺ Attain XC ⁵⁺	Buctril M ⁺ Curtail M	2,4-D MCPA	OcTTain ⁵ Prestige XC ⁵	Spectrum ⁵ Target ⁸⁺
Hay and Grazing	With Legumes	Embutox ⁺	Tropotox Plus ⁺			
	No Legumes	2,4-D	Embutox ⁺	MCPA	Tropotox Plus ⁺	

+ Other similar products can be found listed under this product.

- ¹ Suppression only
- ² Pre-plant incorporate treatment
- ³ Used as crop desiccant
- ⁴ Under irrigation only
- ⁵ Seed production only
- ⁶ Spot treatment only
- ⁷ Underseeding only
- ⁸ Forage production only
- ⁹ Fall application only

Herbicide Selector Chart – Forage Grasses

Crop	Crop Stage	Stinkweed (seedlings)					Tansy	Toadflax	
Meadow Bromegrass	Seedling	Attain XC ⁵⁺ Deploy ⁺	MCPA OcTTain ⁵	Prestige XC ⁵	Refine SG	Spectrum ⁵		Deploy ¹⁺ Glyphosate ^{6*}	Refine SG ¹
	Established	Attain XC ⁵⁺ Deploy ⁺	Infinity MCPA	OcTTain ⁵ Prestige XC ⁵	Refine SG Spectrum ⁵	Target ⁸⁺		Deploy ¹⁺ Glyphosate ^{6*}	Refine SG ¹
Smooth Bromegrass	Seedling	Attain XC ⁵⁺ Basagran ⁵ Buctril M ⁵⁺	Deploy ⁺ 2,4-D	MCPA Pardner ⁵⁺	Prestige XC ⁵ Refine SG	Spectrum ⁵ Target ⁸⁺		Deploy ¹⁺ Glyphosate ^{6*}	Refine SG ¹
	Established	Attain XC ⁵⁺ Deploy ⁺	2,4-D MCPA	Prestige XC ⁵ Refine SG	Spectrum ⁵	Target ⁸⁺		Deploy ¹⁺ Glyphosate ^{6*}	Refine SG ¹
Crested Wheatgrass	Seedling	Attain XC ⁵⁺ Basagran ⁵ Buctril M ⁵⁺	Deploy ⁺ 2,4-D OcTTain ⁵	MCPA Pardner ⁵⁺	Prestige XC ⁵ Refine SG	Spectrum ⁵ Target ⁸⁺		Deploy ¹⁺ Glyphosate ^{6*}	Refine SG ¹
	Established	Ally ⁺ Attain XC ⁵⁺	Deploy ⁺ 2,4-D	MCPA OcTTain ⁵	Prestige XC ⁵ Refine SG	Spectrum ⁵ Target ⁸⁺		Ally ¹⁺ Deploy ¹⁺	Glyphosate ^{6*} Refine SG ¹
Intermediate Wheatgrass	Seedling	Attain XC ⁵⁺ Buctril M ⁵⁺ Deploy ⁺	2,4-D MCPA	OcTTain ⁵ Pardner ⁵⁺	Prestige XC ⁵ Refine SG	Spectrum ⁵ Target ⁸⁺		Deploy ¹⁺ Glyphosate ^{6*}	Refine SG ¹
	Established	Ally ⁺ Attain XC ⁵⁺	Deploy ⁺ 2,4-D	MCPA OcTTain ⁵	Prestige XC ⁵ Refine SG	Spectrum ⁵ Target ⁸⁺		Ally ¹⁺ Deploy ¹⁺	Glyphosate ^{6*} Refine SG ¹
Creeping Red Fescue	Seedling	Attain XC ⁵⁺ Basagran ⁵ Buctril M ⁵⁺	Deploy ⁺ 2,4-D MCPA	OcTTain ⁵ Pardner ⁵⁺	Prestige XC ⁵ Refine SG	Spectrum ⁵ Target ⁸⁺		Deploy ¹⁺ Glyphosate ^{6*}	Refine SG ¹
	Established	Ally ⁺ Attain XC ⁵⁺	Deploy ⁺ 2,4-D	MCPA OcTTain ⁵	Prestige XC ⁵ Refine SG	Spectrum ⁵ Target ⁸⁺		Ally ¹⁺ Deploy ¹⁺	Glyphosate ^{6*} Refine SG ¹
Tall Fescue	Seedling	Attain XC ⁵⁺ Buctril M ⁵⁺	Deploy ⁺ 2,4-D	MCPA OcTTain ⁵	Refine SG	Spectrum ⁵		Deploy ¹⁺ Glyphosate ^{6*}	Refine SG ¹
	Established	Attain XC ⁵⁺ Deploy ⁺	2,4-D MCPA	OcTTain ⁵ Prestige XC ⁵	Refine SG Spectrum ⁵	Target ⁸⁺		Deploy ¹⁺ Glyphosate ^{6*}	Refine SG ¹
Orchard Grass	Seedling	Basagran ⁵ Buctril M ⁵⁺	Deploy ⁺ 2,4-D	MCPA Pardner ⁵⁺	Refine SG	Target ⁸⁺		Deploy ¹⁺ Glyphosate ^{6*}	Refine SG ¹
	Established	Ally ⁺ Deploy ⁺	2,4-D	MCPA	Refine SG	Target ⁸⁺		Ally ¹⁺ Deploy ¹⁺	Glyphosate ^{6*} Refine SG ¹
Timothy	Seedling	Attain XC ⁵⁺ Basagran ⁵ Buctril M ⁵⁺	Curtail M 2,4-D Infinity ⁵	MCPA OcTTain ⁵	Pardner ⁵⁺ Prestige XC ⁵	Spectrum ⁵ Target ⁸⁺		Glyphosate ^{6*}	
	Established	Ally ⁺ Attain XC ⁵⁺ Buctril M ⁺	Curtail M 2,4-D	MCPA OcTTain ⁵	Prestige XC ⁵ Spectrum ⁵	Target ⁸⁺		Ally ¹⁺ Glyphosate ^{6*}	
Hay and Grazing	With Legumes	Embutox ⁺	Tropotox Plus ⁺					Amitrol 240 ⁶	Glyphosate ^{6*}
	No Legumes	2,4-D Embutox ⁺	MCPA	Tropotox Plus ⁺			Escort	Amitrol 240 ⁶ Glyphosate ^{6*}	Tordon 22K

+ Other similar products can be found listed under this product.

¹ Suppression only

² Pre-plant incorporate treatment

³ Used as crop desiccant

⁴ Under irrigation only

⁵ Seed production only

⁶ Spot treatment only

⁷ Underseeding only

⁸ Forage production only

⁹ Fall application only

* Glyphosate-based chemicals are Cheminova Glyphosate, Clearout 4¹, Credit; Credit 45; Factor 540; Glyfos, Knockout, Maverick III; NuGlo; R/T 540; Roundup Transorb II; Roundup Ultra 2; Roundup Weather Max; Sharpshooter; Sharpshooter Plus; Touchdown iQ; Touchdown Total; Traxion; Vantage Plus Max II, Wise Up

Herbicide Selector Chart – Forage Grasses

Crop	Crop Stage	Wild Buckwheat					Wild Oats
Meadow Bromegrass	Seedling	Attain XC ⁵⁺ Deploy ⁺	2,4-D ¹ MCPA ¹	Prestige XC ⁵	Refine SG	Spectrum ⁵	
	Established	Attain XC ⁵⁺ Deploy ⁺	2,4-D ¹ Infinity	MCPA ¹ OcTTain ⁵	Prestige XC ⁵ Refine SG	Spectrum ⁵ Target ⁸⁺	
Smooth Bromegrass	Seedling	Attain XC ⁵⁺ Buctril M ⁵⁺ Deploy ⁺	2,4-D ^{1,5} Lontrel MCPA	OcTTain ⁵ Pardner ⁵⁺	Prestige XC ⁵ Refine SG	Spectrum ⁵ Target ⁸⁺	
	Established	Attain XC ⁵⁺ Deploy ⁺ 2,4-D ¹	Infinity Lontrel MCPA ¹	OcTTain ⁵ Prestige XC ⁵	Refine SG Spectrum ⁵	Target ⁸⁺	
Crested Wheatgrass	Seedling	Attain XC ⁵⁺ Banvel II ⁺ Buctril M ⁵⁺	Deploy ⁺ 2,4-D ¹ Lontrel	MCPA ¹ OcTTain ⁵ Pardner ⁵⁺	Prestige XC ⁵ Refine SG	Spectrum ⁵ Target ⁸⁺	
	Established	Ally ⁺ Attain XC ⁵⁺ Deploy ⁺	2,4-D ¹ Lontrel MCPA ¹	OcTTain ⁵ Prestige XC ⁵	Refine SG Spectrum ⁵	Target ⁸⁺	
Intermediate Wheatgrass	Seedling	Attain XC ⁵⁺ Banvel II ⁺ Buctril M ⁵⁺	Deploy ⁺ 2,4-D ¹ Lontrel	MCPA ¹ OcTTain ⁵ Pardner ⁵⁺	Prestige XC ⁵ Refine SG	Spectrum ⁵ Target ⁸⁺	
	Established	Ally ⁺ Attain XC ⁵⁺ Deploy ⁺	2,4-D ¹ Lontrel MCPA ¹	OcTTain ⁵ Prestige XC ⁵	Refine SG Spectrum ⁵	Target ⁸⁺	
Creeping Red Fescue	Seedling	Attain XC ⁵⁺ Banvel II ⁺ Buctril M ⁵⁺	Deploy ⁺ 2,4-D ¹ Lontrel	OcTTain ⁵ MCPA ¹ Pardner ⁵⁺	Prestige XC ⁵ Refine SG	Spectrum ⁵ Target ⁸⁺	Poast Ultra ⁵
	Established	Ally ⁺ Attain XC ⁵⁺ Banvel II ⁺	Deploy ⁺ 2,4-D ¹ Infinity	Lontrel MCPA ¹ OcTTain ⁵	Prestige XC ⁵ Refine SG	Spectrum ⁵ Target ⁸⁺	Assure II ⁵⁺ Poast Ultra ⁵
Tall Fescue	Seedling	Attain XC ⁵⁺ Banvel II ⁺	Buctril M ⁵⁺ Deploy ⁺	2,4-D ¹ Lontrel	MCPA ¹ OcTTain ⁵	Refine SG Spectrum ⁵	
	Established	Attain XC ⁵⁺ Deploy ⁺	2,4-D ¹ Lontrel	MCPA ¹ OcTTain ⁵	Prestige XC ⁵ Refine SG	Spectrum ⁵ Target ⁸⁺	
Orchard Grass	Seedling	Banvel II ⁺ Buctril M ⁵⁺	Deploy ⁺ 2,4-D ¹	Lontrel MCPA ¹	Pardner ⁵⁺ Refine SG	Target ⁸⁺	
	Established	Ally ⁺ Deploy ⁺	2,4-D ¹ Lontrel	MCPA ¹	Refine SG	Target ⁸⁺	
Timothy	Seedling	Attain XC ⁵⁺ Banvel II ⁺ Buctril M ⁵⁺	Curtail M 2,4-D ¹ Infinity ⁵	Lontrel MCPA ¹	Pardner ⁵⁺ Prestige XC ⁵	Spectrum ⁵ Target ⁸⁺	
	Established	Ally ⁺ Attain XC ⁵⁺ Buctril M ⁺	Curtail M 2,4-D ¹ Lontrel	OcTTain ⁵ MCPA ¹	Prestige XC ⁵ Spectrum ⁵	Target ⁸⁺	
Hay and Grazing	With Legumes	Embutox ⁺					
	No Legumes	Banvel II ⁺	2,4-D ¹	Embutox ⁺	Lontrel	MCPA ¹	

+ Other similar products can be found listed under this product.

¹ Suppression only

² Pre-plant incorporate treatment

³ Used as crop desiccant

⁴ Under irrigation only

⁵ Seed production only

⁶ Spot treatment only

⁷ Underseeding only

⁸ Forage production only

⁹ Fall application only

* Glyphosate-based chemicals are Cheminova Glyphosate, Clearout 4¹, Credit; Credit 45; Factor 540; Glyfos, Knockout, Maverick III; NuGlo; R/T 540; Roundup Transorb II; Roundup Ultra 2; Roundup Weather Max; Sharpshooter; Sharpshooter Plus; Touchdown iQ; Touchdown Total; Traxion; Vantage Plus Max II, Wise Up

Herbicide Selector Chart – Other Crops

Crop	American Nightshade	Annual Smartweed/Lady's Thumb			Annual Sow-thistle	
Beans Check label	Dual II Magnum	Basagran ⁺	Permit			
Canary Seed	Buctril M ⁺ Pardner ⁺	Banvel II ⁺ Buctril M ⁺	Pardner ⁺ Target ⁺		Curtail M Prestige XC	Target ⁺
Chickpeas		Sencor				
Field Corn	Buctril M ⁺ Dual II Magnum Pardner ⁺ Primextra II Magnum	Aatrex Liquid 480 Armezon Banvel II ⁺ Basagran ⁺ Buctril M ⁺ 2,4-D	Distinct DyVel DSp Embutox ⁺ MCPA Amine ¹ MCPA K-salt MCPA Na-salt	Pardner ⁺ Permit Primextra II Magnum Princep Nine-T ⁺	2,4-D DyVel DSp MCPA Amine ¹	MCPA K-salt MCPA Na-salt Tropotox Plus ⁺
Liberty Link Corn		Liberty 200 SN				
Roundup Ready Corn	Glyphosate*	Armezon		Glyphosate*	Glyphosate*	
Sweet Corn	Buctril M ⁺ Dual II Magnum Pardner ⁺	Aatrex Liquid 480 Armezon Basagran ⁺	Buctril M ⁺ DyVel DSp	Pardner ⁺	DyVel DSp	
Fababeans		Basagran ⁺				
Lentils		Ares ⁴ Odyssey ⁴	Odyssey DLX ⁴	Sencor		
Peas Check label to ensure chosen chemical or mix is registered for use on the crop	Dual II Magnum	Basagran ⁺ MCPA Amine ¹ MCPA Na-salt	Odyssey Odyssey DLX Pursuit ⁺	Sencor Solo Viper	MCPA Amine ¹ MCPA Na-salt ¹	Tropotox Plus ⁺
Potatoes Irrigated (irr)	Dual II Magnum	Sencor Titus Pro				

⁺ Other similar products can be found listed under this product.

¹ Suppression only

² Pre-emergence to crop, post-emergent to weeds

³ Used as crop desiccant

⁴ CLEARFIELD tolerant lentils only

⁵ Non-CLEARFIELD varieties

⁶ To be used pre-seed or pre-emergence, as a burnoff.

Herbicide Selector Chart – Other Crops

Crop	Barnyard Grass			Canada Thistle		Cleavers
Beans Check label	Assure II ⁺ Dual II Magnum Edge	Eptam Poast Ultra Select ⁺	Solo Trifluralin ⁺	Basagran ⁺		Basagran ⁺ Edge ¹ Heat ⁶ Solo ¹
Canary Seed				Banvel II ⁺ Buctril M ¹ +	Curtail M Prestige XC	Banvel II ⁺ Heat ⁶ Prestige XC Target ⁺
Chickpeas	Assure II ⁺	Poast Ultra	Select ⁺			Heat ⁶
Field Corn	Accent Dual II Magnum	Primextra II Magnum	Princep Nine-T ⁺	Banvel II ¹ + Basagran ⁺ Buctril M ¹ + Distinct ¹ DyVel DSp ¹	Embutox ¹ + MCPA Amine ¹ MCPA K-salt ¹ MCPA Na-salt ¹ Tropotox Plus ¹ +	Banvel II ⁺ Basagran ⁺ DyVel DSp ¹ Heat ⁶
Liberty Link Corn	Liberty 200 SN			Liberty 200 SN		
Roundup Ready Corn	Glyphosate*			Glyphosate*		Glyphosate*
Sweet Corn	Accent	Dual II Magnum		Basagran ⁺ + Buctril M ¹ +	DyVel DSp ¹	Basagran ⁺ DyVel DSp ¹
Fababeans	Assure II Edge	Poast Ultra	Trifluralin ⁺	Basagran ⁺		Basagran ⁺ Edge ¹
Lentils	Ares ⁴ Assure II ⁺ Edge Odyssey ⁴	Odyssey DLX ⁴ Poast Ultra Select ⁺	Solo ⁴ Trifluralin ⁺			Ares ⁴ Edge ¹ Heat ⁶ Odyssey ⁴ Odyssey DLX ⁴ Solo ^{1,4}
Peas Check label to ensure chosen chemical or mix is registered for use on the crop	Assure II ⁺ Dual II Magnum Edge Odyssey	Odyssey DLX Poast Ultra Select ⁺ Solo	Trifluralin ⁺ Viper	Basagran ⁺ + MCPA Amine ¹	MCPA Na-salt ¹ Tropotox Plus ¹ +	Basagran ⁺ Edge ¹ Heat ⁶ Odyssey Odyssey DLX Pursuit ⁺ Solo ¹ Viper ¹
Potatoes Irrigated (irr)	Dual II Magnum Eptam	Poast Ultra Prism (irr)	Select ⁺ Titus Pro			

⁺ Other similar products can be found listed under this product.

¹ Suppression only

² Pre-emergence to crop, post-emergent to weeds

³ Used as crop desiccant

⁴ CLEARFIELD tolerant lentils only

⁵ Non-CLEARFIELD varieties

⁶ To be used pre-seed or pre-emergence, as a burnoff.

Herbicide Selector Chart – Other Crops

Crop	Cocklebur		Common Chickweed		Common Groundsel		Corn Spurry
Beans Check label	Aim ⁶	Basagran ⁺ Permit	Basagran ⁺ Edge Eptam	Permit Trifluralin ⁺	Basagran ⁺ Permit		Aim ⁶ Basagran ⁺ Edge Eptam Permit
Canary Seed	Buctril M ⁺	Pardner ⁺	Prestige XC		Buctril M ⁺ Curtail M	Pardner ⁺	Banvel II ⁺ Target ⁺
Chickpeas	Aim ⁶		Sencor				Aim ⁶ Sencor
Field Corn	Aim ⁶ Basagran ⁺ Buctril M ⁺ 2,4-D Distinct DyVel DSp	MCPA amine MCPA K-salt MCPA Na-salt Pardner ⁺ Permit	Armezon Basagran ⁺	2,4-D Permit	Basagran ⁺ Buctril M ⁺ 2,4-D	Pardner ⁺ Permit	Aim ⁶ Banvel II ⁺ Basagran ⁺ DyVel DSp Permit
Liberty Link Corn	Aim ⁶	Liberty 200 SN	Liberty 200 SN				Aim ⁶
Roundup Ready Corn	Aim ⁶ Glyphosate* Primextra II Magnum	Princep Nine-T ⁺	Armezon Glyphosate* Primextra II Magnum	Princep Nine-T ⁺			Aim ⁶ Glyphosate*
Sweet Corn	Aim ⁶ Basagran ⁺ Buctril M ⁺	DyVel DSp Pardner ⁺	Armezon Basagran ⁺		Basagran ⁺ Buctril M ⁺	Pardner ⁺	Aim ⁶ Basagran ⁺ DyVel DSp
Fababeans	Basagran ⁺		Basagran ⁺ Edge	Trifluralin ⁺	Basagran ⁺		Basagran ⁺ Edge
Lentils	Aim ⁶		Edge Odyssey ⁴ Odyssey DLX ⁴	Sencor Trifluralin ⁺			Aim ⁶ Edge Sencor
Peas Check label to ensure chosen chemical or mix is registered for use on the crop	Aim ⁶ Basagran ⁺	MCPA amine MCPA Na-salt	Basagran ⁺ Edge Odyssey Odyssey DLX	Pursuit ⁺ Sencor Trifluralin ¹⁺	Basagran ⁺		Aim ⁶ Basagran ⁺ Edge Sencor
Potatoes Irrigated (irr)	Aim ⁶		Eptam	Sencor Titus Pro			Aim ⁶ Eptam Sencor Titus Pro

⁺ Other similar products can be found listed under this product.

¹ Suppression only

² Pre-emergence to crop, post-emergent to weeds

³ Used as crop desiccant

⁴ CLEARFIELD tolerant lentils only

⁵ Non-CLEARFIELD varieties

⁶ To be used pre-seed or pre-emergence, as a burnoff.

Herbicide Selector Chart – Other Crops

Crop	Cow Cockle		Green Foxtail		Hairy Nightshade	Hemp-nettle
Beans Check label	Edge Solo	Trifluralin ⁺	Assure II ⁺ Dual II Magnum Edge Eptam	Poast Ultra Select ⁺ Solo Trifluralin ¹⁺	Aim ⁶ Basagran ⁺ Eptam Pursuit ⁺	Edge ¹ Eptam
Canary Seed	Banvel II ⁺ Buctril M ⁺	Pardner ⁺ Target ⁺				Prestige XC ¹ Target ⁺
Chickpeas			Assure II ⁺ Poast Ultra	Select ⁺	Aim ⁶	Sencor
Field Corn	Banvel II ⁺ Buctril M ⁺	DyVel DSP Pardner ⁺	Accent Dual II Magnum	Primextra II Magnum	Aim ⁶ Basagran ⁺	MCPA Amine ¹ MCPA K-salt ¹ MCPA Na-salt ¹ Tropotox Plus ¹⁺
Liberty Link Corn			Liberty 200 SN			
Roundup Ready Corn	Glyphosate* Primextra II Magnum	Princep Nine-T ⁺	Glyphosate* Primextra II Magnum	Princep Nine-T ⁺	Aim ⁶ Glyphosate*	Glyphosate*
Sweet Corn	Buctril M ⁺ DyVel DSP	Pardner ⁺	Accent Dual II Magnum		Aim ⁶ Basagran ⁺	
Fababeans	Edge	Trifluralin ⁺	Assure II Edge Poast Ultra	Trifluralin ⁺	Basagran ⁺	Edge
Lentils	Edge Solo ⁴	Trifluralin ⁺	Assure II ⁺ Odyssey ⁴ Odyssey DLX ⁴ Poast Ultra	Select ⁺ Solo ⁴ Trifluralin ⁺	Aim ⁶	Ares ⁴ Edge Odyssey ⁴ Odyssey DLX ^{4,1} Sencor
Peas Check label to ensure chosen chemical or mix is registered for use on the crop	Edge Solo	Trifluralin ⁺ Viper	Assure II ⁺ Chateau ^{+1,6} Edge Odyssey Odyssey DLX Poast Ultra	Pursuit ⁺ Select ⁺ Solo Trifluralin ⁺ Viper	Aim ⁶ Basagran ⁺ Chateau ⁺⁶	Edge ¹ MCPA Amine ¹ MCPA Na-salt ¹ Odyssey ¹ Odyssey DLX ¹ Pursuit ⁺ Sencor Tropotox Plus ¹⁺
Potatoes Irrigated (irr)			Chateau ^{+1,6} Dual II Magnum Eptam Poast Ultra	Prism (irr) Select ⁺ Titus Pro	Aim ⁶ Chateau ⁺⁶ Eptam	Sencor Titus Pro

⁺ Other similar products can be found listed under this product.

¹ Suppression only

² Pre-emergence to crop, post-emergent to weeds

³ Used as crop desiccant

⁴ CLEARFIELD tolerant lentils only

⁵ Non-CLEARFIELD varieties

⁶ To be used pre-seed or pre-emergence, as a burnoff.

Herbicide Selector Chart – Other Crops

Crop	Knotweed	Kochia		Lamb's-quarters		
Beans Check label	Trifluralin ⁺	Aim ⁶	Edge	Aim ⁶ Basagran ⁺	Edge Eptam	Permit Solo Trifluralin ⁺
Canary Seed	Target ⁺	Buctril M ⁺ Heat ⁶ Pardner ⁺	Prestige XC Target ⁺	Buctril M ⁺ Curtail M	Heat ⁶ Pardner ⁺	Prestige XC Target ⁺
Chickpeas		Aim ⁶ Authority ⁺ 2	Heat ⁶	Aim ⁶ Sencor	Authority ⁺ 2	Heat ⁶
Field Corn	DyVel DSp 2,4-D	Aim ⁶ Buctril M ⁺ Distinct DyVel DSp 2,4-D	Heat ⁶ MCPA amine MCPA K-salt Pardner ⁺	Aatrex Liquid 480 Aim ⁶ Armezon Basagran ⁺ Buctril M ⁺ Distinct DyVel DSp	2,4-D Embutox ⁺ Heat ⁶ MCPA amine MCPA K-salt MCPA Na-salt Pardner ⁺	Permit Primextra II Magnum Princep Nine-T ⁺ Tropotox Plus ⁺
Liberty Link Corn		Aim ⁶		Aim ⁶		
Roundup Ready Corn		Aim ⁶	Glyphosate*	Aim ⁶	Armezon	Glyphosate*
Sweet Corn	DyVel DSp	Buctril M ⁺ DyVel DSp	Pardner ⁺	Aatrex Liquid 480 Aim ⁶ Armezon	Basagran ⁺ Buctril M ⁺	DyVel DSp Pardner ⁺
Fababeans	Trifluralin ⁺	Edge		Basagran ⁺	Edge	Trifluralin ⁺
Lentils	Trifluralin ⁺	Aim ⁶ Edge Heat ⁶	Odyssey ^{1,4} Odyssey DLX ^{1,4} Solo ^{1,4}	Ares ⁴ Aim ⁶ Heat ⁶	Odyssey ^{1,4} Odyssey DLX ^{1,4} Sencor	Solo ⁴ Trifluralin ⁺
Peas Check label to ensure chosen chemical or mix is registered for use on the crop	Trifluralin ⁺	Aim ⁶ Authority ⁺ 2 Chateau ⁺ 6 Edge Heat ⁶	MCPA amine Odyssey ¹ Odyssey DLX ¹ Solo ¹ Viper ¹	Aim ⁶ Authority ⁺ 2 Basagran ⁺ Chateau ⁺ 6 Edge Heat ⁶	MCPA amine MCPA Na-salt Odyssey ¹ Odyssey DLX ¹ Sencor	Solo Trifluralin ⁺ Tropotox Plus ⁺ Viper
Potatoes Irrigated (irr)		Aim ⁶ Chateau ⁺ 6		Aim ⁶ Chateau ⁺ 6	Eptam Prism ¹ (irr)	Sencor

⁺ Other similar products can be found listed under this product.

¹ Suppression only

² Pre-emergence to crop, post-emergent to weeds

³ Used as crop desiccant

⁴ CLEARFIELD tolerant lentils only

⁵ Non-CLEARFIELD varieties

⁶ To be used pre-seed or pre-emergence, as a burnoff.

Herbicide Selector Chart – Other Crops

Crop	Mustards		Night-flowering Catchfly	Perennial Sow-thistle
Beans Check label	Aim ⁶ Basagran ⁺	Permit	Solo	
Canary Seed	Banvel II ⁺ Buctril M ⁺	Pardner ⁺	Target ⁺	Buctril M ⁺ Target ⁺ Banvel II ⁺ Buctril M ⁺ ¹ Curtail M Prestige XC Target ⁺ ¹
Chickpeas	Aim ⁶	Sencor		
Field Corn	Aim ⁶ Aatrex Liquid 480 Armezon Basagran ⁺ Banvel II ⁺ Buctril M ⁺	DyVel DSp 2,4-D Embutox ⁺ MCPA amine MCPA K-salt MCPA Na-salt	Pardner ⁺ Permit Primextra II Magnum Tropotox Plus ⁺	Buctril M ⁺ Banvel II ⁺ Buctril M ⁺ Embutox ⁺ MCPA Amine ¹ MCPA K-salt ¹ MCPA Na-salt ¹ Princep Nine-T ⁺ Tropotox Plus ⁺
Liberty Link Corn	Aim ⁶	Liberty 200 SN		Liberty 200 SN
Roundup Ready Corn	Aim ⁶	Armezon	Glyphosate*	Glyphosate*
Sweet Corn	Aatrex Liquid 480 Aim ⁶ Armezon	Basagran ⁺ Buctril M ⁺	DyVel DSp Pardner ⁺	Buctril M ⁺ Buctril M ⁺
Fababeans	Basagran ⁺			
Lentils	Ares ⁴ Aim ⁶ Odyssey ⁴	Odyssey DLX ⁴	Sencor ¹	
Peas Check label to ensure chosen chemical or mix is registered for use on the crop	Aim ⁶ Basagran ⁺ MCPA amine MCPA Na-salt	Odyssey Odyssey DLX Pursuit ⁺ Sencor	Solo Tropotox Plus ⁺ Viper	MCPA Amine ¹ MCPA Na-salt ¹ Tropotox Plus ⁺
Potatoes Irrigated (irr)	Aim ⁶	Sencor	Titus Pro	

⁺ Other similar products can be found listed under this product.

¹ Suppression only

² Pre-emergence to crop, post-emergent to weeds

³ Used as crop desiccant

⁴ CLEARFIELD tolerant lentils only

⁵ Non-CLEARFIELD varieties

⁶ To be used pre-seed or pre-emergence, as a burnoff.

Herbicide Selector Chart – Other Crops

Crop	Persian Darnel		Prostrate Pigweed	Purslane	Quack Grass		
Beans Check label	Poast Ultra Select ⁺	Trifluralin ⁺	Aim ⁶ Edge Eptam	Aim ⁶ Edge Eptam	Permit Trifluralin ⁺	Assure II ⁺ Eptam	Poast Ultra Select ⁺
Canary Seed			Target ⁺				
Chickpeas	Poast Ultra	Select ⁺	Aim ⁶	Aim ⁶		Assure II ⁺ Poast Ultra	Select ⁺
Field Corn Check label to ensure chosen chemical or mix is registered for use on the crop			Aim ⁶ DyVel DSP 2,4-D MCPA K-salt Primextra II Magnum	Aatrex Liquid 480 Aim ⁶ Basagran ⁺ 2,4-D MCPA amine MCPA K-salt	MCPA Na-salt Primextra II Magnum Permit Princep Nine-T ⁺	Accent	
Liberty Link Corn			Aim ⁶	Aim ⁶		Liberty 200 SN	
Roundup Ready Corn			Aim ⁶	Aim ⁶		Glyphosate*	
Sweet Corn			Aim ⁶	Aatrex Nine-0 Aim ⁶	Basagran ⁺	Accent	
Fababeans	Edge Poast Ultra	Trifluralin ⁺	Edge	Basagran ⁺ Edge	Trifluralin ⁺	Assure II Poast Ultra	
Lentils	Ares ⁴ Odyssey ⁴ Odyssey DLX ⁴ Poast Ultra	Select ⁺ Solo ⁴ Trifluralin ⁺	Aim ⁶ Edge	Aim ⁶ Edge	Trifluralin ⁺	Assure II ⁺	Poast Ultra Select ⁺
Peas Check label to ensure chosen chemical or mix is registered for use on the crop	Odyssey Odyssey DLX Poast Ultra	Select ⁺ Trifluralin ⁺ Viper	Aim ⁶ Edge	Aim ⁶ Basagran ⁺ Edge	MCPA amine MCPA Na-salt Trifluralin ⁺	Assure II ⁺	Poast Ultra Select ⁺
Potatoes Irrigated (irr)	Poast Ultra	Select ⁺	Aim ⁶ Eptam	Aim ⁶	Eptam	Eptam Poast Ultra	Prism (irr) Select ⁺ Titus Pro

⁺ Other similar products can be found listed under this product.

¹ Suppression only

² Pre-emergence to crop, post-emergent to weeds

³ Used as crop desiccant

⁴ CLEARFIELD tolerant lentils only

⁵ Non-CLEARFIELD varieties

⁶ To be used pre-seed or pre-emergence, as a burnoff.

Herbicide Selector Chart – Other Crops

Crop	Redroot Pigweed		Russian Thistle		Shepherd's Purse	
Beans Check label	Aim ⁶ Basagran ¹⁺ Dual II Magnum Edge	Eptam Solo Permit Trifluralin ⁺	Basagran ¹⁺	Edge ¹	Basagran ⁺ Permit Solo	
Canary Seed	Banvel II ⁺ Basagran ¹⁺ Buctril M ⁺ Curtail M	Heat ⁶ Prestige XC Target ⁺	Buctril M ⁺ Pardner ⁺	Target ⁺	Buctril M ⁺ Curtail M	Prestige XC Target ⁺
Chickpeas	Aim ⁶ Authority ⁺²	Heat ⁶				
Field Corn	Aatrex Liquid 480 Aim ⁶ Armezon Banvel II ⁺ Basagran ¹⁺ Buctril M ⁺ Distinct Dual II Magnum ¹ DyVel DSP2,4-D	Embutox ⁺ Heat ⁶ MCPA amine MCPA K-salt MCPA Na-salt Permit Primextra II Magnum Tropotox Plus ⁺	Basagran ¹⁺ Buctril M ⁺ 2,4-D	DyVel DSP Pardner ⁺	Basagran ⁺ Buctril M ⁺ DyVel DSP 2,4-D Embutox ⁺	MCPA amine MCPA K-salts MCPA Na-salt Permit Tropotox Plus ⁺
Liberty Link Corn	Aim ⁶	Liberty 200 SN			Liberty 200 SN	
Roundup Ready Corn	Aim ⁶ Armezon	Glyphosate*	Glyphosate*			
Sweet Corn	Aatrex Liquid 480 Aim ⁶ Armezon Basagran ¹⁺	Buctril M ⁺ Dual II DyVel DSP Magnum ^{1,2}	Basagran ¹⁺ Buctril M ⁺	DyVel DSP Pardner ⁺	Basagran ⁺ Buctril M ⁺	DyVel DSP
Fababeans	Basagran ¹⁺	Edge	Basagran ¹⁺	Edge	Basagran ⁺	
Lentils	Ares ⁴ Aim ⁶ Edge Heat ⁶	Odyssey ⁴ Odyssey DLX ⁴ Solo ⁴	Ares ⁴ Odyssey ⁴ Odyssey DLX ⁴	Reglone ³ Sencor	Ares ⁴ Odyssey ⁴ Odyssey DLX ^{4,1}	Solo ⁴
Peas Check label to ensure chosen chemical or mix is registered for use on the crop	Aim ⁶ Authority ⁺² Basagran ¹⁺ Chateau ⁺⁶ Edge Heat ⁶ MCPA amine	MCPA Na-salt Odyssey Odyssey DLX Pursuit ⁺ Solo Tropotox Plus ⁺ Viper	Basagran ¹⁺ Edge ¹ Odyssey	Odyssey DLX Viper	Basagran ⁺ MCPA amine MCPA Na-salt Odyssey Odyssey DLX ¹	Pursuit ⁺ Solo Tropotox Plus ⁺ Viper
Potatoes Irrigated (irr)	Aim ⁶ Chateau ⁺⁶ Dual II Magnum Eptam	Prism (irr) Sencor Titus Pro			Sencor Titus Pro	

⁺ Other similar products can be found listed under this product.

¹ Suppression only

² Pre-emergence to crop, post-emergent to weeds

³ Used as crop desiccant

⁴ CLEARFIELD tolerant lentils only

⁵ Non-CLEARFIELD varieties

⁶ To be used pre-seed or pre-emergence, as a burnoff.

Herbicide Selector Chart – Other Crops

Crop	Stinkweed		Tartary Buckwheat		Volunteer Cereals		Volunteer Oats	
Beans Check label	Aim ⁶ Basagran ⁺	Solo			Assure II ⁺ Edge ¹ Eptam	Poast Ultra Select ⁺ Solo	Assure II ⁺ Eptam Poast Ultra	Select ⁺ Solo
Canary Seed	Buctril M ⁺ Curtail M Heat ⁶	Pardner ⁺ Prestige XC Target ⁺	Banvel II ⁺ Buctril M ⁺ Curtail M	Pardner ⁺ Prestige XC Target ⁺				
Chickpeas	Aim ⁶ Sencor	Heat ⁶	Sencor		Assure II ⁺ Poast Ultra	Select ⁺	Assure II ⁺ Poast Ultra	Select ⁺
Field Corn	Aim ⁶ Basagran ⁺ Buctril M ⁺ 2,4-D DyVel DSp Embutox ⁺ Heat ⁶	MCPA amine MCPA K-salt MCPA Na-salt Pardner ⁺ Tropotox Plus ⁺	Banvel II ⁺ Buctril M ⁺ DyVel DSp MCPA Amine ¹	MCPA K-salt ¹ MCPA Na-salt ¹ Pardner ⁺				
Liberty Link Corn	Aim ⁶	Liberty 200 SN						
Roundup Ready Corn	Aim ⁶	Glyphosate*			Glyphosate*		Glyphosate*	
Sweet Corn	Aim ⁶ Basagran ⁺ Buctril M ⁺	DyVel DSp Pardner ⁺	Buctril M ⁺ DyVel DSp Pardner ⁺					
Fababeans	Basagran ⁺				Assure II Edge Poast Ultra		Assure II Poast Ultra	
Lentils	Ares ⁴ Aim ⁶ Heat ⁶ Odyssey ⁴	Odyssey DLX ⁴ Sencor Solo ⁴	Sencor		Ares ⁴ Assure II ⁺ Edge Odyssey ⁴	Odyssey DLX ⁴ Poast Ultra Select ⁺ Solo ⁴	Ares ⁴ Assure II ⁺ Odyssey ⁴ Odyssey DLX ⁴	Poast Ultra Select ⁺ Solo ⁴
Peas Check label to ensure chosen chemical or mix is registered for use on the crop	Aim ⁶ Basagran ⁺ Heat ⁶ MCPA amine MCPA Na-salt Odyssey Odyssey DLX	Pursuit ⁺ Sencor Solo Tropotox Plus ⁺ Viper	MCPA Amine ¹ MCPA Na-salt ¹ Sencor		Assure II ⁺ Edge ¹ Odyssey ⁵ Odyssey DLX Poast Ultra	Pursuit ⁺ Select ⁺ Solo Viper ⁵	Assure II ⁺ Odyssey Odyssey DLX Poast Ultra	Select ⁺ Solo Viper
Potatoes Irrigated (irr)	Aim ⁶ Sencor	Titus Pro	Sencor Titus Pro		Eptam Poast Ultra	Select ⁺	Eptam Poast Ultra	Select ⁺

⁺ Other similar products can be found listed under this product.

¹ Suppression only

² Pre-emergence to crop, post-emergent to weeds

³ Used as crop desiccant

⁴ CLEARFIELD tolerant lentils only

⁵ Non-CLEARFIELD varieties

⁶ To be used pre-seed or pre-emergence, as a burnoff.

Herbicide Selector Chart – Other Crops

Crop	Volunteer Canola		Wild Buckwheat		Wild Oats		Wild Radish
Beans Check label	Aim ⁶ Basagran ⁺ Solo		Edge Solo Trifluralin ⁺		Assure II ⁺ Edge Eptam Poast Ultra	Select ⁺ Solo Trifluralin ⁺	Basagran ⁺ Permit
Canary Seed	Buctril M ⁺ Curtail M Heat ⁶	Prestige XC Target ⁺	Banvel II ⁺ Buctril M ⁺ Curtail M Heat ⁶	Pardner ⁺ Prestige XC Target ⁺			
Chickpeas	Aim ⁶ Sencor	Heat ⁶	Authority ⁺ 2 Heat ⁶		Assure II ⁺ Poast Ultra	Select ⁺	
Field Corn	Aim ⁶ Armezon Basagran ⁺ Buctril M ⁺ Distinct	DyVel DSp 2,4-D Heat ⁶ Tropotox Plus ⁺	Aatrex Liquid 480 Banvel II ⁺ Buctril M ⁺ 2,4-D DyVel DSp Embutox ⁺ Distinct	Heat ⁶ MCPA Amine ¹ MCPA K-salt ¹ MCPA Na-salt ¹ Pardner ⁺ Princep Nine-T ⁺	Aatrex Liquid 480 Accent	Princep Nine-T ⁺	Basagran ⁺ 2,4-D MCPA amine MCPA K-salt MCPA Na-salt Permit Tropotox Plus ⁺
Liberty Link Corn	Aim ⁶		Liberty 200 SN		Liberty 200 SN		
Roundup Ready Corn	Aim ⁶ Armezon	Glyphosate*	Glyphosate*		Glyphosate*		
Sweet Corn	Armezon Basagran ⁺	Buctril M ⁺ DyVel DSp	Aatrex Liquid 480 Buctril M ⁺	DyVel DSp Pardner ⁺	Aatrex Liquid 480		Basagran ⁺
Fababeans	Basagran ⁺		Edge	Trifluralin ⁺	Assure II Edge	Poast Ultra Trifluralin ⁺	Basagran ⁺
Lentils	Ares ⁴ Aim ⁶ Heat ⁶ Odyssey ⁴	Odyssey DLX ⁴ Sencor Solo ^{4,5}	Ares ⁴ Edge Heat ⁶ Odyssey ⁴	Odyssey DLX ^{4,1} Solo ^{1,4} Trifluralin ⁺	Ares ⁴ Assure II ⁺ Edge Odyssey ⁴ Odyssey DLX ⁴	Poast Ultra Select ⁺ Solo ⁴ Trifluralin ⁺	
Peas Check label to ensure chosen chemical or mix is registered for use on the crop	Aim ⁶ Basagran ⁺ Heat ⁶ Odyssey ⁵ Odyssey DLX ⁵	Pursuit ⁵ + Sencor Solo ⁵ Tropotox Plus Viper	Authority ⁺ 2 Edge Heat ⁶ MCPA Amine ¹ MCPA Na-salt ¹ Odyssey ¹	Odyssey DLX ¹ Pursuit ¹ + Solo ¹ Trifluralin ⁺ Viper ¹	Assure II ⁺ Avadex BW Edge Odyssey Odyssey DLX Poast Ultra	Pursuit Select ⁺ Solo Trifluralin ⁺ Viper	Basagran ⁺ MCPA amine MCPA Na-salt Tropotox Plus ⁺
Potatoes Irrigated (irr)	Aim ⁶ Sencor	Titus Pro			Eptam Poast Ultra	Select ⁺	

⁺ Other similar products can be found listed under this product.

¹ Suppression only

² Pre-emergence to crop, post-emergent to weeds

³ Used as crop desiccant

⁴ CLEARFIELD tolerant lentils only

⁵ Non-CLEARFIELD varieties

⁶ To be used pre-seed or pre-emergence, as a burnoff.

* To go directly to a page, click on the page number in the Index below.

To return to the Index, click on [back to](#) at the bottom of the page.

Insecticide Index

	Page/s
Chemical Insect Control in Alberta	375
Chemical control	375
Safety	375
Bee safety	375
Livestock and residues	377
The guide	377
Economic threshold	377

Tables

Toxicity of Insecticides to Honeybees	376
Economic Thresholds for Insect Pests of Forage and Special Crops	377
Economic Thresholds for Insect Pests of Cereals	378
Economic Thresholds for Insect Pests of Oilseed Crops	378
Insecticide Group Classification by Mode of Action	379

Insecticide Selector Charts

Cereals	424
Forages, Pasture and Rangeland	424
Oilseeds	425
Sugar Beets	426
Pulses	426
Potatoes	427

Product Registrations

Name	Page/s	Name	Page/s
Actara (<i>thiamethoxam</i>)	381	Malathion (<i>malathion</i>)	403
Admire 240 Flowable (<i>imidacloprid</i>)	382	Matador 120EC (<i>lamda-cyhalothrin</i>)	406
Agri-Mek EC (<i>abamectin</i>)	384	Minecto Duo 40WG (<i>thiamethoxam + cyantraniliprole</i>)	408
Alias 240 SC (<i>imidacloprid</i>)	382	Monitor (<i>methamidophos</i>)	409
Ambush (<i>permethrin</i>)	414	Movento 240 SC (<i>spirotetramat</i>)	410
Assail (<i>acetamiprid</i>)	385	MPower Krypton (<i>chlorpyrifos</i>)	401
Beleaf (<i>flonicamid</i>)	386	Nufos (<i>chlorpyrifos</i>)	401
Citadel (<i>chlorpyrifos</i>)	401	Orthene (<i>acephate</i>)	411
Closer (<i>sulfoxaflor</i>)	387	Perm-UP (<i>permethrin</i>)	414
Clutch (<i>clothianidin</i>)	388	Phostoxin (<i>aluminum phosphide</i>)	412
Concept (<i>imidacloprid + deltamethrin</i>)	389	Pounce (<i>permethrin</i>)	414
Coragen (<i>chlorantraniliprole</i>)	390	Pyrifos 15G (<i>chlorpyrifos</i>)	415
Cygon 480 – Ag/Cygon 480 EC (<i>dimethoate</i>)	392	Pyrinex (<i>chlorpyrifos</i>)	401
Decis (<i>deltamethrin</i>)	394	Ripcord (<i>cypermethrin</i>)	416
Delegate (<i>spinetoram</i>)	395	Sevin XLR (<i>carbaryl</i>)	417
Diazinon (<i>diazinon</i>)	396	Silencer 120EC (<i>lamda-cyhalothrin</i>)	406
Dibrom (<i>naled</i>)	397	Superior 70 Oil (<i>mineral oil</i>)	419
Eco Bran (<i>carbaryl</i>)	398	Thimet 15 G (<i>phorate</i>)	419
Grapple/Grapple ₂ (<i>imidacloprid</i>)	382	Thionex EC/Thionex 50 W WSP (<i>endosulfan</i>)	420
Imidan 70 WP Instapak (<i>phosmet</i>)	399	Titan ST (<i>clothianidin</i>)	421
Lagon 480 E (<i>dimethoate</i>)	392	Verimark (<i>cyantraniliprole</i>)	422
Lannate (<i>methomyl</i>)	400	Warhawk 480 EC (<i>chlorpyrifos</i>)	401
Lorsban NT (<i>chlorpyrifos</i>)	401		

Chemical Insect Control in Alberta

The degree of infestation and severity of insect damage varies drastically from area to area and season to season. Most pests, such as grasshoppers, cutworms and Bertha armyworms, require control during periods of abundance that may last from one to several years. Other pests, like flea beetles, require control annually in some parts of Alberta.

Chemical control

A number of factors should be considered once the decision to apply an insecticide has been made. Insecticides will kill the pest insect if applied properly at a stage when the pest is susceptible. An application made too early or too late in the life cycle may not provide adequate control. Other factors to consider include: ability of the insecticide to penetrate through the plant foliage, weather conditions, age and size of the insect, wait period to grazing or harvest and dosage required. If insects are moving into crops or emerging over an extended period, several applications in the same season may be necessary since most insecticides have limited residual properties when applied to foliage.

Safety

In general, insecticides are more toxic to humans, wildlife, fish, bees and other non-target organisms than herbicides or fungicides. Follow label directions for safety precautions associated with application of each insecticide. Refer to the introductory section of this book for general information on safety precautions associated with pesticide use.

Bee safety

The insecticides used to protect crops from damaging outbreaks of insect pests can also kill beneficial insects. The objective of the insecticide application is to remove the problem insects from the crop with the least possible impact to beneficial insects such as honeybees and leafcutter bees. Because bees play a critical role in pollinating certain crops, it is important to ensure that an insecticide application has a minimum impact on population numbers. Although it may not be possible to totally eliminate the effect of insecticides on beneficial insects, the impact can be greatly reduced when the agricultural producer, pesticide applicator and beekeeper work together.

Beekeepers should:

- Talk with the landowners near their bee yards before spray season and provide the producers with their phone number.
- Ask producers if spraying to control insects is likely this year.
- Ask the producer to provide them with notification 48 hours in advance of applying an insecticide.

Producers and applicators should:

- Check for potential insect infestations in field crops early and frequently, and determine the economic thresholds for problem insects so that a spray program can be planned should it be required.
- Notify beekeepers of intentions to spray 48 hours in advance of spraying.
- Avoid application of insecticides to crops in bloom or to fields containing blooming weeds, which are attractive to foraging bees. Where feasible, use a preventative program early in the season when insecticides may be as effective and crops are not blooming.
- Spray late in the day or early in the morning when the temperature is below ideal foraging temperatures to reduce direct exposure to bees. Honeybees are most active when the temperature is above 18°C (72°F), usually in the heat of the day. As a general rule, evening applications are less hazardous than morning applications.
- Where there is a risk to bees, use an insecticide that has short residual activity to reduce the impact on the bees and to reduce possibilities of residues occurring in honey and pollen.
- Learn about pollination requirements of the different crops grown and about honeybees and leafcutter bees.

Caution

Unusually low temperatures during and immediately following applications cause insecticides to remain toxic to bees for a much longer period than normal. High temperatures will extend the foraging period, and application time must be adjusted accordingly. Prevent insecticides from drifting into adjacent blooming crops, roadsides and pastures with weeds in bloom, water used by bees, leafcutter shelters or apiaries by maintaining a reasonable distance from field boundaries and allowing for the potential

movement of insecticides by wind. For more information, contact the Alberta Ag-Info Centre at 310-FARM (3276).

Rights and good practice

By law, persons, provided they do not contravene any land use by-laws, regulations or generally accepted practices, may operate an agricultural operation (including the application of pesticides). It's important to follow label directions and good practices regarding protection of pollinator species from insecticide applications.

Laws generally allow persons to obtain a benefit on their property, provided that the benefit is not achieved at the expense of adjacent landowners. Ensure that pesticides are used in a manner where drift does not occur.

Notification ensures that hazards are identified prior to spraying so that farmers or their custom applicators can adjust application practices to prevent problems, and beekeepers can adjust practices to accommodate spraying. Notification does not mean seeking permission to spray. Producers have the legal right to apply pesticides on their property.

Toxicity of Insecticides to Honeybees

Highly toxic		Moderately toxic	Non-toxic
Severe losses may be expected if the following materials are used when bees are present at treatment time or within a few days thereafter:		These can be used around bees if dosage, timing, and method of application are correct, but do not apply them directly on bees, in the field or at the colonies:	These are relatively non-toxic to honeybees:
Actara	Malathion 25W	Lannate	Coragen
Admire	Matador 120EC	Thionex	Eco-Bran
Agri-Mek EC	Minecto Duo 40WG		Movento 240 SC
Alias 240 SC	Monitor		
Ambush	MPower Krypton		
Assail	Nufos 4E		
Beleaf	Orthene		
Citadel 480EC	Perm-UP		
Closer	Poncho 600 FS		
Clutch	Pounce		
Concept	Pyrifos 15G		
Cygon 480	Pyrinex 480EC		
Dibrom	Rimon 10 EC		
Decis 5EC	Ripcord 400EC		
Delegate	Sevin XLR		
Diazinon	Silencer 120EC		
Grapple, Grapple ₂	Titan		
Imidan 70 WP	Verimark		
Lagon 480	Warhawk 480 EC		
Lorsban 4E/NT			

Notification is a two-way street – both the beekeeper and farmer have to make efforts to protect pollinators.

Note: In many cases, beekeepers cannot move or cover their bees, especially during honey flow, so timing and accuracy of an insecticide application, plus selection of the safest insecticide where there is risk to bees, are the only ways to safeguard bees.

Livestock and residues

The number of days between the application of an insecticide and harvesting, feeding to livestock or grazing is given on the label. These restrictions must be followed to prevent illegal residues in crops and livestock and to eliminate hazards to consumers.

The guide

This guide only includes the major insecticides registered for use on field crops in Alberta. Not all insects controlled are listed for each insecticide.

Economic threshold

Before making a decision to apply an insecticide, producers need to know if the application would be economically justified. In addition to the expected dollar value of the crop, the producer needs to determine whether the insects present will cause a yield loss greater in value than the cost of control. The economic thresholds listed below will assist in making this decision.

Thresholds are given as the number of insects/unit of measure (such as #/plant or #/m²) or, for insects that are difficult to sample, the amount of damage evident. Chemical controls are generally only warranted when numbers meet or exceed the threshold level. Remember to sample throughout the field (minimum of 10 samples per 160 acres) to obtain an average infestation level.

Economic Thresholds for Insect Pests of Forage and Special Crops

Insect	Economic threshold	Comments
Alfalfa weevil	Alfalfa hay crops: Thresholds are based on plant height and number of larvae: < 30 cm - 1 larva per stem; < 40 cm 2 larvae/stem. 3 larvae per stem requires control regardless of plant height. Alfalfa seed crops: 20 - 30 larvae per 90° sweep or when 35 - 50% of foliage tips show damage.	Alfalfa hay crops: If feeding damage detected cutting hay early can be an effective control strategy.
Grasshoppers	Alfalfa: See Cereals table.	
Lygus bugs	For adults and nymph stages 4 and 5: 2 - 3 lygus per 90° sweep.	Nymph stages 1, 2 and 3 do not cause economic damage.
Pea aphid	Alfalfa: 75 - 100 aphids per plant. Field peas: 2 - 3 aphids per 20 cm stem tip when 50% of plants have developed some young pods.	
Plant bugs	Alfalfa for seed: 5 nymphs per sweep (any or all species of plant bugs) when alfalfa is in bud or bloom.	
Sweetclover weevil	Seedling crop (cotyledon stage): 1 weevil per 5 seedlings under slow growing conditions or 1 weevil per 3 seedlings under normal growing conditions. Newly emerged 2nd-year stand: 9 - 12 weevils per plant.	

Economic Thresholds for Insect Pests of Cereals

Insect	Economic threshold	Comments
Aphids Birdcherry-oat Corn leaf English grain Greenbug Russian wheat	Seedling: 20; Boot: 30 (aphids per stem) Seedling: 20; Boot: 30 (aphids per stem) Seedling: 30; Boot: 50 (aphids per stem) Seedling: 5 - 15; Boot: 10 - 25 (aphids per stem) Spring cereals – Seedling: 10 - 15%; Boot: 15 - 20% (% plants infested) Winter cereals – Seedling: 15 - 20% after October 1st	Do not treat for aphids in cereals after the soft dough stage. Aphid populations decrease rapidly as heads mature.
Armyworm	11/m ²	
Barley thrips	Treat when the number of thrips are > than the number calculated below Threshold (thrips/stem) = (cost of control/expected crop value per bushel)/ 0.4	Infestations of one thrip per stem have caused losses of 0.4 - 1.25 bushels/acre. Insecticide applications are only effective when applied before heading is complete.
Cutworms Pale western Red-backed	3 - 4/m ² 5 - 6/m ²	Well-established crops with good moisture can tolerate higher numbers.
Grasshoppers	13/m ² in fields or 25/m ² in roadsides	
Wheat midge	For yield only: 1 adult for every 4 - 5 heads of wheat To maintain grade: 1 adult for every 8 - 10 heads of wheat.	1 adult for every 4 - 5 heads of wheat can reduce yield by approximately 15%.

Economic Thresholds for Insect Pests of Oilseed Crops

Insect	Economic threshold	Comments
Army cutworm	Seedling mustard: less than 5/m ² .	
Bertha armyworm	Economic threshold varies with insecticide cost, application cost and value of the crop. Tables showing economic thresholds can be found at www.agric.gov.ab.ca	
Cabbage seedpod weevil	3 - 4 adult weevils per sweep.	Optimum time to spray is at 10 - 20% flower.
Cutworms	3 - 4 cutworms/m ²	Evening application of insecticides will provide the best control.
Diamondback moth	Pod ripening: 200 - 300 larvae/m ² Early flowering (if bud feeding): 100 - 150 larvae/m ² .	
Flea beetles	An average of 25% defoliation on seedling leaves and flea beetles are present.	Damage is usually most severe along field margins and frequently only field margins require treatment.
Lygus bug	Economic threshold varies with insecticide cost, application cost and value of the crop. Tables showing economic thresholds can be found at www.agric.gov.ab.ca	Control should not be required within 10 days of swathing.

Insecticide Group Classification by Mode of Action

Mode of action	Chemical family	Active ingredients	Found in
Group 1A, 1B			
Acetylcholinesterase inhibitors. These chemicals inhibit an enzyme, interrupting the transmission of nerve impulses.	Carbamates (Group 1A)	carbaryl	ECO Bran, Sevin XLR
	Organophosphates (Group 1B)	methomyl	Lannate
		acephate	Orthene 75%
		chlorpyrifos	Citadel 480 EC, Lorsban NT, Nufos 4E, Pynex 480 EC, Pynex 15G, MPower Krypton, Warhawk 480EC
		diazinon	Diazinon
		dimethoate	Cygon 480, Cygon 480 EC, Lagon 480E
		malathion	Malathion
	methamidophos	Monitor	
naled	Dibrom		
phorate	Thimet		
phosmet	Imidan 70 WP Instapak		
Group 2A			
These chemicals interfere with GABA receptors of insect neurons, leading to repetitive nervous damage.	Chlorinated cyclodienes	endosulfan	Thionex
Group 3			
These chemicals act as a axonic poison by interfering with the nervous system, leading to paralysis.	Synthetic pyrethroids	cyhalothrin-lambda	Matador 120EC, Silencer 120EC
		cypermethrin	Ripcord
		deltamethrin	Concept, Decis
permethrin	Pounce, Ambush 500EC, Perm-UP		
Group 4			
These chemicals binds to nicotinic acetylcholine receptor, disrupting nerve transmission.	Chloronicotines	clothianidin	Poncho 600 FS*, Clutch, Titan ST, Nipsit Suite Cereals OF Seed Protectant*, Nipsit Inside 600 Insecticide*, Prosper ^{Evergol} *
		imidacloprid	Admire 240, Alias 240 SC, Concept Gaucho 480 FL*, Gaucho CS FL*, Grapple, Grapple, Raxil Pro Shield Seed Treatment*, Raxil WW Seed Treatment*, Sombrero 600 FS*, Stress Shield*
		thiomethoxam	Actara, Cruiser 5FS*, Cruiser Maxx Potato Extreme*, Cruiser Maxx Vibrance Beans*, Cruiser Maxx Vibrance Cereals*, Cruiser Maxx Vibrance Pulses*, Cruiser Maxx Vibrance Quattro*, Helix Vibrance*, Minecto Duo 40WG
acetamiprid	Assail		

* These products are Seed Treatments and may also contain a fungicide. Information on fungicide mode of action can be found in the Seed Treatment section.

Insecticide Group Classification by Mode of Action

Mode of action	Chemical family	Active ingredients	Found in
Group 4C			
	Sulfoximine	sulfoxaflor	Closer
Group 5			
Nicotinic acetylcholine receptor (nAChR) allosteric activators	Spinosyns	spinetoram	Delegate
Group 6			
Chloride channel activators	Avermectins	abamectin	Agri-Mek EC
Group 8B			
Unknown or non-specific mode of action (fumigants)		aluminum phosphide	Phostoxin
Group 9C			
Unknown or non-specific mode of action (selective feeding blockers)		flonicamid	Beleaf
Group 23			
Lipid biosynthesis inhibitor.	Tetramic acid	spirotetramat	Movento
Group 28			
Acts on the ryanodine receptor of the insect muscle cell, leading to muscle paralysis.	Diamide	chlorantraniliprole cyantraniliprole	Coragen Verimark, Minecto Duo 40WG

Actara

Group 4

Formulation

Product	Company	Active ingredient	Formulation	Container size
Actara 240 SC (PCP# 28407)	Syngenta	Thiamethoxam: 240 g/L	Soluble concentrate	2.04 L
Actara 25 WG (PCP# 28408)		Thiamethoxam: 25%	Water dispersible granules	850 g

Crops, Insects Controlled and Rates

Product	Crop	Insects controlled	Application method/rate	Specific comments
Actara 240SC	Potato	Colorado potato beetle, aphids (including green peach, potato, buckthorn and foxglove aphid), potato leafhopper	Soil application: 3.4 - 4.4 mL/100 m row. For 90 cm row spacing, apply 151 - 196 mL/acre	Apply as an in-furrow spray at planting. Use the higher rate for extended residual control. Apply in sufficient water to ensure good coverage.
	Potato	Colorado potato beetle, aphids (including green peach, potato, buckthorn and foxglove aphid), potato leafhopper	Foliar application: 44 mL/acre	Apply before pests reach damaging levels. Scout fields and treat again 7 - 10 days later if populations rebuild to potentially damaging levels. Potato leafhopper: Control may require the use of two applications made at a 7 - 10 day interval.
Actara 25WG	Potato	Colorado potato beetle, aphids (including green peach, potato, buckthorn and foxglove aphid), potato leafhopper	Foliar application: 43 g/acre	Apply before pests reach damaging levels. Scout fields and treat again 7 - 10 days later if populations rebuild to potentially damaging levels. Potato leafhopper: Control may require the use of two applications made at a 7 - 10 day interval.

Registered Tank Mixes

Pest	Product/rate	Specific comments
Colorado potato beetle, potato leafhopper, aphids (including green peach, potato, buckthorn and foxglove aphid), rhizoctonia stem and stolon canker, black scurf and suppression of pink rot	Actara 240 SC at 3.4 - 4.4 L/100 m. row	Use the higher rate for extended residual control of insects. Use the higher rate of Quadris Flowable when risk of disease is high.
	+ Quadris Flowable at 4 - 6 mL /100 m. row	
	+ Ridomil Gold 480 at 4 mL/100 m. row	

Application Information

Actara 240 SC – Soil application

How to Apply: Ground application only. Do not apply by air. **Water Volume:** Ground: 40 L/acre minimum.

Actara 25 WG

How to Apply: Ground and aerial application. **Water Volume:** Ground: 40 L/acre minimum. Aerial: 8 L/acre minimum.

Application Tips

Actara 25 WG: Do not exceed a total of 85 g of Actara per acre during each growing season. Allow at least 7 days between applications. Avoid making aerial applications under conditions where uniform coverage cannot be obtained or where excessive spray drift may occur. Avoid spray overlap. Do not apply Actara after pre-bloom (early pink growth stage) or before post-bloom (petal fall growth stage).

Potato Seed Piece Treatment: Choose the appropriate rate for Actara 240 SC from the chart on the label, based upon

Actara (cont'd)

the seeding rate. Use high rate for extended residual control. Do not apply more than 24.4 mL product /100 kg seed pieces or 79.7 mL product per acre. Apply only in areas with adequate ventilation or in areas equipped to remove spray mist or dust. Apply Actara 240SC as a water-based slurry utilizing standard slurry seed treatment equipment which provides uniform seed coverage.

How it Works

Actara is a systemic neonicotinoid insecticide. It controls the sucking and chewing insects through contact and ingestion.

Restrictions

Rainfall: Avoid application of Actara when heavy rain is forecast. Actara 25 WG is rainfast once spray has dried on treated plants. **Pre-harvest Intervals:** 7 days. **Re-entry:** Do not enter into treated areas for 12 hours after foliar application. **Re-cropping:** Treated areas may be replanted immediately following harvest or as soon as practical following the last application with any crop listed on this label or to sorghum, wheat, barley and canola. Any cover crop planted for erosion control or soil improvement may be planted as soon as practical following the last application. However, the cover crop may not be grazed or harvested for food or feed. For all other crops, a 120-day plant-back interval must be observed.

Environmental Precautions

Actara is highly toxic to certain aquatic organisms. Do not contaminate water with the product or its container. Do not clean application equipment near surface water. Avoid contamination via drains from farmyards and roads. Observe buffer zones specified on the Actara label.

Runoff: Do not apply Actara directly to freshwater habitats. Do not contaminate irrigation or drinking water supplies or aquatic habitats by cleaning of equipment or disposal of wastes. **Leaching:** Thiamethoxam is moderate to very persistent in soil and is highly mobile. The use of Actara may result in contamination of groundwater particularly in areas where soils are permeable (e.g. sandy soil) and/or where the depth to the water table is shallow.

Toxicity

Oral LD₅₀ (rats) >5,000 mg/kg. Dermal LD₅₀ (rabbits) = >2,000 mg/kg. Toxic to bees.

Storage

Store in cool, dry place and prevent cross contamination with other pesticides, fertilizers, food and feed.

Admire 240 Flowable /Alias 240 SC/ Grapple/Grapple₂

Group 4

Formulation

Product	Company	Active ingredient	Formulation	Container size
Admire 240 (PCP# 24094)	Bayer CropScience	Imidacloprid: 240 g/L	Flowable	1 L, 3.785 L
Admire 240 SPT (PCP# 27702)	Bayer CropScience		Flowable	1 L, 3.785 L
Alias 240 SC (PCP# 28475)	ADAMA Canada		Suspension concentrate	1 L, 3.785 L
Grapple (PCP# 28726) Grapple ₂ (PCP# 29048)	Chemnova Canada		Suspension concentrate	1 L, 3.785 L

Crops, Insects Controlled and Rates

Crop	Insects controlled	Application Rate	Specific comments
Soil application			
Potato	Colorado potato beetle, aphids (including green peach, buckthorn, foxglove and potato aphid), potato leafhopper, potato flea beetle	7.5 - 12 mL/ 100 m row or 345 - 525 mL/acre (based on 90 cm row spacing)	The higher rate is recommended when extended length of control is needed. Do not apply more than once per season as a soil application. Do not follow a soil application with a foliar application.
Foliar application			
Potato	Colorado potato beetle, aphids (including green peach, buckthorn, foxglove and potato aphid)	81.0 mL/acre	For optimal control, good coverage of the foliage is needed. A maximum of two foliar applications may be made per crop per season. Aphid control: Two applications at least 7 days apart may be required to achieve control.
Potato seed piece treatment			
Potato	Colorado potato beetle, aphids (including green peach, buckthorn, foxglove and potato aphid), potato leafhopper, potato flea beetle	26 - 39 mL per 100 kg seed pieces	Apply only in areas with adequate ventilation or in areas that are equipped to remove spray mist or dust. Do not apply any subsequent application of imidacloprid or other Group 4 insecticide following a Group 4 potato seed piece treatment.

Registered Tank Mixes

Admire 240 can be tank-mixed with Ridomil Gold 480 for suppression of Pink Rot (*Phytophthora erythroseptica*). Please refer to Ridomil Gold 240 label for use instructions and precautions.

Application Information

How to Apply: Ground application only. Do not apply by air.

Water Volume: Water volume should be adequate to provide sufficient coverage.

Application Tips

Soil application: Apply Admire 240/Alias 240 SC/Grapple as a narrow band in-furrow. For best results, direct spray on the seed pieces or seed potatoes in the furrow. **Foliar Application:** Apply product as pest numbers begin to increase but before a damaging population becomes established. Scout fields and repeat if needed. Do not make a foliar application of imidacloprid following a soil or seed piece treatment application of product in the same crop.

Pre-harvest interval: 7 days. **Potato Seed Piece Treatment:** Do not dilute with any more than 3 parts water to 1 part insecticide. Agitate or stir spray solution as needed. The higher rate is recommended when extended length of control is needed. Do not apply more than 0.47 L/acre per year. Check the label to select an effective treatment rate based upon seeding rate and desired duration of control.

How it Works

Imidacloprid is a systemic chloronicotinyl insecticide.

Restrictions

Rainfall: Do not apply product or plant treated seed pieces when heavy rainfall is forecast for the next 48 hours.

Grazing: Do not use treated seed pieces for food, feed or fodder. **Re-entry Interval:** Do not enter treated areas for 24 hours after foliar application. **Re-cropping:** Plant-back interval for cereal grains (wheat, barley, oats) - minimum of 30 days; peas and beans - minimum of 9 months. Other food and feed crops - 12 months. Green manure and other cover crops not intended for human or animal consumption can be grown without plant-back interval. Do not graze or harvest cover crops for food or feed.

Admire 240 Flowable /Alias 240 SC/Grapple/Grapple₂ (cont'd)**Environmental Precautions**

Imidacloprid is toxic to aquatic invertebrates and birds. Keep out of lakes, streams, ponds or other aquatic systems.

Runoff: Do not apply to terrain where there is a potential for surface runoff to enter aquatic systems. **Leaching:** Imidacloprid demonstrates the properties and characteristics associated with chemicals detected in groundwater. The use of Admire 240/Alias 240 SC/Grapple/Grapple₂ in areas where soils are permeable, particularly where the water table is shallow, may result in groundwater contamination.

Toxicity

Acute oral toxicity LD₅₀ (rats) = 4,143 - 4,870 mg/kg. Dermal toxicity LD₅₀ (rabbits) = 2,000 mg/kg. Highly toxic to bees.

Storage

Store in cool, dry place and avoid cross contamination with other pesticides, fertilizers, food and feed.

Agri-Mek EC

Group 6

Formulation

Product	Company	Active ingredient	Formulation	Container size
Agri-Mek EC (PCP# 24551)	Syngenta	Abamectin: 19 g/L	Emulsifiable concentrate	2 - 4 L

Crops, Insects Controlled and Rates

Crop	Insects controlled	Rate per acre	Specific comments
Potato	Potato psyllid, spider mite	404 mL	Do not make more than 2 applications per year. Allow 7 days between applications.

Registered Tank Mixes

None registered.

Application Information

How to Apply: Ground application only. Do not apply by air. Water volume: 75 L/ac.

Application Tips

Apply when pests first appear.

How It Works

Abamectin attacks the nervous system, causing paralysis within a few hours. Affected insect stops eating and dies after a few days.

Restrictions

Pre-harvest interval: 14 days. **Grazing:** Do not graze treated crop.

Environmental Precautions

Toxic to aquatic organisms, fish and wildlife. Do not apply this product directly to freshwater habitats, estuaries or marine habitats by cleaning of equipment or disposal of wastes.

Toxicity

Oral LD₅₀ (rats) = 300 mg/kg. Dermal LD₅₀ (rabbit) = > 1,800 mg/kg. Toxic to bees.

Storage

Heated storage not required. Store in cool, dry place.

Assail

Group 4

Formulation

Product	Company	Active ingredient	Formulation	Container size
Assail 70 WP (PCP# 27128)	Nippon Soda Company Ltd.	Acetamiprid: 70%	Wettable powder	0.34 - 1.2 kg

Crops, Insects Controlled and Rates

Crop	Insects controlled	Rate per acre	Specific comments
Potato	Aphids	22 - 34 grams	Begin applications when treatment thresholds have been reached. Use the higher application rates when (1) heavy pest pressure occurs (2) the majority of the Colorado potato beetle population is present as adults. Do not make more than 2 applications per year. Do not apply more than once every 7 days.
	Colorado potato beetle	16 - 32 grams	

Application Information

How to Apply: Ground application only. Do not apply by air. **Water Volume:** 80 L/acre minimum.

Application Tips

Thorough coverage is required to obtain optimal control. Do not exceed 69 grams product per acre per season.

Restrictions

Rainfall: Avoid application when heavy rain is forecast. **Re-entry:** Do not enter treated fields for 12 hours.

Pre-harvest interval: 7 days.

Environmental Precautions

Toxic to aquatic organisms and non-target terrestrial plants. Observe buffer zones as specified on the label.

Toxicity

Acute oral LD₅₀ (rats) = 1,064 mg/kg. Acute dermal LD₅₀ (rabbit) = > 2,000 mg/kg. Toxic to bees.

Storage

Store unused product in a cool, dry and well ventilated area.

Beleaf

Group 9C

Formulation

Product	Company	Active ingredient	Formulation	Container size
Beleaf (PCP# 29796)	ISK Biosciences Corporation	Flonicamid: 50%	Water soluble granule	1 - 100 kg

Crops, Insects Controlled and Rates

Crop	Insects controlled	Rate per acre	Specific comments
Potato	Aphids	49 - 64 g	Use higher rates under extreme pest populations and/or dense plant foliage.

Registered Tank Mixes

None registered.

Application Information

How to Apply: Ground application only. Do not apply by air. **Water Volume:** Ground: 38 L/acre minimum.

Application Tips

Allow a minimum of 7 days between applications. Do not make more than 3 applications per year. Do not apply more than 64 grams per acre of Beleaf per application. Do not apply more than 192 grams per acre of Beleaf per season.

How it Works

Flonicamid insecticide is a member of the pyridinecarboxamide class of chemistry and controls target pests by contact and ingestion.

Restrictions

Rainfall: Avoid application when heavy rain is forecast. **Pre-harvest Intervals:** Potato: 7 days. **Re-entry:** Do not enter treated areas for 12 hours after application. **Re-cropping:** There are no plant-back restrictions for potatoes. All other crops may be planted 30 days after the last application.

Environmental Precautions

Flonicamid is toxic to certain beneficial insects. Minimize spray drift to reduce harmful effects on beneficial insects in habitats next to the application site such as hedgerows and woodland.

Toxicity

Acute oral LD₅₀ (rats) > 2,000 mg/kg. Dermal LD₅₀ (rats) > 2,000 mg/kg. Toxic to certain beneficial insects.

Storage

Keep containers in a dry, cool and well-ventilated place. Store in original container only.

Closer

Group 4C

Formulation

Product	Company	Active ingredient	Formulation	Container size
Closer SC (PCP# 30826)	Dow AgroSciences Canada	Sulfoxaflor 240 g/L	Suspension concentrate	1 L

Crops, Insects Controlled and Rates

Crop*	Insects controlled	Rate per acre	Specific comments
Potato	Aphid	20 - 60 mL	Do not make more than 2 applications per growing season. Do not apply more than 120 mL per acre during the growing season. Minimum of 7 days between applications.
Sugar beet			

* If Closer is used on a commodity that may be exported, information on acceptable US residue levels can be found on CropLife Canada's web site at www.croplife.ca

Application Information

How to Apply: Ground and aerial application. **Water Volume:** Ground: 40 L/acre. Aerial: 12 L/acre.

Application Tips

Use proper application techniques to help ensure thorough spray coverage and correct dosage for optimum insect control. Do not apply during periods of dead calm. Avoid application of this product when winds are gusty.

How it Works

Closer interacts with certain receptors in the insect's central nervous system. Target insects cease feeding within a few minutes of application

Restrictions

Grazing: No restrictions. **Pre-harvest Intervals:** Do not apply within 7 days of harvest. **Plant-back interval:** 30 day interval between the treatment of primary crops and the planting of secondary crops not on the label.

Re-entry: Do not enter or allow entry into treated areas for 12 hours.

Environmental Precautions

Toxic to bees exposed to direct treatment, drift or residues on flowering crops or weeds. Toxic to certain beneficial insects. Minimize spray drift to reduce harmful effects on beneficial insects in habitats next to the application site such as hedgerows and woodland. Apply early in the morning or late in the evening when bees are not active.

Runoff: The use of this chemical may result in contamination of groundwater, particularly in areas where soils are permeable (e.g. sandy soil) and/or the depth to the water table is shallow. To reduce runoff from treated areas into aquatic habitats, avoid application to areas with a moderate to steep slope, compacted soil or clay.

Toxicity

Acute oral LD₅₀ (rats) = > 5,000 mg/kg. Dermal LD₅₀ (rats) = > 5,000 mg/kg.

Storage

Store in a cool, dry place. Keep from freezing. Store this product away from food or feed.

Clutch

Group 4

Formulation

Product	Company	Active ingredient	Formulation	Container size
Clutch (PCP# 29382)	Valent Canada Inc.	Clothianidin 50%	Water dispersible granules	680 g

Crops, Insects Controlled and Rates

Crop	Insects controlled	Rate per acre	Specific comments
Potatoes	Colorado potato beetle	2.38 - 4.0 g/100 m row based on 90 cm row spacing	In-furrow application. Do not make more than one application per season. Do not follow a soil application with a foliar application of a Group 4 or 4A insecticide.
	Aphids, Colorado potato beetle, leafhoppers	28 - 42 g/acre	Foliar application. A maximum of 3 applications may be made per season. Do not make a foliar application of a Group 4 and 4A insecticide following a soil application of Clutch.

Application Information

How to Apply: In-furrow application: Ground application only. **Foliar application:** Ground and aerial application.

Water Volume: Ground: Sufficient water volume to ensure thorough coverage. **Aerial:** 18 - 20 litres/acre.

Application Tips

For in-furrow and foliar applications, ensure thorough coverage by using sufficient water volume.

How it Works

Clothianidin is a systemic chloronicotinyl insecticide. It protects the seed and developing plant from insect damage.

Restrictions

This product is toxic to aquatic invertebrates, birds and small wild mammals. Toxic to bees exposed to direct treatment, drift or residues on flowering crops or weeds.

Toxicity

Acute oral LD₅₀ (rats) = technical > 5,000. Toxic to bees.

Storage

Store in a cool, dry and well ventilated area. Do not store or transport near feed or food.

Concept

Group 3, 4

Formulation

Product	Company	Active ingredient	Formulation	Container size
Concept (PCP# 29611)	Bayer CropScience	Imidacloprid: 75 g/L Deltamethrin: 10 g/L	Suspension	5.26 L

Crops, Insects Controlled and Rates

Crop	Insects controlled	Rate per acre	Specific comments
Potato	Colorado potato beetle, aphids, leafhopper, potato flea beetle, tarnished plant bug, European corn borer (suppression)	260 mL	Apply once the target population has reached economic threshold. Repeat if pest population levels return to damaging levels. Minimum of 5 days between applications. Do not apply more than 3 applications per year.

Registered Tank Mixes

None registered.

Application Information

How to Apply: Ground application only. Do not apply by air. **Water Volume:** Ground: 40 L/acre minimum.

How it Works

Imidacloprid is a systemic chloronicotinyl insecticide, and deltamethrin is a non-systemic synthetic pyrethroid that works by contact and ingestion.

Application Tips

Thorough coverage of all plant parts is required for optimum performance.

Restrictions

Pre-harvest Intervals: Potato: 7 days. **Re-entry:** Do not enter treated areas for 24 hours after application.

Environmental Precautions

Highly toxic to fish and other aquatic organisms. Do not allow spray drift to come into contact with aquatic areas. Do not apply where runoff is likely to occur.

Toxicity

Acute oral LD₅₀ (rats) = 2,500 mg/kg. Dermal LD₅₀ (rabbits) = > 4,500 mg/kg. Toxic to honey bees directly exposed to Concept during application or Concept residues present on blooming crops or weeds.

Storage

Do not store in or around the home. If stored for 1 year or longer, shake well before using. Do not store product below 0°C.

Coragen

Group 28

Formulation

Product	Company	Active ingredient	Formulation	Container size
Coragen (PCP# 28982)	E.I. duPont Canada	Chlorantraniliprole: 200 g/L	Suspension	3.79 L, 6.0 L

Crops, Insects Controlled and Rates

Crop	Insects controlled	Rate per acre	Specific comments
Cereals (barley, wheat, oat, rye, triticale, millet)*	Grasshoppers	50 - 101 mL	Begin applications when treatment thresholds have been reached. Do not make more than 3 applications per season. Do not apply more than once every 7 days.
	Cutworms	101 mL	
	Armyworm Fall armyworm Beet armyworm Corn earworm European corn borer	101 -150 mL	
Corn - all types	Armyworm Beet armyworm Corn earworm European corn borer Fall armyworm Variegated cutworm Western bean cutworm	101 - 151 mL	Time the application to coincide with peak egg hatch. Reapply if monitoring indicates it is necessary. Do not make more than 4 applications per season. Do not apply more than once every 3 days on seed corn or sweet corn. Do not apply more than once every 7 days on field corn or popcorn.
	Black cutworm	101 mL	
Potato	Colorado potato beetle	101 - 202 mL	Begin applications when treatment thresholds have been reached. For Colorado potato beetle, use the higher application rate under heavy pest pressure and/or when larger larvae are present. For control of the European corn borer, time the application to coincide with peak egg hatch. Scout for European corn borer by monitoring egg laying and egg hatch to determine application timing. Do not make more than 4 applications per season. Do not apply more than once every 3 days.
	Armyworm Beet armyworm Corn earworm European corn borer Fall armyworm Leafminers Variegated cutworm	101 - 151 mL	
Alfalfa, clover*	Alfalfa weevil (suppression)	151 - 202 mL	Begin applications when treatment thresholds have been reached. Do not make more than one application per cutting.
	Beet armyworm	101 - 151 mL	
Lentil Pea Chickpea, Bean*	Cabbage looper Cutworm	101 mL	For cutworm control, apply to foliage when rain is not expected in the next 24 hours. For optimal control, apply to smaller plants or when lower portions of the plant can receive adequate coverage. Do not make more than 4 applications per season. Do not apply more than once every 3 days.
	Armyworm Beet armyworm Corn earworm European corn borer Fall armyworm Western bean cutworm	101 - 151 mL	
Grass forage fodder and hay fed to or grazed by livestock, all pasture and range grasses grown for hay and silage	Armyworm Fall armyworm Beet armyworm Corn earworm	101 - 151 mL	Begin applications when treatment thresholds have been reached. Do not make more than 4 applications per season. Do not apply more than once every 7 days.
	Grasshoppers	50 - 101 mL	

Crop	Insects controlled	Rate per acre	Specific comments
Canola Rapeseed Mustard Flax Sunflower Safflower Borage*	Diamondback moth	50 mL	Begin applications when treatment thresholds have been reached. Thorough coverage is important to obtain optimum control. Do not make more than 3 applications per season. Do not apply more than once every 5 days. Pre-harvest interval: 1 day.
	Bertha armyworm	50 - 151 mL	
	Cabbage looper, imported cabbage worm, Swede midge, cutworms	101 mL	For early season cutworm control apply when rain is not expected for 24 hours. For optimum control apply to smaller plants or when lower portions of the plants can receive adequate coverage. Do not make more than 3 applications per season. Do not apply more than once every 5 days.
	Sunflower head moth	101 - 151 mL	Reduces damage caused by banded sunflower moth. Do not make more than 3 applications per season. Do not apply more than once every 5 days.

*See label for complete list of crops that are registered for use with Coragen.

Registered Tank Mixes

None registered.

Application Information

How to Apply: Ground and aerial application. **Water Volume:** Ground: 40 L/acre. Aerial: 20 L/acre.

How it Works

Coragen moves into leaf tissue where it is available to chewing insects feeding on the leaf surface. Feeding on leaf tissues results in paralysis and death.

Application Tips

Coverage is important to obtain optimum control. Refer to label for upper limits of Coragen allowed per crop group.

Restrictions

Rainfall: Avoid application when heavy rain is forecast. **Pre-harvest Intervals:** Potato, field pea, lentil, bean, chickpea, oilseed crops, cereals: 1 day; Corn: 1 day for seed and sweet corn; 14 days for field corn and popcorn. Grass forage, alfalfa, clover: 0 days. **Re-entry:** Do not enter treated areas for 12 hours after application.

Re-cropping: There are no rotational crop plant restrictions for this product.

Environmental Precautions

Coragen is toxic to aquatic organisms. Do not apply this product directly to freshwater habitats. Refer to label for information on buffer zones. Do not contaminate irrigation or drinking water supplies or aquatic habitats by cleaning of equipment or disposal of wastes.

Runoff: To reduce runoff from treated areas into aquatic habitats, avoid application to areas with a moderate to steep slope, compacted soil or clay. **Leaching:** The use of this product may result in contamination of groundwater, particularly in areas where soil is permeable (e.g. sandy soil) and/or the depth to the water table is shallow.

Toxicity

Acute oral LD₅₀ (rats) = > 5,000 mg/kg. Dermal LD₅₀ (rabbits) = > 5,000 mg/kg.

Storage

Store unused product in a cool, ventilated, dry, locked area.

Cygon 480 – Ag/Cygon 480 EC/ Lagon 480 E

Group 1B

Formulation

Product	Company	Active ingredient	Formulation	Container size
Cygon 480 EC (PCP# 9807)	IPCO	Dimethoate: 480 g/L	Emulsifiable concentrate	10 L
Cygon 480 - Ag (PCP# 25651)	Cheminova		Emulsifiable concentrate	10 L
Lagon 480 (PCP# 9382)	Loveland Products Canada		Emulsifiable concentrate	10 L

Crops, Insects Controlled and Rates

Field Crops	Insects controlled	Rate per acre	Pre-harvest interval (days)	Maximum allowable applications per season	Specific comments
Alfalfa (seed and forage production)	Aphids, leafhoppers, reduction of alfalfa weevil larvae, lygus bugs, plant bugs	172 mL	2	2	Use a water volume of at least 81 L/acre with ground equipment for blotch leafminers. Do not apply during bloom.
	Blotch leafminers	222 mL	2	1	
	Grasshoppers-nymphs	222 mL	2	1	
	Grasshoppers-adults	344 - 364 mL	7	2	
Alfalfa (seed production only)	Lygus plant bug, plant bug	445 mL	28	1	
Canola	Aphids, leafhoppers, grasshoppers	344 - 364 mL	21	3	The higher rate should be used when the proportion of mature and late nymphal stages in the population are high and spray penetration is inhibited by dense crop canopy.
Cereals: barley, oats, wheat	Aphids	172 mL	2	2	
	Thrips	405 mL	Forage: 7 Grain: 21	2	
Cereals: barley, oats, rye, wheat	Grasshoppers - adults	344 - 405 mL	2	2	
	Grasshoppers - nymphs	222 mL	2	2	
Cereals: wheat only	Orange blossom wheat midge Russian wheat aphid*	405 mL	Forage: 7 Grain: 21	2	For wheat midge control, applications should be made during the late afternoon or evening when air temperature exceeds 15° C and wind speed is less than 10 km/h.
Flax	Potato aphid	174 mL	21	1	Apply from late flowering to early green bole stage
Peas (canning/field)	Aphids	111 - 172 mL	3	2	Do not graze or feed for forage for 21 days after last application.
Safflower	Grasshoppers (nymphs and adults)	222 - 405 mL	21	2	Apply when grasshoppers are young or signs of insect damage are evident.
Clover (sweet, red, alsike)	Sweet clover weevil	344 - 445 mL	28	2	
	Pastures, waste areas	Grasshoppers-nymphs	222 mL	2	2
Grasshoppers-adults		344 - 405 mL	7	2	

Field Crops	Insects controlled	Rate per acre	Pre-harvest interval (days)	Maximum allowable applications per season	Specific comments
Potato	Aphids, leafhoppers	222 - 445 mL	7	3	
Soybean	Aphids, bean beetles, leafhoppers, tarnished plant bugs, lygus bugs	283 - 405 mL	30	3	Apply by ground or aerial equipment. Use sufficient water for good coverage. Repeat applications as necessary. Do not feed or graze treated foliage to livestock.
	Spider mites (Two-spotted)	405 mL	30	2	Apply by ground or aerial equipment. Use sufficient water for good coverage. Repeat applications as necessary. Do not feed or graze treated foliage to livestock.

*Control: Cygon 480 EC, Lagon 480 E. Suppression: Cygon 480 – Ag.

Registered Tank Mixes

None registered.

Application Information

How to Apply: Ground and aerial application. **Water Volume:** Ground: 80 - 120 L/acre. Aerial: 4.5 - 9L/acre minimum.

Application Tips

Products should be applied when the pests first appear and repeated as infestation warrants. Use higher rates for adult insects, heavy infestation or dense canopy. Do not apply foliar spray during the heat of the day or when temperatures are exceedingly high.

How it Works

Dimethoate is a broad-spectrum systemic and contact organophosphate insecticide and acaricide.

Restrictions

Rainfall: No rainfastness information is listed on the product label. **Re-cropping:** No information is specified on the label. **Pre-harvest Intervals:** See above table.

Environmental Precautions

Dimethoate formulations are highly toxic to aquatic organisms. Avoid contamination of aquatic systems during application. Do not contaminate these systems through direct application, disposal of waste or cleaning equipment.

Toxicity

Acute oral LD₅₀ (rats) = 425 - 800 mg/kg. Highly toxic to birds, bees and other animals. Do not use when bees are foraging.

Storage

Store between 4°C and 30°C, away from feed and food. Do not expose to direct sunlight.

Decis

Group 3

Formulation

Product	Company	Active ingredient	Formulation	Container size
Decis 5 EC (PCP# 17734)	Bayer CropScience	Deltamethrin: 50 g/L	Emulsifiable concentrate	2.4 and 9.6 L

Crops, Insects Controlled and Rates

Crops	Insects controlled	Rate per acre	Specific comments
Decis 5 EC			
Alfalfa (seed production only)	Alfalfa weevil, lygus bugs	80 - 100 mL	Use the higher rate when the alfalfa weevil is present. Apply in 40 - 120 L/acre water. Do not make more than 1 application per year.
Corn (field)	European corn borer	100 - 120 mL	Apply when egg masses begin to hatch, but no later than when the first pinhole feeding is seen on the leaves. Apply in minimum of 97 L/acre of water. Do not apply more than 3 times per year.
Potato	Colorado potato beetle, leafhopper, potato flea beetle, tarnished plant bug	40 - 60 mL	Apply when insects are present or signs of insect feeding are evident. Repeat as necessary to a maximum of 3 applications per year as a ground application. Maximum of 2 applications if applied by air. Use the higher rate under severe infestations.
Canola, rapeseed, mustard	Beet webworm, flea beetle, Bertha armyworm, clover cutworm, diamondback moth (larvae), grasshopper, lygus bugs	40 - 60 mL	Application should be made when the insects are actively feeding. Under heavy infestations, use the higher rates. Apply once per year.
	Lygus bugs	60 mL	Apply once per season when lygus bugs are seen feeding on the buds, flowers and developing pods.
	Cabbage seedpod weevil	80 mL	Apply once per season when adults are seen on flowerbuds or developing pods.
Wheat, barley, oats, flax, lentils	Cutworm, clover cutworm (flax only), beet webworm (flax only)	80 mL	Apply once per season when larvae are present and feeding. Do not disturb soil after application.
	Grasshoppers	40 - 60 mL	Apply when the grasshoppers are in the 2-4 nymphal stage.
Sugar beets	Cutworm	80 mL	Apply once per season when larvae are present and feeding. Do not disturb soil after application.
Sunflower	Sunflower beetles	40 mL	Apply when sunflower is at the cotyledon to 2 leaf stage. Apply once per season.
Rangeland, pasture and roadsides	Grasshoppers	40 - 60 mL	Apply when the grasshoppers are in the 2-4 nymphal stage. The higher rate should be used when the proportion of mature and late nymphal stages in the population are high. Do not apply more than 3 times per year.

Application Information

How to Apply: Ground and aerial application with the exception of alfalfa and corn, which require ground application only. **Water Volume:** Ground: Alfalfa - 40 - 120 L/acre; Field corn - 100 L/acre minimum; Potatoes - 80 - 200 L/acre, Canola, mustard - 40 L/acre; Cereals - 40 - 80 L/acre; Sugarbeets - 40 L/acre. **Aerial:** 4.4 - 8.8 L/acre.

Application Tips

Best control is achieved by morning or evening applications. Do not spray under a strong temperature inversion or when temperature exceeds 25°C. With severe flea beetle and grasshopper infestations, spray fence rows and a 15 metre strip into adjacent fields.

How it Works

Deltamethrin is a non-systemic, synthetic pyrethroid that works by contact and ingestion. Speed of kill depends on target insect and environmental conditions. Death can occur within 2 hours.

Restrictions

Rainfall: Do not apply within 1 hour of rain. **Grazing:** Beef and dairy cattle may graze treated fields immediately after application. **Pre-harvest Intervals (Days):** alfalfa (20), barley (40), canola (7), flax (40), lentils (30), mustard (7), oats (31), potatoes (3), sunflower (70), wheat (40), sugarbeets (100).

Environmental Precautions

Decis is toxic to fish and aquatic organisms. Overspray or drift into aquatic areas must be avoided. Do not apply where streams, lakes, ponds or water used by livestock or for domestic purposes may be contaminated. Maintain a minimum 30-metre buffer for ground application and a minimum 100-metre buffer for aerial application. Applications should not be made when wind or rain could favour drift or runoff into lakes and ponds.

Toxicity

Acute oral LD₅₀ (rats) Decis = 395 mg/kg. Toxic to bees and other beneficial insects. Do not apply when bees are foraging.

Storage

Do not store below freezing. Do not store near feed or food. Keep away from heat, sparks and open flames.

Delegate

Group 5

Formulation

Product	Company	Active ingredient	Formulation	Container size
Delegate (PCP# 28778)	Dow AgroSciences Canada	Spinetoram: 25%	Wettable granules	840 g

Crops, Insects Controlled and Rates

Crops	Insects controlled	Rate per acre	Specific comments
Potato	Colorado potato beetle	65 - 97 g	Time application for egg hatch or small larvae. Maximum 3 applications per year with a minimum retreatment interval of 7 days.
	European corn borer	65 g	Time application to coincide with peak egg hatch. Maximum 3 applications per year with a minimum retreatment interval of 7 days.
Wheat, barley, oats, rye	Armyworm	40 - 81 g	Apply when economic thresholds dictate. Maximum 3 applications per year with a minimum retreatment interval of 5 days.

Application Information

How to Apply: Ground application only. Do not apply by air.

Delegate (cont'd)**Application Tips**

Apply in sufficient water volume to cover the entire plant using a combination of nozzles and pressure designed to deliver thorough, even coverage. Do not apply through irrigation systems.

How it Works

Spinetoram affects the insect nervous system. It does not interact with the known binding sites of other classes of insects. It works through ingestion or contact with the target insects. Target insects cease feeding within a few minutes, although death may take a few days.

Restrictions

Pre-harvest Intervals (days): Wheat, barley, oats, rye: (21); Potato (7). **Re-entry:** Do not enter treated field for 12 hours. **Grazing:** No restrictions.

Environmental Precautions

Delegate is toxic to bees, small mammals, aquatic organisms, non-target terrestrial plants, and may be toxic to certain beneficial insects exposed to direct treatment, drift, or residues on flowering crops or weeds. Do not apply this product to flowering crops or weeds if bees are visiting the treatment area. Minimize spray drift to reduce harmful effects on bees, and other beneficial insects or small mammals in habitats next to the application site, such as hedgerows and woodlands.

Runoff: To reduce runoff from treated areas into aquatic habitats, avoid application to areas with a moderate to steep slope, compacted soil, or clay.

Toxicity

Oral LD₅₀ (rats) = > 5,000 mg/kg. Dermal LD₅₀ (rats) = > 5,000 mg/kg. Toxic to bees.

Storage

Store in a cool, dry place. Keep from freezing.

Diazinon

Group 1B

Formulation

Product	Company	Active ingredient	Formulation	Container size
Diazinon 50 EC (PCP# 27538)	IPCO	Diazinon: 50%	Emulsifiable concentrate	10 L

Crops, Insects Controlled and Rates

Crops	Insects controlled	Rate per acre
Beans	Aphids, mites, leafhoppers	445 mL
Potato	Aphids, flea beetles, Colorado potato beetles, leafhopper	445 mL
Rangeland, pasture, ditch banks, roadsides, fencerows, wastelands	Grasshoppers	445 mL

Application Information

How to Apply: Ground application only. Do not apply by air. **Water Volume:** Water Volume should be adequate to provide sufficient coverage.

Application Tips

Diazinon will work more effectively if the temperature is 20°C or more or when temperatures will reach or exceed this minimum.

How it Works

Diazinon is an organophosphate insecticide with systemic and contact activity.

Restrictions

Grazing: Dairy, beef cattle and sheep may be grazed or fed green forage immediately following application. Hay may be fed if not cut for 21 days following application. **Note:** Do not spray livestock directly. **Pre-harvest Intervals:** Do not harvest crops for 3-14 days after the last application. See label for crop specific restrictions. Do not graze or feed immature crops within 14 days of harvest. **Re-cropping:** No restrictions.

Environmental Precautions

Toxic to fish and wildlife. Birds feeding in treated areas may be killed. Do not contaminate any body of water.

Toxicity

Acute oral toxicity LD₅₀ (rats) = <50 mg/kg. Dermal toxicity LD₅₀ (rats) = <200 mg/kg. Highly toxic to bees exposed to direct treatment or to residues on crops.

Storage

Store in a cool, dry place and avoid cross contamination with other pesticides, fertilizers, food and feed.

Dibrom

Group 1B

Formulation

Product	Company	Active ingredient	Formulation	Container Size
Dibrom Insecticide (PCP# 7442)	Loveland Products Canada	Naled : 900 g/L	Emulsifiable concentrate	1 - 10 L

Crops, Insects Controlled and Rates

Crops	Insects controlled	Rate per acre	Specific comments
Alfalfa, clover, vetch	Aphids, leafhoppers, lygus bug	425 - 850 mL	
Beans (dry or field) peas (processing)	Alfalfa looper, aphids, red spider mites	425 - 850 mL	Ground and aerial application. Workers using the maximum rate of 850 mL/acre must limit the area treated to 200 ha per day.
Potato	Colorado potato beetle, leafhoppers, flea beetles	425 mL	Ground and aerial applications.
Sugarbeet	Red spider mites, leafhoppers	850 mL	Ground application only. Do not apply to food or forage crops within 5 days of harvest or grazing.
Rangeland, field areas and pastures	Grasshoppers – nymphs	215 - 332 mL	Ground and aerial application. Animals may be present during treatment.
	Grasshopper – adults	271 - 389 mL	

Application Information

How to Apply: Ground and aerial application with the exception of sugarbeets, which require ground application only. **Water Volume:** Ground: 40 - 120 L/acre. Aerial: 4 - 12 L/acre.

Application Tips

Thorough coverage required. Do not apply when temperature is over 32°C.

Dibrom (cont'd)**How it Works**

Naled is a contact insecticide.

Restrictions

Grazing: Do not apply to food or forage crops within 4 days of harvest or grazing, unless otherwise specified.

Re-entry: Do not allow worker entry into treated areas (outdoor or indoor) for 48 hours following application. If animals must be handled within 48 hours of application, wear chemical resistant gloves.

Environmental Precautions

This product is toxic to fish, birds and other wildlife. Keep out of any body of water. Do not contaminate water when cleaning equipment or disposing of wastes.

Toxicity

Acute oral LD₅₀ (female rats) > 235 mg/kg (technical). Acute dermal LD₅₀ (rabbits) > 5,050 mg/kg (technical). Toxic to bees; avoid application during periods of bee activity.

Storage

Do not use or store near heat or open flame. Store in a cool, dry place.

Eco Bran

Group 1A

Formulation

Product	Company	Active ingredient	Formulation	Container Size
Eco Bran (PCP# 25185)	Peacock Industries	Carbaryl: 2%	Granules (2%)	20 kg bag

Crops, Insect Controlled and Rates

Crops	Insects controlled	Rate	Specific comments
Wheat, oats, rye	Grasshopper	20 - 40 g/100 m ²	Apply when pest emergence is at its peak and populations are above the economic threshold. The higher rate should be used for older grasshoppers or severe infestations.
Barley			
Corn (field and sweet)			
Canola			
Beans			
Alfalfa, clover			
Field borders, headlands, rights-of-way, roadsides, wastelands			

Application Information

How to Apply: Ground application only. Do not apply by air. Broadcast applications may be made with spreaders, hand applicators or by hand.

Application Tips

Timing is essential for effective control.

How it Works

A carbamate insecticide that works by ingestion. Moderate to rapid in speed of action with moderate to long residual effectiveness (2 days to 4 weeks) depending on crop/pest complex, formulation and climatic conditions.

Restrictions

Rainfall: Do not apply just before rain. **Grazing:** May be used in pastures while beef cattle are grazing.

Pre-harvest Intervals (Days): Barley (28); canola (treat only seedlings), beans (5), oats, rye, wheat (14), field corn, sweet (1), alfalfa, clovers (2), forage crops (2), field borders, headlands, rights-of-way; roadsides, wasteland (0).

Livestock Re-entry Period to Pasture or Rangeland (Days): Beef cattle or other livestock (1), dairy cattle (2).

Environmental Precautions

Do not allow product to contaminate feed troughs or drinking water. Do not apply within 50 metres of sloughs, ponds, streams, dugouts or open water. Apply when winds are between 3 - 8 km/h and do not favor drift.

Toxicity

Acute oral LD₅₀ (rats) = 540 mg/kg.

Storage

Store apart from food and feeds.

Imidan 70 WP Instapak

Group 1B

Formulation

Product	Company	Active ingredient	Formulation	Container size
Imidan 70 WP (PCP# 29064)	Gowan Company	Phosmet : 70 %	Wettable powder	2.265 kg (5 x 0.453 kg)

Crops, Insect Controlled and Rates

Crops	Insects controlled	Rate per acre	Specific comments
Alfalfa	Alfalfa weevil, alfalfa blotch leafminer	648 g	Do not apply during bloom. Do not apply more than once per cutting or within 7 days of harvest. Do not make more than 3 applications per season.
Potato	Colorado potato beetle, potato flea beetle, potato leafhopper, potato aphid	648 g	Do not apply within 7 days of harvest. Maximum of 5 applications per season.

Application Information

How to Apply: Ground application only. Do not apply by air. **Water Volume:** Apply in sufficient water to provide good coverage.

Application Tips

Imidan is packaged in water-soluble sachets that are to be dropped into the spray tank unopened. Do not use in low-volume, gear-type spray equipment. Do not apply during periods of dead calm or when winds are gusty.

How it Works

Phosmet is a non-systemic, contact, organophosphorous insecticide.

Restrictions

Re-entry Interval: 5 days.

Environmental Precautions

Imidan is toxic to birds, small wild mammals and aquatic organisms. Do not apply within 15 metres of sloughs, ponds, streams, dugouts or open water.

Imidan 70 WP Instapak (cont'd)

Runoff: To reduce runoff from treated areas into aquatic habitats, avoid application to areas with a moderate to steep slope, compacted soil or clay. Avoid application when heavy rain is forecast. Contamination of aquatic areas as a result of runoff may be reduced by including a vegetative strip between the treated area and the edge of the water body.

Toxicity

Acute oral LD₅₀ (rats) = 285 mg/kg. Toxic to bees.

Storage

Store above 0°C. Keep water soluble sachets in their protective container and store in a cool, dry place. Do not store at temperatures above 40°C.

Lannate

Group 1A

Formulation

Product	Company	Active ingredient	Formulation	Container size
Lannate (PCP# 10868)	E.I. Du Pont Canada	Methomyl	Soluble powder	225 g water soluble pouches

Crops, Insects Controlled and Rates

Crops	Insects controlled	Rate per acre	Specific comments
Canola	Alfalfa looper, Bertha armyworm, beet webworm, clover cutworm, cabbage looper	87 - 207 g	Aerial and ground applications.
Flax	Bertha armyworm	89 - 109 g	Aerial and ground applications.
Peas	Alfalfa looper, pea aphids	200 g	Ground applications only.
Potato	Leafhoppers, flea beetles, aphids	215 g	Ground applications only.
	Variegated cutworm	109 - 218 g	
Beans (snap)	European corn borer	223 g	Ground applications only.
Corn (sweet)	Aphids, corn earworm	175 - 250 g	Ground applications. Corn earworm: Apply 4 sprays at 2-4 day intervals, beginning when 25% of the ears show silk. European corn borer: Apply at 5-day intervals when egg masses begin to hatch, but no later than when the first feeding damage is seen on leaves.
	European corn borer	253 g	
Wheat, oats, barley	Common armyworms	109 - 218 g	Air and ground applications.
	Thrips	121 g	

Application Information

How to Apply: Ground and aerial application. See above table for details. **Water Volume:** Ground: 40 - 140 L/acre. Aerial: 9 L/acre minimum.

Application Tips

Apply when insects are causing economic damage; continue applications at 5 - 7 days intervals or as needed. Apply the low rates on small plants, small insects and light insect infestations. Use 1 to 3 applications of the highest recommended rate for controlling severe infestations. Early morning or late evening applications times are recommended.

How it Works

A carbamate insecticide that works by contact and ingestion and has some systemic action. Rapidly degraded in green, growing plants; short-term residual.

Restrictions

Pre-harvest Intervals (days): barley, oats, wheat (20); canola, flax (8); peas (1); potatoes, sweet corn (3); snap beans (7).

Environmental Precautions

This product is toxic to fish, birds and other wildlife. Keep out of any body of water. Do not apply where runoff is likely to occur. Do not apply when weather conditions favour drift from areas treated. Do not contaminate water by cleaning of equipment or disposal of wastes.

Toxicity

High acute mammalian toxicity. Acute oral LD₅₀ (rats) = technical 17 - 24 mg/kg. Toxic to bees.

Storage

Store product in original container only. Store away from other pesticides, fertilizer, food or feed. Do not allow product to freeze.

Lorsban NT/Pyrinex/Nufos/Citadel/ Warhawk 480 EC/MPower Krypton

Group 1B

Formulation

Product	Company	Active ingredient	Formulation	Container size
Lorsban NT (PCP# 29650)	Dow AgroSciences	Chlorpyrifos: 452 g/L	Emulsifiable concentrate	10 L, 208 L
Nufos 4 E (PCP# 25831)	Cheminova Canada	Chlorpyrifos: 480 g/L		10 L, 115 L, 208 L drum
Pyrinex 480 EC (PCP# 23705)	ADAMA Canada			10 L, 208 L drum
Citadel 480 EC (PCP# 27479)	IPCO			10 L
Warhawk 480 EC (PCP# 29984)	Loveland Products Canada			1 - 500 L
MPower Krypton (PCP# 30985)	NewAgco Inc.			10 L, 115 L drum

Crops, Insects Controlled and Rates

Crops	Stage	Insects controlled	Rate per acre
Barley, oats, wheat	Seedlings	Armyworm (including Bertha armyworm), army cutworm, darksided cutworm, pale western cutworm, redbacked cutworm	355 - 485 mL
		Brown wheat mite	250 mL
		Grasshoppers – nymphs	235 mL*
		Grasshoppers – adults	355 mL
		Russian wheat aphids	202 mL
Wheat	Foilage	Orange blossom wheat midge	335 - 405 mL
Canola	Seedling	Army cutworm, darksided cutworm, pale western cutworm, redbacked cutworm, variegated cutworm	355 - 485 mL

Lorsban/Pyrinex/Nufos/Citadel/Warhawk 480 EC/MPower Krypton (cont'd)

Crops	Stage	Insects controlled	Rate per acre
Canola	Foliage	Alfalfa looper, armyworm, Bertha armyworm	305 - 405 mL
		Diamondback moth (larvae)	405 - 607 mL
		Lygus bugs	202 - 405 mL
		Grasshoppers	235 - 355 mL
Field corn, sweet corn	Seedling: 2- 5 leaf	Black cutworm, dark-sided cutworm, red-back cutworm	485 - 970 mL
	Soil: Pre-plant	Black cutworm, dark-sided cutworm, red-back cutworm	970 mL
Flax	Soil or foliage	Army cutworm, darksided cutworm, pale western cutworm, redbacked cutworm, variegated cutworm, armyworm	355 - 485 mL
		Bertha armyworm	305 - 405 mL
Sunflower	Soil or foliage	Army cutworm, pale western cutworm, redbacked cutworm	485 mL
Lentils		Pale western cutworm	354 - 485 mL
		Grasshoppers	234 - 485 mL
Potato	Soil or seedling	Colorado potato beetle (larvae), potato flea beetle , tarnished plant bug	404 mL
		Black cutworm, darksided cutworm, redback cutworm	Soil: 970 mL Seedling: 485 - 970 mL
Sugar beet	Soil or seedling	Pale western cutworm, redbacked cutworm	485 - 970 mL

*Not registered for Warhawk 480 EC.

Registered Tank Mixes

Citadel, Lorsban NT, Nufos and Pyrinex may be tank mixed with 2,4-D amine and ester, Avenge, Banvel II + 2,4-D amine, Buctril M, MCPA amine and ester. Logic M can be tank mixed only with Citadel. Warhawk may be tank mixed with Avenge, Banvel, 2,4D amine and ester, MCPA amine and ester, Buctril M.

Caution: When tank mixing, always add the herbicide to the spray tank first and then add Citadel, Lorsban, Nufos or Pyrinex.

Application Information

How to Apply: Ground and aerial application (unless otherwise specified on the label).

Water Volume: Ground: 20 - 80 L/acre. Aerial: 4 - 12 L/acre minimum.

Application Tips

Uniform coverage of crop is essential: use a boom configuration that provides optimum coverage. Use higher rates when infestations are heavy and when foliage is dense.

Bertha armyworm, and armyworm: Use higher rate for large larvae and when canopy is dense.

Cutworms: Higher rates and water volumes when the top 1 cm of soil surface is extremely dry or when the infestation is heavy.

Foliage treatments: When spraying crops near maturity, an application system that gives maximum penetration of the crop canopy is necessary to get good insect kill. Do not apply to crops in bloom. Best results will be obtained when application is made during early evening. Avoid application under hot temperatures. Do not apply to plants under extreme drought stress.

How it Works

Chlorpyrifos is a broad-spectrum, non-systemic and contact organophosphate insecticide and acaricide.

Expected Results

Insects must come in direct contact with the insecticide to be affected. Degrades on foliage by weathering, and a significant kill of insects eating treated foliage may not last beyond 48 hours after treatment. Somewhat more persistent in soil; control of soil-dwelling insects may be more durable.

Restrictions

Rainfall: Foliar treatments: should be made 4 - 6 hours before forecast rainfall. Soil treatment: should not be applied if heavy rainfall is forecast. **Grazing:** Cereals grown for cover crop treated with chlorpyrifos insecticide should not be harvested for human or animal consumption if treated within 60 days of harvest. **Pre-harvest Interval (Days):** Barley, oats, wheat (60), canola (21), corn – field and sweet only (70), flax (21), lentils (21 days for applications up to 354 mL/acre), (60 days for applications greater than 354 mL/acre), potatoes (7), sugarbeets (90), sunflowers (42). **Re-entry:** Do not enter treated field for at least 24 hours after application. **Re-cropping:** No information is specified on the label. **Maximum Allowable Applications:** Barley, oats, wheat, canola, corn, flax, lentil, sunflower, potatoes – do not apply more than once per season. See label for restrictions on other crops.

Environmental Precautions

Chlorpyrifos is toxic to birds and wildlife and extremely toxic to fish and aquatic organisms. Do not apply directly to water. Drift and runoff from treated areas may be hazardous to aquatic organisms in adjacent aquatic sites.

Runoff: To reduce runoff from treated areas into aquatic habitats, consider the characteristics and conditions of the site before treatment. **Leaching:** Binds to organic matter in soil. As a result it is less likely to leach in soils with adequate organic matter levels.

Toxicity

Acute oral LD₅₀ (rats) formulation = 440 - 900 mg/kg. Toxic to bees exposed to direct applications, drift, or residue on blooming plants.

Storage

Keep away from heat, sparks and open flame. Do not store above 38°C for extended periods of time. Keep away from food, drinks and animal feed.

Malathion

Group 1B

Formulation

Product	Company	Active ingredient	Formulation	Container size
Malathion 500 EC (PCP# 5821)	IPCO	Malathion: 500 g/L	Emulsifiable concentrate	10 L jug
Malathion 85 E (PCP# 8372)	Loveland Products Canada	Malathion: 85 %		1 - 20 L jug
Malathion 95 ULV (PCP# 25638)	Loveland Products Canada	Malathion: 96.5%		205 L
Malathion grain protector dust (PCP# 15896)	Loveland Products Canada	Malathion: 2 %	Dust	22.7 kg bag
Malathion Grain Protector Dust (PCP# 17222)	IPCO	Malathion: 2%	Dust	20 kg bag

Crops, Insects Controlled and Rates

Crops	Insects controlled	Rates per acre		
		Malathion 500	Malathion 85 E	Malathion 95 ULV
Alfalfa	Alfalfa weevil larvae, aphids, grasshoppers, leafhoppers, lygus bugs, spider mites, spittlebugs (adult)	0.81 - 1.2 L	0.45 - 0.54 L	0.45 L (alfalfa weevil larvae only)
	Alfalfa blotch leafminer	1.2 L	0.54 L	
Flax	Grasshoppers	0.45 - 0.69 L	0.22 - 0.35 L	

Malathion (cont'd)

Crops	Insects controlled	Rates per acre		
		Malathion 500	Malathion 85 E	Malathion 95 ULV
Barley, oats, rye, wheat	Armyworms, English grain aphids, greenbugs, winter grain mites	0.61 - 0.81 L	0.45 - 0.54 L	0.17 - 0.22 L (armyworms only)
	Grasshoppers	0.69 L		
	Cereal leaf beetle	0.22 - 0.45 L	0.44 L	0.11 - 0.22 L
Beans	Aphids, leafhoppers, Mexican bean beetle, spider mites	0.57 - 1.2 L	0.3 - 0.54 L	
	Marmorated stink bug (suppression)		0.54 L	
Canary grass (seed production)	Aphids		0.27 L	
Canola, mustard	Flea beetles, grasshoppers	0.45 - 0.69 L	0.22 - 0.35 L	
	Diamondback moth (larvae)	0.22 - 0.34 L	0.11 - 0.17 L	0.11 - 0.17 L (canola)
Clover	Aphids, grasshoppers, leafhoppers, spider mites, spittle bug		0.45 - 0.54 L	0.22 L (greenworms)
Clover (sweet)	Sweet clover weevil	0.57 - 1.01 L	0.3 - 0.49 L	
Corn (grain/forage)	Earworms, European corn borers		0.45 - 0.54 L	
Lentils	Grasshopper	0.69 L	0.34 L	
	Marmorated stink bug (suppression)		0.34 L	
Peas	Pea aphid, leafhoppers, pea weevil, spider mites, marmorated stink bug (suppression)		0.45 L	
Pasture and rangeland	Grasshopper	0.45 - 0.69 L	0.34 L (pasture/rangeland) 0.4 - 0.6 L (alfalfa)	0.22 - 0.34 L
Potato	Aphids, leafhoppers, Colorado potato beetles, spider mites	0.57 - 0.81 L	0.3 - 0.45 L	
Sugar beet	Flea beetle		0.22 L	

When to Apply**Foliar spray**

Legumes: When economic thresholds are reached. Do not apply to legumes in bloom. **Sweet clover:** Spray field margins of first-year clover in late summer or early fall when migration of weevil adults is occurring. **Canola, Flax:** When bees are absent from field and temperatures is above 18°C. **Sugar Beets:** At 3 - 5 leaf stage when insects or damage first appears.

Stored grain treatments

To be used only for stored cereal grains and corn. As grain is being loaded or turned into final storage. Surface protectant – immediately after grain is loaded into storage.

Storage protectant: Prior to filling of grain storage structures.

Crop	Insects controlled	Liquid (per 1,000 kg grain)	2.0% Dusts (per 1,000 kg grain)
Barley	Confused flour beetle, flat grain beetle, grain mites, granary weevil, Indian meal moth, lesser grain borers, red flour beetle, rice weevil, rusty grain beetle, saw-toothed grain beetle	12 g	520 g
Corn		10 g	–
Oats		17 g	735 g
Rye		10 g	450 g
Wheat		10 g	415 g
Barley, corn, oats, rye, wheat	Indian meal moth	300 mL/100m ² of grain surface	–

Note: The Canadian Grain Commission does not recommend the use of grain protectants. Malathion is more effective in dry grain than in tough or damp grain because the pesticide breaks down rapidly.

Application Information

Foliar treatments: (Malathion 500, 85 E and Malathion 95 ULV): Ground and aerial application. See product label for restrictions. **Water Volume:** Ground: 400 L/acre. **Aerial:** 12 L/acre minimum.

Stored Grain Treatments: Apply with sprayer or dust applicators. **Water Volume:** 10 - 20 L water; Indian meal moth (surface treatment) – 295 mL in 5 - 10 L water/100 m². **Incorporation:** Add to grain as it is being augered, or scatter proper amount of dust on each load and cut in with shovel before dumping.

Application Tips

All crops: Apply when day temperature is expected to exceed 20°C. Do not apply to plants in bloom. Stored grain: To protect from Indian meal moth, spray evenly over the surface of uninfested grain and rake to a depth of 15 cm. Where special application equipment is not available, any type of low pressure sprayer holding 5 L or more can be used. Apply spray to the grain stream as it is being elevated into storage.

Before storing new grain: Thoroughly clean up old grain and debris from bins, elevators or grain handling equipment. Remove and burn all sweepings. After cleaning the premises, apply a residual malathion spray to walls, floors and machinery in grain elevators or farm storage. Force spray into cracks and crevices. Apply 5 L of spray/100 m² of surface area using a coarse wetting spray. Wait until spray has thoroughly dried before storing grain in treated areas. Spray this mixture around the outside of bins and elevators to help prevent the insects from entering the bins.

How it Works

A non-systemic, contact, organophosphate insecticide and acaricide of brief to moderate persistence. Generally non-phytotoxic.

Restrictions

Grazing: For pasture and range grass, repeat as necessary. Do not apply to fields occupied by dairy animals, but may be grazed or harvested on the day of application. **Pre-harvest Intervals:** Lentil: 14 days, canary grass - seed production: 14 days. All other field crops and pasture: 7 days. **Stored Grain Sales:** Do not apply within 7 days of selling grain. Do not apply to barley destined for malting, canola, flax or pulses.

Environmental Precautions

Malathion is highly toxic to aquatic organisms. Avoid contamination of aquatic systems during application. Do not contaminate these systems through direct application, disposal of waste or cleaning equipment.

Toxicity

Acute oral LD₅₀ (rats): 1,375 - 2,800 mg/kg. Acute dermal LD₅₀ (rabbit): > 2,000 mg/kg.

Storage

This product is flammable. Do not store near food or feed. Store in cool, dry place.

Matador 120EC/Silencer 120EC

Group 3

Formulation

Product	Company	Active ingredient	Formulation	Container size
Matador 120 EC (PCP# 24984)	Syngenta	Lambda-cyhalothrin: 120 g/L	Emulsifiable concentrate	3.78 L
Silencer 120 EC (PCP# 29052)	ADAMA Canada			3.78 L

Crops, Insects Controlled and Rates

Crop	Insects controlled	Rate per acre	Specific comments
Alfalfa ¹	Alfalfa weevil, lygus bug, pea aphid, potato leafhopper, tarnished plant bug	34 mL (ground or air)	Do not apply within 3 days of livestock foraging. Do not use more than 3 applications per year. Allow a 7 day interval between treatments. Aerial Application: Do not make more than 1 application of 34 mL/acre of the allowed seasonal total by air. Pre-harvest interval: 3 days. Maximum number of application per season: 3.
Alfalfa ¹ , unimproved pasture, summer-fallow	Grasshoppers	25 - 34 mL (ground) 34 mL (air)	
Barley, oats, wheat	Grasshoppers	25 - 34 mL (ground) 34 mL (air)	Do not apply within 14 days of livestock foraging. Pre-harvest interval: 28 days. Maximum number of aerial applications: 2.
Barley, oats, wheat	Armyworm	34 mL (ground or air)	Spray no later than when first feeding damage is seen on foliage. Do not exceed 3 applications per year. Do not apply within 14 days of livestock foraging. Pre-harvest interval: 28 days.
Canola and mustard	Bertha armyworm, cabbage seedpod weevil, crucifer flea beetle, diamondback moth larvae, lygus bug, cabbage looper, imported cabbage worm	34 mL (ground or air)	Do not apply within 7 days of harvest. Do not exceed 3 applications per year. Allow a 7 day interval between treatments. Aerial application: Do not make more than 1 application of 34 mL/acre of the allowed seasonal total by air. For cabbage seedpod weevil, make only 1 application per season by either ground or aerial application equipment.
	Grasshoppers	25 - 34 mL (ground) 34 mL (air)	
Corn (field, sweet) ²	Armyworm	34 - 84 mL (ground or air)	Sweet Corn: Do not apply within 1 day of harvest. Corn for silage: Do not apply within 14 days of harvest. Field corn, popcorn and corn grown for seed: Do not apply within 21 days of harvest.
Corn (field, silage, pop seed)	Corn earworm, European corn borer	76 mL (ground or air)	
Flax	Grasshoppers	25 - 34 mL (ground or air) 34 (air)	Do not apply within 7 days of harvest. Do not use more than 3 applications per year. Allow a 7 day interval between treatments. Aerial Application: Do not make more than 1 application of 34 mL/acre of the allowed seasonal total by air.
Lentil ²	Aphids	34 - 90 mL (ground or air)	Do not graze or harvest treated forage, straw or hay for livestock feed. Pre-harvest interval for dry beans, chickpea, lentil, faba beans and dry peas: 21 days. Pre-harvest interval: 7 days. Do not use more than 3 applications per season.
	Cutworms, grasshoppers, lygus bug, potato leafhoppers	34 mL (ground or air)	
Peas (dry, succulent) faba beans (broad beans), chickpeas ²	Aphids	34 - 90 mL (ground or air)	Aerial application: Do not make more than 2 applications of 34 mL/acre of the allowed seasonal total by air.
	Cutworms, grasshoppers, pea leaf weevil, potato leaf hopper	34 mL (ground or air)	
	Bean leaf beetle	34 - 94 mL (ground) 34 mL (air)	

Crop	Insects controlled	Rate per acre	Specific comments
Potato	Potato flea beetle, potato leafhopper, tarnished plant bug, tuber flea beetle	34 - 51 mL (ground or air)	The maximum rate per season must not exceed 101 mL of product per acre. Do not apply within 7 days of harvest. Do not use more than 3 applications per year if using the 34 mL per acre rate. Do not use more than 2 applications per year if using the 51 mL/acre rate. Aerial Application: Do not make more than 1 application of 34 L/acre of the allowed seasonal total by air. Pre-harvest interval: 7 days.
	European corn borer	34 mL (ground or air)	
	Colorado potato beetle	34 - 51 mL (ground) 34 mL (air)	
	Armyworm ²	34 mL (ground or air)	
Sunflower	Sunflower beetle	17 - 26 mL (ground)	Pre-harvest interval: 7 days. Do not make more than 3 applications per season. Aerial Application: Do not make more than 1 application of 34 L/acre of the allowed seasonal total by air.
		34 mL (air)	
	Lygus bug	34 mL (ground or air)	
Timothy (hay or seed) ²	Grasshoppers	25 - 34 mL (ground)	Do not apply within 14 days of harvest. Treated crops may be fed to non-lactating dairy animals and other livestock following a 14 day interval from application to harvest or foraging. Do not apply by air.

¹ Alfalfa seed from treated crops is not to be used for production of 'alfalfa sprouts' for human consumption. ² Registered under User Requested Minor Use Label Expansion Program

Registered Tank Mixes

Matador: Achieve Liquid, Horizon, Quadris, Quilt, Tilt.

Silencer: Achieve Liquid, Bison 400, Bumper, Headline, Horizon, Ladder, Blanket AP, Quadris.

When Used

Aphids: Use the higher rate when conditions favour rapidly increasing aphid populations. Repeat sprays at 7 day intervals depending on the presence of significant populations as determined by local monitoring.

Cabbage seedpod weevil: Apply at the bud to early flowering stage of crop development. Timing of applications should also be based on the presence of significant populations of adults, as determined by local monitoring. Application prior to adult migration into the field will not be effective.

Colorado potato beetle: Apply when insects or damage appears. Use the high rate once larvae are past the second instar. Timing of applications should be based on the presence of vulnerable pest developmental stages and significant populations as determined by local monitoring. Colorado potato beetle susceptibility to pyrethroid insecticides should be confirmed using an appropriate assay.

Crucifer flea beetle: To prevent migration of overwintering flea beetle adults throughout the field, ground spray a 15 m strip around the field at the first sign of flea beetle feeding.

Cutworm: Applications should be made under moist conditions in the evening or night when cutworm activity is highest. Do not disturb the soil surface for 5 days after treatment.

Grasshoppers: Best results on young, non-flying grasshoppers (up to 3rd nymphal stage, up to 1 cm in length) or when insect numbers are low. Use higher rate when grasshopper are larger, up to but not including winged adults (up to 2.5 cm in length) or when insect numbers are high. If insect migration into a field is severe, apply spray to a 15 m strip around the field.

Application Information

How to Apply: Ground and aerial application. See above table for details. **Water Volume:** Ground: 40 – 80 L/acre. Aerial: 4 - 16 L/acre.

Application Tips

Control of some insects species with synthetic pyrethroid insecticides decreases as temperature rises. For best results, apply Matador 120EC or Silencer 120EC during early morning before temperature rise and during the evening, past the heat of the day. Temperature must be warm enough for insects to be active.

Matador 120EC/Silencer 120EC (cont'd)**How it Works**

Cyhalothrin-lambda is a photostable, synthetic pyrethroid insecticide. It is a fast acting stomach and contact insecticide. It has no fumigant or systemic activity. Best results will be obtained when applied during early developmental stages of pests as determined by regular monitoring.

Restrictions

Rainfall: Avoid application when heavy rain is forecast. **Grazing:** Do not graze or feed livestock treated forage or cut green crop for hay or silage. **Pre-harvest Intervals:** See above table. **Re-entry:** Do not re-enter treated areas until 24 hours after treatment. If early re-entry into treated areas is required, workers must wear long pants, long-sleeved shirts, chemical resistant gloves, boots and a hat.

Environmental Precautions

Toxic to aquatic organisms and fish. Do not apply within 15 m of environmentally sensitive areas using ground equipment and 100 m of environmentally sensitive areas when applying by air.

Runoff: To reduce runoff from treated areas into aquatic habitats, avoid application to areas with a moderate to steep slope, compacted soil or clay.

Toxicity

Acute oral LD₅₀ (female rats) Matador 120/Silencer 120 = 278 mg/kg; technical = 56 mg/kg. Toxic to bees.

Storage

Heated storage not required. Storage below 0°C will not impair the effectiveness of Matador 120 EC or Silencer 120 EC; however, following such storage, agitate well before use. Store in a cool, well ventilated area away from food or feed.

Minecto Duo 40WG

Group 4, 28

Formulation

Product	Company	Active ingredient	Formulation	Container size
Minecto Duo (PCP# 30900)	Syngenta	Thiamethoxam: 20% Cyantraniliprole: 20%	Wettable granule	2 x 3.04 kg

Crops, Insects Controlled and Rates

Crop	Insects controlled	Rate per acre	Specific comments
Potato	Aphids, Colorado potato beetle, flea beetles, potato leaf hopper	178 - 283 g	Minecto Duo is applied as an in-furrow application at the seeding depth or as a narrow surface band above the seedline during planting. Prepare no more spray mixture than is needed for the immediate operation. Do not let spray mixture stand overnight in the spray tank.

Registered Tank Mixes

None registered.

Application Information

How to Apply: Ground application only. Do not apply by air.

Application Tips

Apply in sufficient water volume to ensure uniform application and incorporation into the soil. Do not use a foliar

application of a product containing a Group 4 (neonicotinoid) or Group 28 (diamide) insecticide following in-furrow or soil application of Minecto Duo 40WG.

How It Works

Thiamethoam is a neonicotinoid insecticide. Insects are controlled through contact and ingestion. Cyantraniliprole exposure results in paralysis and death.

Restrictions

Rainfall: Avoid application of Minecto Duo 40WG when heavy rain is forecast. **Pre-harvest Intervals:** 7 days.

Re-entry: Do not enter into treated areas for 12 hours after foliar application. **Re-cropping:** Treated areas may be replanted immediately following harvest or as soon as practical following the last application with any crop listed on the label or to sorghum, wheat, barley and canola. Any cover crop planted for erosion control or soil improvement may be planted as soon as practical following the last application. However, the cover crop may not be grazed or harvested for food or feed. For all other crops, a 120-day plant-back interval must be observed.

Environmental Precautions

Minecto Duo is toxic to aquatic organisms. Do not apply this product directly to freshwater, estuaries or marine habitats.

Runoff: To reduce runoff from the treated areas to aquatic habitats, consider the characteristics and conditions of the site before treatment. Site characteristics and conditions that may lead to runoff include, but are not limited to, heavy rainfall, moderate to steep slope, bare soil, poorly draining soil.

Toxicity

Oral LD₅₀ (rats) >5,000 mg/kg. Dermal LD₅₀ (rats) = >5,000 mg/kg. Toxic to bees.

Storage

Store in cool, dry place.

Monitor

Group 1B

Formulation

Product	Company	Active ingredient	Formulation	Container size
Monitor (PCP# 12287)	Bayer CropScience	Methamidophos: 480 g/L	Liquid	10 L

Crops, Insects Controlled and Rates

Crop	Insects controlled	Rate per acre	Specific comments
Canola/rapeseed	Bertha armyworm	233 - 500 mL	Applications should begin when small larvae are present or when damage first appears. A maximum of two applications may be made per season. Do not apply within 10 days of harvest.
	Grasshopper	505 mL	Applications should begin when migration of grasshoppers from ditches and field borders becomes apparent. A maximum of two applications may be made per season.
Potato	Aphids, Colorado potato beetle, potato flea beetle, potato leafhopper	707 - 910 mL	Apply in a 10 to 14 day program or as necessary. Do not apply within 14 days of harvest.

Monitor (cont'd)**Application Information**

How to Apply: Ground and aerial application. **Water Volume:** Ground: 80 - 400 L/acre. Aerial (canola only): 4 L/acre minimum.

Application Tips

Avoid use during flowering and pollination periods.

How it Works

Methamidophos is a broad spectrum, organophosphorus insecticide and acaricide that works by contact and systemic action. Non-phytotoxic when used as directed. Contact effectiveness may persist for 7 - 21 days.

Restrictions

Re-entry: Do not re-enter treated fields until drifting insecticide and volatile residues have dissipated.

Environmental Precautions

This product is toxic to fish and wildlife. Do not apply to any body of water. Fish will be killed if their waters are contaminated with this product. Wildlife in contact with treated areas may be harmed.

Drift: Do not apply under conditions involving possible drift to food, forage or other plantings that might be damaged.

Toxicity

Acute oral LD₅₀ (rats) = 13 - 15 mg/kg. Highly toxic to bees.

Storage

Store and display apart from food or feed. Do not store in or around the home. Store in a cool, dry place but not below -10°C. Protect from heat.

Movento 240 SC

Group 23

Formulation

Product	Company	Active ingredient	Formulation	Container size
Movento 240 SC (PCP# 28953)	Bayer CropScience	Spirotetramat: 240 g/L	Suspension concentrate	2 L

Crops, Insects Controlled and Rates

Crop	Insects controlled	Rate per acre	Specific comments
Potato	Aphids	89 - 148 mL	Apply when insect populations begin to build and before a damaging population becomes established. Maximum application per crop season: 295 mL. Minimum interval between applications: 7 days. Do not apply within 7 days of harvest.

Application Information

How to Apply: Ground application only. Do not apply by air. **Water Volume:** Ground: 120 L/acre minimum.

Application Tips

Rate selected for use depends on aphid infestation level. Apply in adequate water for uniform coverage. For high insect pressure a follow-up application may be necessary 1 - 2 weeks after initial application.

How it Works

Movento 240 SC is fully systemic, moving through phloem and xylem to all plant tissues including new shoot, leaf and root growth. Movento 240 SC is active primarily during the ingestion by immature insect life stages.

Restrictions

Re-cropping: Plant-back interval: A plant-back restriction of 30 days is required for all crops not on the label.

Re-entry: Do not enter or allow worker entry into treated areas during the restricted entry interval of 12 hours.

Environmental Precautions

This product is toxic to aquatic organisms. Do not apply to any body of water.

Runoff: To reduce runoff from treated areas into aquatic habitats, avoid application to areas with a moderate to steep slope, compacted soil or clay. Avoid application when heavy rain is forecast. **Drift:** Movovento is toxic to non-target terrestrial plants. Maintain a buffer zone of 1 metre between the point of direct application and the closest downwind edge of sensitive terrestrial habitats.

Toxicity

Acute oral LD₅₀ (female rats) = > 2,000 mg/kg. Acute dermal LD₅₀ (male/female combined rats) = > 4,000 mg/kg. Toxic to bees.

Storage

Do not allow product or containers to freeze. Store in a cool, dry place and in such a manner as to prevent cross contamination with other pesticides, fertilizers, food and feed. Store in original container.

Orthene

Group 1B

Formulation

Product	Company	Active ingredient	Formulation	Container size
Orthene (PCP# 14225)	Arysta LifeScience	Acephate: 75%	Soluble Powder	1.5 kg

Crops, Insects Controlled and Rates

Crop	Insects controlled	Rate per acre	Specific comments
Corn (seed, sweet)	European corn borer	300 - 440 g	Apply when egg mass count indicates an economically damaging population. Use the high rate only when heavy pest infestations are present.
Potato	Green peach aphid, potato aphid, potato flea beetle, potato leafhopper, tarnished plant bug	300 - 440 g	Begin applications at first sign of insects and repeat on a 7 - 10 day schedule.

Note: If Orthene is to be used on a commodity that may be exported to the U.S. and you require information on acceptable residue levels in the U. S., visit CropLife Canada's web site at www.croplife.ca

Application Information

How to Apply: Ground application only. Do not apply by air. **Water Volume:** Ground: Corn: 90 - 400 L/acre; Potatoes: 90 - 660 L/acre.

Application Tips

Do not apply more than 4 applications per season.

How it Works

Systemic insecticide: Stomach poison.

Restrictions

Grazing: Do not feed trimmings to livestock or allow animals to graze on treated areas. Do not feed corn fodder or forage from treated crop to livestock. **Pre-harvest Intervals:** Do not apply within 21 days of harvest.

Orthene (cont'd)

Re-entry: Do not re-enter treated corn fields for 5 days. Do not re-enter treated potato fields for at least 24 hours. See label for more details on entering treated fields.

Environmental Precautions

Orthene is toxic to aquatic organisms. Do not apply to any body of water. Orthene is also toxic to birds and mammals. Observe buffer zones as specified on the label.

Leaching: Orthene has a potential to leach through soil to groundwater. The use of this product may result in contamination of groundwater particularly in areas where soils are permeable (e.g. sandy soil) and/or where the depth to the water table is shallow.

Toxicity

Acute oral LD₅₀ (rats) = 605 - 1,100 mg/kg. Toxic to bees.

Storage

Store in cool, dry place. Protect from excessive heat.

Phostoxin

Group 8B

Formulation

Product	Company	Active ingredient	Formulation	Container size
Phostoxin Tablets* (PCP# 15736)	Gardex Chemicals Ltd.	Aluminum Phosphide: 55%	Fumigants	1 kg
Phostoxin Pellets** (PCP# 15735)				
Phostoxin Sachet*** (PCP# 16438)				

* Tables (3 g) release 1.0 g phosphine upon decomposition.

** Pellets (0.6 g) release 0.2 g phosphine upon decomposition.

*** Sachet : (34 g) release 11.0 g phosphine upon decomposition

Note: Order directly – Gardex Chemicals Ltd.: 1-800-804-3633 (British Columbia location).

Insects Controlled

Angoumois grain moth
bean weevil
cadelle
cigarette beetle

dermestids
dried fruit moth
flour beetles
granary weevils

Indian meal moth
khapra beetle
lesser grain borer

Mediterranean flour moth
rusty grain beetle
saw-toothed grain beetle

Rates

Crop	Tablets
Raw agricultural commodities, animal feeds and processed foods	4 - 6/m ³
Commodity temperature °C	Exposure times (days)
Over 20	3
16 - 20	4
12 - 15	5
5 - 11	10
Below 5	Do not fumigate

Note: Suggested exposures should be observed. A shortened exposure period cannot be compensated for by increased dosage.

Application Tips

General: Never fumigate alone. Never fumigate any structure occupied by human or animals or physically adjoining another structure occupied by human or animals. Personnel involved in fumigation must leave the structure within

2 hours of starting fumigation. Person supervising must be a licensed fumigator, and personnel assisting must be trained and appropriately licensed in the use of aluminum phosphide.

Fumigating grain storage units: Make sure the structure is tight enough to retain the fumigant. Seal the structure as necessary. During fumigation, leave all doors, vents, etc. open to create cross-ventilation in the structure. Tablets may be probed into grain or fed into the grain stream as the grain is transferred from one bin to another. Probing requires a pipe 3 cm in diameter and long enough to reach within 1.5 m of the bottom of the storage unit. Probes are made in a 1.5 m horizontal grid across the grain surface. Fumigant tablets are dropped down the pipe at 15 cm intervals as the pipe is withdrawn from the grain. The objective is to distribute the tablets as evenly as possible throughout the grain mass. To achieve the proper dosage when treating a stream, apply the tablets uniformly to the grain stream based on flow rate. After application, all openings should be sealed and entries locked and placarded. After the exposure period, open doors and windows for aeration. Remove all warning placards when aeration is complete.

How it Works

Phosphine (hydrogen phosphide) is a colourless gas with a carbide-like odour and high volatility. Formulated product consists of aluminium phosphide, ammonium bicarbonate, urea and paraffin. Upon exposure to air, the ammonium bicarbonate breaks down to form ammonia (a pungent, warning gas) and carbon dioxide (a fire suppressant). Within 1 - 4 hours, depending on temperature and humidity, the product begins to decompose and release phosphine. After decomposition, there remains a grey-white dust composed almost entirely of non-poisonous aluminum hydroxide with trace amounts of undecomposed aluminum phosphide. The dust is eliminated when raw agricultural commodities are moved.

Expected results

The effectiveness of this product depends on the fumigation achieved by the release of phosphine gas. Therefore, tightness of the area to be fumigated and temperature of the commodity are essential when determining dosage rates and exposure rates. The tighter the bin and the warmer the temperature of the commodity, the lower the dosage required and vice versa.

Restrictions

Aerate finished food for 48 hours before it is offered to the consumer.

Toxicity

Hydrogen phosphide gas is very toxic to all forms of animal life, and exposure to even small amounts should be prevented. Poisoning results from ingestion or inhalation as hydrogen phosphide is not absorbed through the skin. It is also insoluble in water, fats and oils.

Precautions

Protective equipment

It will be necessary to wear a gas mask if the treated area is entered prior to aeration. It is not necessary to wear a gas mask when product is applied according to label directions. Wear gloves of cotton or other breathable material when handling the product. Only open containers in open air and with the opening pointing away from your face. Wash hands after use of the product.

Reduce gas hazards

Never let tablets come in direct contact with liquid – this contact causes the immediate release of hydrogen phosphide. Never open a container except for immediate usage. Never confine the product in small gas proof enclosures such as plastic bags. Such confinement could cause the gas concentration to reach the lower flammability level. Take precautions in areas where copper, brass or gold are present, as corrosion may occur. Never fumigate in areas containing electronic or telephone equipment, photographic film or copy paper. Remove such items or protect them from exposure to the gas. Hydrogen phosphide has great penetrating power, and gas may slowly seep through concrete block walls. Hydrogen phosphide does not layer, but expands to fill the available space.

Symptoms of poisoning

Severity depends on concentration of hydrogen phosphide involved. Mild poisoning results in fatigue, nausea, pressure or pain in the chest, ringing in the ears and uneasiness. Hydrogen phosphide is not a chronic poison, and these symptoms will readily disappear with rest and fresh air. Greater quantities of gas produce such symptoms as vomiting, stomach ache, diarrhea, disturbance in equilibrium and dyspnea (difficulty in breathing). Very high concentrations quickly cause bluish-purple skin colour, agitation, poor muscle co-ordination, sub-normal blood oxygen content, unconsciousness and death. Death can occur very quickly or be delayed several days as a result of pulmonary edema and collapse, by paralysis of the central respiratory system. In cases of severe poisoning, disturbance in liver and kidney function can also occur.

Phostoxin (cont'd)**First aid**

Should exposure to hydrogen phosphide be documented or suspected, remove patient from gas atmosphere to open air. Call a physician immediately. Have the patient lie down, keeping him warm and comfortable. Treat as for shock. Make no antidotal use of fats, oil, butter or milk. Do not administer atropine as it is contraindicated. Begin artificial respiration if breathing has ceased. When exposure to low concentrations of hydrogen phosphide has been documented or suspected, the individual involved should rest for 24 hours, and under no circumstances should he resume any work dealing with fumigation. If ingested, induce vomiting by touching the back of the throat with a blunt object.

Storage

Tablets are received in resealable flasks. As long as flasks remain intact, the storage life of the product is unlimited. Storage should be in a dry, locked, ventilated area and out of the reach of children and irresponsible persons.

Pounce/Ambush/Perm-UP

Group 3

Formulation

Product	Company	Active ingredient	Formulation	Container size
Pounce (PCP# 16688)	FMC Corporation	Permethrin: 384 g/L	Emulsifiable concentrate	1 L
Ambush (PCP# 14882)	AMVAC	Permethrin: 500 g/L		1 L
Perm-UP (PCP# 28877)	United Phosphorus, Inc.	Permethrin: 384g/L		1 L

Crops, Insects Controlled and Rates

Crop	Insects controlled	Rate per acre		Specific comments
		Pounce/ Perm-UP	Ambush	
Barley, oats, rye, wheat	Pale western cutworm	73 - 158 mL	57 - 121 mL	Apply up to the 5-leaf stage. Under dry soil conditions or where cutworms are large (2.5 - 4 cm), use higher rate of product. Applications should be made under warm, moist conditions in the evening or at night when cutworm activity is highest.
Canola, corn, flax, lentils, peas, potatoes, sugar beets, sunflowers,	Army cutworm, black cutworm, dark-sided cutworm, pale western cutworm, red-backed cutworm	73 - 158 mL	57 - 121 mL	
Potato	Colorado potato beetle, potato flea beetle, potato leafhopper, tarnished plant bug	73 - 105 mL	57 - 80 mL	Use the higher rate for heavy infestations. Repeat as necessary.
Sweet corn	European corn borer, corn earworm	111 - 152 mL	NR*	Use the higher rate when severe insect pressure is anticipated. Spray no later than when first feeding is seen on the foliage. For second brood borers in late plantings, apply before tassels show.
	Fall armyworm	73 mL	NR*	
Canola	Crucifer flea beetle	36 - 73 mL	28 - 57 mL	

* Not registered.

Application Information

How to Apply: Ground and aerial application. **Water Volume:** Apply sufficient water for thorough coverage of foliage. See label for details on water volume.

Application Tips

For control of corn earworm: Spray to ensure coverage of ears and silk. European corn borer control: Consult with company representative for proper timing of spray. Cutworms: Do not disturb soil surface for 5 days after application.

How it Works

Works by contact and as a stomach poison on a wide range of pests. No systemic or fumigant activity.

Restrictions

Grazing: Cover crop or crop treated with permethrin should not be used as a green feed for animals. **Pre-harvest Intervals:** Do not apply later than 1 day before harvest.

Environmental Precautions

Pounce/Ambush/Perm-UP is moderately to highly toxic to aquatic organisms, including fish. Avoid contamination of aquatic systems during application. Do not contaminate these systems through direct application, disposal of waste or cleaning equipment. Avoid drifting of spray onto any body of water or other non-target areas. Do not apply by any ground application within 15 metres or by any aerial application within 100 metres of any body of water.

Toxicity

Acute oral LD₅₀ (rats) Ambush 500 EC = 3,000 mg/kg, Pounce EC/Perm-UP = 1,030 mg/kg. Toxic to bees.

Storage

Keep product away from fire, open flame, electric light bulbs and other sources of heat. Minimum storage temperature for Ambush is 0°C and Pounce is 12°C.

Pyrifos 15G

Group 1B

Formulation

Product	Company	Active ingredient	Formulation	Container Size
Pyrifos 15G (PCP# 24648)	Loveland Products Canada	Chlorpyrifos: 15%	Granular	22.7 kg

Crops, Insects Controlled and Rates

Crop	Insects controlled	Rate	Specific comments
Corn	Larvae of northern and western corn rootworms (control), cutworm larvae (suppression)	75 g per 100 m of Row	Do not apply within 70 days of harvest. Incorporate granules in top 2.5 cm of soil
Potato (in-furrow)	Wireworm	0.1 kg per 100 m row	Do not apply within 70 days of harvest

Application Information

Ground application only. See label for information on row spacing, amounts to be applied and equipment calibration.

Application Tips

Do not apply in heavy rain. Not more than one application per season.

How it Works

Chlorpyrifos is an organophosphate that is a cholinesterase inhibitor.

Restrictions

A plant-back interval of 30 days must be observed between application and planting of rotational crops.

Pyrifos 15G (cont'd)**Environmental Precautions**

Toxic to birds, certain beneficial insects (bees), wild mammals, fish and aquatic organisms. Do not contaminate water, food or feed by storage or disposal.

Toxicity

Acute oral LD₅₀ (rats) = 409 mg/kg. Acute dermal LD₅₀ (rats) = >2,000 mg/kg.

Storage

Avoid heating above 60°C. Contains petroleum derivative solvent and will burn.

Ripcord

Group 3

Formulation

Product	Company	Active ingredient	Formulation	Container size
Ripcord (PCP# 30316)	Engage Agro	Cypermethrin: 407g/L	Emulsifiable Concentrate	1 L

Crops, Insects Controlled and Rates

Crop	Insects controlled	Rate per acre	Specific comments
Wheat, barley, canola, headlands, roadsides, summerfallow	Grasshoppers	20 - 28 mL	Apply during early stage of insect development - up to the fourth instar (approximately 15 mm and before wing development). Use the higher rate for older insects or severe infestations. Ground application only.
Corn	European corn borer, corn earworm	71 mL	For control of corn borer, apply when egg masses begin to hatch but no later than when first feeding is seen on foliage. For second brood borers in late planting, apply before tassels show. For control of corn earworm, spray directly to ensure good coverage of ears and silks.
Canola	Bertha armyworm	Ground: 28 mL Air: 36 mL	Apply when insects or signs of insect feeding first appear. Repeat treatment as necessary.
	Flea beetle	20 mL	Apply when insects or signs of insect feeding first appear. Repeat treatment as necessary. Ground application only.
Sunflower	Sunflower beetle, sunflower seed weevil	28 mL	Apply when insects or signs of insect feeding first appear. A second treatment may be required after 5 days.
Potato	Colorado potato beetle, flea beetles, leafhoppers	Ground: 25 - 50 mL Air: 50 mL	Apply when insects or signs of insect feeding are present. Use the high rate for severe infestations.
Potato, wheat, barley	Cutworms Variegated (climbing cutworms) - potato only	71 mL	Ripcord will only control climbing cutworms (potato only) or cutworms that surface to feed. Ground application only.

Application Information

How to Apply: Ground and aerial application. **Water Volume:** Ground: Corn, potatoes: 120 - 202 L/acre. Cutworms: 80 - 200 L/acre. Other crops: Minimum of 45 L/acre. Aerial: Canola (Bertha armyworm), corn (European corn borer), potatoes (Colorado potato beetle, flea beetles, leafhoppers and tarnished plant bug), sunflowers (sunflower beetle): 4.5 - 9.0 L/acre.

Application Tips

Ensure uniform application. For grasshopper control, avoid spraying when air temperatures are above 25°C. For cutworm control, spray under warm, moist conditions, and do not disturb the soil surface for at least 5 days.

How it Works

Ripcord is a highly active synthetic pyrethroid insecticide. It works by contact and stomach action.

Restrictions

Grazing: Do not graze the treated crops or cut for hay; there are not sufficient data to support such use. **Pre-harvest Intervals (days):** Wheat (30), barley (45), canola (30), sunflower (70), potatoes (7), corn (5). **Maximum applications per season:** See label for specific crop and use information.

Environmental Precautions

Ripcord is highly toxic to aquatic organisms, including fish. Do not apply within 15 metres of productive fishery waters. An untreated border of 15 metres for ground applications and 100 metres for aerial applications must always be left around environmentally sensitive areas such as sloughs, streams, rivers, dugouts and wetlands.

Toxicity

Acute oral LD₅₀ (rats) = 542 mg/kg. Toxic to bees.

Storage

Store in a heated chemical shed.

Sevin XLR

Group 1A

Formulation

Product	Company	Active ingredient	Formulation	Container size
Sevin XLR (PCP# 27876)	Tessenderlo Kerley Inc.	Carbaryl: 466 g/L	Liquid suspension	10 L

Crops, Insects Controlled and Rates

Crop	Insects controlled	Rate per acre	Specific comments
Alfalfa, clover, barley oats, rye, wheat	Blister beetles, flea beetles, leafhoppers, three-cornered alfalfa hopper	1.01 - 1.6 L	Apply when insects or their damage appear. Repeat in 7 - 14 days if necessary.
	Alfalfa caterpillar, armyworm, webworms	1.01 - 2.1 L	
	Grasshoppers	0.50 - 1.01 L	
Beans	Mexican bean beetle	0.5 - 0.6 L	Apply when insects or damage appear. Repeat at intervals of 7 - 10 days or as necessary.
	Flea beetle, leafhopper	1.01 L	
	Lygus bugs, stink bugs	2.1 - 2.6 L	
	Climbing cutworm	30 - 35 mL/100 m of row	Spray in 25 - 30 cm band over row.
Corn (field and sweet)	Corn earworm, northern corn rootworm (adults), European corn borer, fall armyworm	1.0 - 1.6 L	For larvae in whorls and for foliage feeders, treat the entire plant. Repeat as necessary. For insects attacking silks and ears, apply at intervals of 2 - 4 days starting when first silks appear and continuing until silks begin to dry.
	Grasshoppers	0.5 - 1.01 L	
	Cutworms (climbing)	45 mL/ 100 m of row	Spray in 25 - 30 cm band over row.

Sevin XLR (cont'd)

Crop	Insects controlled	Rate per acre	Specific comments
Canola, including rapeseed	Flea beetle	0.2 L	Applications may be made up to four weeks following plant emergence.
Ditchbanks, field borders, forage grasses, headlands, pasture, rangelands, rights-of-way, wastelands	Grasshopper – nymphs or sparse vegetation	0.5 - 1.0 L	
	Grasshoppers – adults or dense vegetation	1.0 - 1.4 L	
Peas	Alfalfa looper	1.9 L	Apply when insects or damage appear. Repeat at intervals of 7 - 10 days or as necessary.
Potato	Colorado potato beetle	0.50 L	Apply when insects or damage appear. Repeat at intervals of 7 - 10 days or as necessary.
	Potato flea beetle, leafhoppers	1.01 L	
	Tarnished plant bugs	2.1 - 2.6 L	

Application Information

How to Apply: Ground and aerial application. **Water Volume:** Ground: 12 L/acre minimum. Aerial: 4 L/acre minimum.

Application Tips

Timing and good coverage are essential for effective control. Sevin XLR applications are more resistant to wash-off when applied as a concentrated suspension. To ensure wash-off resistance, apply dilutions 1 part Sevin XLR to no greater than 39 parts water. Application should be made to dry foliage to maximize wash-off resistance.

How it Works

A carbamate insecticide that works by contact and ingestion. Moderate to rapid in speed of action with moderate to long residual effectiveness (2 days to 4 weeks) depending on crop/pest complex, formulation and climatic conditions. Some immediate control is expected, but the majority of control occurs 24 - 48 hours after application.

Restrictions

Rainfall: Do not apply just before rain. **Grazing:** Forage and feed crops, including bean vines, hay, pea vines, may be grazed or harvested for use as feed for dairy animals 48 hours after treatment and meat animals 24 hours after treatment without resulting in illegal residues in milk or meat. Remove cattle from area to be sprayed. Treated forage and feed crops may be fed to dairy animals and animals for slaughter provided sprays are applied as directed. Beef cattle may be re-introduced to range 1 day after application; dairy cattle 2 days after application. **Pre-harvest Intervals** (days): Barley (28), oats, rye, wheat (14), peas (3), beans (5), corn (1), potatoes (7), alfalfa, clovers (2), forage grasses, non-crop areas, pasture, rangeland (1).

Environmental Precautions:

Do not apply when weather conditions favour runoff or drift. Do not contaminate surface or ground water by cleaning equipment or disposal of wastes, including equipment wash water. Do not apply directly to water or to areas where surface water is present. Do not allow product into surface water, drains or ground water.

Drift: Do not apply or allow to drift to blooming crops or weeds if bees are visiting the treatment area.

Toxicity

Acute oral LD₅₀ (rats) = 699 mg/kg. Acute dermal LD₅₀ (rats) = > 4,000 mg/kg. Toxic to bees.

Storage

Do not store where temperature frequently exceeds 38°C. All formulations will withstand freezing.

Superior 70 Oil

Formulation

Product	Company	Active ingredient	Formulation	Container Size
Superior 70 Oil (PCP# 14981)	Loveland Products Canada	Mineral Oil: 99%	Liquid	5 L to 18 000 L

Crops, Insects Controlled and Rates

Crop	Insect controlled	Rate per 100 m row	Specific comments
Potato	Aphids	1% solution (eg. 4 L of product per 405 L of water).	Superior 70 Oil is used to reduce the spread of Potato Virus Y (PVY) that is vectored by aphids. Spray at one week intervals when aphid populations are present.

Application Information

How to Apply: Ground application only. Do not apply by air. **Water Volume:** 405 L/acre.

Application Tips

Thorough coverage is essential. Do not apply Superior 70 Oil in more concentrated solutions than recommended. Do not apply just before or during freezing weather or in direct sunlight. Do not use within 30 days before or after using sulphur.

Restrictions

Pre-harvest Intervals: Potato: Do not apply closer than 14 days to harvest.

Environmental Precautions

Toxic to aquatic organisms. To reduce runoff from treated areas into aquatic habitats, avoid application to areas with a moderate to steep slope, compacted soils or clay. Avoid application when heavy rain is forecast.

Toxicity

Acute oral LD₅₀ (male rats): > 5,000 mg/kg. Acute dermal LD₅₀ (rabbits) : > 2,000 mg/kg.

Storage

Do not store below 0°C or near heat or flame.

Thimet 15 G

Group 1B

Formulation

Product	Company	Active ingredient	Formulation	Container size
Thimet (PCP# 10532)	Amvac Chemical Corporation	Phorate: 15%	Granules	20 kg, 25 kg bag

Crops, Insects Controlled and Rates

Crop	Insect controlled	Rate per 100 m row	Specific comments
Potato	Wireworms	140 g in sandy or light soil 215 g in silt or heavy soils	Distribute the granules evenly in the furrow or granules may be banded on each side of the row at planting time. Do not apply later than at planting time. Do not harvest potatoes within 90 days of planting.

Thimet 15 G (cont'd)**Application Information**

How to Apply: Apply with granular pesticide applicator.

Application Tips

Potatoes: Do not place in direct contact with the seed. Do not use in muck soils. Do not apply to any area not specified on the label.

How it Works

A systemic, organophosphorus insecticide with effective initial residual activity against soil insects and other arthropods.

Restrictions

Rainfall: Relatively insoluble in water; therefore, the effect of normal rainfall is not appreciable. **Grazing:** Do not feed treated foliage within 60 days of treatment. **Re-entry:** Do not enter or allow workers to enter treated areas during the restricted entry interval of 48 hours.

Environmental Precautions

This product is highly toxic to birds, small mammals, fish and aquatic invertebrates. Any spilled or exposed granules must be incorporated into the soil or otherwise cleaned up from the soil surface.

Toxicity

Acute oral LD₅₀ (rats) = 2 - 4 mg/kg. Acute dermal LD₅₀ (rabbits) = 226 mg/kg.

Storage

Do not use or store in or around the home. Store open bags in labelled, sealed drums or heavy plastic bags.

Thionex EC/Thionex 50 W WSP

Group 2A

Formulation

Product	Company	Active ingredient	Formulation	Container size
Thionex EC (PCP# 23453)*	ADAMA Canada	Endosulfan 50%	Wettable Powder	454 g
Thionex 50 W WSP (PCP# 29990)*	Loveland Products Canada			

* The last date of use for these products is December 31, 2016. Do not use these products on any crop or site after December 31, 2016.

Crops, Insects Controlled and Rates

Crop	Insects controlled	Rate per acre		Specific comments
		Thionex EC	Thionex 50 W WSP	
Potato	Aphid, Colorado potato beetle, flea beetle, leafhopper, tarnished plant bug, tuber flea beetle	0.6 - 0.8 L **	0.45 - 0.61 kg**	Apply when insects first appear, repeat as necessary to maintain control. Thionex EC – maximum of 4 applications per season. Thionex 50 W/ 50 W WSP – maximum of 2 applications per season. For all Thionex products a minimum 7 day interval between applications. Products to be used every other year.
Sugarbeet	Beet webworm, green peach aphids	0.8 - 1.1 L		

** For tarnished plant bug control: Apply Thionex EC at 0.8 L/acre. Apply Thionex 50 W WSP at 0.61 kg/acre.

Application Information

How to Apply: Ground application only. Do not apply by air. **Water Volume:** Thorough wetting of all plant parts is essential for good results.

Application Tips

Apply during late evening. Spray upper and lower leaf surfaces.

How it Works

A non-systemic, organochloride insecticide/acaricide with both contact and stomach action.

Restrictions

Grazing: Do not feed treated sugar beet foliage to livestock; however, roots may be fed. Do not ensile or feed potato crop refuse (vines, tops, stocks or threshings) to livestock. **Pre-harvest Intervals** (days): Potatoes (5), sugar beets (45). **Re-entry:** Do not enter into treated areas for 5 days after application. **Re-cropping:** Do not apply to crops that are to be followed by a root crop other than carrots, potatoes, sweet potatoes or sugar beets.

Environmental Precautions

Endosulfan is moderately to highly toxic to aquatic organisms, fish, birds and mammals. Avoid contamination of aquatic systems during application. Do not contaminate these systems through direct application, disposal of waste or cleaning equipment. Do not apply or allow to drift to areas occupied by unprotected persons and animals, or to streams, lakes or ponds to protect wildlife.

Toxicity

Thionex EC: Acute oral LD₅₀ (rats) = 44.9 mg/kg. Acute dermal LD₅₀ = 256 mg/kg.

Thionex 50 W WSP: Acute oral LD₅₀ (rats) = 41.2 mg/kg. Acute dermal LD₅₀ > 2,000 mg/kg. Highly toxic to bees.

Storage

Store in a cool, dry, well ventilated location. Do not store near fertilizers, herbicides, seed, food or feed.

Titan ST

Group 4

Formulation

Product	Company	Active ingredient	Formulation	Container size
Titan ST (PCP# 27449)	Bayer CropScience	Clothianidin: 600 g/L	Suspension	1 L, 3.8 L, 10 L, 200 L, 1000 L

Crops, Insects Controlled and Rates

Crop	Insects controlled	Rate per 100 kg of potato seed pieces	Specific comments
Potato seed piece treatment	Wireworm suppression.	20.8 mL	Apply specified dosage as a diluted spray onto seed pieces using a shielded spray system. Agitate or stir spray solution as needed. For optimal insect control, good coverage of the seed pieces is required. Do not dilute with any more than 6 parts water to 1 part Titan ST. Plant seed pieces as soon as possible after cutting and treating. For extended residual control of pests other than wireworm, apply the higher rate. One application per season.
	Aphid, Colorado potato beetle, potato leafhopper, potato flea beetle*	10.4 - 20.8 mL	

* Including overwintered adults and suppression of second generation

Application Information

How to Apply: Apply using appropriate seed piece treater designed for treating potatoes.

Titan ST (cont'd)**Application Tips**

Apply only in areas with adequate ventilation or in areas that are equipped to remove spray mist or dust.

How it Works

Titan ST is a systemic insecticide that affects the nervous system through ingestion for suppression of wireworm damage.

Restrictions

Grazing: Do not use treated seed for food, feed or oil processing. **Re-cropping:** Corn, canola and potatoes may be replanted at any time. A twelve-month interval is required for leafy, root and tuber vegetables (except potatoes). A 30-day plant-back interval is required for cereal grains, grasses, non-grass animal feeds, soybeans and dried beans.

Environmental Precautions

Titan ST is very toxic to wild birds and wild mammals when used as a seed treatment. Do not expose treated seed pieces on the soil surface. Any spilled or exposed seed pieces should be incorporated into the soil or otherwise cleaned up from the soil surface. Titan ST is also toxic to aquatic invertebrates. Do not apply directly to water or to areas where surface water is present. Do not contaminate water when disposing of equipment wash waters.

Leaching: Titan ST demonstrates the properties and characteristics associated with chemicals detected in groundwater. The use of Titan ST in areas where soils are permeable, particularly where the water table is shallow, may result in groundwater contamination.

Toxicity

Acute oral LD₅₀ (rats) = 2,000 mg/kg. Acute dermal LD₅₀ > 4,000 mg/kg.

Storage

Store in a cool place. Do not store in direct sunlight. Protect from freezing temperatures.

Verimark

Group 28

Formulation

Product	Company	Active ingredient	Formulation	Container size
Verimark (PCP# 30892)	E.I. duPont Canada	Cyantraniliprole: 200 g/L	Suspension	9.4 litre jug

Crops, Insects Controlled and Rates

Crop	Insects controlled	Rate	Specific comments
Potato	Colorado potato beetle Potato flea beetle (early season control of spring adults)	6.75 to 9 mL per 100 metre of row Or 304 to 405 mL per acre (based on 90 cm row spacing) Seed-piece treatment (potatoes only) 45 mL per 100 kg of seed pieces Or 405 mL per acre (based on 2200 kg/ac planting rate)	In-furrow application: Apply as a narrow band in-furrow. For best results, direct spray on the seed pieces in the furrow. Thorough coverage of seed pieces is important to obtain optimum control. Potato seed-piece treatment: Apply in areas with adequate ventilation or areas equipped to remove spray mist or dust. Good coverage of the seed-piece is required for optimal control. Following an application of Verimark insecticide, application of a fungicide potato seed treatment or inert dust is recommended.

Registered Tank Mixes

None registered.

Application Information

Mix with water for application as in-furrow spray or seed-piece treatment with appropriate equipment. Always add Verimark to water; never put Verimark into a dry tank or other mixing equipment without first adding water. Mix thoroughly; once dispersed, continued agitation is required. Spray mix should not be stored overnight in the spray tank.

Application Tips

When pest populations are expected to be high, use the highest listed application rate for that pest. Coverage is important to obtain optimum control. Do not make more than 1 soil or seed-piece application per season. Do not exceed a total of 0.607 litres Verimark per acre per season.

How it Works

Verimark provides early season control of listed insect pests. After exposure to Verimark, affected insects will rapidly stop feeding, become paralyzed, and typically die within 1 - 3 days.

Restrictions

Do not apply any subsequent application of a Group 28 insecticide (for example, in-furrow, soil or foliar application) following treatment with Verimark insecticide soil or seed-piece application. **Re-cropping:** Plant-back Intervals (PBI) for rotational crops range from 0 to 365 days. See the label for information on PBI for specific crops.

Environmental Precautions

Verimark is toxic to aquatic organisms. Do not contaminate irrigation or drinking water supplies or aquatic habitats by the cleaning of equipment or disposal of wastes. Toxic to bees. This product is systemic, and bees can be exposed to product residues in flower, leaves, pollen and/or nectar resulting from soil applications. However, when this product is applied and used according to label directions, the risk to bees is expected to be negligible.

Toxicity

Low acute toxicity. Acute oral LD₅₀ (rats) = >5,000 mg/kg.

Storage

Store product in original container only, away from other pesticides, fertilizer, food or feed. Keep container closed.

Insecticide Selector Chart

Cereals

Products	Chlorpyrifos***	Coragen	Cygon/Lagon	Decis	Delegate	Eco Bran	Lannate	Malathion	Matador/Silencer	Pounce/Perm-UP/Ambush	Ripcord	Sevin XLR
Wheat, barley and oats												
aphids			C					C				
brown wheat mite	C											
cereal leaf beetle								C				
cutworms	C	C		C						C*	C*	
grasshoppers	C	C	C	C		C		C	C		C	C
thrips			C				C					
true armyworm	C	C			C		C	C	C			C
wheat midge**	C		C									
wireworm												
Fall rye												
aphids								C				
cutworm									C			
grasshopper			C			C		C				C
true armyworm								C				C

C = Control, S = Suppression

* Wheat and barley only

** Wheat only

*** Chlorpyrifos products include Lorsban NT, Pynex, Nufos, Citadel, Warhawk 480 EC, MPower Krypton

Forages, Pasture and Rangeland

Products	Coragen	Cygon/Lagon	Decis	Diazin	Dibrom	Eco-Bran	Malathion	Matador/Silencer	Ripcord	Sevin XLR
Forages										
Alfalfa										
alfalfa weevil			C				C	C		
aphids		C			C		C	C		
blotch leafminer		C					C			
grasshopper		C					C	C		C
leafhopper		C			C		C	C		
lygus bugs		C	C		C		C	C		
plant bugs		C						C		
spider mites							C			
spittle bug							C			
Clover										
aphids							C*			
leafhoppers							C*			
spider mites							C*			
spittle bug							C*			
sweet clover weevil		C					C			
grasshoppers							C*			
Timothy										
grasshoppers								C		
Forage grasses										
grasshoppers	C									C
Pasture, rangeland, headlands and roadside										
grasshoppers	C	C	C	C	C	C	C	C	C	C

* Only registered for Malathion 500E

Insecticide Selector Chart

Oilseeds

Products	Chlorpyrifos*	Coragen	Cygon/Lagon	Decis	Eco-Bran	Lannate	Malathion	Matador/Silencer	Monitor	Pounce/Perm-Up/Ambush	Ripcord	Sevin
Canola (including herbicide tolerant)												
alfalfa looper	C					C						
aster leafhopper			C									
beet webworm				C		C						
Bertha armyworm	C	C		C		C	C	C	C		C	
cabbage looper		C				C						
cabbage seedpod weevil				C			C					
clover cutworm				C		C						
cutworm	C	C								C	C	
diamond-back moth (larvae)	C	C		C			C	C				
flea beetle				C			C	C		C	C	C
grasshopper	C		C	C	C		C	C	C		C	
lygus bugs	C			C				C				
red turnip beetle												
true armyworm	C											
turnip aphids			C									
variegated cutworm	C											

Products	Chlorpyrifos*	Coragen	Cygon/Lagon	Decis	Eco-Bran	Lannate	Malathion	Matador/Silencer	Monitor	Pounce/Perm-Up/Ambush	Ripcord	Sevin
Flax												
beet webworm				C								
Bertha armyworm	C	C				C						
clover cutworm				C								
cutworm	C	C		C							C	
grasshopper				C			C	C				
true armyworm												
variegated cutworm	C											
potato aphid			C									
Mustard												
beet webworm				C								
Bertha armyworm		C		C				C				
cabbage seedpod weevil				C				C				
clover cutworm				C								
diamond-back moth (larvae)		C		C			C	C				
flea beetle				C			C	C				
grasshopper				C			C	C				
lygus bugs				C				C				
red turnip beetle												

C = Control, S = Suppression

* Chlorpyrifos products include Lorsban NT, Pyninex, Nufos, Citadel, Warhawk 480 EC, MPower Krypton

Insecticide Selector Chart

Sugar Beets

Products	Chlorpyrifos*	Closer	Decis	Malathion	Pounce/PermUP/Ambush	Thiodan/Thionex EC
Sugar beets						
aphids		C				C
cutworm	C		C		C	
flea beetle				C		

Pulses

Products	Chlorpyrifos*	Cygon/Lagon	Decis	Lannate	Malathion	Matador/Silencer	Pounce/Perm-Up/Ambush	Sevin XLR
Peas								
alfalfa looper				C				C
cutworm						C	C	
grasshoppers						C		
leafhopper					C			
pea aphids		C		C	C	C		
pea leaf weevil						C		
spider mite					C			
Lentils								
cutworm	C		C			C	C	
grasshopper	C		C		C	C		
lygus bugs						C		
pea aphids						C		
potato leafhopper						C		
Chickpeas								
cutworm						C		
grasshopper						C		

C = Control, S = Suppression

* Chlorpyrifos products include Lorsban NT, Pyrinex, Nufos, Citadel, Warhawk 480 EC, MPower Krypton

Insecticide Selector Chart

Potatoes	Products																																	
	Actara	Admiral/Alias/Grapple/Grapple ²	Agri-Mek EC	Assail	Beleaf	Chlorpyrifos*	Clouser	Clutch	Concept	Coragen	Cygon/Lagon	Decis	Delegate	Diazinon	Dibrom	Imidan	Lannate	Malathion	Matador/Silencer	Minecto Duo WG	Monitor	Movento	Orthene	Pounce/Perm UP/Ambush	Pyrifos	Rimon	Ripcord	Sevin XLR	Superior 70 Oil	Thimet	Thionex	Titan	Vermark	
aphids	C	C		C	C		C	C	C	C	C		C			C	C	C	C	C	C	C	C							C	C			
cutworm						C																	C											
Colorado potato beetle	C	C		C	C	C	C	C	C	C	C	C	C	C	C	C	C	C	C	C	C	C	C	C	C	C	C	C	C	C	C	C	C	
European corn borer									S	C			C														C							
leafhoppers	C	C					C	C	C	C	C	C	C	C	C	C	C	C	C	C	C	C	C	C	C	C	C	C	C	C	C	C	C	
potato flea beetle		C				C			C			C																						
variegated cutworm																		C																
wireworms																										S								S
spider mites		C																	C															
tarnished plant bug						C			C																									C

C = Control, S = Suppression

* Chlorpyrifos products include Lorsban NT, Pyrinex, Nufos, Citadel, Warhawk 480 EC, MPower Krypton

* To go directly to a page, click on the page number in the Index below.
 To return to the Index, click on [back to](#) at the bottom of the page.

Seed Treatment Index

	Page/s
Seed Treatment of Cereal, Forage, Oilseed and Pulse Crops	429
Purpose of seed treatment	429
Methods of seed treatment	429

Tables

Seed Treatment Fungicide Group Classification by Mode of Action	430
---	-----

Seed Treatment Selector Charts

Cereals	483
Oilseed Crops	485
Corn	485
Forages (Grasses and Legumes – alfalfa, bird’s-foot trefoil, clover, vetch)	485
Pulse Crops	486
Potatoes	487

Product Registrations

Name	Page/s	Name	Page/s
Agrox FL (<i>captan</i>)	431	Insure Cereal (<i>pyraclostrobin + triticonazole + metalaxyl</i>)	452
Alias 240 SC (<i>imidacloprid</i>)	432	Loveland Vitaflo (<i>carbathiin + thiram</i>)	481
Allegiance FL (<i>metalaxyl</i>)	433	Lumiderm (<i>cyantraniliprole</i>)	453
Apron Advance (<i>thiabendazole + fludioxonil + metalaxyl-M</i>)	434	Maxim D (<i>fludioxonil + difenoconazole</i>)	454
Apron Maxx RTA (<i>fludioxonil + metalaxyl-M</i>)	435	Maxim MZ PSP (<i>fludioxonil + mancozeb</i>)	454
Armour RTU/Armour (<i>triticonazole</i>)	437	Mertect SC (<i>thiabendazole</i>)	455
Belmont 2.7 FS (<i>metalaxyl</i>)	433	Nipsit Inside 600 Insecticide (<i>clothianidin</i>)	457
Charter RTU (<i>triticonazole</i>)	437	Nipsit Suite Cereals OF Seed Protectant (<i>clothianidin + metoconazole + metalaxyl</i>)	456
Crown (<i>carbathiin + thiabendazole</i>)	438	Poncho 600 FS (<i>clothianidin</i>)	457
Cruiser 5FS (<i>thiamethoxam</i>)	439	Potato ST 16 (<i>mancozeb</i>)	475
Cruiser Maxx Potato Extreme (<i>thiamethoxam + fludioxonil + difenoconazole</i>)	441	Proseed (<i>fludioxonil</i>)	458
Cruiser Maxx Vibrance Beans (<i>thiamethoxam + fludioxonil + metalaxyl M + sedaxane</i>)	444	Prosper ^{EverGol} (<i>clothianidin + penflufen + trifloxystrobin + metalaxyl</i>)	459
Cruiser Maxx Vibrance Cereals (<i>thiamethoxam + difenoconazole + metalaxyl-M + sedaxane</i>)	440	PSPT 16% (<i>mancozeb</i>)	475
Cruiser Maxx Vibrance Pulses (<i>thiamethoxam + fludioxonil + metalaxyl M + sedaxane</i>)	443	Rancona Apex (<i>ipconazole</i>)	460
Cruiser Vibrance Quattro (<i>thiamethoxam + difenoconazole + sedaxane + metalaxyl + fludioxonil</i>)	446	Rancona RS (<i>carbathiin + ipconazole</i>)	462
EverGol Energy (<i>penflufen + prothioconazole + metalaxyl</i>)	447	Raxil MD (<i>tebuconazole + metalaxyl</i>)	463
Gaucho 480 FL (<i>imidacloprid</i>)	448	Raxil PRO (<i>tebuconazole + prothioconazole + metalaxyl</i>)	464
Gaucho CS FL (<i>imidacloprid + carbathiin + thiram</i>)	448	Raxil Pro Shield Seed Treatment (<i>tebuconazole + prothioconazole + metalaxyl + imidacloprid</i>)	465
Gemini (<i>triticonazole + thiram</i>)	450	Raxil T (<i>tebuconazole + thiram</i>)	467
Helix Vibrance (<i>thiamethoxam + difenoconazole + metalaxyl-M + fludioxonil + sedaxane</i>)	451	Raxil WW Seed Treatment (<i>tebuconazole + metalaxyl + imidacloprid</i>)	468
		Senator PSP (<i>thiophanate-methyl</i>)	470
		Solan MZ (<i>mancozeb</i>)	475
		Sombrero 600 FS (<i>imidacloprid</i>)	448
		Stress Shield 600 (<i>imidacloprid</i>)	470

Product Registrations (cont'd)

Name	Page/s
Thiram 75 WP (<i>thiram</i>)	472
Trilex AL (<i>trifloxystrobin</i> + <i>metalaxyl</i>)	473
Trilex EverGol (<i>penflufen</i> + <i>trifloxystrobin</i> + <i>metalaxyl</i>)	474
Tuberseal PSPT (<i>mancozeb</i>)	475
Vibrance Maxx (<i>fludioxonil</i> + <i>metalaxyl-M</i> + <i>sedaxane</i>)	475

Name	Page/s
Vibrance Quattro (<i>difenoconazole</i> + <i>sedaxane</i> + <i>metalaxyl-M</i> + <i>fludioxonil</i>)	477
Vibrance XL (<i>difenoconazole</i> + <i>metalaxyl-M</i> + <i>sedaxane</i>)	479
Vitaflo 280 (<i>carbathiin</i> + <i>thiram</i>)	481
Vitaflo SP Fungicide (<i>carbathiin</i> + <i>thiram</i>)	481

Seed Treatment of Cereal, Forage, Oilseed and Pulse Crops

Purpose of seed treatment

Seed treatment provides economical insurance against many diseases and some insect pests of seed and seedlings. Chemical treatment can give seedlings a head start by preventing or reducing damage resulting from certain crop pests.

Diseases are controlled by contact fungicides that destroy fungi carried on the seed, such as common bunt of wheat, the surface-borne smuts of barley and oats, fungus stripe of barley and some leaf-spotting and seed decay fungi. Systemic fungicides destroy fungi carried in the seed, such as loose smut of wheat and barley, and they protect the early growth of the seedling.

Specific recommendations:

- Rye and flax should be treated because they are very susceptible to seed decay.
- Winter wheat should be treated to prevent bunt and seed decay as well as to promote good seedling growth.
- If bunt or smut was observed in a crop that will be used for seed, the grain should be treated. If a variety is grown that is susceptible to bunt or smut and the presence of the disease is uncertain, it may be wise to treat the seed annually or every second year, depending on the susceptibility of the variety.

- Canola should always be treated to control the seed-borne phase of blackleg.
- Alfalfa seed is treated to control verticillium wilt.

Insecticidal seed treatment will prevent or reduce damage caused by certain crop pests.

Methods of seed treatment

Custom treatment

Fungicides are applied to the seed sometime before planting. Seed cleaning plants are equipped to treat seed with liquid fungicides. Canola can only be treated by custom applicators as there are no farmer-applied seed fungicides available. Farmers can use a variety of methods for both liquid and dry formulation application.

Precautions

- **read** and **follow** label directions carefully
- **treated** seed must not be allowed to contaminate grain intended for food, feed or commercial use
- **bury** leftover treated seed or store it safely in labelled bags for future use as seed
- **treated** seed offered for sale must be labelled with the name of the treated chemicals (*Canada Seed Act*)
- **treated** seed in transit must be bagged or bulk loads tarped to prevent spillage (*Alberta Act*)

Seed Treatment Fungicide Group Classification by Mode of Action

Mode of action	Chemical family	Active ingredients	Found in
Group 1 Inhibition of tubulin formation.	Benzimidazole	thiabendazole thiophanate-methyl	Crown, Mertect SC, Apron Advance Senator PSPT
Group 3 Demethylation inhibitors.	Triazoles (includes conazoles)	difenoconazole ipconazole tebuconazole triticonazole metconazole prothioconazole	Helix Vibrance* Cruiser Maxx Vibrance Cereals*, Maxim D, Vibrance XL, Cruiser Maxx Potato Extreme*, Cruiser Vibrance Quattro*, Vibrance Quattro Rancona Apex, Rancona RS Raxil MD, Raxil T, Raxil WW*, Raxil Pro, Raxil Pro Shield* Armour, Armour RTU, Charter RTU, Gemini, Insure Cereal Nipsit Suite Cereals OF Seed Protectant* EverGol Energy, Raxil Pro, Raxil Pro Shield
Group 4 Phenylamides. Affects RNA synthesis.	Acylamides	metalaxyl metalaxyl-M	Allegiance FL, Belmont 2.7 FS, Cruiser Vibrance Quattro*, Insure Cereal, Prosper ^{EverGol*} , Raxil MD, Trilex AL, Raxil WW, Trilex EverGol, EverGol Energy, Nipsit Suite Cereals OF Seed Protectant*, Vibrance Quattro Dividend XL RTA, Helix Vibrance*, Apron Advance, Apron Maxx RTA, Cruiser Maxx Vibrance Cereals, Cruiser Maxx Vibrance Pulses*, Vibrance XL, Cruiser Maxx Vibrance Beans*
Group 7 Succinate dehydrogenase. Inhibits mitochondrial function	Carboxamides	carbathiin penflufen sedaxane	Crown, Gaucho CS FL*, Rancona RS, Vitaflo 280, Loveland Vitaflo, Vitaflo SP Prosper ^{EverGol*} , Trilex Evergol, EverGol Energy Cruiser Maxx Vibrance Beans*, Cruiser Maxx Vibrance Cereals*, Cruiser Vibrance Quattro*, Vibrance XL, Helix Vibrance*, Vibrance Quattro
Group 11 Strobilurin type action and resistance. Inhibit mitochondrial respiration.	Strobilurin	trifloxystrobin pyraclostrobin	Trilex AL, Prosper ^{EverGol*} , Trilex EverGol Insure Cereal
Group 12 Phenylpyrroles.	Phenylpyrroles	fludioxonil	Apron Advance, Apron Maxx RTA, Helix Vibrance*, Maxim D, Maxim MZ PSP, Maxim Liquid PSP, Cruiser Maxx Vibrance Pulses*, Proseed, Cruiser Maxx Potato Extreme*, Cruiser Maxx Vibrance Beans*, Cruiser Vibrance Quattro*, Vibrance Quattro
Group M Multi-site activity.	Dithiocarbamates Phthalimide	mancozeb thiram captan	MancoPlus PSPT, Maxim MZ PSP, Potato ST 16, Tuberseal PSPT, Solan MZ Gaucho 480*, Gaucho CS FL*, Gemini, Raxil T, Thiram 75WP, Vitaflo 280, Loveland Vitaflo, Vitaflo SP Agrox B-2*, Agrox CD*, Agrox FL, DCT

* Contains fungicide and insecticide combination. Information on Insecticide Mode of Action can be found in the Insecticide section.

Agrox FL

Fungicide Group M

Formulation

Product	Company	Active ingredient	Formulation	Container size
Agrox FL (PCP# 12028)	Norac Concepts Inc.	Captan: 30%	Flowable	20 L, 415 L, 1,000 L

Crops, Diseases Controlled and Rates

Crop	Diseases	Rate per 25 kg seed
Beans (dry)	Storage rot, seed decay, root rot, damping off, seedling blight	70 mL
Corn (field)		30* - 50 mL
Corn (sweet)		60* - 85 mL
Peas, lentil, chickpea		70 mL
Sugar beet		155 mL

* Product is to be applied at this rate only by a professional applicator using equipment that will assure complete and uniform coverage.

Registered Tank Mixes

None registered.

Application Information

Mix the recommended amount of Agrox FL with the amount of water required for the slurry treater equipment to be used. Use equipment that will ensure complete and uniform coverage. Seed treated by this method should be dried before bagging. A colourant must be added to this product to colour the seed in accordance with the *Pest Control Products Act* and the *Seeds Act* Regulations.

How it Works

Captan is a phthalimide fungicide with multi-site contact activity.

Restrictions

Do not use treated seed for food, feed or oil processing.

Environmental Precautions

Agrox FL contains a petroleum distillate, which is moderately to highly toxic to aquatic organisms. Avoid contamination of aquatic systems during application. Do not contaminate these systems through direct application, disposal of waste or cleaning of equipment.

Toxicity

Acute oral LD₅₀ (rats) = 5,000 mg/kg. Acute dermal LD₅₀ (rabbit) = 2,000 mg/kg.

Storage

Store in cool, dry place away from food or feed. Keep container closed when not in use.

Alias 240 SC

Insecticide Group 4

Formulation

Product	Company	Active ingredient	Formulation	Container size
Alias (PCP# 28475)	ADAMA Canada	Imidacloprid: 240 g/L	Suspension	3.785 L

Crops, Diseases Controlled and Rates

Crops	Insects controlled	Rate per 100 kg seed
Wheat (durum, spring, winter) Barley Oats	Wireworm: early season protection against crop stand injury	Light infestations: 42 -63 mL. Moderate to high infestations: 84 - 125 mL.

Registered Tank Mixes

Crops	Seed Treatment Fungicide	Fungicide rate per 100 kg seed	Specific comments
Wheat (durum, spring, winter) Barley Oats	Raxil T	225 mL	Product must be diluted in sufficient liquid to achieve uniform distribution on seed.
	Raxil MD	300 mL	

Application Information

Alias 240 SC can be applied to seed using on-farm and commercial seed treatment equipment. Mix thoroughly and ensure seed is conspicuously coloured at the time of treatment. Treated seed may reduce seed flow in seed drill. Recalibration of seed drill may be required.

How it Works

Imidacloprid provides protection from damage caused by chewing and sucking insects through contact and systemic activity.

Restrictions

Do not apply any subsequent applications of a Group 4 insecticide (eg. foliar application) following a seed treatment application with Alias 240 SC. Do not use treated seed for food or feed.

Grazing: Do not graze or feed livestock in treated areas for four weeks after planting.

Environmental Precautions

Imidacloprid is toxic to aquatic invertebrates and fish. Keep out of lakes, streams, ponds or other aquatic systems. Spilled or exposed seeds must be incorporated into the soil or cleaned-up from the soil surface. Left over treated seed should be double sown around the headland, or buried away from water sources such as lakes, streams, ponds or other aquatic systems.

Toxicity

Acute oral toxicity LD₅₀ (rats) = 4,143 - 4,870 mg/kg. Acute dermal toxicity LD₅₀ (rabbits) = 2,000 mg/kg.

Storage

Store in cool, dry place. Store in original container, preferably in a locked storage area.

Allegiance FL/Belmont 2.7 FS

Fungicide Group 4

Formulation

Product	Company	Active ingredient	Formulation	Container size
Allegiance (PCP# 26674)	Bayer CropScience	Metalaxyl: 317 g/L	Liquid suspension	3.79 L
Belmont 2.7 FS (PCP# 30246)	Chemtura			500 mL, 10 L, 200 L

Crops, Diseases Controlled and Rates

Crops	Diseases	Rate per 100 kg seed	Water	Total volume
Chickpea, dry peas	Seed rot and seedling blight	16 - 110 mL	484 - 390 mL	500 mL
Canola, rapeseed, peas (processing)	Seed rot and seedling blight	32 - 110 mL	484 - 390 mL	500 mL
Alfalfa, bird's-foot trefoil, clover, vetch, sainfoin	Seed rot and seedling blight	46 - 110 mL	454 - 390 mL	500 mL
Grasses (forage)	Seed rot and seedling blight	46 - 93 mL	454 - 407 mL	500 mL
Sunflower	Seed rot and seedling blight, downy mildew	110 - 189 mL	390 - 311 mL	500 mL
Lentil (low tannin)**	Pythium seed rot	16 mL	484 mL	500 mL
Soybean	Seed rots and seedling blights, early season Phytophthora	46 - 93 mL	454 - 407 mL	500 mL
Corn (field, sweet)	Seed rots and seedling blights	46 - 110 mL	454 - 390 mL	500 mL

* Higher rate needed for downy mildew. ** For use on low tannin lentils destined for export or seed production only.

Registered Tank Mixes

None registered.

Application Information

Mix with water to form a slurry seed treatment. A suitable seed colourant must be added to the slurry prior to application on seed. The slurry should be applied as a spray into the mixing chamber of the seed treating equipment to ensure good coverage. See instructions supplied with the applicable seed treater system for information on proper application techniques.

Crops Intended for Export

If the crop is intended for export, consult with the importer to establish what rates of Allegiance FL are used on the crop in their country for controlling specific diseases.

Application Tips

Use only the recommended rates.

How it Works

Metalaxyl is a systemic fungicide that is absorbed into the germinating seed and is transported through the growing seedling, providing control of seed and seedling diseases.

Restrictions

Grazing: Do not graze or feed livestock on treated areas for four weeks after planting. Treated seed must not be used for food, feed or oil processing.

Allegiance FL/Belmont 2.7 FS (cont'd)**Environmental Precautions**

Treated seed may be toxic to birds and other wildlife. Clean up any spilled seed. Ensure that treated seed is properly incorporated at planting. Do not apply this product directly to freshwater habitats, estuaries or marine habitats. Do not contaminate irrigation or drinking water supplies or aquatic habitats by cleaning of equipment or disposal of wastes.

Toxicity

Acute oral LD₅₀ (rats) = 2,900 mg/kg. Acute dermal LD₅₀ (rabbit) = 2,000 mg/kg.

Storage

Store product in original container away from other pesticides, fertilizer, food or feed. Do not store product in direct sunlight. Do not store Apron FL/Allegiance FL above 35°C or below 0°C.

Apron Advance

Group 1, 4, 12

Formulation

Product	Company	Active ingredient	Formulation	Container size
Apron Advance (PCP# 30627)	Syngenta	Thiabendazole: 150 g/L Fludioxonil: 25 g/L Metalaxyl-M: 20 g/L	Liquid suspension	10 L

Crops, Diseases Controlled and Rates

Crops	Diseases controlled	Rate per 100 kg seed
Chickpea	Seed-borne ascochyta blight caused by <i>Ascochyta rabiei</i> Seed rot, pre-emergence and post-emergence damping-off caused by <i>Fusarium</i> spp., <i>Rhizoctonia</i> spp. and <i>Pythium</i> spp. Seed rot and seedling blight caused by seed-borne <i>Botrytis</i> spp. Seedling blight caused by <i>Fusarium</i> spp. and <i>Pythium</i> spp.	100 mL
Lentil	Seed-borne ascochyta blight caused by <i>Ascochyta lentis</i> Seed rot, pre-emergence and post-emergence damping-off caused by <i>Fusarium</i> spp., <i>Rhizoctonia</i> spp. and <i>Pythium</i> spp. Seed rot and seedling blight caused by seed-borne <i>Botrytis</i> spp. Seedling root rot caused by <i>Fusarium</i> spp.	

Registered Tank Mixes

Apron Advance can be tank mixed with Cruiser 5FS for wireworm protection.

Application Information

Apply 100 mL of Apron Advance seed treatment per 100 kg of seed as a water-based slurry utilizing standard slurry seed treatment equipment that provides uniform seed coverage. **To achieve an accurate slurry, fill each jug with water and shake well prior to application.** Uneven or incomplete seed coverage may not give the desired level of disease control. Thoroughly mix the recommended amount of Apron Advance seed treatment into the required amount of water for the slurry treater and dilution rate to be used. Slurry volumes will vary depending on seed size.

Seed Treatment and Inoculants: Apron Advance can be used with most Rhizobium-based inoculants. Contact inoculant manufacturer for proper recommendations. Treated seed may not flow at the same rates through seeding equipment as untreated seed. Mixing with inoculants may increase drying time. With rough-coated seed, the addition of water to Apron Advance will increase coverage; contact Syngenta for more information.

How it Works

Fludioxonil is a phenylpyrrole fungicide with contact activity. Metalaxyl M is an acylalanine fungicide with systemic activity against certain fungal diseases. Thiabendazole is a systemic benzimidazole fungicide with activity against certain fungal diseases.

Restrictions

Grazing: Do not graze or feed livestock on treated areas for four weeks after planting. **Re-cropping:** Do not plant any crop other than soybeans, beans, chickpeas, lentils, lupins, faba beans and peas within 30 days to fields in which treated seeds were planted.

Environmental Precautions

Apron Advance is toxic to fish and other aquatic organisms. Do not apply this product directly to aquatic habitats, estuaries or marine habitats. Do not contaminate irrigation or drinking water supplies or aquatic habitats by cleaning of equipment or disposal of wastes. Any spilled or exposed seeds must be incorporated into the soil or cleaned up.

Toxicity

Acute oral LD₅₀ (rats) = > 5,000 mg/kg. Acute dermal LD₅₀ (rats) = > 5,050 mg/kg.

Storage

Heated storage required. Do not store above 30°C. Store product in original container.

Apron Maxx RTA

Fungicide Group 4, 12

Formulation

Product	Company	Active ingredient	Formulation	Container size
Apron Maxx RTA (PCP# 27577)	Syngenta	Fludioxonil: 0.73% Metalaxyl M: 1.1%	Liquid suspension	450 L

Crops, Diseases Controlled and Rates

Crops	Diseases controlled	Rate per 100 kg seed
Chickpea	Seed rot, pre-emergence and post-emergence damping-off caused by <i>Fusarium</i> spp., <i>Rhizoctonia</i> spp. and <i>Pythium</i> spp.	325 mL
	Seed rot and seedling blight caused by seed-borne <i>Botrytis</i> spp.	
	Seedling blight caused by <i>Fusarium</i> spp. and <i>Pythium</i> spp.	
	Seed-borne ascochyta blight caused by <i>Ascochyta rabiei</i>	
Dry bean	Damping-off caused by <i>Fusarium</i> spp., <i>Rhizoctonia</i> spp. and <i>Pythium</i> spp.	325 mL
	Seedling blight caused by <i>Pythium</i> spp.	
	Anthraco-nose caused by seed-borne <i>Colletotrichum</i> spp.	
Lentil	Seed rot, pre-emergence and post-emergence damping-off caused by <i>Fusarium</i> spp., <i>Rhizoctonia</i> spp. and <i>Pythium</i> spp.	325 mL
	Seed rot and seedling blight caused by seed-borne <i>Botrytis</i> spp.	
	Seedling root rot caused by <i>Fusarium</i> spp.	
	Seed-borne ascochyta blight caused by <i>Ascochyta lentis</i>	

Apron Maxx RTA (cont'd)

Crops	Diseases controlled	Rate per 100 kg seed
Peas (field and succulent) ¹	Seed rot, seedling blight, pre-emergence and post-emergence damping-off caused by <i>Fusarium</i> spp., <i>Rhizoctonia</i> spp. and <i>Pythium</i> spp. Seed-borne ascochyta blight and foot rot caused by <i>Ascochyta pinodes</i>	325 mL
	Seed-borne ascochyta blight and foot rot caused by <i>Asychota pinodes</i>	
Soybeans ²	Damping-off and seed rots caused by <i>Pythium</i> spp., <i>Fusarium</i> spp. and <i>Rhizoctonia</i> spp.	
	Seedling blight caused by <i>Fusarium</i> spp. and <i>Pythium</i> spp.	
	Seedling root rot caused by <i>Fusarium</i> spp.	
	Seed rot and seedling blight caused by seed-borne <i>Phomopsis</i> spp.	
	Early season root rot caused by <i>Phytophthora megasperma</i> var. <i>sojae</i> . ³	
Fababeans ¹	Seed rot/pre-emergence damping-off, post-emergence damping-off and seedling blight caused by <i>Fusarium</i> spp., <i>Pythium</i> spp. and <i>Rhizoctonia</i> spp.	

¹ Registered under User Requested Minor Use Label Expansion program. ² Based on 6,660 soybean seeds per bushel. ³ Apron Maxx RTA provides early season protection against Phytophthora root rot for tolerant varieties of soybeans. If target fields have a history of high Phytophthora pressure, or susceptible varieties are to be treated then tank-mix 325 mL of Apron Maxx RTA with 31 mL of Apron XL LS fungicide per 100 kg of seed.

Registered Tank Mixes

Apron Maxx RTA can be tank mixed with Cruiser 5FS to produce Cruiser Maxx Pulses.

Application Information

Apron Maxx RTA is a ready-to-apply seed treatment for use in commercial seed treatment plants and for on-farm treatment. Apron Maxx RTA may also be used in treat-on-the-go air seeders. The equipment must provide uniform coverage on the seed. Allow the seed to dry before bagging, storing or seeding.

Seed Treatment and Inoculants

Apron Maxx RTA can be used with some Rhizobium-based inoculants. Contact inoculant manufacturer for proper recommendations. Treated seed may not flow at the same rates through seeding equipment as untreated seed. With rough coated seed, the addition of water to Apron Maxx will increase coverage; contact Syngenta for more information.

How it Works

Apron Maxx RTA contains two active ingredients. Fludioxonil is a phenylpyrrole fungicide with contact activity. Metalaxyl M is an acylalanine fungicide with systemic activity against certain fungal diseases.

Restrictions

Grazing: Do not graze or feed livestock on treated areas for four weeks after planting. **Re-cropping:** Do not plant any crop other than soybeans, beans, chickpeas, lentils, lupins, faba beans and peas within 30 days to fields in which treated seeds were planted.

Environmental Precautions

Apron Maxx RTA is toxic to fish and other aquatic organisms. Do not apply this product directly to aquatic habitats, estuaries or marine habitats. Do not contaminate irrigation or drinking water supplies or aquatic habitats by cleaning of equipment or disposal of wastes. Any spilled or exposed seeds must be incorporated into the soil or cleaned up.

Toxicity

Acute oral LD₅₀ (rats) = 5,050 mg/kg. Acute dermal: LD₅₀ (rabbit) = 2,020 mg/kg.

Storage

Heated storage required. Do not store Apron Maxx RTA above 30°C. Store product in original container.

Charter RTU/Armour RTU/Armour

Group 3

Formulation

Product	Company	Active ingredient	Formulation	Container size
Armour (PCP# 29296)	Loveland Products Canada Inc.	Triticonazole: 25 g/L	Liquid	3.1 - 200 L
Armour RTU (PCP# 30226)		Triticonazole: 16.8 g/L	Liquid	0.1 - 1000 L
Charter RTU (PCP# 29440)	BASF Canada	Triticonazole: 16.8 g/L	Liquid	9.3 L, 200 L

Crops, Diseases Controlled and Rates

Crops	Diseases controlled	Diseases suppressed*	Rate per 100 kg seed	
			Armour	Armour RTU/ Charter RTU
Wheat	Seed rot caused by <i>Fusarium</i> sp., seedling blight caused by seedborne <i>Fusarium</i> sp., loose smut, common bunt	<i>Fusarium</i> crown and root rot, <i>Cochliobolus</i> (common) root rot, seedling blight caused by <i>Cochliobolus sativus</i>	200 mL (300 mL diluted product)	300 mL
Barley	Seed rot caused by <i>Fusarium</i> sp., seedling blight caused by seedborne <i>Fusarium</i> sp., true loose smut, covered smut, false loose smut	<i>Fusarium</i> crown and root rot, <i>Cochliobolus</i> (common) root rot, seedling blight caused by <i>Cochliobolus sativus</i>		
Oats	Loose smut, covered smut, seed rot caused by <i>Fusarium</i> sp., seedling blight caused by seedborne <i>Fusarium</i> sp.	<i>Fusarium</i> crown and root rot, <i>Cochliobolus</i> (common) root rot, seedling blight caused by <i>Cochliobolus sativus</i>		

* Suppression is defined as sub-optimal control, which is still of commercial benefit.

Application Information

Armour: Armour is a concentrated seed treatment formulation for use in commercial seed treatment plants and for use in on-farm standard gravity flow or mist type treatment machines. These formulations can also be used in “On the Go” air seeder treatment systems. Treated seed should not require drying after treatment and can be stored or bagged immediately.

Water Volume: Armour requires the addition of water for application. Recommended dilution is 2 parts Armour to 1 part water for use on wheat, barley, oats.

Armour RTU/Charter RTU: Armour RTU and Charter RTU are ready to use seed treatment formulations for use in commercial seed treatment plants and for use in on-farm standard gravity flow or mist type treatment machines. Armour RTU and Charter RTU can also be used in “On the Go” air seeder treatment systems. No water or dye is required to be added.

How it Works

The active ingredient triticonazole provides systemic broad spectrum protection against seed and soil-borne diseases.

Restrictions

Do not use treated seed for food, feed or oil processing.

Environmental Precautions

Ensure proper soil incorporation of the seeds. Do not feed treated seed to, or otherwise expose to wildlife or domestic birds. Ensure proper disposal of any surplus treated seed not intended for later planting. Do not contaminate water supplies or any body of water with the chemical contained in this seed treatment. Do not contaminate water by cleaning of equipment or disposal of wastes. Unused or leftover treated seed should not be stored where there is a chance of it becoming mixed with untreated seed.

Charter RTU/Armour RTU/Armour (cont'd)

Leaching: The use of this chemical may result in contamination of groundwater particularly in areas where soils are permeable (e.g. sandy soil) and/or the depth to the water table is shallow.

Toxicity

Acute oral LD₅₀ (rats) = 2,000 mg/kg. Acute dermal LD₅₀ (rabbit) = 2,600 mg/kg.

Storage

Store in original container away from pesticides, food or feed. Prevent product from freezing.

Crown

Fungicide Group 1, 7

Formulation

Product	Company	Active ingredient	Formulation	Container size
Crown (PCP# 23430)	Chemtura Canada	Carbathiin: 92 g/L Thiabendazole: 58g/L	Liquid Seed Treatment	10 L, 200 L, 1000 L

Crops, Diseases Controlled and Rates

Crops	Diseases controlled	Rate per 25 kg seed	Comments
Lentil	Post-emergence damping off, seed rot (<i>Botrytis</i> and <i>Fusarium</i>)	75 - 150 mL	Apply the higher rate when there is a history of high disease pressure in the field.
	Seed-borne ascochyta (<i>Ascochyta lentis</i>)	150 mL	
Chickpea	Seed-borne ascochyta (<i>Ascochyta rabiei</i>)	75 - 150 mL	Use the higher rate for smaller seed size varieties.

Application Information

Commercial treaters and on-farm auger treating: Crown is added directly to the seed as it enters a mixing chamber or auger. When a grain auger is used for treating, running the auger less than full is key to adequate mixing.

Application to seed in a hopper box or seed drill: Partially fill the hopper box or seed drill with a pre-measured amount of seed. Apply the proper amount of Crown evenly over the surface of the seed. Mix with a paddle until all seed is of a uniform red colour, indicating adequate coverage. Repeat this procedure until the hopper box or seed drill is filled. Seed can be planted immediately after treatment without drying. **Seed treatment and inoculum sticker:**

Crown's liquid properties enable this product to perform as a sticker for inoculants. Partially fill the hopper box or seed drill with a pre-measured amount of seed. Apply the proper amount of Crown evenly over the surface of the seed. Read inoculum label before use. Apply the recommended amount of inoculum evenly over the treated seed and mix thoroughly. Repeat this procedure until the hopper box or seed drill is filled. Seed treated with Crown will remain damp for a period of time following treatment. This enables inoculant added to the hopper box or seed drill to adhere uniformly to seed, thus ensuring adequate nodulation of lentil and chickpea seedlings.

How it Works

Thiabendazole, a fungicide, controls seed-borne diseases. Carbathiin, a systemic fungicide, penetrates the seed coat to control diseases of the seed and seedling.

Restrictions

Grazing: Do not graze or feed livestock on treated areas for four weeks after planting. Do not use treated seed for food, feed or oil processing.

Environmental Precautions

Crown contains a petroleum distillate, which is moderately to highly toxic to aquatic organisms. Do not contaminate water during application, cleaning of equipment or disposing of wastes. Any spilled or exposed seed must be incorporated into the soil or cleaned up from the soil surface.

Toxicity

Acute oral LD₅₀ (rats) carbathiin = 3,820 mg/kg; thiabendazole = 3,300 mg/kg.

Storage

Store product in original container only, away from other pesticides, fertilizer, food or feed. Keep container closed. Do not store Crown in direct sunlight. Do not store Crown above 35°C or below 0°C.

Cruiser 5FS

Group 4

Formulation

Product	Company	Active ingredient	Formulation	Container size
Cruiser 5FS Seed Treatment (PCP# 27045)	Syngenta	Thiamethoxam: 47.6%	Liquid suspension	56.78 L

Crops, Insects and Diseases Controlled, Rates

Crops	Insects	Rate per 100 kg of seed	Specific Comments
Wheat and barley	Wireworms	17 mL, 33 - 50 mL	Use the 17 mL/100 kg seed rate for wireworm suppression. For moderate or high wireworm pressure, treat crops at the 33 - 50 mL/100 kg seed. May be applied on-farm or by commercial treaters using closed transfer including closed mixing, loading, calibrating and closed treatment equipment.
	European chafer	50 mL	
Chickpeas, lentils, dry peas, faba beans	Wireworms	17 mL, 33 - 50 mL	Use the 17 mL/100 kg seed rate for wireworm suppression. For moderate or high wireworm pressure, treat crops at the 33 - 50 mL/100 kg seed. May be applied on-farm or by commercial treaters using closed transfer including closed mixing, loading, calibrating and closed treatment equipment.
Dry peas (including field pea)	Pea leaf weevil	50 mL	

Registered Tank Mixes

Cruiser 5FS can be tank mixed with Apron Maxx RTA, Dividend XL RTA and Vibrance 500FS. When applied as a tank-mix combination, read and observe all label directions, including rates, restrictions, and grazing limitations for each product used in the tank mix. Follow the more stringent precautionary measures for mixing, loading and applying as stated on both product labels.

Application Information

Ensure product is thoroughly mixed prior to application. Apply Cruiser 5FS Seed Treatment utilizing closed system seed treatment equipment that provides uniform seed coverage. Thoroughly mix the recommended amount of Cruiser 5FS Seed Treatment into the required amount of water for the slurry rate to be used. Maintain constant agitation of the slurry. Allow the seed to dry before bagging or storing into bulk containers. Depending on planting equipment, seed treated with Cruiser 5FS Seed Treatment may not flow through planting equipment at the same rate as untreated seed. Recalibrate equipment before planting treated seed.

How it Works

Cruiser 5FS Seed Treatment belongs to the neonicotinoid class of chemistry that controls listed chewing and sucking insects through contact and systemic activity. When seed is treated for post-planting protection against registered pests, Cruiser 5FS Seed Treatment will also provide protection during post-treatment storage of the seed against damage from many storage insect pests. Seed treated with Cruiser 5FS Seed Treatment has been tested and found to be effective against rusty grain beetle, saw-toothed grain beetle, red flour beetle, rice weevil, lesser grain borer, European corn borer and Indian-meal moth.

Cruiser 5FS (cont'd)**Restrictions**

Treated seed must not be used for food, feed or oil processing. **Grazing:** Do not graze or feed livestock on seeded area for 45 days after planting.

Environmental Precautions

Thiamethoxam is toxic to bees. Bees can be exposed to product residues in flowers, leaves, pollen and/or nectar resulting from seed treatment applications. Do not apply directly to water or to areas where surface water is present. Treated seed is toxic to birds and small wild mammals. Spilled or exposed seeds and dust must be incorporated into the soil or cleaned up from the soil surface.

Toxicity

Acute oral LD₅₀ (rats) = > 5,000 mg/kg. Acute dermal LD₅₀ (rabbits) = > 5,050 mg/kg. Toxic to bees.

Storage

Heated storage required. Store product in original container, ideally at temperatures below 30 degrees Celsius.

Cruiser Maxx Vibrance Cereals

Insecticide Group 4 Fungicide Group 3, 4, 7

Formulation

Product	Company	Active ingredient	Formulation	Container size
Cruiser Maxx Vibrance Cereals (PCP# 30436)	Syngenta	Thiamethoxam: 30.7 g/L Metalaxyl-M: 9.5 g/L	Difenoconazole: 36.9 g/L Sedaxane: 8.0 g/L	Liquid suspension 10 L, 115 L, 450 L

Crops, Insects and Diseases Controlled, Rates

Crops	Insects	Diseases controlled	Diseases suppressed ^{3, 5}	Rate per 100 kg of seed
Barley	Wireworms ¹ European chafer ²	General seed rots ³ , seedling blight, root rot, and damping-off caused by seed- and soil-borne <i>Fusarium</i> or <i>Rhizoctonia</i> spp. and soil-borne <i>Pythium</i> , seed-borne <i>Septoria</i> , covered, false loose and true loose smut	Common root rot (<i>Cochliobolus</i> spp.), <i>Fusarium</i> crown and foot rot, take-all	325 - 650 mL
Wheat, spring	Wireworms ¹ European chafer ²	General seed rots ³ , seedling blight, root rot, and damping-off caused by seed- and soil-borne <i>Fusarium</i> or <i>Rhizoctonia</i> spp. and soil-borne <i>Pythium</i> , common bunt ⁶ and loose smut	Common root rot (<i>Cochliobolus</i> spp.), <i>Fusarium</i> crown and foot rot, take-all	
Wheat, winter	Wireworms ¹ European chafer ²	General seed rots ³ , seedling blight, root rot, and damping-off caused by seed- and soil-borne <i>Fusarium</i> or <i>Rhizoctonia</i> spp. and soil-borne <i>Pythium</i> ; seed borne <i>Septoria</i> ⁴ ; <i>Septoria</i> leaf blotch ^{4, 7} common bunt ⁶ ; dwarf bunt ⁶ ; loose smut	Common root rot (<i>Cochliobolus</i> spp.), <i>Fusarium</i> crown and foot rot, take-all	
Oats	Wireworms ¹ European Chafer ²	General seed rots ³ , seedling blight, root rot and damping off caused by seed and soil-borne <i>Fusarium</i> or <i>Rhizoctonia</i> and soil-borne <i>Pythium</i> , covered smut, loose smut	Common root rot (<i>Cochliobolus</i> spp.)	325 - 650 mL

¹ The 325 mL/100 kg seed rate of Cruiser Maxx Vibrance Cereals provides suppression of wireworm activity. If pressure is moderate to high or control is required, use 650 mL/100 kg seed to apply 20 g thiamethoxam per 100 kg seed. Alternatively, Cruiser Maxx Vibrance Cereals can be tank mixed with Cruiser 5FS/350FS Seed Treatment Insecticide to achieve a total use rate of 20 – 30 g of thiamethoxam per 100 kg seed. Consult each product label for registered use rates and follow all label use instructions. Read the label directions for each product and follow the most restrictive label precautions and limitations. ² For control of European chafer activity on wheat and barley, mix Cruiser Maxx Vibrance Cereals with Cruiser 5FS/350FS Seed Treatment

Insecticide to achieve a total use rate of 30 g of thiamethoxam per 100 kg seed. Consult each product label for registered use rates and follow all label use instructions. Read the label directions for each product and follow the most restrictive label precautions and limitations. ³ General seed rots controlled include those caused by saprophytic organisms such as *Fusarium*, *Pythium*, *Rhizoctonia*, *Penicillium* and *Aspergillus*. ⁴ Use the 650 mL rate for control of this disease. ⁵ Suppression means consistent control at a level that is not optimal but is still of commercial benefit. ⁶ Controls both seed- and soil-borne bunts (common, dwarf). ⁷ Early season foliar disease control for first 4 weeks after planting. For full season control, apply a foliar fungicide according to label directions.

Registered Tank Mixes

325 mL per 100 kg of Cruiser Maxx Vibrance Cereals commercial seed treatment may be mixed with 325 mL of Dividend XL RTA if a) there is a history of high disease pressures in the field, b) where field conditions favour seed-borne and soil-borne pathogens, or c) when controlling seed-borne Septoria. For increased wireworm control, Cruiser Maxx Vibrance Cereals can be tank mixed with Cruiser 5FS/350FS seed treatment insecticide.

Application Information

All seed treated with this product must be conspicuously coloured at the time of treatment.

How to apply: The highest rate of Cruiser Maxx Vibrance Cereals is available from commercial treaters for fields with high wireworm pressure. See label for protective equipment when treating or handling treated seed. For more information on higher application rates or high wireworm populations, call 1-87-SYNGENTA.

How it Works

Cruiser Maxx Vibrance Cereals seed treatment is a combination of the insecticide thiamethoxam and the fungicides difenoconazole, metalaxyl-M (and S-isomer) and sedaxane that controls or suppresses certain insect pests and seed- and soil-borne diseases of cereal crops. Thiamethoxam offers suppression of wireworm activity applied at the on-farm rate on seed and young seedlings.

Restrictions

Grazing: Do not graze or feed livestock on treated areas for 45 days after planting.

Environmental Precautions

Cruiser Maxx Vibrance Cereals is a water-based seed treatment containing three fungicides and one insecticide. The insecticidal active ingredient, thiamethoxam is slightly to practically non-toxic to fish, birds and aquatic invertebrates (water flea) but is highly toxic to honeybees and one species of aquatic invertebrate (chironomid). The fungicides, metalaxyl-M, difenoconazole and sedaxane are practically non-toxic to slightly toxic to fish, birds, aquatic invertebrates (water flea) and insects (bees). Do not contaminate irrigation or drinking water supplies or aquatic habitats by cleaning of equipment or disposal of wastes. Any spilled or exposed seeds must be incorporated into the soil or otherwise cleaned up from the soil surface.

Toxicity

Acute oral LD₅₀ (rats) = > 5,000 mg/kg. Acute dermal LD₅₀ (rats) = > 5,000 mg/kg.

Storage

Heated storage required. Do not store above 30° C. If the product should freeze, bring the product back to room temperature and ensure the contents are mixed well prior to application.

Cruiser Maxx Potato Extreme

Insecticide Group 4, Fungicide Group 3, 12

Formulation

Product	Company	Active ingredient	Formulation	Container size
Cruiser Maxx Potato Extreme (PCP# 31024)	Syngenta	Thiamethoxam: 250 g/L	Liquid suspension	2 x 5.54 L
		Fludioxonil: 64.5 g/L Difenoconazole: 123 g/L		

Cruiser Maxx Potato Extreme (cont'd)**Crops, Insects and Diseases Controlled, Rates**

Crops	Insects	Diseases	Rate per 100 kg of seed
Potato	Colorado potato beetle, aphids (including green peach, potato, buckthorn and foxglove aphid), potato leafhopper	Black scurf (suppression), stem and stolon canker (<i>Rhizoctonia solani</i>) Silver scurf (<i>Helminthosporium solani</i>) Fusarium dry rot (<i>Fusarium</i> spp.)	20 mL

* Consult product label for seeding rate conversion chart.

Application Information

Store cut seeds between 7 and 10° C. Apply only in areas with adequate ventilation or in areas that are equipped to remove mist or dust. Seed loading onto the belt should be uniform. Calibrate the output to the actual flow rate. If the treated seed is to be stored for several days, ensure there is adequate cool air movement through the pile of cut seed potatoes at a relative humidity of 85 - 90%. An inert dust may be used to help suberization. Cut and treated seed should not be piled above 1.8 m in height. Optimal results are obtained if potatoes are planted immediately after being treated. Do not apply more than 190 mL/acre (rate required for seeding rate of 21 cwt/acre). For seeding rates higher than 21 cwt/acre, use Maxim D plus Actara (consult labels for rates).

How to Apply

Apply as a water-based slurry utilizing standard slurry seed treatment equipment that provides uniform seed coverage. Thoroughly mix the recommended amount of Cruiser Maxx Potato Extreme into the required amount of water or tank mix partner for the slurry treater and dilution rate to be used. Maintain constant agitation of the slurry during treatment.

How it Works

Cruiser Maxx Potato Extreme is active against black scurf, stem and stolon canker, silver scurf, and fludioxonil resistant Fusarium dry rot and contains thiamethoxam, a systemic neonicotinoid insecticide that controls listed sucking and chewing insects through contact and ingestion.

Restrictions

Grazing: Do not graze or feed livestock on seeded area for 45 days after planting. Do not use treated seed for food, feed or oil processing. **Re-cropping restrictions:** Treated areas may be replanted immediately following harvest or as soon as practical following the last application with any crop listed on the label or to sorghum, wheat, barley and canola. Any cover crop planted for erosion control or soil improvement may be planted as soon as practical following the last application. The cover crop may not be grazed or harvested for food or feed. For all other crops, a 120-day plant-back interval is required.

Environmental Precautions

This product is toxic to fish and aquatic invertebrates. Do not apply this product directly to water or to areas where surface water is present. Toxic to bees. Bees can be exposed to product residues in flowers, leaves, pollen and/or nectar resulting from seed treatment applications. Treated seed is toxic to birds and small wild animals; any spilled or exposed seed must be incorporated into the soil or collected and disposed of in a safe manner.

Toxicity

Acute oral LD₅₀ > 5,050 mg/kg. Acute dermal LD₅₀ > 5,000 mg/kg.

Storage

Heated storage required. Store product in original container, ideally at temperatures below 30 degrees Celsius.

Cruiser Maxx Vibrance Pulses

Insecticide Group 4 Fungicide Group 4, 7, 12

Formulation

Product	Company	Active ingredient	Formulation	Container size
Cruiser 5FS (PCP# 27045)	Syngenta	Thiamethoxam: 47.6%	Liquid suspension	1 x 56.78 L (Cruiser 5FS) + 2 x 56.78 L (Apron Maxx)
Apron Maxx RTA (PCP# 27577)		Fludioxonil: 0.73% Metalaxyl M: 1.1%		
Vibrance 500FS (PCP # 30438)		Sedaxane: 500 g/L		1.77 L

Crops, Insects and Diseases Controlled, Rates

Crops	Insects	Diseases	Rate per 100 kg of seed
Chickpea	Wireworms ¹	Seed rot, pre-emergence and post-emergence damping-off caused by <i>Fusarium</i> spp., <i>Rhizoctonia</i> spp. and <i>Pythium</i> spp. Seed rot and seedling blight caused by seed-borne <i>Botrytis</i> spp. Seedling blight caused by <i>Fusarium</i> spp. and <i>Pythium</i> spp. Seed-borne aschochyta blight caused by <i>Ascochyta rabiei</i> Seed decay, seedling blight and damping-off caused by <i>Rhizoctonia solani</i>	325 mL Apron Maxx RTA + 10 mL Vibrance + 50 - 83 mL Cruiser 5FS. Commercial treaters have the option of substituting 100 mL Apron Maxx RFC for Apron Maxx RTA.
Lentil	Wireworms ¹	Seed rot, pre-emergence and post-emergence damping-off caused by <i>Fusarium</i> spp., <i>Rhizoctonia</i> spp. and <i>Pythium</i> spp. Seed rot and seedling blight caused by seed-borne <i>Botrytis</i> spp. Seedling rot caused by <i>Fusarium</i> spp. Seed-borne aschochyta blight caused by <i>Ascochyta lentis</i> Seed decay, seedling blight and damping-off caused by <i>Rhizoctonia solani</i>	
Dry peas (including field pea)	Wireworms ¹ Pea leaf weevil ¹	Seed rot, seedling blight, pre-emergence and post-emergence damping-off caused by <i>Fusarium</i> spp., <i>Rhizoctonia</i> spp. and <i>Pythium</i> spp. Seed-borne aschochyta blight and foot rot caused by <i>Ascochyta pinode</i> Seed decay, seedling blight and damping-off caused by <i>Rhizoctonia solani</i>	

¹ Cruiser Maxx Pulses provides suppression of wireworm and pea leaf weevil activity. For moderate to heavy infestations use Cruiser 350FS. Available only through commercial treaters.

Registered Tank Mixes

None registered.

Application Information

For use in a closed application system; no open transfer of product is permitted. Apply Cruiser Maxx Vibrance Pulses utilizing seed treatment equipment that provides uniform seed coverage. Mixing with inoculants may increase drying time.

Seed Treatment and Inoculants: Cruiser Maxx Vibrance Pulses is compatible with Rhizobium-based inoculants. Check with inoculant manufacturer for application details prior to use.

How to Apply

For control of the listed chewing and sucking pests, as well as seed borne and soil borne diseases of registered crops, mix 325 mL of Apron Maxx RTA + 10 mL of Vibrance 500 FS + 50 - 83 mL of Cruiser 5FS Seed Treatment per 100 kg of seed.

Cruiser Maxx Vibrance Pulses (cont'd)**How it Works**

Cruiser Maxx Vibrance Pulses controls pea leaf weevil, wireworms and other listed insects through contact and systemic activity of thiamethoxam. Fludioxonil is a phenylpyrrole fungicide with contact activity. Metalaxyl M is an acylalanine fungicide with systemic activity against certain fungal diseases. Sedaxane is an SDHI fungicide with systemic properties.

Restrictions

Grazing: Do not graze or feed livestock on treated areas for 60 days after planting. Treated seed must not be used for food, feed or oil processing.

Environmental Precautions

This product is toxic to fish and aquatic invertebrates. Do not apply this product directly to water or to areas where surface water is present. Toxic to bees. Bees can be exposed to product residues, flowers, leaves, pollen and /or nectar resulting from seed treatment applications. Treated seed is toxic to birds and small wild animals. Any spilled or exposed seed must be incorporated into the soil or cleaned up.

Toxicity

Acute oral LD₅₀ (rats) = > 5,000 mg/kg. Acute dermal LD₅₀ (rabbits) = > 5,000 mg/kg. Vibrance 500FS: Acute oral LD₅₀ (rats) = 2,975 mg/kg. Acute dermal LD₅₀ (rabbits) = > 5,050 mg/kg.

Storage

Heated storage required. Store product in original container, ideally at temperatures below 30 degrees Celsius.

Cruiser Maxx Vibrance Beans

Insecticide Group 4 Fungicide Group 4, 7, 12

Formulation

Product	Company	Active ingredient	Formulation	Container size
Cruiser Maxx Beans (PCP# 28821)	Syngenta	Thiamethoxam: 22.6% Metalaxyl-M: 1.70% Fludioxinil: 1.12%	Liquid suspension	1 x 56.78 L (Cruiser Maxx Beans) + 1 x 1.45 L (Vibrance)
Vibrance 500FS (PCP# 30438)		Sedaxane: 500 g/L		

Crops, Insects and Diseases Controlled, Rates

Crop	Insects	Diseases Controlled	Rate per 100 kg of seed
Soybeans ¹	Wireworm Seed corn maggot European chafer Bean leaf beetle Soybean aphid*	Control of seed rot/pre-emergence damping-off and post-emergence damping-off caused by <i>Fusarium</i> spp., <i>Pythium</i> spp. and <i>Rhizoctonia</i> spp. Control of seedling blight caused by <i>Fusarium</i> spp. and <i>Pythium</i> spp. Control of seedling root rot caused by <i>Fusarium</i> spp. Seed rot and seedling blight caused by seed-borne <i>Phomopsis</i> spp. Early season root rot caused by <i>Phytophthora megasperma</i> var. <i>sojiae</i> . ² Seed decay, seedling blight and damping-off caused by <i>Rhizoctonia solani</i>	195 mL Cruiser Maxx Beans + 10 mL Vibrance

Crop	Insects	Diseases Controlled	Rate per 100 kg of seed
Dry Beans	Wireworm Seed corn maggot Potato leafhopper**	Control of seed rot/pre-emergence damping-off, and post-emergence damping-off caused by <i>Fusarium</i> spp., <i>Pythium</i> spp. and <i>Rhizoctonia</i> spp. Control of seedling blight caused by <i>Pythium</i> spp. Anthracnose caused by seed-borne <i>Colletotrichum</i> spp. Seed decay, seedling blight and damping off caused by <i>Rhizoctonia solani</i>	195 mL Cruiser Maxx Beans + 10 mL Vibrance

Note

* Early season protection. ** Replaces one (1) application of a foliar insecticide spray.

¹ Based on 6,600 soybean seeds per kg, Cruiser Maxx Beans Seed Treatment delivers 85 µg of active ingredient (76 µg of thiamethoxam, 5.7 µg of metalaxyl-M and 3.8 µg of fludioxonil) per seed. ² Cruiser Maxx Beans Seed Treatment provides early season protection against Phytophthora root rot for tolerant varieties of soybeans. If target fields have a history of high Phytophthora pressure or susceptible varieties are to be treated, then tank mix 195 mL of Cruiser Maxx Beans Seed Treatment with 31 mL of APRON XL® LS Fungicide per 100 kg of seed.

Registered Tank Mixes

Apron XL LS at 31 mL/ 100kg seed.

Application Information

For use in a closed application system; no open transfer of product is permitted. Apply Cruiser Maxx Vibrance Beans utilizing seed treatment equipment that provides uniform seed coverage. Seed treated with Cruiser Maxx Vibrance Beans Seed Treatment or a combination of Cruiser Maxx Vibrance Beans Seed Treatment and seed inoculants may not flow through planting equipment at the same rate as untreated seed. Recalibrate equipment before planting treated seed. Mixing with inoculants may increase drying time.

Seed Treatment and Inoculants: Cruiser Maxx Vibrance Beans is compatible with Rhizobium-based inoculants. Check with inoculant manufacturer for application details prior to use.

How it Works

Cruiser Maxx Vibrance Beans controls wireworms and other listed insects through contact and systemic activity of thiamethoxam. Fludioxonil is a phenylpyrrole fungicide with contact activity. Metalaxyl M is an acylalanine fungicide with systemic activity against certain fungal diseases.

Restrictions

Grazing: Do not graze or feed livestock on treated areas for 45 days after planting. Treated seed must not be used for food, feed or oil processing.

Environmental Precautions

This product is toxic to fish and aquatic invertebrates. Do not apply this product directly to water or to areas where surface water is present. Toxic to bees. Bees can be exposed to product residues, flowers, leaves, pollen and /or nectar resulting from seed treatment applications. Treated seed is toxic to birds and small wild animals. Any spilled or exposed seed must be incorporated into the soil or cleaned up.

Toxicity

Acute oral LD₅₀ (rats) = > 5,000 mg/kg. Acute dermal LD₅₀ (rabbits) = > 5,000 mg/kg.

Storage

Heated storage required. Store product in original container, ideally at temperatures below 30°C.

Cruiser Vibrance Quattro

Insecticide Group 4 Fungicide Group 3, 4, 7, 12

Formulation

Product	Company	Active ingredient	Formulation	Container size
Cruiser Vibrance Quattro (PCP# 31453)	Syngenta	Thiamethoxam: 61.5 g/L Difenoconazole: 36.9 g/L Sedaxane: 15.4 g/L Metalaxyl: 9.2 g/L Fludioxonil: 7.7 g/L	Liquid suspension	10 L, 115 L, 450 L

Crops, Insects and Diseases Controlled, Rates

Crops	Insects	Diseases controlled	Diseases suppressed ³	Rate per 100 kg of seed
Barley	Wireworms European chafer ¹	General seed rots ² , seedling blight, root rot and damping-off caused by seed- and soil-borne <i>Fusarium</i> spp. or <i>Rhizoctonia</i> spp. Seedling blight, root rot and damping-off caused by soil-borne <i>Pythium</i> spp. Covered, false loose and true loose smut	Common root rot (<i>Cochliobolus</i> spp.), <i>Fusarium</i> crown and foot rot, take-all	325 mL
Wheat, spring	Wireworms European chafer ¹	General seed rots ² , seedling blight, root rot, and damping-off caused by seed- and soil-borne <i>Fusarium</i> spp. or <i>Rhizoctonia</i> spp. Seedling blight, root rot and damping-off caused by soil-borne <i>Pythium</i> spp. Common bunt ⁴ and loose smut	Common root rot (<i>Cochliobolus</i> spp.), <i>Fusarium</i> crown and foot rot, take-all	
Wheat, winter	Wireworms European chafer ¹	General seed rots ² , seedling blight, root rot, and damping-off caused by seed- and soil-borne <i>Fusarium</i> spp. or <i>Rhizoctonia</i> spp. Seedling blight, root rot and damping-off caused by soil-borne <i>Pythium</i> spp. Common and dwarf bunt ⁴ Loose smut	Common root rot (<i>Cochliobolus</i> spp.), <i>Fusarium</i> crown and foot rot, take-all	
Oats	Wireworms	General seed rots ² , seedling blight, root rot and damping-off caused by seed- and soil-borne <i>Fusarium</i> spp. or <i>Rhizoctonia</i> spp. Seedling blight, root rot and damping-off caused by soil-borne <i>Pythium</i> spp. Covered and loose smut	Common root rot (<i>Cochliobolus</i> spp.)	325 mL

Note

- ¹ For control of European chafer activity, mix Cruiser Vibrance Quattro with Cruiser 5FS Seed Treatment to achieve a total use rate of 30 g of thiamethoxam per 100 kg seed. Consult each product label for registered use rates and follow all label use instructions. Read the label directions for each product and follow the most restrictive label precautions and limitations.
- ² General seed rots controlled include those caused by saprophytic organisms such as *Fusarium*, *Pythium*, *Rhizoctonia*, *Penicillium* and *Aspergillus* spp.
- ³ Suppression means consistent control at a level that is not optimal but is still of commercial benefit.
- ⁴ Controls both seed- and soil-borne bunts (common, dwarf).

Registered Tank Mixes

When wireworm activity is high, Cruiser Vibrance Quattro can be tank mixed with Cruiser 5FS Seed Treatment to achieve a total use rate of 30 g of thiamethoxam per 100 kg seed.

Application Information

Cruiser Vibrance Quattro is a ready-to-use water-based formulation for use in commercial seed treatment facilities or on-farm. Treatment equipment must provide uniform coverage of Cruiser Vibrance Quattro on the seed. This product does not require the addition of water for application. Thiamethoxam is a Group 4 insecticide. Do not make any subsequent application of a Group 4 insecticide (i.e., in-furrow or foliar application) following treatment with Cruiser Vibrance Quattro.

How it Works

Cruiser Vibrance Quattro controls or suppresses certain insect pests and seed- and soil-borne diseases of cereal crops. When seed is treated for post-planting protection against registered pests, Cruiser Vibrance Quattro will also provide protection during post-treatment storage of the seed against damage from many storage insect pests. Seed treated with thiamethoxam has been tested and found to be effective against rusty grain beetle, saw-toothed grain beetle, red flour beetle, rice weevil, lesser grain borer, European corn borer and Indian meal moth.

Restrictions

Grazing: Do not graze or feed livestock on treated areas for 45 days after planting. **Re-cropping:** Do not plant any crop other than cereals, corn, soybeans, members of Crop Subgroup 6C (dried, shelled peas and beans), members of Crop Sub-group 20A (canola and rapeseed subgroup) or potatoes within 60 days to fields in which seeds treated with Cruiser Vibrance Quattro were planted.

Environmental Precautions

Toxic to aquatic organisms. Treated seed is toxic to birds and small wild mammals. Any spilled or exposed seeds must be incorporated into the soil or otherwise cleaned up from the soil surface. Toxic to bees. Bees can be exposed to product residues in flowers, leaves, pollen and/or nectar resulting from seed treatment applications.

Toxicity

Acute oral LD₅₀ (rats) = > 5,000 mg/kg. Acute dermal LD₅₀ (rats) = > 5,000 mg/kg.

Storage

Heated storage required. Do not store above 30° C. If the product should freeze, bring the product back to room temperature and ensure the contents are mixed well prior to application.

EverGol Energy

Fungicide Group 7, 3, 4

Formulation

Product	Company	Active ingredient	Formulation	Container size
EverGol Energy (PCP# 30364)	Bayer CropScience	Penflufen: 38.4 g/L Prothioconazole: 76.8 g/L Metalaxyl: 61.4 g/L	Suspension	33.75 L

Crops, Diseases Controlled and Rates

Crops	Diseases controlled	Rate per 100 kg of cut seed
Soybean	Seed rot/pre-emergence damping-off and post-emergence damping-off caused by <i>Rhizoctonia solani</i> , <i>Fusarium</i> spp., and <i>Pythium</i> spp. Early-season root rot and seedling blight caused by <i>Rhizoctonia solani</i> and <i>Fusarium</i> spp. <i>Botrytis cinerea</i> Seed rot/pre-emergence damping-off of soybean caused by <i>Phomopsis longicolla</i> .	65 mL

EverGol Energy (cont'd)**Registered Tank Mixes**

EverGol Energy may be combined with Stress Shield for control of certain insect pests in soybeans. For control of early season *Phytophthora* in soybean, EverGol Energy can be tank mixed with 35 mL of Allegiance FL per 100 kg seed.

Application Information

EverGol Energy is designed for commercial or on-farm treating with conventional seed treating equipment. This product is recommended to be diluted with water or another suitable liquid to ensure uniform coverage on the seed. When preparing a slurry of EverGol Energy with diluents such as water or liquid inoculants, additional or continuous agitation or mixing may be necessary to prevent EverGol Energy from settling out. Do not store diluted slurry mixtures. Allow seeds to dry before bagging, storing or seeding.

Seed treatment and inoculants: Check with inoculant manufacturers prior to use.

Restrictions

Re-cropping: Registered crops for EverGol Energy, as well as canola, mustard, rapeseed, borage, flax, crambe and potato, may be replanted at any time. For all other crops, do not plant back within 30 days of seeding with EverGol Energy-treated seed.

Environmental Precautions

EverGol Energy is toxic to aquatic organisms. Do not discharge effluent containing this product into sewer systems, lakes, streams, ponds, estuaries, oceans or other waters. Dispose of all excess treated seed. Leftover treated seed may be double-sown around the headland or buried away from water sources in accordance with local requirements.

Leaching: The use of this product may result in contamination of groundwater, particularly in areas where soils are permeable (e.g., sandy soil) and/or depth to the water table is shallow.

Toxicity

Acute oral LD₅₀ (rats) = > 2,000 mg/kg. Acute dermal LD₅₀ (rats) = > 2,000 mg/kg.

Storage

Store product in original container in a cool, dry place. Do not store in direct sunlight. Do not allow prolonged storage in temperatures that exceed 40°C or go below -10°C.

Gaucha CS FL/Gaucha 480 FL/ Sombbrero 600 FS

Insecticide Group 4 Fungicide Group 7, M

Available to commercial seed treaters only.

Formulation

Product	Company	Active ingredient	Formulation	Container size
Gaucha CS FL (PCP#27174)	Bayer CropScience	Imidacloprid: 285.7 g/L Carbathiin: 47.6 g/L Thiram: 95.3 g/L	Flowable	10 L, 100 L, 1,000 L
Gaucha 480 FL (PCP# 26124)		Imidacloprid: 480 g/L	Flowable	10 L, 100 L, 1,000 L
Sombbrero 600 FS (PCP# 30505)	ADAMA Canada	Imidacloprid: 600 g/L	Flowable	1 L - 1,000 L

Crops, Insects and Diseases Controlled, Rates

Crops	Insects controlled	Diseases controlled	Rate
Gaucho CS FL			
Canola, mustard, rapeseed	Early season control of flea beetle	Seed rot, damping-off, seedling blight and early season root rot caused by <i>Pythium</i> , <i>Rhizoctonia</i> and <i>Alternaria</i> . Also controls seed-borne blackleg of canola and rapeseed	1400 - 2100 mL per 100 kg of seed
Gaucho 480 FL			
Canola, mustard, rapeseed	Early season control of flea beetle		833 - 1667 mL per 100 kg of seed
Sombrero 600 FS			
Canola, mustard, rapeseed	Early season control of flea beetle		667 - 1333 mL per 100 kg of seed
Field corn, field corn for seed production	Early season control of wireworms		21.3 mL per 80,000 seeds

Note: In areas where flea beetle populations are high, use the higher rates.

Registered Tank Mixes

For areas where flea beetle populations are high, tank mix Gaucho CS FL seed treatment with Gaucho 480 FL.

Application Information

For use in commercial seed treatment facilities only. Treated canola, rapeseed or mustard (condiment and oilseed types) seed stored for periods in excess of 9 months may decrease in germination at a faster rate than untreated seed. Treated seed stored for more than 9 months should be tested for germination before planting.

How it Works

Gaucho CS FL is a systemic insecticide and fungicide seed treatment. The insecticide imidacloprid is for early season protection from flea beetles. Gaucho CS FL seed treatment contains the fungicides carbathiin and thiram. These fungicides control seed rot, damping off, seedling blight and early season root rot caused by *Pythium*, *Rhizoctonia* and *Alternaria* on canola, rapeseed and mustard (condiment and oilseed types), also controls seed-borne blackleg of canola and rapeseed.

Restrictions

Do not use treated seed for food, feed or oil processing. Do not graze or feed livestock on treated areas for four weeks after planting. Mustard greens grown or harvested from Gaucho CS FL seed treatment-treated seed must not be used for human consumption. **Grazing:** Do not graze or feed livestock on treated areas for four weeks after planting.

Environmental Precautions

Gaucho CS FL is highly toxic to birds and aquatic invertebrates. Do not apply directly to water or to areas where surface water is present. Do not contaminate water when disposing of equipment wash waters. Cover or incorporate spilled treated seeds.

Toxicity

Acute oral LD₅₀ (rats) = 3, 067 mg/kg. Acute dermal LD₅₀ (rats) = > 5,000 mg/kg.

Storage

Store product in original container. Do not store above 35° Celsius.

Gemini

Fungicide Group 3, M

Formulation

Product	Company	Active ingredient	Formulation	Container size
Gemini (PCP#27826)	BASF	Triticonazole: 1.25% Thiram: 12.5%	Liquid flowable	6 L, 200 L

Crops, Insects and Diseases Controlled, Rates

Crops	Diseases controlled	Diseases suppressed ¹	Rates per 100 Kg seed
Barley	Covered smut, false loose smut, true loose smut <i>Pythium</i> damping-off, seed rot and seedling blight caused by seed and soil-borne <i>Fusarium</i> spp.	Common root rot and seedling blight caused by <i>Cochliobolus</i> , <i>Fusarium</i> crown and root rot	360 mL
Oats	Covered smut, loose smut		
Wheat	Common bunt, loose smut, <i>Pythium</i> damping off, Seed rot caused by <i>Fusarium</i> sp., seedling blights caused by seed and soil-borne <i>Fusarium</i> spp.	<i>Fusarium</i> crown and root rot, seedling blight and common root rot caused by <i>Cochliobolus</i>	

¹ Suppression means consistent control at a level not optimal but still of commercial benefit.

Bushels Treated

Container size	Barley*	Oats**	Wheat***
6 L	75	108	61
200 L drum	2,552	3,602	2,041

* Based on barley at 21.8 kg/bu (48 lbs/bushel), ** based on oats at 15.4 kg/bu (34 lbs/bushel), *** based on wheat at 27.3 kg/bu (60 lbs/bu)

Registered Tank Mixes

None registered.

Application Information

Gemini is a ready-to-use seed treatment formulation for use in commercial seed treatment plants and for use in on-farm standard gravity flow or mist type treatment machines. Gemini can also be used in “On the Go” air seeder treatment systems. When used at the recommended rate of 360 mL/100 kg seed, no additional dyes or dilutions with water are needed unless recommended by the manufacturer of the seed treatment application equipment/machines.

How it Works

The active ingredients in Gemini are triticonazole and thiram. Triticonazole is a triazole fungicide that provides systemic broad spectrum protection against seed- and soil-borne diseases. Thiram is a dithiocarbamate fungicide with contact activity.

Restrictions

Do not use treated seed for food, feed or oil processing.

Environmental Precautions

Gemini is toxic to birds and wildlife. Ensure proper soil incorporation of the seeds. If treated seed is spilled outdoors or in areas accessible to birds, promptly clean up or bury to prevent ingestion. Ensure proper disposal of any surplus treated seed not intended for later planting. Do not contaminate domestic or irrigation water supplies, lakes, streams, ponds or any body of water with the chemical, used containers, treated seed or bags that have held treated seed. Do not contaminate water by cleaning of equipment or disposal of wastes.

Leaching: The use of this chemical may result in contamination of groundwater, particularly in areas where soils are permeable (e.g. sandy soil) and/or the depth to the water table is shallow.

Toxicity

Acute oral LD₅₀ (rats) = >2,000 mg/kg. Acute dermal LC₅₀ (rats) = >2,000 mg/kg.

Storage

Store in original container. Store in an area away from food, feed stuffs, fertilizers and seed. Protect from freezing.

Helix Vibrance

Insecticide Group 4 Fungicide Group 3, 4, 7, 12

Available to commercial seed treaters only

Formulation

Product	Company	Active ingredient	Formulation	Container size
Helix Xtra (PCP# 26638)	Syngenta	Thiamethoxam: 20.7% Metalaxyl-M: 0.39%	Liquid suspension	Bulk
Vibrance 500FS (PCP# 30438)		Difenoconazole: 1.25% Fludioxonil: 0.13% Sedaxane: 500 g/L		

Crops, Insects and Diseases Controlled, Rates

Products	Crops	Insects controlled	Diseases controlled	Rate per 100 kg of seed
Helix Xtra	Canola, oriental mustard (oil seed ¹ and condiment type)	Early season control of flea beetle: (28 - 35 days)	Seed-borne blackleg, seed-borne alternaria and the seedling disease complex (damping-off, seedling blight, seed rot and root rot) caused by <i>Pythium</i> spp., <i>Fusarium</i> spp. and <i>Rhizoctonia</i> spp.	1.5 L
Vibrance 500FS	Canola		Seed decay, seedling blight and damping off caused by <i>Rhizoctonia solani</i>	5 - 10 mL

Note: Helix Vibrance is only available as a co-pack of Helix Xtra and Vibrance 500FS.

¹ Registered under User Requested Minor Use Label Expansion program

Application Information

For use in commercial seed treatment facilities with closed transfer systems only. No open transfer of Helix Vibrance seed treatment. All seed treated with this product must be conspicuously coloured at the time of treatment. Consult the manufacturer of the seed treating equipment for advice on the operation and calibration of the equipment. Allow the seed to dry before bagging.

How it Works

Helix Vibrance seed treatment contains an insecticide (thiamethoxam) and five fungicides (difenoconazole, metalaxyl-M and S-isomer, fludioxonil and sedaxane). The insecticide provides early season control of flea beetles (28 - 35 days). The fungicide component provides early season control of seed-borne diseases and seedling diseases.

Restrictions

Treated seed must not be used for food, feed or oil processing.

Environmental Precautions

Do not apply this product directly to freshwater habitats, estuaries or marine habitats. Do not contaminate irrigation or drinking water supplies or aquatic habitats by cleaning of equipment or disposal of wastes. If treated seed is spilled outdoors, promptly clean up.

Helix Vibrance (cont'd)**Toxicity**

Acute oral LD₅₀ (rats) = > 5,000 mg/kg. Acute dermal LD₅₀ (rats) = > 2,000 mg/kg.

Storage

Heated storage required. Helix Vibrance treated canola and mustard can be stored for 18 months without loss in germination or insect and disease performance.

Insure Cereal

Fungicide Group 3, 4, 11

Formulation

Product	Company	Active ingredient	Formulation	Container size
Insure Cereal (PCP# 30685)	BASF	Pyraclostrobin: 17 g/L, Triticonazole: 17 g/L, Metalaxyl: 10 g/L	Liquid Flowable	9.8 L, 450 L

Crops, Insects and Diseases Controlled, Rates

Crops	Diseases controlled	Diseases suppressed ¹	Rates per 100 Kg seed
Barley, Oats, Rye, Triticale and Wheat (all types)	Seed rot/pre-emergence damping-off caused by <i>Fusarium</i> spp., <i>Cochliobolus sativus</i> , and <i>Pythium</i> spp. Post-emergence damping-off caused by <i>Pythium</i> spp. Seedling blight caused by <i>Fusarium</i> spp. and <i>Pythium</i> spp. Root rot caused by <i>Fusarium</i> spp. and <i>Pythium</i> spp. Loose smut (<i>Ustilago tritici</i>) - rye, triticale, wheat Common bunt (<i>Tilletia tritici</i> , <i>T. laevis</i>) - rye, triticale, wheat True loose smut (<i>Ustilago nuda</i>) - barley Covered smut (<i>Ustilago hordei</i>) - barley False loose smut (<i>Ustilago nigra</i>) - barley Loose smut (<i>Ustilago avenae</i>) - oat Covered smut (<i>Ustilago kollerii</i>) - oat	Seedling blight caused by <i>Cochliobolus sativus</i> Root rot caused by <i>Cochliobolus sativus</i>	300 ml

¹ Suppression means consistent control at a level not optimal but still of commercial benefit.

Bushels Treated

Container size	Barley*	Oats**	Wheat***
9.8 L	150	212	120
450 L	6900	9700	5500

* Based on barley at 21.8 kg/bu (48 lbs/bushel). ** Based on oats at 15.4 kg/bu (34 lbs/bushel). *** Based on wheat at 27.3 kg/bu (60 lbs/bu)

Registered Tank Mixes

None registered.

Application Information

Insure Cereal is a ready-to-use seed treatment formulation for use in commercial seed treatment plants and for use in on-farm standard gravity flow or mist type treatment machines. Insure Cereal can also be used in "On the Go" air seeder treatment systems. When used at the recommended rate of 300 mL/100 kg seed, no additional dyes or dilutions with water are needed unless recommended by the manufacturer of the seed treatment application equipment.

How it Works

The active ingredients in Insure Cereal are pyraclostrobin, triticonazole and metalaxyl. Pyraclostrobin is a strobularin fungicide that provides systemic broad spectrum activity against seed- and soil-borne diseases. Triticonazole is a triazole fungicide that provides systemic broad spectrum protection against seed- and soil-borne diseases. Metalaxyl is a phenylamide fungicide with systemic activity against seed and seedling diseases caused by oomycete fungi.

Restrictions

Do not use treated seed for food, feed or oil processing.

Environmental Precautions

Insure Cereal is toxic to birds and wildlife. Ensure proper soil incorporation of the seeds. If treated seed is spilled outdoors or in areas accessible to birds, promptly clean up or bury to prevent ingestion. Ensure proper disposal of any surplus treated seed not intended for later planting. Do not contaminate domestic or irrigation water supplies, lakes, streams, ponds or any body of water with the chemical, used containers, treated seed or bags that have held treated seed. Do not contaminate water by cleaning of equipment or disposal of wastes.

Leaching: The use of this chemical may result in contamination of groundwater, particularly in areas where soils are permeable (e.g. sandy soil) and/or the depth to the water table is shallow.

Toxicity

Acute oral LD₅₀ (rats) = >2,000 mg/kg rats. Acute dermal LC₅₀ (rats) = >2,000 mg/kg.

Storage

Store in original container. Store in an area away from food, feed stuffs, fertilizers and seed. Protect from freezing.

Lumiderm

Group 28

Formulation

Product	Company	Active ingredient	Formulation	Container size
Lumiderm (PCP# 30894)	E.I. duPont Canada	Cyantraniliprole: 625 g/L	Flowable suspension	Bulk

Crops, Insects Controlled and Rates

Crop	Insects controlled	Rate per 100 kg of seed	Specific comments
Canola Rapeseed Oilseed Mustard	Flea beetles	960 - 1600 mL	The application rates for flea beetles will also provide early season protection from cutworm feeding damage. Use higher rates in areas with high pest pressure or where extended early season control is required.
	Cutworms	480 - 960 mL	

Registered Tank Mixes

Lumiderm can be tank mixed with Prosper EverGol or Helix Vibrance seed treatments.

Application Information

For use in closed treatment systems at commercial seed treatment facilities only.

Application Tips

Regulations pertaining to the *Seeds Act* must be strictly adhered to when using this product. Seed must be conspicuously coloured at the time of treatment. Dilute in sufficient volume to obtain thorough, uniform coverage.

Lumiderm (cont'd)**How it Works**

Lumiderm is a flowable suspension that is applied as a seed treatment for early season protection from flea beetle feeding damage for 28 to 35 days and early season protection from cutworm feeding damage.

Restrictions

Do not apply any subsequent application of a Group 28 insecticide (for example, in-furrow, soil or foliar application) following the use of Lumiderm insecticide seed treatment. See the Lumiderm label for labelling requirements for all bags containing treated seed.

Environmental Precautions

Do not contaminate irrigation or drinking water supplies or aquatic habitats by the cleaning of equipment or disposal of wastes.

Toxicity

Acute oral LD₅₀ (rats) = > 5,000 mg/kg. Dermal LD₅₀ (rats) = > 5,000 mg/kg. Toxic to aquatic organisms. Toxic to bees. When this product is applied and used according to label directions, the risk to bees is expected to be negligible.

Storage

Store product in original container only, away from other pesticides, fertilizer, food or feed. Do not freeze.

Maxim D/Maxim MZ PSP

Fungicide Group Maxim D 3,12; Maxim MZ PSP 12, M3

Formulation

Product	Company	Active ingredient	Formulation	Container size
Maxim D (PCP# 30599)	Syngenta	Fludioxonil: 19.4 g/L Difenoconazole: 19.4 g/L	Liquid suspension	9.2 L
Maxim MZ PSP (PCP# 27965)		Fludioxonil: 0.5% Mancozeb: 5.7%	Dry powder	10 kg

Crops, Diseases Controlled and Rates

Crops	Diseases	Rate per 100 kg seed
Potato (seed piece treatment)	Black scurf including stem and stolon canker (<i>Rhizoctonia solani</i>), silver scurf (<i>Helminthosporium solani</i>), and fusarium dry rot (<i>Fusarium</i> spp.).	130 mL of Maxim D 500 grams of Maxim MZ PSP

Registered Tank Mixes

None registered.

Application Information

Apply using equipment that ensures uniform and thorough coverage of each seed piece. Cut pieces should be treated immediately after cutting. Treated seed pieces should be planted in soil above 7° C with adequate soil moisture required for planting. If cut seed needs to be stored or held for a few days, make sure that there is adequate cool air (15.5° C) movement through the pile of cut seed potatoes at relative humidity of 85 - 90%. Cut and treated seed should not be piled above 1.8 m in height.

How it Works

Fludioxonil is a phenylpyrrole chemistry that possesses contact and local penetrant properties. Mancozeb is a dithiocarbamate fungicide with contact activity.

Restrictions

Do not use treated seed pieces for food or feed purposes.

Environmental Precautions

Maxim D/Maxim MZ PSP is toxic to fish and aquatic invertebrates. Do not apply directly to water or to areas where surface water is present. Do not contaminate water by cleaning of equipment or disposal of equipment wash waters.

Toxicity

Acute oral LD₅₀ (rats) = > 5,050 mg/kg. Acute dermal LD₅₀ (rabbit) = > 2,200 mg/kg.

Storage

Heated, dry storage required.

Mertect SC

Fungicide Group 1

Formulation

Product	Company	Active ingredient	Formulation	Container size
Mertect SC (PCP# 13975)	Syngenta	Thiabendazole: 500 g/L	Water dispersible suspension	5 L

Crops, Diseases Controlled and Rates

Crops	Diseases	Rate
Potatoes (post-harvest)	Post harvest control of storage rots caused by <i>Fusarium</i> spp., <i>Phoma</i> spp., <i>Helminthosporium</i> spp., <i>Oospora</i> spp., and <i>Rhizoctonia</i> spp.	7.5 L of Mertect SC per 170 L of water. Spray 2 L of this suspension per 1,000 kg of potato tubers.

Application Information

Shake well before using. Potatoes must rotate along the conveyor line into storage to ensure complete coverage.

Restrictions

Grazing: Do not feed or allow livestock to graze on treated crops. **Re-entry:** Do not enter or allow worker entry into treated areas during the restricted entry interval of 12 hours.

Environmental Precautions

Mertect SC is toxic to aquatic organisms. Do not allow effluent or runoff containing this product to enter lakes, streams, ponds or other waters. Do not contaminate irrigation or drinking water supplies or aquatic habitats by cleaning of equipment or disposal of wastes.

Toxicity

Acute oral LD₅₀ (rats) = > 3,100 mg/kg. Acute dermal LD₅₀ (rabbit) = >2,000 mg/kg.

Storage

Store in a dry place.

Nipsit Suite Cereals OF Seed Protectant

Insecticide Group 4 Fungicide Group 3, 4

Formulation

Product	Company	Active ingredient	Formulation	Container Size
Nipsit Suite Cereals OF Seed Protectant (PCP# 31357)	Valent Canada Inc.	Clothianidin: 30.7 g/L Metconazole: 4.62 g/L Metalaxyl: 9.24 g/L	Suspension	10 L, 200 L

Crops, Insects and Diseases Controlled, Rates

Crops	Insects controlled	Diseases controlled	Rate per 100 kg of seed
Wheat	Wireworms (suppression)	Early season seed rot/ pre-emergence damping-off caused by <i>Fusarium</i> spp. and <i>Rhizoctonia solani</i> . Early season seed rot/pre-emergence damping-off, post-emergence damping off, seedling blight and seedling root rot caused by <i>Pythium</i> spp. Common root rot caused by <i>Cochliobolus sativus</i> (suppression), common bunt (<i>Tilletia laevis</i>), loose smut (<i>Ustilago tritici</i>)	326 mL

Application Information

This product is formulated for use on-farm or as a commercial seed treatment product. Do not make any subsequent application of a Group 4 insecticide (i.e. in-furrow, foliar) after treatment with Nipsit Suite Cereals OF Seed Protectant.

How it Works

Clothianidin is a systemic chloronicotinyl insecticide that results in suppression of wireworm feeding. The fungicides mealaxyl and metconazole provide early season protection against seed and soil borne diseases.

Environmental Precautions

Toxic to bees. Bees can be exposed to product residues in flowers, leaves, pollen and/or nectar as a result of seed treatments. Treated seed is toxic to birds and small mammals. Any spilled or exposed seeds should be incorporated into the soil or otherwise cleaned up from the soil surface. This product is toxic to aquatic organisms. Do not contaminate irrigation or drinking water supplies or aquatic habitats by cleaning equipment or disposal of wastes. This product demonstrates the properties and characteristics associated with chemicals detected in ground-water. The use of this chemical may result in contamination of groundwater, particularly in areas where soils are permeable and/or the water table depth is shallow.

Restrictions

Do not use treated seed for food, feed or oil processing. Do not graze or feed livestock on treated areas for 4 weeks after planting.

Toxicity

Acute oral LD₅₀ (rats) technical => 5,000 mg/kg. Acute dermal LD₅₀ (rats) => 5,000 mg/kg.

Storage

Store in a cool place. Protect from freezing temperatures.

Poncho 600 FS/Nipsit Inside 600 Insecticide

Group 4

Formulation

Product	Company	Active ingredient	Formulation	Container Size
Nipsit Inside 600 Insecticide (PCP# 28975)	Valent Canada Inc.	Clothianidin: 600 g/L	Flowable	3.8 L, 200 L
Poncho 600 FS (PCP# 27453)	Bayer CropScience	Clothianidin: 60%	Flowable	3.8 L, 10 L, 100 L, 1,000 L

Crops, Insects Controlled and Rates

Poncho 600 FS/ Nipsit Inside 600 Insecticide

Crops	Insects controlled	Rate	Specific comments
Canola/rapeseed	Flea beetle	250 mL/100 kg seed	Use under low to moderate flea beetle pressure.
		333 mL/100 kg seed	For higher level of control under moderate pressure.
		666 mL/100 kg seed	Use under high to extreme high flea beetle pressure.
Corn	Corn rootworm	166.7 mL of product per 80,000 units of seed	The application rate recommended for corn rootworm also provides control of other listed corn pests.
	Corn flea beetle, cutworm (black), seed corn maggot, wireworm, white grub	33.3 - 66.6 mL of product per 80,000 units of seed.	If corn rootworm is not a target pest, use lower rates for control of other listed corn pests.
Wheat (Nipsit Inside only)	Wireworm	17 mL per 100 kg seed (suppression) 33 - 100 mL per 100 kg seed	Use higher rates on wheat seed to be planted into fields with a history of severe wireworm pressure.
	Aphids	50 mL per 100 kg seed	Provides early season protection against aphid feeding.

Registered Tank Mixes

Crops	Insect controlled	Rate per 100 kg seed	Specific comments
Canola/rapeseed	Flea beetle	Poncho 600 FS: 83 mL + Prosper FL: 1250 mL	For a higher level of control under moderate flea beetle pressure.
		Poncho 600 FS: 417 mL + Prosper FL: 1250 mL	For use under high to extreme flea beetle pressure, where extended control is required.

Note: When tank mixing, use closed transfer systems only.

Application Information

Canola, rapeseed and corn: Poncho 600 FS/Nipsit Inside 600 Insecticide is for use in commercially available equipment designed for seed treatment only. Wheat: Nipsit Inside 600 Insecticide only. For use in commercial seed treatment facilities and on-farm.

How it Works

Clothianidin is a systemic chloronicotinyl insecticide. It protects the seed and developing plant from insect damage.

Environmental Precautions

This product is toxic to aquatic invertebrates, wild birds and small mammals. Do not expose treated seeds on soil surface. Any spilled or exposed seeds should be incorporated into the soil or otherwise cleaned up from the soil surface. Do not apply directly to water or to areas where surface water is present.

Poncho 600 FS/Nipsit Inside 600 Insecticide (cont'd)

Leaching: The use of Poncho 600 FS / Nipsit Inside 600 Insecticide in areas where soils are permeable, particularly where water table is shallow, may result in groundwater contamination.

Restrictions

Rape greens and rapeseed grown or harvested from Poncho 600 FS seed treatment seed must not be used for feed or human consumption. Rapeseed grown and harvested is only for industrial uses and cannot be used for edible oil or any other human/feed consumption.

Toxicity

Acute oral LD₅₀ (rats) = technical >5,000.

Storage

Store in a cool, dry place out of direct sunlight. Do not allow product to freeze.

Proseed

Fungicide Group 12

Available to commercial seed treaters only.

Formulation

Product	Company	Active ingredient	Formulation	Container size
Proseed (PCP# 29814)	Syngenta	Fludioxonil: 40.3%	Solution	1.84 L

Crops, Diseases Controlled and Rates

Crops	Diseases controlled*	Rate per 100 kg of seed
Wheat, barley, oats, rye, triticale	Seed and soil borne diseases caused by <i>Fusarium</i> spp. (including seedling diseases caused by <i>Fusarium graminearum</i>) and <i>Rhizoctonia</i> spp.	5.2 - 10.4 mL

* Proseed does not control diseases caused by *Pythium* spp., common root rot, loose smuts or other important diseases of cereals. Proseed must be tank mixed with registered products for broad spectrum disease control.

Registered Tank Mixes

Vibrance XL and Cruiser Maxx Vibrance Cereals. Consult labels for registered use rates and label use instructions.

Application Information

Uniform seed coverage is required. Thoroughly mix the grain with the recommended amount of Proseed seed treatment. Maintain constant agitation of the slurry during treatment. Seed treated with Proseed or a combination of Proseed and Vibrance XL or Cruiser Maxx Vibrance Cereals may not flow through the drill at the same rate as untreated seed. It is important to recalibrate the seeder prior to seeding. This product contains no colourant. An appropriate colourant (i.e. red) must be added when this product is applied alone, or apply with Vibrance XL or Cruiser Maxx Vibrance Cereals.

How it Works

Proseed controls *Fusarium* and *Rhizoctonia* on the seed and protects the germinating seedling from any soil-borne inoculum that is present.

Restrictions

Grazing: Do not graze treated crops or cut for forage within 30 days of planting. **Re-cropping:** Do not plant any crop other than wheat, barley, corn, oats, rye and triticale within 30 days of planting treated seed.

Environmental Precautions

Proseed is toxic to fish and other aquatic organisms. Do not apply this product directly to aquatic habitats, estuaries or marine habitats. Do not contaminate irrigation or drinking water supplies or aquatic habitats when cleaning equipment or disposing of wastes. Any spilled or exposed seed must be incorporated into the soil or cleaned up.

Toxicity

Acute oral LD₅₀ (rats) = > 5,050 mg/kg. Acute dermal LD₅₀ (rats) = > 2,020 mg/kg.

Storage

Heated storage required. Store product in original container.

Prosper EverGol

Insecticide Group 4 Fungicide Group 4, 7, 11

Formulation

Product	Company	Active ingredient	Formulation	Container size
Prosper ^{EverGol} (PCP# 30363)	Bayer Crop-Science	Clothianidin: 290 g/L Penflufen: 10.7 g/L Trifloxystrobin: 7.15 g/L Metalaxyl: 7.15 g/L	Suspension	3.8 L, 10 L, 100 L, 1000 L

Crops, Insects and Diseases Controlled, Rates

Crops	Insects controlled	Diseases controlled	Specific comments
Canola, rapeseed, mustard (oilseed and condiment)	Flea beetle	Seed rot/pre-emergence damping-off and post-emergence damping-off caused by soil-borne <i>Rhizoctonia solani</i> , <i>Fusarium</i> spp. and <i>Pythium</i> spp. Seedling blight and early season root rot caused by soil-borne <i>Pythium</i> spp. Seed-borne <i>Alternaria</i> spp. Seed-borne blackleg (<i>Phoma lingam</i>)	Provides protection from flea beetle feeding up to the 4 leaf stage.

Application Information

Prosper^{EverGol} is for use in commercially available equipment designed for seed treatment only. This product is to be used in liquid or slurry treaters. Mix thoroughly before, or use entire container at one time.

How it Works

Clothianidin is a systemic chloronicotinyl insecticide. It protects the seed and developing plant from insect damage. The fungicides penflufen, trifloxystrobin and metalaxyl provide early season control of seed-borne blackleg and seed-borne *Alternaria* spp. and provide protection from seed, seedling and soil-borne diseases caused by *Rhizoctonia solani*, *Fusarium* spp. and *Pythium* spp.

Environmental Precautions

This product is toxic to aquatic invertebrates. This product is also toxic to wild birds and wild mammals when used as a seed treatment. Do not expose treated seeds on soil surface. Any spilled or exposed seeds should be incorporated into the soil or otherwise cleaned up from the soil surface. Do not apply directly to water or to areas where surface water is present. The use of this chemical may result in contamination of groundwater, particularly in areas where soils are permeable (e.g. sandy soil) and/or the depth to the water is shallow.

Prosper^{EverGol} (cont'd)**Restrictions**

Do not use rape greens and rapeseed grown or harvested from Prosper^{EverGol} treated seed for feed or human consumption. Rapeseed is only for industrial uses and cannot be used for edible oil or any other human/feed consumption.

Toxicity

Acute oral LD₅₀ (rats) = technical >5,000.

Storage

Store in a cool, dry place out of direct sunlight. Do not allow prolonged storage in temperatures that exceed 40°C or that go below -10°C.

Rancona Apex

Fungicide Group 3

Formulation

Product	Company	Active ingredient	Formulation	Container size
Rancona Apex (PCP# 29176)	Chemtura	Ipconazole: 4.61 g/L	Suspension	10 L, 200 L, 1000 L

Crops, Diseases Controlled and Rates

Crops	Diseases controlled	Diseases Suppressed	Rate per 100 kg of seed
Barley	General seed rots (including those caused by saprophytic organisms such as <i>Penicillium</i> and <i>Aspergillus</i>), seed rot, damping off and seedling blight (seed- and soil-borne <i>Fusarium</i>), seed rot and seedling blight (seed and soil-borne <i>Cochliobolus sativus</i>), True loose smut Covered smut False loose smut Leaf stripe (<i>Pyrenophora graminea</i>)	Common root rot caused by <i>Cochliobolus sativus</i> Crown and foot rot caused by <i>Fusarium</i> spp.	325 mL
	True loose smut control. Use the higher rate for highly infected seed lots only	Same as above at 325 mL rate	325 - 433 mL
Wheat (spring and winter)	General seed rots (including those caused by saprophytic organisms such as <i>Penicillium</i> and <i>Aspergillus</i>), seed rot, damping off and seedling blight (seed- and soil-borne <i>Fusarium</i>), seed rot and seedling blight seed and soil-borne <i>Cochliobolus sativus</i>) Loose smut Common bunt	Common root rot caused by <i>Cochliobolus sativus</i> Crown and foot rot caused by <i>Fusarium</i> spp.	325 mL
Oats	General seed rots (including those caused by saprophytic organisms such as <i>Penicillium</i> and <i>Aspergillus</i>), seed rot, damping off and seedling blight (seed- and soil-borne <i>Fusarium</i>), seed rot and seedling blight (seed and soil-borne <i>Cochliobolus sativus</i>) Loose smut Covered smut	Common root rot caused by <i>Cochliobolus sativus</i> Crown and foot rot caused by <i>Fusarium</i> spp.	325 mL

Crops	Diseases controlled	Diseases Suppressed	Rate per 100 kg of seed
Rye and triticale	General seed rots (including those caused by saprophytic organisms such as <i>Penicillium</i> and <i>Aspergillus</i>), seed rot, damping off and seedling blight (seed- and soil-borne <i>Fusarium</i>) Seed rot and seedling blight (seed and soil-borne <i>Cochliobolus sativus</i>)	Common root rot caused by <i>Cochliobolus sativus</i> Crown and foot rot caused by <i>Fusarium</i> spp.	325 mL

Registered Tank Mixes

For control of Pythium, Rancona Apex Fungicide can be tank mixed with Apron XL LS for applications to wheat (spring or winter), barley, oats or rye. Apply Rancona Apex at registered rates for these crops, and apply Apron XL LS at 2.7 mL/100 kg of seed.

Application Information

Rancona Apex is a ready to use formulation and should be applied utilizing mechanical, slurry or mist-type on-farm or commercial seed treating equipment.

How it Works

Rancona is a broad-spectrum fungicide with systemic properties.

Restrictions

Grazing: Do not graze or feed livestock on treated areas for 30 days after planting.

Do not use treated seed for food, feed or oil processing.

Environmental Precautions

Treated seed is toxic to birds and small wild mammals. Any spilled or exposed seeds must be incorporated into the soil or otherwise cleaned up from the soil surface. Do not contaminate irrigation water supplies or aquatic habitats by cleaning of equipment or disposal of wastes.

Toxicity

Acute oral LD₅₀ (rats) = > 5,000 mg/kg. Acute dermal LD₅₀ (rabbit) = >5,000 mg/kg.

Storage

Keep product stored away from food and feed. Store product at temperatures between 0° C and 35° C.

Rancona RS

Fungicide Group 3, 7

Formulation

Product	Company	Active ingredient	Formulation	Container size
Rancona RS (PCP# 30217)	Chemtura	Carbathiin: 87.5 g/L Ipconazole: 9.38 g/L	Suspension	10 L - 1,000 L

Crops, Diseases Controlled and Rates

Crops	Diseases	Rate per 100 kg seeds	Quantity of seeds treated by 100 L of product
Canola, rapeseed	Seed rot, damping off and seed blight caused by <i>Rhizoctonia</i> spp., and <i>Fusarium</i> spp. Seed-borne blackleg (<i>Leptosphaeria maculans</i>) Suppression of root rot caused by <i>Rhizoctonia</i> spp. and <i>Fusarium</i> spp.	0.80 L	12,500 kg

Application Information

Rancona RS is a ready-to-use formulation designed for on-farm and commercial treating. Commercial facilities must use closed mix/load equipment. Rancona Apex can be applied with mechanical, slurry or mist-type seed treating equipment.

Application Tips

Uniform application to seed is necessary to ensure disease protection.

Restrictions

Grazing: Do not graze or feed livestock on areas treated with Rancona RS for 28 days after planting. Do not use seed that has been treated for food, feed or oil processing.

Environmental Precautions

Seed that has been treated with Rancona RS is toxic to birds and small animals. Any spilled or exposed seeds must be incorporated into the soil or otherwise cleaned up from the soil surface.

Toxicity

Acute oral LD₅₀ (rats) = > 5,000 mg/kg. Acute dermal LD₅₀ (rats) = >5,000 mg/kg.

Storage

Store this product away from food or feed. Do not allow this product to freeze.

Raxil MD

Group 3, 4

Formulation

Product	Company	Active ingredient	Formulation	Container size
Raxil MD (PCP# 27692)	Bayer CropScience	Tebuconazole: 5.0 g/L Metalaxyl: 6.6 g/L	Suspension	10 L, 200 L, 1000 L

Crops, Diseases Controlled and Rates

Crops	Diseases controlled	Diseases suppressed	Rate per 100 kg of seeds	Bushels treated per 10 L jug
Wheat	Loose smut, common bunt or stinking smut, seed rot and pre-emergent damping-off caused by seed- and soil-borne <i>Fusarium</i> spp., seedling blight caused by seed-borne <i>Fusarium</i> spp., damping-off caused by <i>Pythium</i> spp., seed-borne <i>Septoria nodorum</i>	Root and crown rot caused by seed- and soil-borne <i>Fusarium</i> spp., common root rot caused by seed- and soil-borne <i>Cochliobolus sativus</i> , seed rot and pre-emergent damping-off caused by seed- and soil-borne <i>Cochliobolus sativus</i> , seedling blight caused by seed-borne <i>Cochliobolus sativus</i>	300 mL	122*
Barley	True loose smut, covered smut, false loose smut, seed rot and pre-emergent damping-off caused by seed- and soil-borne <i>Fusarium</i> spp., seedling blight caused by seed-borne <i>Fusarium</i> spp., damping-off caused by <i>Pythium</i> spp., barley leaf stripe	Root and crown rot caused by seed- and soil-borne <i>Fusarium</i> spp common root rot caused by seed- and soil-borne <i>Cochliobolus sativus</i> , seed rot and pre-emergent damping-off caused by seed- and soil-borne <i>Cochliobolus sativus</i> , seedling blight caused by seed-borne <i>Cochliobolus sativus</i>	300 mL	153**
Oats	Covered smut, loose smut, seed rot and pre-emergent damping-off caused by seed- and soil-borne <i>Fusarium</i> spp., seedling blight caused by seed-borne <i>Fusarium</i> spp., damping-off caused by <i>Pythium</i> spp.	Root and crown rot caused by seed- and soil-borne <i>Fusarium</i> spp common root rot caused by seed- and soil-borne <i>Cochliobolus sativus</i> , seed rot and pre-emergent damping-off caused by seed- and soil-borne <i>Cochliobolus sativus</i> , seedling blight caused by seed-borne <i>Cochliobolus sativus</i>	300 mL	216***

* Based on wheat at 27.3 kg/bu (60 lbs/bu), ** based on barley at 21.8 kg/bu (48 lbs/bushel), *** based on oats at 15.4 kg/bu (34 lbs/bushel)

Application Information

Raxil MD is a ready to use formulation designed for commercial or on-farm treating with conventional seed treating equipment that can accurately control application rates and provide good distribution of the chemical onto the seed in the mixing chamber.

How it Works

Raxil MD is a systemic fungicide that is absorbed into the germinating seed and transported through the growing seedling, providing control of seed and seedling diseases.

Restrictions

Grazing: Do not graze or feed livestock on treated areas for 4 weeks after planting. Do not use for food, feed or oil processing.

Environmental Precautions

The use of this product may result in contamination of groundwater, particularly in areas where soils are permeable (e.g. sandy soil) and/or the depth to the water table is shallow. Do not contaminate irrigation or drinking water

Raxil MD (cont'd)

supplies or aquatic habitats by cleaning of equipment or disposal of wastes. Do not expose treated seeds on the soil surface. Any spilled or exposed seed must be incorporated into the soil or otherwise cleaned up from the soil surface.

Toxicity

Acute oral LD₅₀ (rats) = > 5,050 mg/kg. Acute dermal LD₅₀ (rabbit) = > 5,050 mg/kg.

Storage

Store product in original container only. Store in a cool, dry place and avoid excessive heat.

Raxil PRO

Group 3, 4

Formulation

Product	Company	Active ingredient	Formulation	Container size
Raxil PRO (PCP# 30102)	Bayer CropScience	Tebuconazole: 3.0 g/L Prothioconazole: 15.4 g/L Metalaxyl: 6.2 g/L	Suspension	10 L, 58.5 L, 175.5 L, 1000 L

Crops, Diseases Controlled and Rates

Crops	Diseases controlled	Diseases suppressed	Rate per 100 kg of seeds	Bushels treated per 10 L jug
Wheat	Loose smut, common bunt or stinking smut, seed rot and pre-emergent damping-off caused by seed- and soil-borne <i>Fusarium</i> spp., <i>Cochliobolus sativus</i> and soil-borne <i>Pythium</i> spp. seedling blight caused by seed-borne <i>Fusarium</i> spp., <i>Cochliobolus sativus</i> and soil-borne <i>Fusarium</i> spp. and <i>Pythium</i> spp. Post-emergent damping-off caused by seed- and soil-borne <i>Fusarium</i> and <i>Cochliobolus sativus</i> . Seed rot. Pre-emergent damping-off, post-emergent damping-off and seedling blight caused by seed-borne <i>Aspergillus</i> spp.	Root and crown rot caused by seed- and soil-borne <i>Fusarium</i> spp., common root rot caused by seed- and soil-borne <i>Cochliobolus sativus</i> , seedling blight caused by seed-borne <i>Penicillium</i> spp. and seed rot, pre-emergent damping off and root rot caused by <i>Rhizoctonia solani</i>	325 mL	113*
Barley	True loose smut, covered smut, false loose smut, seed rot and pre-emergent damping-off caused by seed- and soil-borne <i>Fusarium</i> spp., <i>Cochliobolus sativus</i> and soil-borne <i>Pythium</i> spp. seedling blight caused by seed-borne <i>Fusarium</i> spp., <i>Cochliobolus sativus</i> and soil-borne <i>Fusarium</i> spp. and <i>Pythium</i> spp. Post-emergent damping-off caused by seed- and soil-borne <i>Fusarium</i> and <i>Cochliobolus sativus</i> . Seed rot. Pre-emergent damping-off, post-emergent damping-off and seedling blight caused by seed-borne <i>Aspergillus</i> spp. barley leaf stripe	Root and crown rot caused by seed- and soil-borne <i>Fusarium</i> spp common root rot caused by seed- and soil-borne <i>Cochliobolus sativus</i> , seedling blight caused by seed-borne <i>Penicillium</i> spp. and seed rot, pre-emergent damping off and root rot caused by <i>Rhizoctonia solani</i>	325 mL	141**

Crops	Diseases controlled	Diseases suppressed	Rate per 100 kg of seeds	Bushels treated per 10 L jug
Oats	Covered smut, loose smut, seed rot and pre-emergent damping-off caused by seed- and soil-borne <i>Fusarium</i> spp., <i>Cochliobolus sativus</i> and soil-borne <i>Pythium</i> spp. Seedling blight caused by seed-borne <i>Fusarium</i> spp., <i>Cochliobolus sativus</i> and soil-borne <i>Fusarium</i> spp. and <i>Pythium</i> spp. Post-emergent damping-off caused by seed- and soil-borne <i>Fusarium</i> and <i>Cochliobolus sativus</i> . Seed rot. Pre-emergent damping-off, post-emergent damping-off and seedling blight caused by seed-borne <i>Aspergillus</i> spp.	Root and crown rot caused by seed- and soil-borne <i>Fusarium</i> spp., common root rot caused by seed- and soil-borne <i>Cochliobolus sativus</i> , seedling blight caused by seed-borne <i>Penicillium</i> spp. and seed rot, pre-emergent damping off and root rot caused by <i>Rhizoctonia solani</i>	325 mL	200***

* Based on wheat at 27.3 kg/bu (60 lbs/bu), ** based on barley at 21.8 kg/bu (48 lbs/bushel), *** based on oats at 15.4 kg/bu (34 lbs/bushel)

Registered Tank Mixes

Raxil Pro may be combined with Stress Shield for control of certain insect pests in wheat, barley and oats.

Application Information

Raxil Pro is a ready-to-use formulation designed for commercial or on-farm treating with conventional seed treating equipment. Uniform application to seed is necessary to ensure optimum product performance.

How it Works

Raxil Pro is a systemic fungicide that is absorbed into the germinating seed and transported through the growing seedling, providing control of seed and seedling diseases.

Restrictions

Do not use treated seed for food, feed or oil processing.

Environmental Precautions

The use of this product may result in contamination of groundwater, particularly in areas where soils are permeable (e.g. sandy soil) and/or the depth to the water table is shallow. Do not contaminate irrigation or drinking water supplies or aquatic habitats by cleaning of equipment or disposal of wastes. Do not expose treated seeds on the soil surface. Any spilled or exposed seed must be incorporated into the soil or otherwise cleaned up from the soil surface.

Toxicity

Acute oral LD₅₀ (rats) = > 2,000 mg/kg. Acute dermal LD₅₀ (rats) = > 5,000 mg/kg.

Storage

Store product in original container only. Store in a cool, dry place and avoid excessive heat.

Raxil Pro Shield Seed Treatment

Insecticide Group 4 Fungicide Group 3, 4

Formulation

Product	Company	Active ingredient	Formulation	Container size
Raxil Pro (PCP# 30102)	Bayer CropScience	Tebuconazole: 3 g/L Prothioconazole: 15.4 g/L Metalaxyl: 6.2 g/L	Suspension	10 L
Stress Shield 600 (PCP# 30668)		Imidacloprid: 600 g/L		1.5 L

Raxil Pro Shield Seed Treatment (cont'd)

Crops, Insects and Diseases Controlled, Rates

Crops	Insects	Diseases	Rate per 100 kg of seed
Wheat	Wireworm: early season protection against crop stand injury	<p>Controlled: Loose smut, common bunt or stinking smut, seed rot and pre-emergent damping-off caused by seed- and soil-borne <i>Fusarium</i> spp., <i>Cochliobolus sativus</i> and soil-borne <i>Pythium</i> spp., seedling blight caused by seed-borne <i>Fusarium</i> spp., <i>Cochliobolus sativus</i> and soil-borne <i>Fusarium</i> spp. and <i>Pythium</i> spp.</p> <p>Post-emergent damping-off caused by seed- and soil-borne <i>Fusarium</i> and <i>Cochliobolus sativus</i>. Seed rot. Pre-emergent damping-off, post-emergent damping-off and seedling blight caused by seed-borne <i>Aspergillus</i> spp.</p> <p>Suppression: Root and crown rot caused by seed- and soil-borne <i>Fusarium</i> spp., common root rot caused by seed- and soil-borne <i>Cochliobolus sativus</i>, seedling blight caused by seed-borne <i>Penicillium</i> spp. and seed rot, pre-emergent damping off and root rot caused by <i>Rhizoctonia solani</i></p>	Raxil Pro: 325 mL Stress Shield: 50 mL
Barley	Wireworm: early season protection against crop stand injury	<p>Controlled: True loose smut, covered smut, false loose smut, seed rot and pre-emergent damping-off caused by seed- and soil-borne <i>Fusarium</i> spp., <i>Cochliobolus sativus</i> and soil-borne <i>Pythium</i> spp., seedling blight caused by seed-borne <i>Fusarium</i> spp., <i>Cochliobolus sativus</i> and soil-borne <i>Fusarium</i> spp. and <i>Pythium</i> spp. Post-emergent damping-off caused by seed- and soil-borne <i>Fusarium</i> and <i>Cochliobolus sativus</i>. Seed rot. Pre-emergent damping-off, post-emergent damping-off and seedling blight caused by seed-borne <i>Aspergillus</i> spp.</p> <p>barley leaf stripe</p> <p>Suppression: Root and crown rot caused by seed- and soil-borne <i>Fusarium</i> spp common root rot caused by seed- and soil-borne <i>Cochliobolus sativus</i>, seedling blight caused by seed-borne <i>Penicillium</i> spp. and seed rot, pre-emergent damping off and root rot caused by <i>Rhizoctonia solani</i></p>	Raxil Pro: 325 mL Stress Shield: 50 mL
Oats	Wireworm: early season protection against crop stand injury	<p>Controlled: Covered smut, loose smut seed rot and pre-emergent damping-off caused by seed- and soil-borne <i>Fusarium</i> spp., <i>Cochliobolus sativus</i> and soil-borne <i>Pythium</i> spp., seedling blight caused by seed-borne <i>Fusarium</i> spp., <i>Cochliobolus sativus</i> and soil-borne <i>Fusarium</i> spp. and <i>Pythium</i> spp. Post-emergent damping-off caused by seed- and soil-borne <i>Fusarium</i> and <i>Cochliobolus sativus</i>. Seed rot. Pre-emergent damping-off, post-emergent damping-off and seedling blight caused by seed-borne <i>Aspergillus</i> spp.</p> <p>Suppression: Root and crown rot caused by seed- and soil-borne <i>Fusarium</i> spp., common root rot caused by seed- and soil-borne <i>Cochliobolus sativus</i>, seedling blight caused by seed-borne <i>Penicillium</i> spp. and seed rot, pre-emergent damping off and root rot caused by <i>Rhizoctonia solani</i></p>	Raxil Pro: 325 mL Stress Shield: 50 mL

Registered Tank Mixes

None registered.

Application Information

How to apply: Pour container of Stress Shield into Raxil Pro container and mix thoroughly. Raxil Pro Shield can be used in commercial and on-farm seed treatment equipment that can accurately control application rate and provide good coverage of treated seed.

Application Tips

Uniform application to seed is necessary to ensure seed safety and best protection against disease and insects.

How it Works

Raxil Pro Shield contains a systemic fungicide that provides control of seed and seedling diseases. Raxil Pro Shield also contains a systemic insecticide that provides protection from damage caused by chewing and sucking insects through contact and systemic activity.

Restrictions

Treated seed must not be used for food, feed or oil processing. **Grazing:** Do not graze or feed livestock on treated areas for 4 weeks after planting.

Environmental Precautions

The use of this product may result in contamination of groundwater, particularly in areas where soils are permeable (e.g. sandy soil) and/or the depth to the water table is shallow. Toxic to birds and aquatic invertebrates. Do not apply this product directly to water or to areas where surface water is present. Cover or incorporate spilled treated seeds.

Toxicity

Raxil Pro: Acute oral LD₅₀ (rats) = > 2,000 mg/kg. Acute dermal LD₅₀ (rats) = > 5,000 mg/kg.

Stress Shield: Acute oral LD₅₀ (rats) = > 300 - < 2,000 mg/kg. Acute dermal LD₅₀ (rats) = > 2,000 mg/kg

Storage

Do not store in direct sunlight. Do not store above 35° C. Store product in original container.

Raxil T

Group 3, M

Formulation

Product	Company	Active ingredient	Formulation	Container size
Raxil T (PCP# 27566)	Bayer CropScience	Tebuconazole: 6.7 g/L Thiram: 222 g/L	Suspension	10 L, 200 L, 1000 L

Crops, Diseases Controlled and Rates

Crops	Diseases controlled	Diseases suppressed	Rate per 100 kg of seed
Wheat	Seed rot caused by seed- and soil-borne <i>Fusarium</i> , seedling blight caused by seed-borne <i>Fusarium</i> , seed rot and seedling blight caused by <i>Cochliobolus sativus</i> , seed rot caused by saprophytic fungi <i>Penicillium</i> , <i>Aspergillus</i> and <i>Alternaria</i> , seed-borne <i>Septoria</i> , common bunt, loose smut, <i>Pythium</i> seed rot	<i>Fusarium</i> root rot and <i>Fusarium</i> crown rot, common root rot caused by <i>Cochliobolus sativus</i>	225 mL
Barley	Seed rot caused by seed- and soil-borne <i>Fusarium</i> , seedling blight caused by seedborne <i>Fusarium</i> , seed rot and seedling blight caused by <i>Cochliobolus sativus</i> , seed rot caused by saprophytic fungi <i>Penicillium</i> , <i>Aspergillus</i> and <i>Alternaria</i> , false loose smut, covered smut, loose smut, <i>Pythium</i> seed rot	<i>Fusarium</i> root and crown rot, common root rot caused by <i>Cochliobolus sativus</i>	225 mL
Oats	Seed rot caused by seed- and soil-borne <i>Fusarium</i> , seedling blight caused by seedborne <i>Fusarium</i> , seed rot and seedling blight caused by <i>Cochliobolus sativus</i> , loose smut, <i>Pythium</i> seed rot	Common root rot caused by <i>Cochliobolus sativus</i>	225 mL

Raxil T (cont'd)**Application Information**

Raxil T is a ready to use formulation designed for commercial or on-farm treating with conventional seed treating equipment. Seed is protected by Raxil T as soon as it is treated, and seed may be planted immediately. Germination will not be affected by treatment as long as over application does not occur and seed is properly stored.

Application Tips

Uniform coverage at the correct rate is important for satisfactory results.

How it Works

Raxil is a systemic fungicide that is absorbed into the germinating seed and transported through the growing seedling, providing control of seed and seedling diseases.

Restrictions

Grazing: Do not graze or feed livestock on treated areas for 4 weeks after planting.

Environmental Precautions

Treated seed may be toxic to birds and other wildlife. Clean up any spilled seed. Ensure that treated seed is properly incorporated at planting. Do not contaminate ponds, lakes or streams.

Toxicity

Acute oral LD₅₀ (rats) = 1,951 mg/kg. Acute dermal LD₅₀ (rabbit) = > 2,020 mg/kg.

Storage

Store product in original container. Store product in a cool, dry place and avoid excessive heat.

Raxil WW Seed Treatment

Insecticide Group 4 Fungicide Group 3, 4

Formulation

Product	Company	Active ingredient	Formulation	Container size
Raxil MD (PCP# 29280)	Bayer CropScience	Tebuconazole (5 g/L) Metalaxyl (6.6 g/L)	Suspension	10 L + 2.1 L 80 L + 16.8 L
Stress Shield (PCP# 29609)		Imidacloprid (480 g/L)		

Crops, Insects and Diseases Controlled, Rates

Crops	Insects	Diseases	Rate per 100 kg of seed
Wheat	Wireworm: early season protection against crop stand injury	Controlled: Loose smut, common bunt, seed rot and pre-emergent damping-off caused by seed and soil borne <i>Fusarium</i> spp., damping off caused by <i>Pythium</i> spp, seed borne <i>Septoria nordum</i> Suppression: Root and crown rot caused by seed and soil borne <i>Fusarium</i> spp., common root rot caused by seed and soil borne <i>Cochliobolus sativus</i> , seed rot and pre-emergent damping off caused by seed and soil borne <i>Cochliobolus sativus</i> and seedling blight caused by seed borne <i>Cochliobolus sativus</i>	Raxil MD:300 mL Stress Shield: 63 mL

Crops	Insects	Diseases	Rate per 100 kg of seed
Barley	Wireworm: early season protection against crop stand injury	<p>Controlled: True loose smut, covered smut,, false loose smut, seed rot and pre-emergent damping-off caused by seed and soil borne <i>Fusarium</i> spp., damping off caused caused by <i>Pythium</i> spp, and barley leaf stripe</p> <p>Suppression: Root and crown rot caused by seed and soil borne <i>Fusarium</i> spp., common root rot caused by seed and soil borne <i>Cochliobolus sativus</i>, seed rot and pre-emergent damping off caused by seed and soil borne <i>Cochliobolus sativus</i> and seedling blight caused by seed borne <i>Cochliobolus sativus</i></p>	Raxil MD:300 mL Stress Shield: 63 mL
Oats	Wireworm: early season protection against crop stand injury	<p>Controlled: Covered smut, loose smut, seed rot and pre-emergent damping-off caused by seed and soil borne <i>Fusarium</i> spp., damping off caused caused by <i>Pythium</i> spp.</p> <p>Suppression: Root and crown rot caused by seed and soil borne <i>Fusarium</i> spp., common root rot caused by seed and soil borne <i>Cochliobolus sativus</i>, seed rot and pre-emergent damping off caused by seed and soil borne <i>Cochliobolus sativus</i>, seedling blight caused by seed borne <i>Cochliobolus sativus</i></p>	Raxil MD:300 mL Stress Shield: 63 mL

Registered Tank Mixes

None registered.

Application Information

How to apply: Pour container of Stress Shield into Raxil MD container and mix thoroughly. Raxil WW can be used in commercial and on-farm seed treatment equipment that can accurately control application rate and provide good coverage of treated seed.

Application Tips

Uniform application to seed is necessary to ensure seed safety and best protection against disease and insects.

How it Works

Raxil WW contains a systemic fungicide that provides control of seed and seedling diseases. Raxil WW also contains a systemic insecticide that provides protection from damage caused by chewing and sucking insects through contact and systemic activity.

Restrictions

Treated seed must not be used for food, feed or oil processing.

Grazing: Do not graze or feed livestock on treated areas for 4 weeks after planting.

Environmental Precautions

Toxic to birds and aquatic invertebrates. Do not apply this product directly to water or to areas where surface water is present. Cover or incorporate spilled treated seeds.

Toxicity

Acute oral LD₅₀ (male/female rats) = 3,067 mg/kg.

Storage

Do not store in direct sunlight. Store in a cool, dry place and avoid excessive heat.

Senator PSP

Fungicide Group 1

Formulation

Product	Company	Active ingredient	Formulation	Container size
Senator PSP (PCP# 14599)	Nippon Soda Company	Thiophanate-methyl: 10%	Dust	10 kg bag

Crops, Diseases Controlled and Rates

Crops	Diseases controlled	Rate per 100 kg of cut seed
Potato	Verticillium wilt, Fusarium rot, silver scurf (<i>Helminthosporium solani</i>), and aids in control of seed piece decay and black leg infections	500 g

Application Information

Apply in a convenient container or by dust attachment over belt. Cut pieces should be treated within 6 hours of cutting. If planting is to be delayed more than 1 to 2 days, the treated pieces should be stored for 2 - 3 days in open crates before bagging.

Application Tips

Senator PSP contains no colourant. An appropriate colourant must be added when this product is applied. For optimum control of silver scurf, ensure that seed tubers are completely free of soil. Total skin coverage is essential. Reduced control can be expected in fields where volunteers from the previous year's crop act as a source of infection.

Environmental Precautions

By-products from this product are toxic to aquatic organisms. Do not contaminate any body of water or groundwater when disposing of equipment washwater.

Toxicity

Acute oral LD₅₀ (rats) = > 6,000 mg/kg.

Storage

Store in a dry place.

Stress Shield 600

Group 4

Formulation

Product	Company	Active ingredient	Formulation	Container Size
Stress Shield 600 (PCP# 30668)	Bayer CropScience	Imidacloprid 600 g/L	Suspension	27 L

Crops, Insects Controlled and Rates

Crops	Insects controlled	Use Rate / 100 kg seed	Specific comments
Wheat (durum, spring and winter) Barley Oats	Wireworm	17 - 50 mL	Dilute in sufficient liquid to achieve uniform distribution on the seed. When rate ranges are given, use the higher rate when insect pressure is expected to be high.

Crops	Insects controlled	Use Rate / 100 kg seed	Specific comments
Bean includes field bean (dry and coloured)	Potato leafhopper Wireworm	104	
Soybeans	Soybean aphid Bean leaf beetle Seedcorn maggot Wireworm	104-208	Use higher rate for early seeding, when insect populations are expected to be high or extended control for aphids.
Field peas	Pea leaf weevil	104 - 208	
	Wireworm	104	
Fababeans	Pea leaf weevil Wireworm	104	
Chickpeas Lentils	Wireworm	104	

Registered Tank Mixes

Wheat, barley and oats: For control of certain seed and soil-borne pathogens in wheat, barley and oat seeds and seedlings, Stress Shield 600 may be mixed with Raxil T, Raxil MD or EverGol Energy. Follow all appropriate directions and precautions as specified on the fungicide labels.

Legumes: For control of certain seed and soil-borne pathogens in legume seeds and seedlings, Stress Shield 600 may be mixed with the following seed treatment fungicides: Trilex AL, Trilex AL Concentrate, Trilex FS, Allegiance, EverGol Energy, EverGol Xtend, Apron Max RFC and Apron Max RTA. Follow all appropriate directions and precautions as specified on the fungicide labels. Ensure the specific legume crop to be treated is registered on the fungicide partner label as well.

Application Information

For use in commercial and on-farm seed treatment equipment. Mix thoroughly before use or use entire container at one time. All seed must be conspicuously coloured at the time of treatment. Seed treated with Stress Shield 600 may reduce seed flow in the seed drill. Recalibration of the seed drill may be required to obtain correct seeding rate before planting. Stress Shield 600 can be used as an over-treatment. Storage of Stress Shield 600 at low temperatures is not recommended. Prior to and during application, Stress Shield must be thoroughly agitated to ensure uniform mixing of the product. Due to the viscosity of the material, it should be kept above 10 °C prior to and during application. Do not apply direct heat to container.

How it Works

Stress Shield 600 is a systemic seed treatment insecticide that provides protection for certain crops from damage caused by listed chewing and sucking insects through contact and systemic activity.

Environmental Precautions

Toxic to birds and aquatic organisms. Any spilled or exposed seeds must be incorporated into the soil or otherwise cleaned up from the soil surface. Do not contaminate irrigation or drinking water supplies or aquatic habitats by cleaning of equipment or disposal of wastes.

Restrictions

Do not use treated seed for food, feed or oil processing. **Grazing:** Do not graze or feed livestock on treated areas for four weeks after planting.

Toxicity

Acute oral LD₅₀ (rats) = > 300 - < 2,000 mg/kg. Acute dermal LD₅₀ (rats) = > 2,000 mg/kg.

Storage

Store in a cool, dry place out of direct sunlight. Do not store above 35 C.

Thiram 75 WP

Fungicide Group M

Formulation

Product	Company	Active ingredient	Formulation	Container size
Thiram 75 WP (PCP# 27556)	Chemtura Canada	Thiram: 75%	Wettable Powder	5 kg, 25 kg

Crops, Diseases Controlled and Rates

Crops	Diseases controlled	Rate per 25 kg of seed
Alfalfa	Verticillium wilt	90 g
Dry beans, snap beans, peas, soybean	Seed decay, seedling blight and damping-off	25 - 35 g
Field corn	Seed decay, seedling blight and damping-off	30 g
Grasses	Seed decay, seedling blight and damping-off	90 g
Oilseed mustard	Seed rots, damping-off and seedling blights	90 g
Safflower	Seed decay, damping off, seedling blight and root rot	50 g
Sweet corn	Seed decay, damping off, seedling blight and root rot	55 g
Sugar beet	Seed decay, damping off, seedling blight and root rot	90 g

Application Information

For the following crops, premix Thiram 75 WP in water as indicated below and apply with commercial seed treating equipment.

kg Thiram 75 WP	Litres of water	kg of seed treated
Alfalfa		
1.5	5	416
3.0	10	833
4.5	15	1250
Oilseed mustard		
1.5	2.5 - 6.25	416
3.0	5.0 - 12.5	833
4.5	7.5 - 18.75	1250

How it Works

Thiram is a protective fungicide applied as a seed-treatment powder.

Restrictions

Grazing: Do not graze treated areas or feed clippings from treated areas to livestock.

Environmental Precautions

Treated seed may be harmful to birds if ingested. Do not contaminate any body of water.

Toxicity

Acute oral LD₅₀ (rats) thiram = 780 - 865 mg/kg.

Storage

Store in a cool, dry, ventilated place away from feeds and foods. Keep away from heat, fire and sparks.

Trilex AL

Fungicide Group 11, 4

Formulation

Product	Company	Active ingredient	Formulation	Container size
Trilex AL (PCP# 29160)	Bayer CropScience	Trifloxystrobin: 13.5 g/L Metalaxyl: 10.8 g/L	Suspension	10 L, 100 L

Crops, Diseases Controlled and Rates

Crops	Diseases controlled	Rate per 100 kg of seed
Beans (succulent, snap, dry)	Seed decay / pre-emergence damping-off and post-emergence damping-off caused by <i>Rhizoctonia solani</i> , <i>Fusarium</i> spp., <i>Pythium</i> spp.	370 mL
Chickpeas Peas (field. dry)	Seed decay / pre-emergence damping-off and post-emergence damping-off caused by <i>Rhizoctonia solani</i> , <i>Fusarium</i> spp., <i>Pythium</i> spp. Suppression of seed-borne ascochyta blight caused by <i>Ascochyta</i> spp.	
Lentils	Seed decay / pre-emergence damping-off and post-emergence damping-off caused by <i>Rhizoctonia solani</i> , <i>Fusarium</i> spp., <i>Pythium</i> spp. Seed rot/ pre-emergence damping-off, post-emergence damping-off and seedling blight caused by <i>Botrytis cinerea</i> (seedborne) Suppression of seed-borne ascochyta blight caused by <i>Ascochyta</i> spp.	
Soybeans	Seed decay / pre-emergence damping-off and post-emergence damping-off caused by <i>Rhizoctonia solani</i> , <i>Fusarium</i> spp., <i>Pythium</i> spp. Seed decay/pre-emergence damping-off caused by <i>Phomopsis longicolla</i>	

Application Information

Trilex AL Fungicide is a ready-to use formulation designed for commercial or on-farm treating with conventional seed treating equipment. Uniform application on seed is necessary to ensure seed safety and best disease protection.

Caution: If Trilex AL Seed Treatment Fungicide is diluted with water by greater than 10% by volume, ensure agitation of the mixture prior to application to seed.

Compatibility with inoculants: Trilex AL is compatible with Rhizobium-based inoculants. Please check with inoculant manufacturers for further details prior to use.

Restrictions

Grazing: Do not graze or feed livestock on treated areas for four weeks after planting. Treated seed must not be used for food, feed or oil processing. **Re-cropping:** Canola, mustard, rapeseed, corn, legumes and cereal grains may be re-planted at any time. For all other crops, do not plant back within 30 days of seeding with Trilex AL treated seed.

Environmental Precautions

Trilex AL is toxic to aquatic organisms. Do not discharge effluent containing this product into sewer systems, lakes, streams, ponds, estuaries, oceans or other waters. Dispose of all excess treated seed. Leftover treated seed may be double-sown around the headland or buried away from water sources in accordance with local requirements.

Leaching: Residues of this product demonstrate the properties and characteristics associated with chemicals detected in groundwater. The use of this product may result in contamination of groundwater, particularly in areas where soils are permeable (e.g., sandy soil) and/or depth to the water table is shallow.

Toxicity

Acute oral LD₅₀ (rats) = 5,000 mg/kg. Acute dermal LD₅₀ (rabbit) = 5,000 mg/kg.

Storage

Store product in original container. Store in a cool, dry place and avoid excessive heat.

Trilex EverGol

Fungicide Group 7, 11, 4

Formulation

Product	Company	Active ingredient	Formulation	Container size
Trilex Component A (PCP# 30644)	Bayer CropScience	Penflufen: 154 g/L Trifloxystrobin: 154 g/L	Suspension	1.5 L, 6.49 L
Trilex Component B (PCP# 30645)		Metalaxyl: 317 g/L		0.96 L, 4.15 L

Crops, Diseases Controlled and Rates

Crops	Diseases controlled	Rate per 100 kg of seed
Beans (succulent, snap, dry)	Seed decay/pre-emergence damping-off and post-emergence damping-off caused by <i>Rhizoctonia solani</i> , <i>Fusarium</i> spp., <i>Pythium</i> spp.	Trilex Component A 25 mL Trilex Component B 16 mL
Chickpeas Peas (field, dry)	Seed decay/pre-emergence damping-off and post-emergence damping-off caused by <i>Rhizoctonia solani</i> , <i>Fusarium</i> spp., <i>Pythium</i> spp. Suppression of seed-borne ascochyta blight caused by <i>Ascochyta</i> spp.	
Lentils	Seed decay/pre-emergence damping-off and post-emergence damping-off caused by <i>Rhizoctonia solani</i> , <i>Fusarium</i> spp., <i>Pythium</i> spp. Seed rot/pre-emergence damping-off, post-emergence damping-off and seedling blight caused by <i>Botrytis cinerea</i> (seedborne) Suppression of seed-borne ascochyta blight caused by <i>Ascochyta</i> spp.	

Application Information

Trilex EverGol is a concentrated suspension, and it is recommended to dilute with water just prior to application to ensure uniform coverage on the seed. Uniform application on seed will ensure seed safety and disease protection. Allow seeds to dry before bagging, storing or seeding.

Compatibility with inoculants: Please check with inoculant manufacturers prior to use.

Restrictions

Grazing: Do not graze or feed livestock on treated areas for four weeks after planting. Treated seed must not be used for food, feed or oil processing. **Re-cropping:** Registered crops for Trilex EverGol as well as canola, mustard, rapeseed, corn, legumes and cereal grains may be re-planted at any time. For all other crops, do not plant back within 30 days of seeding with Trilex EverGol treated seed.

Environmental Precautions

Trilex EverGol is toxic to aquatic organisms. Do not discharge effluent containing this product into sewer systems, lakes, streams, ponds, estuaries, oceans or other waters. Dispose of all excess treated seed. Leftover treated seed may be double-sown around the headland or buried away from water sources in accordance with local requirements.

Leaching: The use of this product may result in contamination of groundwater, particularly in areas where soils are permeable (e.g., sandy soil) and/or depth to the water table is shallow.

Toxicity

Acute oral LD₅₀ (rats) = 5,000 mg/kg. Acute dermal LD₅₀ (rabbit) = 5,000 mg/kg.

Storage

Store product in original container. Store in a cool, dry place and avoid excessive heat.

Tuberseal PSPT/ Potato ST 16/PSPT 16%/Solan MZ

Fungicide Group M

Formulation

Product	Company	Active ingredient	Formulation	Container size
Potato ST 16 (PCP# 24734)	Wilbur-Ellis Company	Mancozeb: 16 %	Dust (with alderbark)	20 kg bag
PSPT 16% (PCP# 24734.01)	Loveland Products Canada	Mancozeb: 16 %	Dust	20 kg bag
Tuberseal (PCP# 17042)	Norac Concepts Inc.	Mancozeb: 16 %	Dust (bark)	10 kg bag
Solan MZ (PCP# 29377)		Mancozeb: 16 %	Dust (no bark)	20 kg bag

Crops, Diseases Controlled and Rates

Crop	Diseases	Rate per 100 kg seed
Potato seed pieces	Fusarium seed piece decay	500 g

Registered Tank Mixes

None registered.

Application Information

Potatoes Seed Pieces: Thoroughly coat the surface of whole or cut seed pieces with dust. If treated whole seed is cut, make a second application to protect the cut surfaces. Plant as soon as possible after treating. However, if planting of cut seed is delayed beyond 2 days after treating, seed should be air dried before bagging or loose piling.

Environmental Precautions

Do not contaminate food or any body of water.

Toxicity

Acute oral LD₅₀ (rats) = > 4,500 mg/kg. Acute dermal LD₅₀ (rabbit) = >5,000 mg/kg.

Storage

Store product in a cool, dry, ventilated place.

Vibrance Maxx

Fungicide Group 4, 12

Formulation

Product	Company	Active ingredient	Formulation	Container size
Apron Maxx RTA (PCP# 27577)	Syngenta	Fludioxonil: 0.73% Metalaxyl M: 1.1%	Liquid suspension	2 x 10 L Apron Maxx + 2 x 300 mL Vibrance 115 L + 3.33 L 450 L + 4 x 3.33 L
Vibrance 500FS (PCP# 30438)		Sedaxane: 500 g/L		

Vibrance Maxx (cont'd)**Crops, Diseases Controlled and Rates**

Crops	Diseases controlled	Rate per 100 kg seed
Chickpea	Seed rot, pre-emergence and post-emergence damping-off caused by <i>Fusarium</i> spp., <i>Rhizoctonia</i> spp. and <i>Pythium</i> spp. Seed rot and seedling blight caused by seed-borne <i>Botrytis</i> spp. Seedling blight caused by <i>Fusarium</i> spp. and <i>Pythium</i> spp. Seed-borne ascochyta blight caused by <i>Ascochyta rabiei</i> Seed decay, seedling blight and damping off caused by <i>Rhizoctonia solani</i>	325 mL (Apron Maxx) + 5 - 10 mL (Vibrance)
Dry bean	Damping-off caused by <i>Fusarium</i> spp., <i>Rhizoctonia</i> spp. and <i>Pythium</i> spp. Seedling blight caused by <i>Pythium</i> spp. Anthracnose caused by seed-borne <i>Colletotrichum</i> spp. Seed decay, seedling blight and damping off caused by <i>Rhizoctonia solani</i>	
Lentil	Seed rot, pre-emergence and post-emergence damping-off caused by <i>Fusarium</i> spp., <i>Rhizoctonia</i> spp. and <i>Pythium</i> spp. Seed rot and seedling blight caused by seed-borne <i>Botrytis</i> spp. Seedling root rot caused by <i>Fusarium</i> spp. Seed-borne ascochyta blight caused by <i>Ascochyta lentis</i> Seed decay, seedling blight and damping off caused by <i>Rhizoctonia solani</i>	
Peas (field and succulent)	Seed rot, seedling blight, pre-emergence and post-emergence damping-off caused by <i>Fusarium</i> spp., <i>Rhizoctonia</i> spp. and <i>Pythium</i> spp. Seed-borne ascochyta blight and foot rot caused by <i>Ascochyta pinodes</i> Seed decay, seedling blight and damping off caused by <i>Rhizoctonia solani</i>	325 mL (Apron Maxx) + 5 - 10 mL (Vibrance)
Soybeans	Damping-off and seed rots caused by <i>Pythium</i> spp., <i>Fusarium</i> spp. and <i>Rhizoctonia</i> spp. Seedling blight caused by <i>Fusarium</i> spp. and <i>Pythium</i> spp. Seedling root rot caused by <i>Fusarium</i> spp. Seed rot and seedling blight caused by seed-borne <i>Phomopsis</i> spp. Early season root rot caused by <i>Phytophthora megasperma</i> var. <i>sojae</i> . Seed decay, seedling blight and damping off caused by <i>Rhizoctonia solani</i>	
Fababeans	Seed rot/pre-emergence damping-off, post-emergence damping-off and seedling blight caused by <i>Fusarium</i> spp., <i>Pythium</i> spp. and <i>Rhizoctonia</i> spp. Seed decay, seedling blight and damping off caused by <i>Rhizoctonia solani</i>	

Registered Tank Mixes

None registered. Vibrance Maxx is a co-pack of Vibrance 500 FS and Apron Maxx RTA.

Application Information

Vibrance Maxx is a ready-to-apply seed treatment for use in commercial seed treatment plants and for on-farm treatment. The equipment must provide uniform coverage on the seed. Allow the seed to dry before bagging, storing or seeding.

Seed Treatment and Inoculants

Vibrance Maxx can be used with some Rhizobium-based inoculants. Contact inoculant manufacturer for proper recommendations. Treated seed may not flow at the same rates through seeding equipment as untreated seed. With rough coated seed, the addition of water will increase coverage; contact Syngenta for more information.

How it Works

Vibrance Maxx contains three active ingredients. Fludioxonil is a phenylpyrrole fungicide with contact activity. Metalaxyl M is an acylalanine fungicide with systemic activity against certain fungal diseases. Sedaxane is an SDHI fungicide with systemic properties.

Restrictions

Grazing: Do not graze or feed livestock on treated areas for 60 days after planting. **Re-cropping:** Do not plant any crop other than soybeans, beans, chickpeas, lentils, lupins, faba beans and peas within 60 days to fields in which treated seeds were planted.

Environmental Precautions

Vibrance Maxx is toxic to aquatic organisms. Do not contaminate food, feed, domestic or irrigation water supplies, lakes, streams and ponds. Any spilled or exposed seeds must be incorporated into the soil or cleaned up from the soil surface.

Toxicity

Apron Maxx RTA: Acute oral LD₅₀ (rats) = 5,050 mg/kg. Acute dermal: LD₅₀ (rabbits) 2,020 mg/kg. Vibrance 500FS: Acute oral LD₅₀ (rats) = 2,975 mg/kg. Acute dermal: LD₅₀ (rabbits) > 5,050 mg/kg.

Storage

Heated storage required. Do not store Vibrance Maxx above 30°C. Store product in original container.

Vibrance Quattro

Fungicide Group 3, 4, 7, 12

Formulation

Product	Company	Active ingredient	Formulation	Container size
Vibrance Quattro (PCP#31408)	Syngenta	Difenoconazole: 36.8 g/L Sedaxane: 15.4 g/L Metalaxyl-M: 9.2 g/L Fludioxonil: 7.6 g/L	Liquid suspension	10 L, 115 L, 450 L

Crops and Staging

Crops	Diseases controlled	Diseases suppressed ¹	Rate/100 Kg seed
Barley	Seed rots caused by <i>Fusarium</i> , <i>Pythium</i> , <i>Rhizoctonia</i> , <i>Penicillium</i> and <i>Aspergillus</i> spp. Seedling blight, root rot and damping-off caused by seed- and soil-borne <i>Fusarium</i> spp. or <i>Rhizoctonia</i> spp., seedling blight, root rot and damping-off caused by soil-borne <i>Pythium</i> spp. Covered smut (<i>Ustilago hordei</i>), false loose smut (<i>Ustilago nigra</i>), true loose smut (<i>Ustilago nuda</i>)	Common root rot, (<i>Cochliobolus sativus</i>), Fusarium crown and foot rot (<i>Fusarium</i> spp.), take-all (<i>Gaeumannomyces graminis</i>)	325 mL
Oats	Seed rots caused by <i>Fusarium</i> , <i>Pythium</i> , <i>Rhizoctonia</i> , <i>Penicillium</i> and <i>Aspergillus</i> spp. Seedling blight, root rot and damping-off caused by seed- and soil-borne <i>Fusarium</i> spp. or <i>Rhizoctonia</i> spp. Seedling blight, root rot and damping-off caused by soil-borne <i>Pythium</i> spp. Covered smut (<i>Ustilago hordei</i>) Loose smut (<i>Ustilago avenae</i>)	Common root rot (<i>Cochliobolus</i> spp.)	325 mL
Rye	Seed rots caused by <i>Fusarium</i> , <i>Pythium</i> , <i>Rhizoctonia</i> , <i>Penicillium</i> and <i>Aspergillus</i> spp. Seedling blight, root rot and damping-off caused by seed- and soil-borne <i>Fusarium</i> spp. or <i>Rhizoctonia</i> spp. Seedling blight, root rot and damping-off caused by soil-borne <i>Pythium</i> spp. Common bunt (<i>Tilletia tritici</i>) ² Dwarf bunt (<i>Tilletia controversa</i>) ²	Common root rot, (<i>Cochliobolus sativus</i>), Fusarium crown and foot rot (<i>Fusarium</i> spp.), take-all (<i>Gaeumannomyces graminis</i>)	325 mL

Vibrance Quattro (cont'd)

Crops	Diseases controlled	Diseases suppressed ¹	Rate/100 Kg seed
Triticale	Seed rots caused by <i>Fusarium</i> , <i>Pythium</i> , <i>Rhizoctonia</i> , <i>Penicillium</i> and <i>Aspergillus</i> spp. Seedling blight, root rot and damping-off caused by seed- and soil-borne <i>Fusarium</i> spp. or <i>Rhizoctonia</i> spp. Seedling blight, root rot and damping-off caused by soil-borne <i>Pythium</i> spp. Loose smut (<i>Ustilago tritici</i>)	Common root rot (<i>Cochliobolus sativus</i>), Fusarium crown and foot rot (<i>Fusarium</i> spp.), take-all (<i>Gaeumannomyces graminis</i>)	325 mL
Wheat, spring	Seed rots caused by <i>Fusarium</i> , <i>Pythium</i> , <i>Rhizoctonia</i> , <i>Penicillium</i> and <i>Aspergillus</i> spp. Seedling blight, root rot and damping-off caused by seed- and soil-borne <i>Fusarium</i> spp. or <i>Rhizoctonia</i> spp. Seedling blight, root rot and damping-off caused by soil-borne <i>Pythium</i> spp. Common bunt (<i>Tilletia tritici</i>) ² Loose smut (<i>Ustilago tritici</i>)	Common root rot, (<i>Cochliobolus sativus</i>), Fusarium crown and foot rot (<i>Fusarium</i> spp.), take-all (<i>Gaeumannomyces graminis</i>)	325 mL
Wheat, winter	Seed rots caused by <i>Fusarium</i> , <i>Pythium</i> , <i>Rhizoctonia</i> , <i>Penicillium</i> and <i>Aspergillus</i> spp. Seedling blight, root rot and damping-off caused by seed- and soil-borne <i>Fusarium</i> spp. or <i>Rhizoctonia</i> spp. Seedling blight, root rot and damping-off caused by soil-borne <i>Pythium</i> spp. Common bunt (<i>Tilletia tritici</i>) ² Dwarf bunt (<i>Tilletia controversa</i>) ² Loose smut (<i>Ustilago tritici</i>)	Common root rot (<i>Cochliobolus sativus</i>), Fusarium crown and foot rot (<i>Fusarium</i> spp.), take-all (<i>Gaeumannomyces graminis</i>)	325 mL

Note:

¹Suppression means consistent control at a level that is not optimal but is still of commercial benefit.

²Controls both seed- and soil-borne common bunt.

Registered Tank Mixes

For protection from various insects on registered crops, Vibrance Quattro may be mixed with Cruiser 5FS Seed Treatment. This tank-mix option is only valid for those crops common to the registered labels of Vibrance Quattro and Cruiser 5FS Seed Treatment Insecticide.

Application Information

Vibrance Quattro is for use on-farm on barley, wheat, oats, rye and triticale. This product can also be applied by commercial seed treaters (facilities and mobile treaters) using closed system transfer. Vibrance Quattro may be applied through commercial or on-farm equipment. Apply Vibrance Quattro utilizing seed treatment equipment that provides uniform seed coverage. Depending on seed size, Vibrance Quattro may be applied as a ready-to-apply application or water may be added to form slurry for more uniform coverage. Allow the seed to dry before bagging or storing into bulk containers. Depending on planting equipment, seed treated with Vibrance Quattro may not flow through planting equipment at the same rate as untreated seed. Recalibrate this equipment before planting treated seed.

How it Works

Vibrance Quattro is a combination of the fungicides difenoconazole, metalaxyl-M and S-isomer, sedaxane and fludioxonil, which control or suppress certain seed- and/or soil-borne diseases of cereal crops as listed.

Restrictions

Treated seed must not be used for food, feed or oil processing. **Grazing:** Do not graze or feed livestock on treated areas for 45 days after planting. **Re-cropping:** Do not plant any crop other than cereals within 60 days to fields in which seeds treated with Vibrance Quattro were planted.

Environmental Precautions

Toxic to aquatic organisms. Treated seed is toxic to birds and small wild mammals. Any spilled or exposed seeds must be incorporated into the soil or otherwise cleaned up from the soil surface.

Toxicity

Acute oral LD₅₀ (rats) = > 5,050 mg/kg. Acute dermal LD₅₀ (rats) = > 2,020 mg/kg.

Storage

Heated storage required.

Vibrance XL

Fungicide Group 3, 4, 7

Formulation

Product	Company	Active ingredient	Formulation	Container size
Vibrance XL (PCP# 30437)	Syngenta	Difenoconazole: 66.2 g/L Metalaxyl-M: 16.5 g/L Sedaxane: 13.8 g/L	Liquid suspension	5.54 L
Dividend XL RTA (PCP# 25777) + Vibrance 500FS (PCP# 30438)		Difenoconazole: 3.37% Metalaxyl-M: 0.27% Sedaxane: 500 g/L		115 L (Dividend) + 1.77 L (Vibrance); 450 L (Dividend) + 4 x 1.77 L (Vibrance)

Crops and Staging

Crops	Diseases controlled	Diseases suppressed ³	Rate/100 Kg seed
Barley	General seed rots ¹ Seedling blight, root rot, and damping-off caused by seed- and soil-borne <i>Fusarium</i> spp. or <i>Rhizoctonia</i> spp., Seedling blight, root rot, and damping-off caused by soil-borne <i>Pythium</i> spp., Seed-borne <i>Septoria</i> ² covered smut, false loose smut, true loose smut	Common root rot (<i>Cochliobolus</i> spp.) Fusarium crown and foot rot, take-all	180 - 360 mL
Oats	General seed rots ¹ Seedling blight, root rot, and damping-off caused by and soil-borne <i>Fusarium</i> spp. or <i>Rhizoctonia</i> spp., Seedling blight, root rot, and damping-off caused by soil-borne <i>Pythium</i> spp., covered smut, loose smut	Common root rot (<i>Cochliobolus</i> spp.)	180 - 360 mL
Rye	General seed rots ¹ Seedling blight, root rot, and damping-off caused by seed- and soil-borne <i>Fusarium</i> spp. or <i>Rhizoctonia</i> spp., Seedling blight, root rot, and damping-off caused by soil-borne <i>Pythium</i> spp., seed-borne <i>Septoria</i> ² common bunt ⁴ dwarf bunt ⁴	Common root rot (<i>Cochliobolus</i> spp.), Fusarium crown and foot rot, take-all	180 - 360 mL
Triticale	General seed rots ¹ Seedling blight, root rot, and damping-off caused by seed- and soil-borne <i>Fusarium</i> spp. or <i>Rhizoctonia</i> spp., Seedling blight, root rot, and damping-off caused by soil-borne <i>Pythium</i> spp., loose smut	Common root rot (<i>Cochliobolus</i> spp.), Fusarium crown and foot rot, take-all	180 - 360 mL
Wheat, spring	General seed rots ¹ Seedling blight, root rot, and damping-off caused by seed- and soil-borne <i>Fusarium</i> spp. or <i>Rhizoctonia</i> spp., Seedling blight, root rot, and damping-off caused by soil-borne <i>Pythium</i> spp., common bunt ⁴ loose smut	Common root rot (<i>Cochliobolus</i> spp.), Fusarium crown and foot rot, take-all	180 - 360 mL

Vibrance XL (cont'd)

Crops	Diseases controlled	Diseases suppressed ³	Rate/100 Kg seed
Wheat, winter	General seed rots ¹ Seedling blight, root rot, and damping-off caused by seed- and soil-borne <i>Fusarium</i> spp. or <i>Rhizoctonia</i> spp. Seedling blight, root rot, and damping-off caused by soil-borne <i>Pythium</i> spp., seed-borne septoria ² , <i>Septoria</i> leaf blotch ^{2,5} , common bunt ⁴ , dwarf bunt ⁴ , loose smut	Common root rot (<i>Cochliobolus</i> spp.), Fusarium crown and foot rot, take-all	180 - 360 mL

¹ General seed rots controlled include those caused by saprophytic organisms such as *Fusarium*, *Pythium*, *Rhizoctonia*, *Penicillium* and *Aspergillus*.

² Use the 360 mL rate for control of this disease.

³ Suppression means consistent control at a level that is not optimal but is still of commercial benefit.

⁴ Controls both seed- and soil-borne bunts (common, dwarf).

⁵ Early season foliar disease control for first 4 weeks after planting. For full season control, apply a foliar fungicide according to label directions.

Registered Tank Mixes

For control of various insects on registered crops, Vibrance XL Seed Treatment may be mixed with Cruiser 5FS or 350FS Seed Treatment Insecticide. Mixing must occur in commercial seed treatment facilities with closed transfer including closed mixing, loading, calibrating and closed treatment equipment only.

Application Information

Vibrance XL Seed Treatment may be applied through commercial or on-farm equipment. Apply utilizing seed treatment equipment that provides uniform seed coverage. Depending on seed size, Vibrance XL Seed Treatment may be applied as a ready-to-apply application or water may be added to form slurry for more uniform coverage. Allow the seed to dry before bagging or storing in bulk containers. Depending on planting equipment, treated seed may not flow through planting equipment at the same rate as untreated seed. Recalibrate planting equipment before planting treated seed.

How it Works

Vibrance XL Seed Treatment is a combination of the fungicides difenoconazole, metalaxyl-M and S-isomer and sedaxane, which control or suppress certain seed- and soil-borne diseases of cereal crops as listed.

Restrictions

Grazing: Do not graze, feed green forage or cut for hay within 45 days of planting. **Re-cropping:** Do not plant any crop other than cereals within 60 days to fields in which treated seeds were planted.

Environmental Precautions

This product is toxic to fish and aquatic invertebrates. Do not apply this product directly to freshwater habitats, estuaries or marine habitats. Do not contaminate irrigation or drinking water supplies or aquatic habitats by cleaning of equipment or disposal of wastes. If treated seed is spilled outdoors or in areas accessible to birds, promptly clean up or bury to prevent ingestion.

Toxicity

Acute oral LD₅₀ (rats) = 5,000 mg/kg. Acute dermal LD₅₀ (rabbits) = > 5,050 mg/kg.

Storage

Store at temperatures above 0°C and below 30°C.

Vitaflo 280/Vitaflo SP Fungicide/ Loveland Vitaflo

Fungicide Group 7, M

Formulation

Product	Company	Active ingredient	Formulation	Container size
Vitaflo 280 (PCP# 11423)	Chemtura Canada	Carbathiin: 15.59% Thiram: 13.25%	Liquid suspension	10 L, 200 L
Vitaflo SP Fungicide (PCP# 30381)	IPCO		Liquid suspension	10 L, 200 L, 1000 L
Loveland Vitaflo (PCP# 30380)	Loveland Canada Products Inc.		Liquid suspension	10 L, 200 L

Crops, Diseases Controlled and Rates

Crops	Diseases controlled	Diseases suppressed	Rate per 100 kg of seed
Barley*	Covered and true loose smut, false loose smut, leaf stripe, seed rot and seedling blight caused by <i>Pythium</i> spp. and <i>Penicillium</i> spp., <i>Aspergillus</i> spp. and <i>Alternaria</i>	Net blotch, Fusarium root rot, common root rot	230 - 330 mL
Wheat*	Loose smut, stinking smut (common bunt), seed-borne dwarf bunt, seed rot, seedling blight caused by <i>Cochliobolus sativus</i> , <i>Fusarium</i> , <i>Pythium</i> spp., <i>Aspergillus</i> , <i>Penicillium</i> and <i>Alternaria</i> spp., seed-borne Septoria	Root rot caused by <i>Cochliobolus sativus</i> and <i>Fusarium</i> spp.	230 - 330 mL
Oats	Covered smut, loose smut, seed rot and seedling blight caused by <i>Fusarium</i> spp.	Root rot caused by <i>Cochliobolus sativus</i>	330 mL
Rye*	Damping-off, seedling blight and seed decay, stem smut, seed rot and seedling blight caused by <i>Pythium</i> spp., and <i>Penicillium</i> spp. <i>Aspergillus</i> spp. and <i>Alternaria</i>	Root rot caused by <i>Fusarium</i> spp. and <i>Cochliobolus sativus</i>	230 - 330 mL
Triticale	Damping-off, seedling blight and seed decay		200 mL
Corn (field and sweet)	Damping off, seed decay		280 mL
	Corn head smut***		560 - 750 mL
Common dry beans, snap dry beans	Early season seed rot, root rot and seedling blight caused by <i>Rhizoctonia solani</i> , seedborne Anthracnose (<i>Colletotrichum lindemuthianum</i>)		260 mL
Lentil	Early season root rot and seedling blight caused by <i>Botrytis cinerea</i> , <i>Fusarium</i> , <i>Pythium</i> spp. and <i>Rhizoctonia solani</i> , seed rot, seedling blight		330 mL
Peas **	Seed rot and seedling blight caused by <i>Mycosphaerella</i> (Ascochyta) <i>Fusarium</i> spp. and <i>Rhizoctonia solani</i> and <i>Pythium</i>		260 - 330- mL
Soybeans	Seed rot and seedling blight caused by <i>Phomopsis</i> spp., <i>Rhizoctonia solani</i> and <i>Fusarium</i> spp.		260 mL
Flax (including edible oil flax)	Seed rot, root rot, seedling blight caused by <i>Rhizoctonia solani</i> and <i>Fusarium</i>		525 mL

* The 230 mL rate will give partial control of true loose smut in wheat and barley and stem smut in rye. Use 330 mL rate for the control of seed-borne Septoria on wheat and seed rot and seedling blight caused by *Fusarium* spp., *Cochliobolus sativus*, *Pythium* spp., *Penicillium* spp., *Aspergillus* spp., *Alternaria*; also suppression of root rot caused by *Cochliobolus sativus* on cereals (wheat, barley, oats and rye). ** Use a 260 mL rate for control of *Rhizoctonia solani* and *Fusarium* spp. Use a 330 mL rate for control of *Mycosphaerella pinodes* (Ascochyta). *** Avoid planting corn under cold, wet conditions. Stress conditions during the first few weeks after planting may increase the incidence of head smut. Will not control soil-borne head smut.

Vitaflo 280/Vitaflo SP Fungicide/Loveland Vitaflo (cont'd)**Bushels Treated**

Container size	Barley*	Oats**	Wheat***	Lentils/peas***
10 L	202 (low rate); 139 (high rate)	197	161 (low rate); 111 (high rate)	111
200 L drum	3,985 (low rate); 2,778 (high rate)	3,921	3,190 (low rate); 2,222 (high rate)	2,222

* Based on 48 lbs/bushels ** based on oats at 34 lbs/bushels *** based on wheat at 60 lbs/bushels

Application Tips

Treat only clean seed of known quality that is free of debris and dust. Uniform coverage is critical to obtain optimum results; uneven seed coverage may not give the desired level of disease control. Consult manufacturer's label or recommendations with regard to the use of Vitaflo 280/Vitaflo SP/Loveland Vitaflo and rhizobia inoculants.

How it Works

Thiram is a fungicide that controls diseases carried on the seed. Carbathiin is a systemic fungicide that penetrates the seed coat to control diseases inside the seed and seedling.

Restrictions

Grazing: Do not graze or feed livestock on treated areas for 4 weeks after planting except for the following crops: Soybeans – Do not graze or feed livestock on forage and hay on treated areas. Dry beans – Do not graze or feed on bean forage for 60 days after planting. Barley, oats, wheat – Do not graze or feed on treated area for six weeks after planting. Do not use treated seed for food, feed or oil processing.

Environmental Precautions

Do not contaminate ponds, lakes or streams.

Toxicity

Thiram: Acute oral LD₅₀ (rats) = 2,600 mg/kg. Acute dermal LD₅₀ (rabbit) = > 2,000 mg/kg.

Carbathiin: Acute oral LD₅₀ (rats) = 2,900 mg/kg. Acute dermal LD₅₀ (rabbit) = > 4,000 mg/kg.

Storage

Do not store Vitaflo 280/Vitaflo SP/Loveland Vitaflo at temperatures above 35°C. These products will not freeze solid even in extreme winter temperatures. If containers have been in storage for several months, some settling may occur and containers may require agitation.

Seed Treatment Selector Chart

Cereals

Products	Alias 240 SC/Stress Shield 600	Charter RTU/Amour/Armour RTU	Cruiser 5FS	Cruiser Maxx	Vibrance Cereals	Cruiser Vibrance Quattro	Gemini	Insure Cereal	Nipsit Inside 600 Insecticide	Nipsit Suite Cereals OF Seed Protectant	Rancona Apex	Raxil MD	Raxil Pro	Raxil Pro Shield	Raxil T	Raxil WWV	Vibrance Quattro	Vibrance XL	Vitaflo 280/Vitaflo SP/Loveland Vitaflo
Barley																			
Diseases																			
Common root rot		S		S	S	S	S				S	S	S	S	S	S	S	S	S
Seed rot		C		C	C	C	C				C	C	C	C	C	C	C	C	C
Seedling blight		C		C	C	C	C				C	C	C	C	C	C	C	C	C
<i>Pythium</i> damping off				C	C	C	C				C	C	C			C	C	C	
<i>Fusarium</i> crown and root rot		S		S	S	S					S	S	S	S	S	S	S	S	
Covered smut		C		C	C	C	C				C	C	C	C	C	C	C	C	C
False loose smut		C		C	C	C	C				C	C	C	C	C	C	C	C	C
True loose smut		C		C	C	C	C				C	C	C	C	C	C	C	C	C
Leaf stripe											C	C	C	C		C			C
Net blotch																			S
Seed-borne <i>Septoria</i>				C								C				C		C	
Take all				S	S												S	S	
Insects																			
Wireworms	S		S	S	S									S		S			
Wheat (including Durum)																			
Diseases																			
Common root rot		S		S	S	S	S				S	S	S	S	S	S	S	S	S
Seed rot		C		C	C	C	C		C	C	C	C	C	C	C	C	C	C	C
Seedling blight		C		C	C	C	C		C	C	C	C	C	C	C	C	C	C	C
<i>Pythium</i> damping off				C	C	C	C		C		C	C	C			C	C	C	
<i>Fusarium</i> crown and root rot		S		S	S	S					S	S	S	S	S	S	S	S	
Loose smut		C		C	C	C	C		C	C	C	C	C	C	C	C	C	C	C
Common bunt		C		C	C	C	C		C	C	C	C	C	C	C	C	C	C	C
Seed-borne <i>Septoria</i>											S				C	S		C	C
Take all				S	S														S

C = Control, S = Suppression

Seed Treatment Selector Chart

Cereals cont'd

Products	Alias 240 SC/Stress Shield 600	Charter RTU/Amour/Armour RTU	Cruiser 5FS	Cruiser Maxx Vibrance Cereals	Cruiser Vibrance Quattro	Gemini	Insure Cereal	Nipsit Inside 600 Insecticide	Nipsit Suite OF Seed Protectants	Rancona Apex	Raxil MD	Raxil Pro	Raxil Pro Shield	Raxil T	Raxil WW	Vibrance Quattro	Vibrance XL	Vitaflo 280/Vitaflo SP/Loveland Vitaflo
Insects																		
Wireworms	S		S	S	S			S	S				S		S			
Oats																		
Diseases																		
Common root rot		S		S	S		S			S	S	S	S	S	S	S	S	S
Seed rot		C		C	C		C			C	C	C	C	C	C	C	C	C
Seedling blight		C		C	C		C			C	C	C	C	C	C	C	C	C
<i>Pythium</i> damping off				C	C		C				C	C	C		C	C	C	
Fusarium crown and root rot		S								S	S	S	S		S			
Loose smut		C			C	C	C			C	C	C	C	C	C	C	C	C
Covered smut		C			C	C	C			C	C	C	C		C	C	C	C
Seed-borne septoria																		
Insects																		
Wireworm	S			S	S								S		S			
Rye																		
Diseases																		
Common root rot										S						S	S	S
Seed rot										C						C	C	C
Seedling blight										C						C	C	C
<i>Pythium</i> damping off																C	C	C
Fusarium crown and root rot										S						S	S	
Stem smut																		C
Common bunt																C	C	
Seed-borne <i>Septoria</i>																	C	

C = Control, S = Suppression

Seed Treatment Selector Chart

Oilseed Crops

Products	Allegiance/Belmont 2.7 FS	Gaucho CSFL/Gaucho 480	Helix V/ibrance	Lumiderm	Poncho 600 FS	Prosper <small>EverGol</small>	Rancona RS	Thiram	Vitaflor 280/Vitaflor SP/Viterra Vitaflor
Canola									
Diseases									
Seed and seedling rot/blight	C	C	C			C	C		
<i>Pythium</i> seed rot/damping off		C	C			C			
Seed-borne blackleg		C	C			C	C		
Seed-borne <i>Alternaria</i>		C	C			C			
Insects									
Cutworms				C					
Flea beetle (early season control)		C	C	C	C	C			
Mustard									
Diseases									
Seed and seedling rot/blight		C	C			C	C		
<i>Pythium</i> seed rot/damping off		C	C			C	C		
Seed-borne blackleg		C				C			
Seed-borne <i>Alternaria</i>			C			C			
Insects									
Flea beetle (early season control)		C	C			C			
Flax									
Diseases									
Seed rot/seedling blight									C
Sunflower									
Diseases									
Seed and seedling rot/blight	C								

C = Control, S = Suppression

Corn

Products	Agrox FL	Poncho	Thiram	Vitaflor 280/Vitaflor SP/Viterra Vitaflor
Diseases				
Seed rot	C		C	C
Root rot	C			
Seedling blight	C		C	
Head smut				C
<i>Pythium</i> damping off	C		C	C
Insects				
Seed corn maggot		C		
Wireworm		C		
Black cutworm		C		
Corn flea beetle		C		
White grubs		C		

Forages

(Grasses and Legumes – alfalfa, bird's-foot trefoil, clover, vetch)

Products	Allegiance / Belmont 2.7 FS
Diseases	
Seed and seedling rot/blight	C

Seed Treatment Selector Chart

Pulse Crops

Products	Agrox FL	Allegiance / Belmont 2.7 FS	Apron Maxx RTA	Crown	Cruiser 5FS	Thiram 75 WP	Trilex AL	Trilex EverGol	Vitaflo 280	Cruiser Maxx Vibrance Beans	Cruiser Maxx Vibrance Pulses	Vibrance Maxx	Stress Shield 600
Beans													
Diseases													
Seed and seedling rot/blight	C		C			C	C	C	C	C		C	
<i>Pythium</i> seed rot/damping off			C			C	C	C		C		C	
Seed-borne <i>anthracnose</i>			C									C	
Insects													
Root maggots													
Seed corn maggots										C			
Wireworms					C					S			S
Potato leafhopper													S
Peas													
Diseases													
Seed and seedling rot/blight	C	C	C			C	C		C		C	C	
<i>Pythium</i> seed rot/damping off			C			C	C		C		C	C	
Seed-borne <i>ascochyta</i>			C								C	C	
Insects													
Seed corn maggots													
Wireworms					C						S		S
Pea leaf weevil											S		S
Lentil and chickpea													
Diseases													
Seed and seedling rot/blight	C	C	C	C			C	C	C		C	C	
<i>Pythium</i> seed rot/damping off	C	C	C				C	C	C		C	C	
<i>Botrytis</i> seed rot and seedling blight				C							C	C	
Seed-borne <i>ascochyta</i>			C	C			S				C	C	
Insects													
Wireworms					C						S		S

C = Control, S = Suppression

Seed Treatment Selector Chart

Potatoes

Products	Maxim D/Maxim MZ PSP	Mertect SC	Potato ST 16/Tubersea/Solan MZ	Senator PSP	Cruiser Maxx Potato Extreme
Diseases					
Blackleg				C	
Black scurf	C				S
Common scab					
<i>Fusarium</i> dry rot (storage)	C	C		C	C
<i>Fusarium</i> seed piece decay			C	C	
Silver scurf	C			C	C
<i>Verticillium</i> wilt				C	
Insects					
Colorado potato beetle					C
Potato flea beetle					
Potato leafhopper					C
Aphids					C
Wireworm					

C = Control, S = Suppression

* To go directly to a page, click on the page number in the Index below.
To return to the Index, click on [back to](#) at the bottom of the page.

Foliar Fungicide Index

	Page/s
Chemical Control of Plant Diseases in Alberta	489
Introduction	489
Chemical control of disease	489
Tables	
Fungicide Group Classification by Mode of Action.....	490
Fungicide – Foliar Treatment Selector Chart	
Barley, Wheat, Oats and Rye	554
Canola, Mustard and Flax	555
Corn, Alfalfa (grown for seed), Grasses (grown for seed) and Sugar Beets	555
Pulse Crops	556
Potato.....	558
Product Registrations	
Name	Page/s
Acapela (<i>picoxystrobin</i>)	492
Acrobat 50 WP (<i>dimethomorph</i>).....	494
Allegro 500 F (<i>fluazinam</i>)	495
Astound (<i>cyprodinil + fludioxonil</i>)	496
Blanket AP (<i>azoxystrobin + propiconazole</i>)	532
Bravo 500 (<i>chlorothalonil</i>)	497
Bravo ZN (<i>chlorothalonil</i>)	497
Bumper 418 EC (<i>propiconazole</i>).....	547
Cabrio Plus (<i>pyraclostrobin + metiram</i>)	499
Caramba (<i>metconazole</i>).....	500
Contans WG (<i>coniothyrium minitans</i>)	502
Copper 53 W (<i>tribasic copper sulphate</i>)	503
Coppercide WP (<i>copper hydroxide</i>).....	503
Copper Spray (<i>copper oxychloride</i>)	503
Curzate 60 DF (<i>cymoxanil</i>)	505
Delaro 325 SC (<i>prothioconazole + trifloxystrobin</i>)	506
Dithane Rainshield™ (<i>mancozeb</i>).....	507
Echo 90 DF (<i>chlorothalonil</i>)	497
Echo 720 (<i>chlorothalonil</i>).....	497
Folicur 250 EW (<i>tebuconazole</i>).....	509
Fontelis (<i>penthiopyrad</i>)	510
Fuse (<i>tebuconazole</i>).....	509
Gavel 75 DF (<i>mancozeb + zoxamide</i>).....	511
Headline EC (<i>pyraclostrobin</i>)	512
Kocide 2000 (<i>copper hydroxide</i>)	503
Kumulus DF (<i>sulphur</i>).....	515
Lance WDG (<i>boscalid</i>).....	516
Manzate 75DF (<i>mancozeb</i>).....	507
Manzate 200 (<i>mancozeb</i>)	507
Manzate Pro-stick (<i>mancozeb</i>).....	507
Nufarm Propiconazole Fungicide (<i>propiconazole</i>)	547
Overall 240SC (<i>iprodione</i>)	539
Palliser (<i>tebuconazole</i>).....	509
Parasol WG (<i>copper hydroxide</i>).....	503
Penncozeb 75DF Raincoat (<i>mancozeb</i>).....	507
Penncozeb 80WP (<i>mancozeb</i>).....	507
Phostrol (<i>mono and dibasic sodium, potassium and ammonium phosphites</i>).....	518
Pivot 418 EC (<i>propiconazole</i>)	547
Polyram DF (<i>metiram</i>)	519
Priaxor (<i>fluxapyroxad + pyraclostrobin</i>).....	520
Priaxor DS (<i>fluxapyroxad + pyraclostrobin</i>)	523
Proline 480 SC (<i>prothioconazole</i>)	524
Propel (<i>propiconazole</i>)	547
Propulse (<i>fluopyram + prothioconazole</i>)	527
Prosaro 250 EC (<i>prothioconazole + tebuconazole</i>)	528
Quadris (<i>azoxystrobin</i>).....	529
Quadris Top (<i>azoxystrobin + difenoconazole</i>).....	531
Quilt (<i>azoxystrobin + propiconazole</i>)	532
Rampart (<i>mono and dipotassium salts of phosphoric acids</i>).....	534
Ranman 400SC (<i>cyazofamid</i>)	535
Reason 500 SC (<i>fenamidone</i>)	536
Revus (<i>mandipropamid</i>).....	537
Ridomil Gold/Bravo Twin-Pak (<i>chlorothalonil + metalaxyl</i>)	538
Rovral Flo (<i>iprodione</i>)	539
Rovral RX (<i>iprodione</i>).....	539
Scala SC (<i>pyrimethanil</i>)	540
Senator 70 WP (<i>thiophanate-methyl</i>)	541

Product Registrations (cont'd)

Name	Page/s	Name	Page/s
Serenade CPB (<i>Bacillus subtilis</i>)	542	Tilt 250 E (<i>propiconazole</i>)	547
Stadium (<i>azoxystrobin</i> + <i>difenoconazole</i> + <i>fludioxynil</i>)	543	Torrent (<i>cyazofamid</i>)	549
Stratego 250 EC (<i>propiconazole</i> + <i>trifloxystrobin</i>)	544	Twinline (<i>pyraclostrobin</i> + <i>metconazole</i>).....	550
Tanos 50 DF (<i>famoxadone</i> + <i>cymoxanil</i>)	545	Vertisan (<i>penthiopyrad</i>).....	551
Tattoo C (<i>propamocarbhydrochloride</i> + <i>chlorothalonil</i>)	546	Zampro (<i>ametoctradin</i> + <i>dimethomorph</i>).....	553

Chemical Control of Plant Diseases in Alberta

Introduction

Plants, like other living organisms, are attacked by many diseases that are caused by fungi, bacteria, viruses, mycoplasmas and nematodes. The management of plant diseases is based on four general parameters:

- **Exclusion** (quarantine): a disease organism or diseased plant material is prevented from entering a country or disease-free area where the disease could become established.
- **Protection**: includes management practices that can be used to protect plants from disease organisms. Examples include proper sanitation, chemical controls, adequate soil nutrient levels and good soil drainage.

- **Eradication**: involves the use of crop rotations or the application of chemicals such as fungicides to control plant disease.
- **Plant breeding**: results in the development of crop plants that have partial or complete resistance to a specific disease or range of infectious diseases.

Chemical control of disease

In Alberta, fungal diseases of some field crops may be subject to direct chemical control by fungicides. At present, foliar fungicides are registered for a number of significant foliar diseases including the following: Sclerotinia white mould, alternaria black spot and blackleg control in canola, cereal leaf diseases, foliar diseases of potatoes and pulse crops.

Fungicide Group Classification by Mode of Action

Mode of action	Chemical family	Active ingredients	Found in
Group 1			
Inhibition of tubulin formation.	Benzimidazole	thiophanate-methyl	Senator 70WP, Senator PSPT
Group 2			
Affect DNA and RNA synthesis and metabolism.	Dicarboximides	iprodione	Rovral Flo, Rovral RX, Overall 240 SC
Group 3			
Demethylation inhibitors.	Triazoles (includes conazoles)	difenoconazole	Quadris Top, Stadium
		propiconazole	Blanket AP, Bumper 418 EC, Pivot 418 EC, Propel, Quilt, Stratego 250 EC, Tilt 250E
		prothioconazole	Delaro 325 SC, Proline 480 SC, Prosaro 250 EC, Propulse
		tebuconazole metconazole	Folicur 250 EW, Fuse, Palliser, Prosaro 250 EC Caramba, Twinline
Group 4			
Phenylamides. Affects RNA synthesis.	Acylamides	metalaxyl	Ridomil Gold
Group 5			
Morpholines inhibition of an isomerase in sterol biosynthesis.	Morpholines	dimethomorph	Acrobat 50 WP
Group 7			
Succinate dehydrogenase. Inhibits mitochondrial function.	Pyridinyl-ethyl-benzamide Carboxamides	fluopyram	Propulse
		boscalid	Lance WDG
		fluxapyroxal	Priaxor DS, Priaxor
		penthiopyrad	Fontelis, Vertisan
Group 9			
	Pyrimidine Anilinopyrimide	pyrimethanil cyprodinil	Scala Astound
Group 11			
Strobilurin type action and resistance. Inhibit mitochondrial respiration.	Oxazole Strobilurin	famoxadone azoxystrobin fenamidone pyraclostrobin	Tanos 50 DF Blanket AP, Quadris, Quadris Top, Quilt, Stadium Reason 500 SC Cabrio Plus, Headline EC, Priaxor, Priaxor DS, Twinline
		trifloxystrobin picoxystrobin	Stratego 250 EC, Delaro 325 SC Acapela
Group 12	Phenylpyroles	fludioxonil	Astound, Stadium

(continued)

Fungicide Group Classification by Mode of Action			
Mode of action	Chemical family	Active ingredients	Found in
Group 21	Imidazole	cyazofamid	Ranman 400 SC, Torrent
Group 22		zoxamide	Gavel 75 DF
Group 29	pyridine	fluazinum	Allegro 500F
Group 33	phosphonates	sodium, potassium, ammonium phosphites	Phostrol
Group 40	Amide Fungicide Morpholine	mandipropamid dimethomorph	Revus Acrobat 50 WP
Group 45	Qxl fungicide (Quinone x Inhibitor)	ametoctradin	Zampro
Group M Multi-site activity.	Chloronitrile	chlorothalonil	Bravo 500, Bravo ZN, Ridomil Gold, Tattoo C, Echo 720, Echo 90 DF
	Dithiocarbamates	mancozeb	Dithane DG 75, Gavel 75 DF, Manzate 200/75DF/Pro-stick, Penncozeb 75DF Raincoat/Penncozeb 80WP
	Inorganic	metiram copper copper hydroxide	Cabrio Plus, Polyram DF Copper 53W, Copper Spray, Coppercide Kocide 2000, Parasol WG
	Phthalimide	sulfur	Kumulus DF
Group U Unclassified.	Acetimide Carbamate	cymoxanil propamocarb hydrochloride	Curzate 60 DF, Tanos 50 DF Tattoo C

Acapela

Group 11

Formulation

Product	Company	Active ingredient	Formulation	Container size
Acapela (PCP# 30470)	E.I. duPont Canada	Picoxystrobin: 250 g/L	Suspension	9.6 L, 115.2 L

Crops, Diseases, Rate and Timing

Crops	Diseases	Rate per acre	Staging and specific comments
Canola	Sclerotinia stem rot (<i>Sclerotinia sclerotiorum</i>)	356 - 486 mL	Apply at 20 - 50 percent bloom prior to disease development. Under high disease pressure, make a second application 7 - 14 days later. Use the higher rate or shorter interval when disease pressure is high. A second application of this product can only be carried out if the first and second applications are at the lowest rate, otherwise a different fungicide must be used for subsequent applications.
Dry legumes (chickpea, field pea, lentil, broad beans (includes faba beans), dry beans*)	Mycosphaerella blight (<i>Mycosphaerella pinodes</i>) on field pea, Asian soybean rust (<i>Phakospora pachyrhizi</i>), Anthracnose (<i>Colletotrichum truncatum</i>) in lentils	240 - 350 mL	Begin applications prior to disease development and continue on a 7 - 14 day interval. Use higher rate and shorter interval when disease pressure is high.
	Suppression of Sclerotinia rot/white mould (<i>Sclerotinia sclerotiorum</i>)	350 mL	Make initial preventative application at beginning of bloom and follow with second application 7 - 10 days later at full bloom.
Wheat	Leaf rust (<i>Puccinia recondita</i>), septoria leaf blotch (<i>Septoria tritici</i>), powdery mildew (<i>Erysiphe graminis</i>), tan spot (<i>Pyrenophora tritici-repentis</i>), stripe rust (<i>Puccinia striiformis</i>)	175 - 350 mL	Begin applications prior to disease development and continue on a 7 - 14 day interval. Use higher rate and shorter interval when disease pressure is high. Apply at Feekes 9 (flag leaf emerged). Do not apply after flowering (Feekes 10.5).
Barley	Septoria leaf blotch (<i>Septoria tritici</i>), powdery mildew, (<i>Erysiphe graminis</i>), stripe rust (<i>Puccinia striiformis</i>), net blotch (<i>Pyrenophora teres</i>)	175 - 350 mL	
Oats	Powdery mildew (<i>Erysiphe graminis</i>), stripe rust (<i>Puccinia striiformis</i>)	175 - 350 mL	
Rye, triticale	Leaf rust (<i>Puccinia recondita</i>), septoria leaf blotch (<i>Septoria tritici</i>), powdery mildew (<i>Erysiphe graminis</i>), stripe rust (<i>Puccinia striiformis</i>)	175 - 350 mL	
Corn (field corn, sweet corn, seed popcorn)	Northern corn leaf blight (<i>Setosphaeria turcica</i> , <i>Exserohilum turcicum</i>)	215 - 325 mL	Begin applications prior to disease development and continue on a 7 - 14 day interval. Use higher rate and shorter interval when disease pressure is high.

Crops	Diseases	Rate per acre	Staging and specific comments
Soybean	Asian soybean rust (<i>Phakospora pachyrhizi</i>), brown spot (<i>Septoria glycines</i>), frog-eye leafspot (<i>Cercospora sojina</i>)	175 - 350 mL	Begin applications prior to disease development and continue on a 7 - 14 day interval. Use higher rate and shorter interval when disease pressure is high.
	Suppression of Sclerotinia stem rot/white mould (<i>Sclerotinia sclerotiorum</i>)	350 mL	Make initial preventative application at 100% bloom (1 flower blooming on all plants) and follow with 2nd application 7 - 10 days later at full bloom.

*See label for registered bean and pea types.

Registered Tank Mixes

None registered.

Application Information

How to Apply: Ground and aerial application. **Water Volume:** Ground: 45 L/acre minimum. Aerial: 20 L/acre minimum.

Application Tips

Use sufficient water to ensure thorough coverage of plants.

How it Works

The active ingredient picoxystrobin is a broad spectrum strobilurin fungicide that has curative and locally systemic activity.

Restrictions

Maximum Number of Applications: Dry legumes – make no more than 1 application before switching to a fungicide with a different mode of action; maximum season use rate 700 ml per acre. Cereal grains, soybeans – make no more than 2 applications before switching to a fungicide with a different mode of action; maximum season use rate 1100 ml per acre. Corn – make no more than 2 applications before switching to a fungicide with a different mode of action; maximum season use rate for field, seed or popcorn is 1100 ml per acre and sweet corn is 1400 ml per acre.

Pre-harvest Intervals: Canola – 28 days, Dry legumes and soybeans – 14 days, Cereal grains – 45 days, (7 days for forage, 14 days for hay), Corn – 7 days. **Rainfall:** Rainfast 30 minutes after application. **Re-cropping:** Crops that are on the product label may be re-planted immediately after harvest. All other crops – 10 months following last application of picoxystrobin. **Re-entry:** Do not re-enter treated areas within 12 hours of application.

Environmental Precautions

Observe prescribed buffer zones. Minimize off-target drift to reduce the effects on beneficial insects at the field boundary. Do not apply to areas prone to runoff, and delay spraying if heavy rainfall is forecast.

Toxicity

Acute oral LD₅₀ (rats) = > 5,000 mg/kg. Acute dermal LD₅₀ (rats) = > 2,000 mg/kg.

Storage

Store product in original container only, away from other pesticides, fertilizer, food or feed.

Acrobat 50 WP

Group 40

Formulation

Product	Company	Active ingredient	Formulation	Container size
Acrobat 50 WP (PCP# 27700)	BASF Canada	Dimethomorph: 50 %	Wettable powder	1.82 kg

Crops, Diseases Controlled, Rates and Staging

Crop	Diseases	Rate per acre	Staging
Potatoes	Late blight (<i>Phytophthora infestans</i>) and reduction of late blight tuber rot	182 g	Make the first application when disease threatens or when first visible signs of disease occur within the field or nearby. Apply every 5 - 7 days under high disease pressure or every 7 - 10 days under low disease pressure.

Registered Tank Mixes

Do not apply Acrobat alone. Apply Acrobat 50 WP in a tank mix with Polyram DF or Dithane Rainshield™ or Bravo 500 at the recommended product label rate. Refer to the respective tank-mix partner labeling for additional recommendations, restrictions and precautions. Follow the most restrictive application directions for each of the tank mix partners with respect to the maximum number of applications, application timing and pre-harvest intervals.

Application Information

How to Apply: Ground and aerial application. **Water Volume:** Ground: 80 L/acre. Aerial: 20 L/acre minimum.

Application Tips

It is recommended to apply Acrobat 50 WP in alternation with a fungicide having a different mode of action. Under high level of late blight infection, apply this product after topkill to reduce tuber blight.

How it Works

Acrobat 50 WP has protectant, systemic and anti-sporulant activity. Dimethomorph penetrates the plant and moves upward to protect the leaves and stems.

Restrictions

Rainfall: Do not apply if rain is expected within 2 to 3 hours of spraying and apply to dry foliage. **Pre-harvest Intervals:** Do not apply Acrobat 50 WP within 4 days of harvest. **Maximum Allowable Applications:** Do not apply more than 3 applications per season. **Re-cropping:** Do not plant a new crop in the treated area within 120 days of the last application.

Environmental Precautions

Acrobat tank-mix combinations are toxic to fish and other aquatic organisms. Do not apply within 100 m of streams, ponds, rivers and lakes when applying by air and within 50 m when applying by ground. **Runoff:** To reduce runoff from treated areas into aquatic habitats, avoid application to areas with a moderate to steep slope, compacted soil, or clay. Avoid application when heavy rain is forecast. Contamination of aquatic areas as a result of runoff may be reduced by including a vegetative strip between the treated area and the edge of the water body.

Toxicity

Acute oral LD₅₀ (male rats) = 2,939 mg/kg. Acute dermal LD₅₀ (rats) = > 2,000 mg/kg.

Storage

Store under cool and dry conditions in secure, well ventilated buildings.

Allegro 500 F

Group 29

Formulation

Product	Company	Active ingredient	Formulation	Container size
Allegro 500 F (PCP# 27517)	Syngenta	Fluazinam: 40.0%	Liquid	10 L

Crops, Diseases Controlled, Rates and Staging

Crops	Diseases	Rate per acre	Staging and specific comments
Dry shelled beans ¹	White mold (<i>Sclerotinia sclerotiorum</i>)	0.24 - 0.4 L	Begin application when plants are at early to mid bloom (10 to 50% bloom), and make one more application 7 - 10 days later. Under conditions favorable for severe disease development, use the higher rate.
Potato	Late blight (<i>Phytophthora infestans</i>)	0.16 L	Begin applications when the plants are 15 to 20 cm tall or when conditions favour disease development. Repeat application at intervals of 7 to 10 days. Do not apply more than the maximum seasonal use rate of 1.6 L per acre during each growing season. Do not make more than 3 sequential applications per season before alternating to a fungicide with a different mode of action.
Potato	White mold (<i>Sclerotinia sclerotiorum</i>)	0.16 - 0.24 L	Begin applications at full bloom. Repeat applications at 7 - 10 day intervals. When white mould pressure is low to moderate, use 160 ml/acre. When conditions favour moderate to high white mould pressure, increase the rate to 240 ml/acre. Do not make more than three sequential applications.
Soybean	White mold (<i>Sclerotinia sclerotiorum</i>)	0.35 - 0.47 L	Begin application at the R1 (early bloom) to R2 (full bloom) stage. If necessary apply again 10 - 14 days later at early pod formation (R3). When disease pressure is low use 0.36 L per acre rate. For conditions favouring moderate or high disease pressure use 0.47 L/acre. Do not apply after the R3 stage. Do not exceed 2 applications per year.

¹ Registered under User Requested Minor Use Label Expansion program.

Registered Tank Mixes

None registered.

Application Information

How to Apply: Ground application only. Do not apply by air. **Water Volume:** Ground: 80 - 240 L/acre.

Application Tips

Optimum disease control is achieved when timing of application is based on environmental factors that favour disease development. For potatoes, do not exceed 10 applications each growing season. For edible beans and soybeans, do not exceed 2 applications each growing season.

How It Works

Fluazinam is a pyridinamine fungicide with protective (contact) activity.

Restrictions:

Pre-harvest Intervals: Dry shelled beans - 30 days, potatoes - 14 days, soybeans - do not apply after the R3 stage.

Allegro 500 F (cont'd)

Re-cropping: Areas treated with Allegro 500 F may be replanted with potatoes and dry shelled beans as soon as practical after the last application. Other root crops and leafy vegetables can be planted 30 days after the last application. All other crops can be planted 70 days after the last application. **Re-entry:** Do not enter treated areas during the restricted re-entry interval of 24 hours.

Environmental Precautions

Allegro is toxic to aquatic organisms, non-target terrestrial plants and wild mammals. Observe buffer zones specified on the product label.

Toxicity

Acute oral LD₅₀ (rats) = >5,000 mg/kg. Acute dermal LD₅₀ (rats) = > 2,000 mg/kg.

Storage

Heated storage required. Store in a dry storage area separate from feed, fertilizer or food.

Astound

Group 9, 12

Formulation

Product	Company	Active ingredient	Formulation	Container size
Astound (PCP# 29648)	Syngenta	Cyprodinil: 37.5% Fludioxonil: 25.0%	Wettable granule	6.28 kg

Crops, Diseases Controlled, Rates and Staging

Crops	Diseases	Rate per acre	Staging and specific comments
Canola	Sclerotinia stem rot (<i>Sclerotinia sclerotiorum</i>)	314 - 395 g	Apply at 20 - 50% bloom stage. Use higher rate under conditions of high disease pressure.

Registered Tank Mixes

Matador 120EC at 34 ml/acre.

Application Information

How to Apply: Apply with ground equipment or by air. **Water Volume:** Ground: minimum of 80 L/acre. Air: minimum of 18 L/acre.

Application Tips

Ensure product is slowly added to spray tank/chemical handler. Higher water volumes will ensure product is completely dissolved and provide thorough coverage of the plant to achieve optimum disease control. If pump or nozzle screens must be used, ensure they are 50 mesh or coarser. Do not apply more than 2 consecutive applications of Astound fungicide or other fungicides in the same group in a season.

How It Works

Astound works systemically and on contact to provide both preventative and curative protection from sclerotinia.

Restrictions

Rainfall: Product may be applied within 2 hours of rain. **Pre-harvest Interval:** Do not apply within 35 days of harvest. **Re-cropping Restrictions:** Do not plant any other crop for a period of 30 days after harvest or crop failure unless Astound is registered for that use.

Environmental Precautions

Astound is toxic to aquatic organisms. Observe buffer zones specified on the label. Do not contaminate irrigation or drinking water supplies or aquatic habitats when cleaning equipment or disposing of wastes. Do not apply this product through any type of irrigation system.

Toxicity

Acute oral LD₅₀ (male rats) > 5,000 mg/kg. Acute dermal LD₅₀ (rabbit) > 2000 mg/kg.

Storage

Heated storage not required. Store in a cool, dry storage area separate from feed, fertilizer or food.

Bravo 500/Bravo ZN/Echo 720/Echo 90 DF

Group M

Formulation

Product	Company	Active ingredient	Formulation	Container size
Bravo 500 (PCP# 15723)	Syngenta	Chlorothalonil: 500 g/L	Suspension	10 L, 450 L
Bravo ZN (PCP# 28900)	Syngenta	Chlorothalonil: 500 g/L	Suspension	10 L, 450 L
Echo 720 (PCP# 29355)	Sipcam Agro/UAP Canada	Chlorothalonil: 720 g/L	Suspension	9.46 L, 450 L, 984 L
Echo 90 DF (PCP# 29356)	Sipcam Agro/UAP Canada	Chlorothalonil: 90%	Dry flowable	10 kg

Crops, Diseases Controlled, Rates and Staging

Crops	Diseases controlled	Rate per acre				Staging and specific comments
		Bravo ZN	Bravo 500	Echo 720	Echo 90DF	
Corn (sweet)	Common rust (<i>Puccinia sorghi</i>)	1.29 L	1.29 L	0.90 L	0.73 kg	Apply when symptoms are first noticed and repeat again 10 - 14 days later. Do not make more than 2 applications per season.
Chickpea	Ascochyta blight (<i>Ascochyta rabiei</i>)	1.2 - 1.6 L in first application and 0.8 - 1.2 L in subsequent applications	1.2 - 1.6 L in first application and 0.8 - 1.2 L in subsequent applications	0.85 - 1.13 L for first application and 0.56 - 0.85 L in subsequent application	0.68 - 0.89 kg for first application and 0.44 - 0.69 kg in all other applications	Make first application at very early flowering and remaining applications at 10-day intervals. Do not make more than 3 applications per season.
Dry peas	Ascochyta blight (<i>Mycosphaella pinodes</i>)	0.8 - 1.2 L	0.8 - 1.2 L	0.56 - 0.85 L	0.44 - 0.69 kg	Apply beginning at early flowering. Make a second application at early pod set, approximately 10 days later. Always apply the higher rate when conditions are favourable for disease. If conditions remain favourable for disease, a third application should be made 10 to 14 days later during pod filling. Do not make more than 3 applications per season.

Bravo 500/Bravo ZN/Echo 720/Echo 90 DF (cont'd)

Crops	Diseases controlled	Rate per acre				Staging and specific comments
		Bravo ZN	Bravo 500	Echo 720	Echo 90DF	
Lentil	Ascochyta blight (<i>Ascochyta lentis</i>) Anthracnose (<i>Colletotrichum truncatum</i>)	0.8 - 1.6 L	0.8 - 1.6 L	0.56 - 1.13 L	0.44 - 0.89 kg	Apply beginning at pre-flowering prior to row closure; make a second application 10 to 14 days later (during bloom period). Do not make more than 2 applications per season.
Potato	Late blight (<i>Phytophthora infestans</i>)	0.48 - 1.0 L	0.48 - 1.0 L	0.32 - 0.69 L	0.28 - 0.52 kg	Begin applications when plants are 15 - 20 cm high, or when disease threatens. Repeat applications as necessary to maintain disease control. Under severe disease conditions, use the higher rates at 7-day intervals.
	Early blight, (<i>Alternaria solani</i>), botrytis vine rot (<i>Botrytis cinerea</i>)	0.64 - 1.0 L (early blight only)	0.64 - 1.0 L	0.45 L	0.36 - 0.52 kg	
Wheat	Septoria leafspot, septoria glume blotch (<i>Septoria</i> sp.) and tan spot (<i>Pyrenophora tritici-repentis</i>)	0.6 - 1.0 L	0.6 - 1.0 L	0.4 - 0.69 L	0.32 - 0.56 kg	Apply at flag leaf emergence and repeat 10 - 14 days later when head is visible. A third application, at full head emergence may be necessary if conditions favour disease spread. Do not make more than 3 applications per season.
	Fusarium head blight (scab) (suppression) (<i>Fusarium</i> sp.)	0.8 - 1.0 L	0.8 - 1.0 L	0.56 - 0.69 L	0.44 - 0.56 kg	Apply at early flowering. For best results make application prior to conditions that favour infection (before flowering has started in the majority of tillers and wet weather is due). Do not make more than 3 applications per season.

*NR = Not registered.

Registered Tank Mixes

For Bravo 500 only.

Product	Tank-mix partner	Tank-mix rate	Additional diseases controlled	Additional diseases suppressed	Specific comments
In potatoes only					
Bravo 500	Quadris Flowable	Bravo 500 at 0.8 L/acre PLUS Quadris Flowable at 0.202 L/acre	Early blight (<i>Alternaria solani</i>)		Apply on a 7 to 14 day interval, starting prior to disease development. Do not exceed more than 3 applications per season. Do not apply to potato plants later than 2 days before harvest.
Bravo 500 or Bravo ZN	Ridomil Gold 480EC or Ridomil Gold 480SL	Bravo 500/Bravo ZN at 0.8 L/acre PLUS Ridomil Gold at 0.08 L/acre	Late blight (<i>Phytophthora infestans</i>), early blight (<i>Alternaria solani</i>), botrytis vine rot (<i>Botrytis cinerea</i>)	Pythium leak (<i>Phythium</i> spp.) and Pink rot (<i>Phytophthora erythroseptica</i>)	Apply at 14 day intervals, starting prior to disease development. Apply a registered contact fungicide at 7 day intervals after the application of this tank-mix. Do not exceed 3 applications per season. Pre-harvest interval: 14 days.

Application Information

How to Apply: Ground and aerial application. **Water Volume:** Ground: 90 - 650 L/acre for diluted sprays and 20 - 40 L/acre for concentrated sprays. Aerial: 20-40 L/acre.

Application Tips

Thorough coverage is essential for disease control.

How it Works

Chlorothalonil is a multi-site preventative fungicide that begins to work on contact to protect plant foliage from disease infection.

Restrictions

Rainfall: Bravo 500, Bravo ZN, Echo 720 and Echo 90DF are rainfast once the spray solution has dried on the plant surface approximately 30 minutes. **Pre-harvest Intervals (days):** Sweet corn (14), lentils (48), field peas (32), potatoes (1), wheat (30). Chickpeas: Bravo 500, Bravo ZN: 14 days; Echo 720, Echo 9DF: 48 days. **Grazing:** Do not feed the hay from treated crop to livestock. Do not allow grazing of treated crop. **Re-entry:** Do not re-enter treated areas within 48 hours.

Environmental Precautions

Bravo 500 and Bravo ZN are toxic to fish, aquatic invertebrates and marine/estuarine organisms. Runoff from treated areas may be hazardous to aquatic organisms in neighbouring areas. Do not apply directly to water. Do not apply where runoff is likely to occur. Do not apply when weather conditions favour drift from areas being treated. Observe a buffer zone of 100 metres for aerial applications and 15 metres for ground applications to protect aquatic habitats.

Toxicity

Acute oral LD₅₀ (rats) = 4,200 mg/kg. Acute dermal LD₅₀ (rats) = > 20,000 mg/kg.

Storage

Heated storage not required. Store in a cool, dry place away from feed or food.

Cabrio Plus

Group 11, M

Formulation

Product	Company	Active ingredient	Formulation	Container size
Cabrio Plus (PCP# 30395)	BASF Canada	Pyraclostrobin: 5% Metiram: 55%	Water dispersable granular	20 kg

Crops, Diseases, Timing, and Application Information

Crops	Diseases	Rate per acre	Timing and specific comments
Potatoes	Early blight (<i>Alternaria solani</i>)	0.92 - 1.36 kg	Begin applications prior to row closure or when disease threatens (whichever comes first). For early blight apply on a 7 - 14 day interval; for late blight apply on a 7 - 10 day interval. Do not make more than one application of Cabrio Plus before alternating to a fungicide with a different mode of action. Do not exceed 3 applications per season.
	Late blight (<i>Phytophthora infestans</i>)	0.92 - 1.36 kg	

Application Information

How to Apply: Ground and aerial application. **Water Volume:** Ground: 80 L/acre minimum. Aerial: 20 L/acre minimum.

Cabrio Plus (cont'd)**How It Works**

Pyraclostrobin is a respiration inhibitor and has protective and curative action. Metiram is a broad spectrum fungicide with protective action.

Restrictions

Grazing: Crop can be grazed or fed to livestock. **Pre-harvest Intervals:** 3 days. **Re-entry:** Do not re-enter treated areas for 12 hours. **Re-cropping:** Crops listed on the Cabrio Plus label may be planted immediately following the last application. All other crops can be planted 14 days after last application.

Environmental Precautions

This product is toxic to aquatic organisms, non-target terrestrial plants and small mammals. Observe buffer zones specified on the label. **Runoff:** To reduce runoff from treated areas into aquatic habitats, avoid application to areas with a moderate to steep slope, compacted soil or clay. Avoid application when heavy rain is forecast.

Toxicity

Ingestion: Acute oral LD₅₀ (rats) = > 500 - < 2000 mg/kg. **Dermal:** Acute dermal LD₅₀ (rats) = > 2,000 mg/kg.

Storage

Store in a cool, dry, locked, well-ventilated area without a floor drain.

Caramba

Group 3

Formulation

Product	Company	Active ingredient	Formulation	Container size
Caramba (PCP# 29767)	BASF Canada	Metconazole: 90 g/L	Emulsifiable concentrate	8.1 L jug, 128 L shuttle 400 L tote

Crops, Diseases Controlled, Rates and Staging

Crops	Diseases	Rate per acre	Staging and specific comments
Wheat (including winter and durum)	Leaf rust, (<i>Puccinia triticina</i>) tan spot (<i>Pyrenophora tritici-repentis</i>), septoria leaf spot (<i>Septoria</i> sp.), suppression of spot blotch (<i>Cochliobolus sativus</i>)	202 - 283 mL	Prior to disease development or at onset of disease.
	All disease listed on low rate and suppression of fusarium head blight (<i>Fusarium</i> sp.)	405 mL	For optimal suppression, apply Caramba within the time period when at least 75% of the heads on the main stem are fully emerged to when 50% of the heads on the main stem are in flower.
Barley	Net blotch, (<i>Pyrenophora teres</i>), scald (<i>Rhynchosporium secalis</i>), leaf rust (<i>Puccinia triticina</i>), suppression of spot blotch (<i>Cochliobolus sativus</i>)	202 - 283 mL	Apply prior to disease development or at onset of disease.
	All diseases listed on low rate and suppression of fusarium head blight (<i>Fusarium</i> sp.)	405 mL	Apply between full head emergence and up to 3 days after full emergence of main stem heads.

Crops	Diseases	Rate per acre	Staging and specific comments
Oats	Crown rust, (<i>Puccinia coronata</i>), septoria leaf blotch (<i>Septoria avenae</i>)	202 - 283 mL	Apply prior to disease development or at onset of disease.
	All diseases listed on low rate and suppression of fusarium head blight (<i>Fusarium</i> sp.)	405 mL	For optimal suppression, apply Caramba within the time period when at least 75% of the heads on the main stem are fully emerged to when 50% of the heads on the main stem are in flower.
Rye	Leaf rust (<i>Puccinia recondita</i>)	202 - 283 mL	Apply prior to disease development or at onset of disease.
	Suppression of fusarium head blight (<i>Fusarium</i> sp.)	405 mL	For optimal suppression, apply Caramba within the time period when at least 75% of the heads on the main stem are fully emerged to when 50% of the heads on the main stem are in flower.
Triticale	Leaf rust (<i>Puccinia triticina</i>), tan spot (<i>Pyrenophora tritici-repentis</i>), septoria leaf spot (<i>Septoria</i> sp.), spot blotch (<i>Cochliobolus sativus</i>)	202 - 283 mL	Apply prior to disease development or at onset of disease.
Soybeans	Asian soybean rust (<i>Phakospora pachyrhizi</i>)	283 mL	Initial application between early flowering and pod set or prior to disease development.
Sugar beets	Cercospora leaf spot (<i>Cercospora beticola</i>)	405 - 506 mL	Apply prior to disease development or at onset of disease.

Registered Tank Mixes

None registered.

Application Information

How to Apply: Ground and aerial application. **Water Volume:** Ground: 40 L/acre. Aerial: 20 L/acre.

Application Tips

Leaf diseases: Thorough coverage is essential to protect target plants from disease development. **Fusarium Head Blight:** Timing of application is critical for optimum suppression of Fusarium head blight.

How It Works

The active ingredient metconazole is a broad spectrum sterol biosynthesis inhibitor fungicide. Caramba is best utilized as a preventative application when environmental conditions are favourable for disease development.

Restrictions

Pre-harvest Intervals: Wheat, barley, oats and rye: 30 days; soybeans: 30 days and sugar beets 14 days.

Re-cropping: A plant-back interval of 35 days is required for all crops not listed on the label.

Re-entry: After application, a re-entry interval of 5 days exists for wheat, barley and oats; 4 days for soybean; 9 days for sugar beets. **Rainfall:** Rainfast in 1 hour. Avoid application if heavy rain is forecast. **Grazing:** All crops can be grazed or fed to livestock.

Environmental Precautions

Toxic to aquatic organisms, non-target terrestrial plants and small wild animals. Avoid runoff from treated areas into aquatic areas.

Toxicity

Acute oral LD₅₀ (female rats) = 2102 mg/kg. Acute dermal LD₅₀ (rats) = > 4,000 mg/kg.

Storage

Store in original container. Protect from freezing.

Contans WG

Bio fungicide

Formulation

Product	Company	Active ingredient	Formulation	Container size
Contans WG (PCP# 29066)	Distributed by UAP Canada	Coniothyrium minitans 1 x 10 ⁹ CFU/g	Water dispersable granules	20 kg

Crops, Diseases Controlled, Rates and Timing

Crops	Diseases suppressed/controlled	Rate per acre	Timing and specific comments
Pre-plant In soils where canola, sunflower, dry edible bean or lentil will be planted (fields have a history of white mould)	All susceptible crops	0.8 kg	Apply to soil prior to planting spring crop; at least 3 months before the typical onset of sclerotinia stem rot. Product must be incorporated in the top 5 cm of the soil. The product should be incorporated within 1 week of application.
		0.4 kg	Apply to soil prior to planting a non-susceptible crop. Incorporate product within 1 week of application. Product should be incorporated in the top 5 cm of the soil.
Post-harvest On harvest residues (fields have a history of white mould)	Susceptible crop to be grown next spring	0.6 - 0.8 kg	Apply product to crop residues after harvest. Incorporation should occur within 1 week of application. Product should be incorporated in the top 5 cm of the soil.
		0.4 kg	
Maintenance All crops (annual maintenance treatment after initial application)	Non-susceptible crop next spring	0.2 - 0.8 kg	After initial application of Contans, it is recommended to apply a maintenance treatment of 0.2 kg/ac to reduce inoculum levels in the field. Annual maintenance rate will depend on crop type and tillage practices.

Application Information

How to Apply: Ground application only. Do not apply by air. **Water Volume:** 40 L/acre minimum.

Application Tips

Use sufficient water volume to ensure thorough coverage of the soil surface and/or crop residues. After incorporation, treated soils should not be disturbed (e.g. plowed) to avoid bringing untreated sclerotia from lower soil depths to the top soil layer. As part of an overall long term pest management strategy, it is recommended to use other management practices in addition to Contans such as in-crop foliar applications and following proper crop rotations.

Do not tank mix with fungicides or fertilizers. Do not tank mix with acids, alkalis or any product that attacks organic materials. Contact UAP Canada for more information on products that are compatible with Contans.

How it Works

When applied correctly, the active ingredient in Contans WG will destroy sclerotia in the soil before the sclerotia are able to produce fruiting bodies. Regular use of Contans in successive years within a long term management strategy will improve disease control.

Restrictions

Pre-harvest Intervals: Contans WG can be applied up to and including the day of harvest.

Environmental Precautions

Do not apply this product directly to freshwater habitats. Do not contaminate irrigation or drinking water supplies by cleaning of equipment or disposal of wastes.

Toxicity

Acute oral LD₅₀ (rats) > 2,500 mg/kg. Acute dermal LD₅₀ (rats) = > 2,500 mg/kg.

Storage

Store in a dry area in original container. Maximum storage period of one year at temperatures of 4 °C or up to 6 weeks at temperatures between 4 and 15 °C. Please contact UAP Canada for more detailed storage information.

Copper 53 W/Copper Spray/Coppercide WP/ Kocide 2000/Parasol WG

Group M

Formulation

Product	Company	Active ingredient	Formulation	Container size
Copper 53 W (PCP# 09934)	Loveland Products Canada Inc.	Tribasic Copper sulphate: 53%	Wettable powder	10 kg
Copper Spray (PCP# 19146)	Loveland Products Canada Inc.	Copper oxychloride: 50%	Wettable powder	2 - 25 kg
Coppercide WP (PCP# 16047)	Loveland Products Canada Inc.	Copper hydroxide: 50%	Wettable powder	10 kg
Kocide 2000 (PCP# 27348)	Mitsui	Copper hydroxide: 53%	Dry flowable	10 - 25 kg
Parasol WG (PCP# 29063)	Nufarm Agriculture Inc.	Copper hydroxide: 50%	Wettable granules	1 - 20 kg

Crops, Diseases Controlled and Rates

Products	Registered crops	Diseases controlled	Rate per acre	Staging
Copper 53 W	Beans	Anthraxnose (<i>Colletotrichum lindemuthianum</i>), downy mildew, bacterial leaf spot	2.2 kg	Apply as needed to keep the plants covered.
	Potato	Early blight (<i>Alternaria solani</i>), late blight (<i>Phytophthora infestans</i>)	1.5 kg	Apply when plants are 12 to 18 cm high. Repeat at 7 to 10 day intervals.
Copper Spray	Potato	Early blight (<i>Alternaria solani</i>), late blight (<i>Phytophthora infestans</i>)	1.62 kg	Apply when plants are 10 to 20 cm high. Repeat at 7 to 10 day intervals.
Coppercide WP	Beans	Bacterial blight (Halo blight) (<i>Pseudomonas phaseolicola</i>) Common blight (<i>Xanthomonas phaseoli</i>)	0.91 - 1.32 kg	Apply when plants are 15 cm tall. Apply on 7 to 14 day schedule based on local conditions.
	Potato	Early blight (<i>Alternaria solani</i>), late blight (<i>Phytophthora infestans</i>)	0.45 - 0.91 kg (Coppercide) + 0.7 - 0.91 kg (Mancozeb)	Apply at 7 to 10 day intervals starting when plants are 15 cm high until harvest.
			1.38 kg with desiccant (at vine kill) 1.38 kg (after vine kill)	Prior to harvest

Copper 53 W/CopperSpray/Coppercide WP/Kocide 2000/Parasol WG (cont'd)

Products	Registered crops	Diseases controlled	Rate per acre	Staging
Coppercide WP	Sugar beet	Cercospora leaf spot (<i>Cercospora beticola</i>)	0.91 - 1.8 kg	Apply when disease threatens and continue for 4 to 5 applications. Spray at 10 to 14 day intervals.
Kocide 2000	Beans	Bacterial blight Halo blight (<i>Pseudomonas phaseolicola</i>) Common blight (<i>Xanthomonas phaseoli</i>)	0.65 - 0.93 kg	Apply when plants are 15 cm tall.
	Potato	Early blight (<i>Alternaria solani</i>), late blight (<i>Phytophthora infestans</i>)	0.32 - 0.64 kg 0.96 kg (vine kill)	Apply when plants are 15 cm high. Repeat at 7 to 10 day intervals.
Parasol WG	Beans	Bacterial blight Halo blight (<i>Pseudomonas phaseolicola</i>) Common blight (<i>Xanthomonas phaseoli</i>)	0.91 - 1.32 kg	Apply when plants are 15 cm tall. Repeat at 7 to 14 days intervals.
	Potato	Early blight (<i>Alternaria solani</i>), late blight (<i>Phytophthora infestans</i>)	0.45 - 1.01 kg 1.38 kg (vine kill)	Apply when plants are 12 to 18 cm high. Repeat at 7 to 10 day intervals.
	Sugar beet	Cercospora leaf spot (<i>Cercospora beticola</i>)	0.91 - 1.82 kg	Apply when disease threatens and continue for 4 to 5 applications.

Registered Tank Mixes

Kocide 2000: Manzate DF or Manzate Pro-Stick in potato crops. Coppercide WP: Mancozeb

Application Information

How to Apply: Ground application only. Do not apply by air. **Water Volume:** Copper 53 W/Copper Spray - 404 L/acre.

Kocide 2000, Parasol WG - Use sufficient water to obtain adequate spray coverage.

Application Tips

In potatoes, Kocide 2000, Parasol WG and Coppercide WP may be applied with a desiccant at vine kill or alone after vine kill, prior to harvest to reduce the risk of late blight infection.

How it Works

Copper hydroxide, copper oxychloride and copper sulphate are contact fungicides.

Restrictions

Pre-harvest Intervals: Do not apply to crops within 1 day of harvest.

Environmental Precautions

Copper-based fungicides are toxic to fish and other aquatic organisms. Keep out of any body of water; fish may be killed.

Toxicity

Copper hydroxide: Acute oral LD₅₀ (rats) = 943 - 2,000 mg/kg.

Copper oxychloride: Acute oral LD₅₀ (rats) = 1,600 mg/kg. Copper sulphate: Acute oral LD₅₀ (rats) = 1,000 mg/kg.

Storage

Store in a cool, dry, ventilated place, away from feeds and foods.

Curzate 60 DF

Group U

Formulation

Product	Company	Active ingredient	Formulation	Container size
Curzate 60 DF (PCP# 26284)	E.I. duPont Canada	Cymoxanil: 60%	Dry Flowable	1.8 kg

Crops, Diseases Controlled and Rates

Crops	Diseases controlled	Rate	Staging and specific comments
Potatoes	Late blight (<i>Phytophthora infestans</i>)	Curzate: 0.09 kg/acre Plus Manzate DF 0.55 - 0.65 kg/acre	Initial applications should start when local conditions indicate that late blight is imminent. Make additional applications at 5 - 7 day intervals, however, at least 20 days must pass between a 2nd and 3rd application. Apply no more than 4 applications per crop. Use higher rate of Manzate DF under conditions of high disease pressure. Do not apply Curzate 60 DF fungicide to more than 370 acres per day.

Registered Tank Mixes

Manzate 200 DF.

Application Information

How to Apply: Ground application only. Do not apply by air. **Water Volume:** Ground: 80 - 400 L/acre.

Application Tips

Caution: Use Curzate 60 DF only in a tank mix with Manzate DF. Do not use Curzate 60 DF alone.

Do not apply to a potato crop that is suffering from stress as a result of drought, water saturation, low temperatures, insect infestations, nutrient deficiency or any other factors contributing to a reduction in crop growth.

How it Works

The active ingredient cymoxanil in Curzate 60 DF is a highly active, locally systemic fungicide recommended for the control of late blight on potatoes. It works as a preventative, curative and inhibitive (against sporulation) product. Curzate offers a unique feature for late blight management called “kick-back” activity. It controls infections that have already attacked the crop but are not yet visible.

Restrictions

Rainfall: Curzate is rainfast within 2 hours after application. **Pre-harvest Intervals:** Do not harvest within 8 days of treatment. **Re-entry:** Do not re-enter treated area within 24 hours.

Environmental Precautions

Overspray or drift to sensitive habitats must be avoided. A buffer zone of 50 metres is required between the downwind point of direct application and the closest edge of sensitive aquatic habitats. Do not contaminate sensitive habitats when cleaning and rinsing spray equipment and containers. Do not mix, load or apply within 15 metres of all wells. **Runoff:** Do not apply product during periods of intense rainfall or to soils saturated with water. Do not apply directly to standing or running water. Do not apply in areas where surface water from treatment site can run off to adjacent cropland, either planted or to be planted, or into streams, irrigation waters or wells. Do not contaminate any body of water, including irrigation water.

Toxicity

Acute oral LD₅₀ (rats) = 433 mg/kg. Acute dermal LD₅₀ (rats) = > 2,000 mg/kg.

Storage

Store product in original container in a secure, dry area away from food or feed.

Delaro 325 SC

Group 3, 11

Formulation

Product	Company	Active ingredient	Formulation	Container size
Delaro 325 SC (PCP# 31435)	Bayer CropScience	Prothioconazole: 175 g/L Trifloxystrobin: 150 g/L	Suspension concentrate	7.1 L

Crops, Diseases Controlled and Rates

Crops	Diseases	Rate	Staging and specific comments
Dry peas	Mycosphaerella blight (<i>Mycosphaerella pinodes</i>), ascochyta blight (<i>Ascochyta pisi</i>), white mold (<i>Sclerotinia sclerotiorum</i>), grey mold (<i>Botrytis cinerea</i>)	356 mL	Begin fungicide applications at first sign of disease. When disease pressure is high or when agronomic or weather conditions are conducive to disease development, make a second application 10 to 14 days later. Use shorter intervals for best protection.
Chickpeas	Ascochyta blight (<i>Ascochyta rabiei</i>), white mold (<i>Sclerotinia sclerotiorum</i>), grey mold, (<i>Botrytis cinerea</i>)		
Lentils	Ascochyta blight (<i>Ascochyta lentis</i>), white mold (<i>Sclerotinia sclerotiorum</i>), grey mold (<i>Botrytis cinerea</i>), anthracnose (<i>Colletotrichum truncatum</i>)		
Soy beans	Asian soybean rust (<i>Phakopsora pachyrhizi</i>), frog eye leaf spot (<i>Cercospora sojina</i>), brown spot (<i>Septoria glycines</i>), charcoal rot (suppression) (<i>Macrophomina phaseolina</i>), phomopsis stem blight (<i>Phomopsis-longicolla</i>), white mold (suppression) (<i>Sclerotinia sclerotiorum</i>)	228 mL	Begin fungicide applications preventatively or at the first signs of disease from early flowering (R1) to complete pod fill (R5). When disease pressure is high or when agronomic or weather conditions are conducive to disease development, make a second application 10 to 14 days later. The use of a non-ionic surfactant at 0.125%v/v may be used.

Registered Tank Mixes

None registered.

Application Information

How to Apply: Ground and aerial application. **Water Volume:** Ground: 40 L/acre minimum. Aerial: 20 L/acre minimum.

Application Tips

Use sufficient water volume and spray pressure to provide thorough, uniform coverage for optimum disease control. Do not apply more than 2 applications of Delaro 325 SC fungicide per season. Alternate with a fungicide with a different mode of action registered for the same use(s) after each application. If an alternative fungicide is not registered for the use, only one application should be applied.

How it Works

Delaro 325 SC is a broad spectrum systemic fungicide for the control and suppression of certain crop diseases.

Restrictions

Pre-harvest Intervals: Do not apply within 30 days of harvest for dry peas, chickpeas and lentils. Do not apply within 20 days of harvest for soybeans. **Grazing:** Do not apply within 7 days of cutting or swathing of dry peas, chickpeas or lentils. **Re-entry:** Do not re-enter treated fields until 24 hours post-application. **Re-cropping:** Treated areas may be replanted with any crop specified on this label, including corn, cereals and sugarbeet, as soon as practical after the last application. For crops not listed on this label, do not plant back within 30 days of last application.

Environmental Precautions

Delaro 325 SC is toxic to aquatic organisms and non-target terrestrial plants. Observe buffer zones specified in the label. Do not apply directly to water or to areas where surface water is present. Do not contaminate water when disposing of equipment washwaters.

Toxicity

Acute oral LD₅₀ (rats) = > 5,000 mg/kg. Acute dermal LD₅₀ (rats) = > 4,000 mg/kg.

Storage

Store in original container. Do not store at temperatures below freezing. If stored for 1 year or longer, shake well before using.

Dithane Rainshield™/Manzate 200/ Manzate 75DF/Manzate Pro-stick/ Penncozeb 75DF Raincoat/Penncozeb 80WP

Group M

Formulation

Product	Company	Active ingredient	Formulation	Container size
Dithane Rainshield™ (PCP# 29221)	Dow AgroSciences	Mancozeb: 75%	Dry flowable	20 kg bag
Manzate 200 (PCP# 10526)	United Phosphorus Inc.	Mancozeb: 80%	Wettable Powder	
Manzate DF (PCP# 21057)		Mancozeb: 75%	Dry Flowable	
Manzate Pro-stick (PCP# 28217)		Mancozeb: 75%	Dry Flowable	
Penncozeb75 DF Raincoat (PCP# 30241)		Mancozeb: 75%	Dry Flowable	
Penncozeb 80 WP (PCP# 25396)		Mancozeb: 80%	Wettable Powder	

Crops, Diseases Controlled, Rates and Staging

Crops	Diseases controlled	Rate	Staging and specific comments
Alfalfa (for seed) (Dithane Rainshield™, Manzate 75DF, Manzate Pro-stick, Penncozeb 75DF Raincoat only)	Leaf spot and stem spot disease (<i>Pseudopeziza medicaginis</i>)	0.59 kg/acre	Apply prior to 50% bloom. Maximum of 3 applications per year.

**Dithane Rainshield™/Manzate 200/Manzate 75DF/Manzate Pro-stick/
Penncozeb 75DF Raincoat/Penncozeb 80WP (cont'd)**

Crops	Diseases controlled	Rate	Staging and specific comments
Lentils (Dithane Rainshield™, Manzate DF, Manzate Pro-stick, Penncozeb 75DF Raincoat only)	Anthrachnose (<i>Colletotrichum truncatum</i>), ascochyta blight (<i>Ascochyta</i> sp.)	0.91 kg/acre	Apply the first application before flower when bud formation is evident. A second application should be applied 10 - 12 days after the initial application, but before rows close in to form a dense canopy. If conditions for disease persist, a third application may be applied 10 - 14 days later. Do not make more than 3 applications during the growing season.
Potatoes (All mancozeb-based products except Manzate 200)	Early blight (<i>Alternaria solani</i>), late blight (<i>Phytophthora infestans</i>)	0.44 - 0.91 kg/acre	Apply when plants are 10 - 15 cm tall; repeat at 7 - 10 day intervals.
Potatoes (Manzate 200 only)		1 kg per 100 kg of seed	Apply to thoroughly coat the surface of whole or cut seed pieces. If treated whole seed is cut, make a second application to protect the cut surface.
Sugar beet (Dithane Rainshield™, Manzate DF, Manzate Pro-Stick, Penncozeb 75 DF Raincoat, Penncozeb 80 WP only)	Cercospora leaf spot (<i>Cercospora beticola</i>)	0.91 kg/acre	Apply when disease first threatens and repeat at 7 - 10 day intervals.
Wheat (All mancozeb-based products)	Leaf rust (<i>Puccinia recondita</i>), septoria leaf blotch (<i>Septoria</i> sp.), tan spot (<i>Pyrenophora tritici-repentis</i>)	Early spray: 0.45 kg/acre Late spray: 0.91 kg/acre	An early application can be made when the crop is in the 3 leaf to tillering stage and/or a late application can be made when the head is fully emerged but prior to flowering. Do not make more than 2 applications during the growing season.

Registered Tank Mixes

Tank-mix partner	Tank-mix rate	Diseases controlled	Specific comments
Potatoes			
Kocide 2000	Manzate Pro-stick or Manzate DF at 0.44 - 0.91 kg/acre PLUS Kocide 2000 at 0.32 - 0.64 kg/acre.	Early blight (<i>Alternaria solani</i>), late blight (<i>Phytophthora infestans</i>)	Apply at 7 - 10 days intervals starting when plants are 15 cm high until harvest.
Curzate 60 DF	Manzate Pro-stick or Manzate DF at 0.44 - 0.91 kg/acre PLUS Curzate at 0.09 kg/acre.	Late blight (<i>Phytophthora infestans</i>)	Initial applications should start when local conditions indicate that late blight is imminent. Apply no more than 7 applications per crop.

Application Information

How to Apply: Ground and aerial application. Do not apply to sugar beet by air. **Water Volume:** Utilize sufficient water to obtain thorough coverage. See label for information on water volumes for specific crops.

Application Tips

Do not apply to a potato crop that is suffering from stress as a result of drought, water saturation, low temperatures, insect infestations, nutrient deficiency or any other factors contributing to a reduction in crop growth. Do not apply product during periods of intense rainfall or to soils saturated with water.

How it Works

A contact fungicide.

Restrictions

Grazing: Do not graze the treated crop or cut for hay. Do not use on alfalfa sprout crops for human consumption. Do not use seed crop residue for animal consumption. **Pre-harvest Intervals (Days):** Lentils - 35; potatoes - 1; sugar beet - 21; wheat - 40.

Environmental Precautions

All Mancozeb-based products are toxic to fish. Do not apply when weather conditions favor drift from areas treated. Do not apply directly to water or to areas where surface water is present. Do not contaminate water by disposing of equipment washwater.

Toxicity

Acute oral LD₅₀ (rats) = 5,000 mg/kg. Acute dermal LD₅₀ (rats) = > 2,000 - 5,000 mg/kg.

Storage

Store in a cool, dry, ventilated place away from fire and sparks.

Folicur 250 EW/Palliser/Fuse

Group 3

Formulation

Product	Company	Active ingredient	Formulation	Container size
Folicur 250 EW (PCP# 29820)	Bayer CropScience	Tebuconazole: 250 g/L	Emulsion in water	8.1 L
Palliser (PCP# 30491)	Loveland Canada Products Inc.	Tebuconazole: 432 g/L	Suspension	4.73 - 200 L
Fuse (PCP# 30492)	Syngenta	Tebuconazole: 432 g/L	Suspension	4.73 L

Crops, Diseases Controlled, Rates and Staging

Crops	Diseases	Rate per acre		Staging
		Folicur 250 EW	Palliser/Fuse	
Wheat	Suppression of fusarium head blight (<i>Fusarium graminearum</i>), control of septoria glume blotch (<i>Stagnospora nodorum</i>)	202 mL	118 mL	Timing of application is critical. Apply within the time period from when at least 75% of the wheat heads on the main stem are fully emerged to when 50% of the heads on the main stem are in flower.
	Rusts (leaf, stem and stripe) (<i>Puccinia triticina</i> , <i>P. graminis</i> , <i>P. striiformis</i>), septoria (leaf blotch) (<i>Septoria tritici</i>), tan spot (<i>Pyrenophora tritici-repnetis</i>)	153 - 202 mL	89 - 118 mL	Apply to leaf foliage at the first sign or very early stage of disease, especially if weather conditions are conducive to disease development, up to the end of the flowering stage.
	Powdery mildew (<i>Erysiphe graminis</i>)	202 mL	118 mL	
Barley	Net blotch (<i>Pyrenophora teres</i>), spot blotch (<i>Cochliobolus sativus</i>), scald (<i>Rhynchosporium secalis</i>), rusts (leaf, stem and stripe), septoria leaf blotch (<i>Septoria passerinii</i>), powdery mildew (<i>Erysiphe graminis</i>)	153 - 202 mL	89 - 118 mL	Apply at the very early stage of disease development. Use the higher rate when weather conditions are conducive to heavy disease development.
Oats	Crown rust (<i>Puccinia coronata</i>), stem rust (<i>Puccinia graminis</i>)	153 mL	89 mL	Apply at the very early stage of disease development
Soybeans	Asian soybean rust (<i>Phakopsora pachyrhizi</i>), frog-eye leaf spot (<i>Cercospora sojae</i>), powdery mildew (<i>Microspora diffusa</i>)	153 - 202 mL	NR*	Apply when the first symptoms of disease can be found or when the risk of infection is imminent.

* Not registered.

Folicur 250 EW/Palliser/Fuse (cont'd)**Registered Tank Mixes**

Folicur 250 EW/Palliser/Fuse can be tank-mixed with certain pesticides for control of early season leaf diseases, weeds and insects. Refer to label for registered herbicide products.

Application Information

How to Apply: Ground and aerial application. **Water Volume:** Ground: 40 L/acre minimum. Aerial: 20 L/acre.

Application Tips

Spray coverage is essential; ensure thorough coverage of all wheat heads for optimal suppression of Fusarium head blight. Always use a non-ionic surfactant with Palliser and Fuse such as Agral 90 or AgSurf at 0.125% v/v.

How it Works

Tebuconazole is a broad-spectrum fungicide for disease control in cereals with preventative, curative and eradicated properties.

Restrictions

Grazing: Do not allow livestock to graze or feed green forage to livestock prior to 6 days after application. Straw cut after harvest may be fed or used for bedding. **Pre-harvest Intervals:** Do not apply within 36 days of harvest for wheat, barley and oats. Do not apply within 20 days of harvest for soybeans. **Re-entry:** Do not enter treated fields for 12 hours after application. **Maximum Allowable Applications:** A maximum of one application per crop season. **Re-cropping:** Treated areas may be replanted following harvest with any crop listed on the label. Do not replant treated areas for 120 days after last application for crops not listed on the label.

Environmental Precautions

Tebuconazole is toxic to birds, small wild animals, aquatic organisms and non-target plants. Do not apply directly to water or to areas where surface water is present. Runoff is hazardous to aquatic organisms in neighboring areas. Do not contaminate irrigation or drinking water supplies or aquatic habitats by cleaning of equipment or disposal of wastes. Do not apply by ground or air within 30 metres of aquatic areas.

Toxicity

Acute oral LD₅₀ (rats) = 3,710 mg/kg.

Storage

Store in a cool, dry place and prevent cross contamination with other pesticides, fertilizers, food, and feed.

Fontelis

Group 7

Formulation

Product	Company	Active ingredient	Formulation	Container size
Fontelis (PCP# 30331)	E.I. duPont Canada	Penthiopyrad: 200 g/L	Suspension	3.79 L

Crops, Diseases Controlled and Rates

Crops	Diseases controlled	Rate per acre	Staging and specific comments
Alfalfa	Sclerotinia stem rot (<i>Sclerotinia sclerotiorum</i>)	506 - 708 mL	Begin applications prior to disease development and continue on a 7 - 14 day interval. Use higher rate and shorter interval when disease pressure is high.

Registered Tank Mixes

None registered.

Application Information

How to Apply: Ground and aerial application. **Water Volume:** Ground: 45 L/acre. Aerial: 16 L per acre.

Application Tips

Use sufficient water to obtain thorough coverage of plants. Do not apply under periods of dead calm. Avoid application of this product when winds are gusty.

How it Works

The active ingredient penthiopyrad is a carboxamide fungicide with broad spectrum, locally systemic and curative properties recommended for foliar and soil-borne plant diseases.

Restrictions

Rainfall: Rainfast 30 minutes after application. **Grazing:** Do not graze until 14 days after application.

Pre-harvest Intervals: 14 days. **Re-entry:** Do not re-enter treated area until 12 hours after application.

Re-cropping: Crops and crop groups that are on this label and the following list of crops and crop groups may be planted immediately after harvest: Canola, cereal grains crop group (barley, oats, rye, sorghum, wheat; except rice), corn (all types), cotton, legume vegetables crop subgroup (dried shelled pea and bean), soybean, sugarbeet, sunflower, tuberous and corm vegetables and leaves crop subgroup (potato). All other crops cannot be planted until 12 months after the last application of Fontelis. **Maximum Number of Applications:** Do not exceed 2 consecutive applications of this product before switching to a fungicide with a different mode of action.

Maximum seasonal use rate: Alfalfa: 1.42 L/acre.

Environmental Precautions

Toxic to aquatic organisms. Observe buffer zones specified on the label. To reduce runoff from treated areas into aquatic habitats, avoid application to areas with a moderate to steep slope, compacted soil or clay. Avoid application when heavy rain is forecast. Overspray or drift to sensitive habitats must be avoided. A buffer zone is required between the downwind point of direct application and the closest edge of sensitive aquatic habitats. Refer to label for buffer zones.

Toxicity

Acute oral LD₅₀ (rats) = >5,000 mg/kg. Acute dermal LD₅₀ (rats) = > 5,000 mg/kg.

Storage

Store product in original container only, away from other pesticides, fertilizer, food or feed.

Gavel 75 DF

Group M, 22

Formulation

Product	Company	Active ingredient	Formulation	Container size
Gavel (PCP# 26842)	Gowan	Mancozeb: 66.7% Zoxamide: 8.3%	Dry flowable	13.6 kg bag

Crops, Diseases Controlled, Rates and Timing

Crop	Diseases	Rate	Staging
Potatoes	Early blight (<i>Alternaria solani</i>), late blight (<i>Phytophthora infestans</i>)	0.69 kg/acre	Begin applications at the first sign of disease or when blight is reported in the area. Apply every 7 days under low disease pressure and environmental conditions unfavourable for disease development.
		0.90 kg/acre	Apply every 7 days under high disease pressure when either disease is present or environmental conditions favour continued disease development.

Gavel 75 DF (cont'd)**Registered Tank Mixes**

None registered.

Application Information

How to Apply: Ground and aerial application. **Water Volume:** Ground: 90 L/acre. Aerial: 18 to 36 L/acre.

Application Tips

Optimum disease control is achieved when the fungicide is applied in a regularly scheduled preventative spray program. Maximum of 6 applications per season. Under high disease pressure, use higher water volume to provide better crop coverage.

How it Works

The active ingredient zoxamide is a benzimidazole-type fungicide with contact activity. The mancozeb component is a dithiocarbamate fungicide with contact activity.

Restrictions

Pre-harvest Intervals: Do not apply within 3 days of harvest. **Re-cropping:** A 30-day interval is required before planting leafy vegetables and root and tuber vegetables. For all other crops not included on the label, a 140 day interval is required.

Environmental Precautions

Toxic to fish. Drift and runoff from treated areas may be hazardous to aquatic organisms in neighboring areas. For terrestrial uses, do not apply directly to water and to areas where surface water is present. Do not contaminate water when disposing of equipment washwaters or disposing of wastes. See label for details on buffer zone requirements.

Toxicity

Acute oral LD₅₀ (rats) = 5,000 mg/kg. Acute dermal LD₅₀ (rats) = > 5,000 mg/kg.

Storage

Keep away from fire and sparks. Store in a cool, dry, well ventilated area.

Headline EC

Group 11

Formulation

Product	Company	Active ingredient	Formulation	Container size
Headline EC (PCP# 27322)	BASF Canada	Pyraclostrobin: 250 g/L	Emulsifiable concentrate	6.5 L jug, 120 L shuttle, 400 L tote

Crops, Diseases Controlled, Rates and Timing

Crops	Diseases	Rate per acre	Staging
Cereals			
Wheat	Leaf rust (<i>Puccinia recondita</i>), septoria leaf spot (<i>Septoria tritici</i> or <i>Leptosphaeria nodorum</i>), tan spot (<i>Pyrenophora tritici-repentis</i>)	0.12 - 0.24 L	Apply immediately after flag stage. Use the higher rate to obtain extended protection with maximum yield benefits. Apply a second time 10 - 14 days later with a fungicide that contains a different mode of action if disease persists, or weather conditions are favourable for disease development.
	Powdery mildew (<i>Erysiphe graminis f. sp. tritici</i>), spot blotch (<i>Cochliobolus sativus</i>), stripe rust (<i>Puccinia striiformis</i>)	0.16 - 0.24 L	

Crops	Diseases	Rate per acre	Staging	
Barley	Net blotch (<i>Pyrenophora teres</i>)	0.12 - 0.24 L		
	Scald (<i>Rhynchosporium secalis</i>), spot blotch (<i>Cochliobolus sativus</i>), stripe rust (<i>Puccinia striiformis</i>)	0.16 - 0.24 L		
Corn	Common rust (<i>Puccinia sorghi</i>), gray leaf spot (<i>Cercospora zea-maydis</i>)	0.16 - 0.24 L		
Oats	Crown rust (<i>Puccinia coronata</i>)	0.16 - 0.24 L		
Rye	Leaf rust (<i>Puccinia recondita</i>)	0.12 - 0.24 L		
	Powdery mildew (<i>Erysiphe graminis</i>)	0.16 - 0.24 L		
Dried and succulent shelled peas, lentils and beans				
Dry beans (<i>Phaseolus</i> , <i>Vigna</i> and <i>Lupinus</i> spp.)	Anthrachnose (<i>Colletotrichum</i> spp.), mycosphaerella blight (<i>Mycosphaerella</i> spp.), powdery mildew (<i>Erysiphe</i> spp.), rust (<i>Uromyces</i> spp.)	0.16 L		Apply at the beginning of flowering or at the onset of symptoms for the more aggressive diseases (e.g. anthracnose in lentils). Apply a second time 10 - 14 days later with a fungicide that contains a different mode of action if disease persists, or weather conditions are favourable for disease development.
Dry peas (field), faba beans	Mycosphaerella blight (<i>Mycosphaerella</i> spp.), powdery mildew (<i>Erysiphe</i> spp.)	0.16 L		
	Asian soybean rust (<i>Phakopsora pachyrhizi</i>)	0.16 - 0.24 L		
Lentil	Anthrachnose (<i>Colletotrichum truncatum</i>), Ascochyta blight (<i>Ascochyta</i> spp.)	0.16 L		
Succulent beans and peas <i>Phaseolus</i> , <i>Vigna</i> and <i>Pisum</i> spp.)	Ascochyta blight (<i>Ascochyta</i> spp.), Mycosphaerella blight (<i>Mycosphaerella</i> spp.), rust (<i>Uromyces</i> spp.), Asian soybean rust (<i>Phakopsora pachyrhizi</i>)	0.16 - 0.24 L		
Chickpeas				
Chickpea	Ascochyta blight (<i>Ascochyta</i> spp.)	Note: HEADLINE EC must be tank mixed at a rate of 0.16 - 0.24 L/acre with Lance WDG at 0.14 - 0.17 L/acre .		
Flax, soybeans, sugar beets				
Flax	Pasmo (<i>Septorici linicolu</i>)	0.12 - 0.18 L		
Soybeans	Asian soybean rust (<i>phakosporu pachyrlizi</i>), frog eye leaf spot (<i>Cercospora sojina</i>)	0.16 - 0.24 L		
Sugar beets	Cerecospora leaf spot, (<i>Cercospora beticola</i>), powdery mildew (<i>Erysiphe polygoni</i>)	0.27 - 0.36 L		
Grasses, legumes grown for seed				
Bluegrasses, fescues, ryegrasses	Leaf and stem rust (<i>Puccinia recondita</i> ; <i>P. graminis</i>), powdery mildew (suppression) (<i>Erysiphe graminis</i>)	0.16 - 0.27 L	Apply prior to disease development and apply a second time 14-21 days later with a fungicide that contains a different mode of action if disease persists. Use the higher rate and shorter interval when disease pressure is high.	
Alfalfa	Common leaf spot (<i>Pseudopeziza medicagnisis</i>)	0.16 L	Apply at beginning of flowering (10 - 30% bloom) or the onset of disease. Maximum 1 application per year.	

Headline EC (cont'd)

Crops	Diseases	Rate per acre	Staging
Potato			
Potato	Early blight (<i>Alternaria solani</i>) (spray interval 7-14 days)	0.18 - 0.27 L	Apply prior to row closure or when conditions become favorable for the development of disease. Do not make more than 1 application before alternating to an effective fungicide with a different mode of action for at least one application. Do not make more than 3 applications per season.
	Late blight (<i>Phytophthora infestans</i>) (spray interval 5-7 days)	0.18 - 0.27 L	
	Late blight (<i>Phytophthora infestans</i>) (spray interval 7-10 days)	0.18 - 0.27 L	In a tank mix with Bravo 500 or Polyram DF.
Oilseeds			
Rapeseed, canola, canola quality <i>Brassica juncea</i> , mustard (oilseed and condiment)	Black spot (<i>Alternaria brassicae</i> and <i>A. raphani</i>)	0.12 - 0.16 L	Apply at 20-50% bloom for suppression to early pod stage (90% bloom) for control in canola.
	Black leg (<i>Leptosphaeria maculans</i>)	0.12 - 0.16 L	Apply at the 2-6 leaf stage.
Sunflower	Rust (suppression) (<i>Puccinia helianthi</i>)	0.12 - 0.16 L	For optimal disease suppression, apply prior to disease development.

Registered Tank Mixes*

Tank mix partner	Crops registered
Lance WDG	Canola, chickpea
Odyssey WDG	CLEARFIELD canola, CLEARFIELD XCEED
Odyssey DLX	CLEARFIELD canola
Equinox	All canola varieties, CLEARFIELD XCEED
Poast Ultra	All canola varieties
Liberty 150 SN, Liberty 200 SN	LibertyLink canola
Registered glyphosate products	Glyphosate tolerant canola
Bravo 500	Potatoes
Polyram DF	Potatoes

*Note: Consult the label of the tank mix partner for diseases/weeds controlled, rates and timing of applications.

Application Information

How to Apply: Ground sprayers, aerial application or by pivot or sprinkle irrigation. Do not apply registered tank mixes listed above in potato, chickpea and canola with pivot or sprinkler irrigation. **Water Volume:** Ground: 40 L/acre minimum except for potatoes and sugar beet where 80 L/acre minimum is recommended. Aerial: 20 L/acre minimum. Do not apply more than 0.16 L/acre of Headline EC by aerial application. Chemigation: application must be made without the use of end guns.

Application Tips

Good coverage is essential for effective disease control and higher water volumes tend to increase performance with dense canopies. Headline EC works best if it is applied in a preventative manner and performs best if applied in a regularly scheduled protective spray program. Do not apply more than 1 application of this product before alternating to a fungicide with an alternative mode of action.

How it Works

Headline EC has a protective effect because it inhibits spore germination and a curative effect due to the inhibition of mycelial growth and sporulation of the fungus on the leaf surface. Headline is systemic within the leaf. Headline applied to the top surface of the leaf binds tightly in the waxy cuticle and also moves to the lower surface where it provides dual-sided protection against disease entry.

Restrictions

Rainfall: Avoid application when heavy rain is forecast. Rainfast in 1 hour. **Grazing:** Do not graze treated corn crops within 6 days of application. Do not feed alfalfa hay or forage to livestock. All other crops listed can be grazed or fed to livestock. **Pre-harvest Interval:** Cereals - apply no later than the end of flowering. Corn - 7 days. Edible-podded legumes and succulent beans and peas - 7 days. Grasses (grown for seed) - 14 days. Potatoes - 3 days. Dry bean and field peas, fababeans, and lentils - 30 days. Soybeans, canola, canola quality *Brassica juncea*, mustard (oilseed and condiment), rapeseed - 21 days. Sugarbeets - 7 days. **Re-cropping:** A plant-back restriction of 14 days is required for all crops not on the label.

Environmental Precautions

Headline EC is toxic to aquatic organisms, non-target terrestrial plants and small mammals. Observe buffer zones specified on the label. **Runoff:** To reduce runoff from treated areas into aquatic habitats, avoid application to areas with a moderate to steep slope, compacted soil, or clay.

Toxicity

Acute oral LD₅₀ (rats) = 500 mg/kg. Acute dermal LD₅₀ (rats) = > 4,000 mg/kg.

Storage

Store in a cool, dry, locked, well ventilated area without floor drain.

Kumulus DF

Group M

Formulation

Product	Company	Active ingredient	Formulation	Container size
Kumulus DF (PCP# 18836)	BASF Canada	Sulphur: 80%	Water dispersible granules	25 kg bag

Crops, Diseases Controlled, Rates and Staging

Crops	Diseases	Rate per acre	Staging and specific comments
Field Peas	Powdery mildew (<i>Erysiphe pisi</i>)	0.6 kg	Spray at first appearance of disease and repeat at 7 - 10 day intervals as necessary.

Registered Tank Mixes

Kumulus DF is compatible with Polyram DF. Do not mix with dinitro compounds, tetradifon or oils.

Application Information

How to Apply: Ground application only. Do not apply by air. **Water Volume:** 40 L/acre minimum.

Application Tips

Do not apply when rain or night frost is expected. Do not apply if temperature is above 27°C (in shade) and high humidity prevails or if any of the above conditions are expected within 3 days after the treatment. Do not apply under intense sunshine. Do not apply when weather favours drift. Do not use within 30 days of an oil spray.

How it Works

A contact and protectant fungicide.

Restrictions

Pre-harvest Intervals: Do not apply later than 1 day before harvest.

Environmental Precautions

Do not apply directly to aquatic habitats. Avoid drift onto neighboring crops.

Kumulus DF (cont'd)

Toxicity

Acute oral LD₅₀ = > 2,000 mg/kg. Acute dermal LD₅₀ (rats) = > 2,000 mg/kg.

Storage

Store in cool, dry, well ventilated locked area without a floor drain.

Lance WDG

Group 7

Formulation

Product	Company	Active ingredient	Formulation	Container size
Lance (PCP# 27495)	BASF Canada	Boscalid: 70%	Wettable granules	2.83 kg

Crops, Diseases Controlled, Rates and Timing

Crop	Diseases	Rate per acre	Staging and specific comments
Field crops			
Alfalfa (seed production only)	Blossom blight (<i>Sclerotinia Botrytis cinerea sclerotiorum</i>), common leaf spot (<i>Pseudopeziza medicaginis</i>), spring black stem (<i>Phoma medicaginis</i>), leaf spot (<i>Leptosphaerulina briosiani</i>)	170 g	Apply at 20 - 50% flowering to control blossom blight, common leaf spot and spring black stem. Apply every 7 - 14 days if disease persists or weather conditions are favourable for disease development. Do not make more than 3 applications per season.
Canola, mustard (oilseed and condiment), CLEARFIELD XCEED	Sclerotinia stem rot (<i>Sclerotinia sclerotiorum</i>), black spot (<i>Alternaria brassicae</i> and <i>raphani</i>)	142 g	Apply at 20 - 50% flowering to control sclerotinia stem rot and suppress black spot. Apply a second time 7 - 14 days later up to full bloom if disease persists or weather conditions are favourable for disease development. For control of alternaria black spot, apply at late flowering to the early green pod stage. Do not make more than 2 applications per season.
Chickpea and lentils	Ascochyta blight** (<i>Ascochyta</i> spp.), gray mold (<i>Botrytis cinerea</i>), white mold (<i>Sclerotinia sclerotiorum</i>)	170 g	Apply at the beginning of flowering. Apply a second time 7 - 14 days later if disease persists or weather conditions are favourable for disease development. Do not make more than 2 applications per season.
Dry beans, faba beans	White mold (<i>Sclerotinia sclerotiorum</i>)	227 - 312 g	Apply at 20 - 50% flowering. Apply a second time 7 - 14 days later if disease persists or weather conditions are favourable for disease development. Use the higher rate to obtain extended protection and maximum yield benefit. Do not make more than 2 applications per season.
Peas (dry)	Ascochyta blight (<i>Ascochyta</i> spp.) gray mold (<i>Botrytis cinerea</i>), Mycosphaerella blight (<i>Mycosphaerella</i> spp.)	170 g	Apply at the beginning of flowering. Apply a second time 7 - 14 days later if disease persists or weather conditions are favourable for disease development. Do not make more than 2 applications per season.

Crop	Diseases	Rate per acre	Staging and specific comments
Potatoes	Early blight (<i>Alternaria solani</i>)	70 - 126 g	Apply prior to disease development and at 14 days intervals. Do not make more than 4 applications per season.
	Late blight (<i>Phytophthora infestans</i>)	70 - 126 g	Lance must be tank mixed with either Polyram DF or Bravo 500 at label rates for control of late blight. Apply prior to disease development.
Sunflowers	Suppression of Sclerotinia head rot (<i>Sclerotinia sclerotiorum</i>), suppression of leaf spot (<i>Alternaria helianthi</i>)	142 - 259 g	For optimal disease suppression, apply at early flower. Use the higher rate and shorter interval when disease pressure is high or there is a history of disease in the field. One application per season.

** For the control of ascochyta blight in chickpea, Lance should be mixed with 160 to 240 mL/acre Headline EC.

Application Information

How to Apply: Ground and aerial application. Ground: Alfalfa, canola, chickpeas, dry beans, faba beans, dry peas, lentils, potatoes. Aerial: Alfalfa, dry beans, faba beans, canola, chickpeas, lentils, potatoes. **Pivot or sprinkler irrigation:** Alfalfa, canola, dry beans, fababeans, potatoes. **Water Volume:** Ground: 40 L/acre minimum. For pivot and sprinkler irrigation applications: Do not exceed 0.64 cm (1/4 inch) or 25,700 L/acre. Aerial: 16 L/acre minimum.

Application Tips

Good coverage is essential for effective disease control. Any reduction in water volume can reduce disease control.

How it Works

Lance provides a protective effect because it inhibits spore germination on plant surfaces. Optimum disease control is achieved when Lance WDG fungicide is applied in a regularly scheduled preventive spray program and is used as a protective application.

Restrictions

Rainfall: Do not apply if rain is likely to occur within 3 hours of spraying. Avoid irrigation for 24 hours after application. **Grazing:** For alfalfa grown for seed production: Do not graze or feed treated hay to livestock. All other crops on label can be grazed or fed to livestock. **Pre-harvest Intervals:** Canola, chickpeas, dry beans, fababeans, lentil, mustard (oilseed types), peas - 21 days; potatoes - 30 days; succulent beans and peas - 7 days. **Re-entry:** Do not re-enter treated area for 12 hours after application or until dry. **Re-cropping:** Labelled crops can be planted immediately following application. All other crops not on the label can be planted 14 days after the last application.

Environmental Precautions

Lance is toxic to aquatic organisms and non-target terrestrial plants. Observe buffer zones specified on the label.

Runoff: Do not apply to areas where runoff is likely to occur. Boscalid is persistent and will carry over; it is recommended that this product not be used in areas treated with this product during the previous season.

Toxicity

Acute oral LD₅₀ (male/female rats) = > 2,000 mg/kg. Acute dermal LD₅₀ (rats) = > 2,000 mg/kg.

Storage

Store in original container in a cool, dry area. Do not ship or store near food, feed, seed and fertilizers.

Phostrol

Group 33

Formulation

Product	Company	Active ingredient	Formulation	Container Size
Phostrol (PCP# 30449)	Engage Agro Corporation	Mono- and dibasic sodium, potassium, and ammonium phosphites: 53.6%	Liquid	10 L, 1000 L

Crops, Diseases Controlled, Rates and Timing

Crops	Diseases	Rate per acre	Staging and specific comments
Potato	Suppression of pink rot (<i>Phytophthora erythroseptica</i>)	2.3 - 4.7 L	In furrow application. Apply at planting in a band directly over the seed prior to row closure.
	Late blight (<i>Phytophthora infestans</i>)	1.2 - 4.7 L	Foliar application. Begin applications when conditions favouring disease development are present and repeat on a 7 - 14 day interval. Use the higher application rate and shorter application interval when disease pressure is moderate to high.
	Suppression of pink rot (<i>Phytophthora erythroseptica</i>)	2.3 - 4.7 L	
	Late blight (<i>Phytophthora infestans</i>)	0.42 L in 2 L water to 1 tonne potato tubers	Post-harvest control: Directly apply to tubers and ensure complete and even coverage.
	Pink rot (<i>Phytophthora erythroseptica</i>)		

Registered Tank Mixes

In furrow: Pink rot - Ridomil Gold 480SL.

Foliar: Pink rot - Ridomil Gold MZ 68WP Water Soluble Bag, Ridomil Gold MZ 68WG, Ridomil Gold Bravo Twin Pack.

Foliar: Late blight - Bravo 500, Bravo ZN, Echo 720, Echo 90DF, Ridomil Gold Bravo Twin Pack, Dithane F-45, Dithane DG 75, Dithane DG Rainshield NT, Manzate Pro-Stick, Gavel 75DF, Penncozeb 75 DF.

Application Information

How to Apply: In-furrow, ground and aerial application. **Water Volume:** In-furrow: 12 L/acre. Ground: 80 L/acre. Aerial: 20 L/acre.

Restrictions

Maximum Number of Applications: Do not exceed 7 foliar applications per year. **Grazing:** Do not graze treated fields or feed treated forage or hay to livestock. **Pre-harvest Interval:** Can be applied up to the day of harvest.

Re-entry: Do not enter treated areas for 12 hours. **Re-cropping:** No restrictions listed.

Environmental Precautions

Do not use to treat aquatic pests. Do not contaminate irrigation or drinking water supplies or aquatic habitats by cleaning of equipment or disposal of wastes. **Runoff:** To reduce runoff from treated areas into aquatic habitats, avoid application to areas with a moderate to steep slope, compacted soil or clay. Avoid application when heavy rain is forecast.

Toxicity

Acute oral LD₅₀ (rats) >5,000 mg/kg. Acute dermal LD₅₀ (rats) >5,000 mg/kg.

Storage

Store in a dry, secure and ventilated area. Keep in original container.

Polyram DF

Group M

Formulation

Product	Company	Active ingredient	Formulation	Container size
Polyram DF (PCP# 20087)	BASF Canada	Metiram: 80%	Water dispersible granules	20 kg bag

Crops, Diseases Controlled, Rates and Timing

Crops	Diseases	Rate per acre	Staging and specific comments
Potato	Early blight (<i>Alternaria solani</i>), late blight (<i>Phytophthora infestans</i>)	0.45 - 0.91 kg	Apply at 7 - 10 day intervals using 0.45 - 0.71 kg/acre until plants cover the row. Then increase the rate to 0.91 kg/acre until tops are killed or use 0.45 - 0.71 kg/acre at 5 - 7 day intervals starting when plants are 15 cm high and continuing until top killing. When conditions (rain or dew) favour infections, use the shorter intervals in each case. May be applied up to the day before harvest.
Sugar beets	Cercospora leaf spot (<i>Cercospora beticola</i>)	0.91 kg	Use 0.91 kg/acre when disease is noticed. Repeat at regular intervals of 7 - 10 days depending on weather conditions. Do not apply later than 21 days before harvest.

Registered Tank Mixes

None registered.

Application Information

How to Apply: Ground application: all registered crops. Aerial application: potato only.

Water Volume: Ground: 40 - 80 L/acre. Aerial: 22 L/acre.

Application Tips

Complete and even crop coverage is essential for effective disease control.

How it Works

A contact and protectant fungicide.

Restrictions

Do not use treated tops for feed or food.

Environmental Precautions

Do not apply to any body of water. Avoid drifting of spray onto any body of water or other non-target areas. Specific buffer zones should be observed.

Toxicity

Acute oral LD₅₀ (rats) = >5,000 mg/kg. Acute dermal LD₅₀ (rats) = > 2,000 mg/kg.

Storage

Store in a cool, dry, ventilated place.

Priaxor

Group 7, 11

Formulation

Product	Company	Active ingredient	Formulation	Container size
Priaxor (PCP# 30567)	BASF Canada	Fluxapyroxad: 167 g/L Pyraclostrobin: 333 g/L	Suspension concentrate	9.6 L jug

Crops, Diseases Controlled, Rates and Timing

Crops	Diseases	Rate per acre	Staging and specific comments	
Wheat (all types including durum and winter) Triticale	Leaf rust (<i>Puccinia recondita</i>), septoria leaf spot (<i>Septoria tritici</i> or <i>Leptosphaeria nodorum</i>), tan spot (<i>Pyrenophora tritici-repentis</i>), powdery mildew (<i>Erysiphe graminis</i> f. sp. <i>tritici</i>), spot blotch (<i>Cochliobolus sativus</i>), stripe rust (<i>Puccinia striiformis</i>)	90 - 120 mL	Apply immediately after flag stage. Use the higher rate to obtain extended protection with maximum yield benefits. Apply a second time 10 - 14 days later with a fungicide that contains a different mode of action if disease persists, or weather conditions are favourable for disease development.	
	Barley	Net blotch (<i>Pyrenophora teres</i>), scald (<i>Rhynchosporium secalis</i>), spot blotch (<i>Cochliobolus sativus</i>), stripe rust (<i>Puccinia striiformis</i>)		90 - 120 mL
	Corn (field, sweet, pop, seed types)	Common rust (<i>Puccinia sorghi</i>), gray leaf spot (<i>Cercospora zeae-maydis</i>), northern leaf blight (<i>Setosphaeria turcica</i>), suppression of eye spot (<i>Aureobasidium zeae</i>)		120 mL
	Oats	Crown rust (<i>Puccinia coronata</i>)		90 - 120 mL
	Rye	Leaf rust (<i>Puccinia recondita</i>), powdery mildew (<i>Erysiphe graminis</i>)		90 - 120 mL
Dry beans (<i>Phaseolus</i> , <i>Vigna</i> and <i>Lupinus</i> spp.)	Anthracnose (<i>Colletotrichum</i> spp.), powdery mildew (<i>Erysiphe</i> spp.), rust (<i>Uromyces</i> spp.)	120 mL	Apply at the beginning of flowering or at the onset of symptoms for the more aggressive diseases (e.g. anthracnose in lentils).	
Field pea (field)	Mycosphaerella blight (<i>Mycosphaerella</i> spp.), powdery mildew (<i>Erysiphe</i> spp.), Asian soybean rust (<i>Phakopsora pachyrhizi</i>), suppression of downy mildew (<i>Peronospora viciae</i> f. sp. <i>Pisi</i>)	120 - 180 mL	Apply a second time 10 - 14 days later with a fungicide that contains a different mode of action if disease persists or weather conditions are favourable for disease development.	
	Suppression of white mold (<i>Sclerotinia sclerotiorum</i>)	180 ml		
Fababean	Powdery mildew (<i>Erysiphe</i> spp.), ascochyta blight (<i>Ascochyta</i> spp.), Asian soybean rust (<i>Phakopsora pachyrhizi</i>)	120 - 180 mL	Apply a second time 10 - 14 days later with a fungicide that contains a different mode of action if disease persists or weather conditions are favourable for disease development.	
	Suppression of white mold (<i>Sclerotinia sclerotiorum</i>) and gray mold (<i>Botrytis cinerea</i>)	180 mL		

Crops	Diseases	Rate per acre	Staging and specific comments
Lentil	Anthracnose (<i>Colletotrichum truncatum</i>), ascochyta blight (<i>Ascochyta</i> spp.)	120 - 180 mL	Apply a second time 10 - 14 days later with a fungicide that contains a different mode of action if disease persists or weather conditions are favourable for disease development.
	Suppression of white mold (<i>Sclerotinia sclerotiorum</i>) and gray mold (<i>Botrytis cinerea</i>)	180 mL	
Succulent beans and peas (<i>Phaseolus</i> , <i>Vigna</i> and <i>Pisum</i> spp.)	Powdery mildew (<i>Erysiphe</i> spp.), ascochyta blight (<i>Ascochyta</i> spp.), mycosphaerella blight (<i>Mycosphaerella</i> spp.), rust (<i>Uromyces</i> spp.), Asian soybean rust (<i>Phakopsora pachyrhizi</i>)	120 - 180 mL	
	Suppression of white mold (<i>Sclerotinia sclerotiorum</i>) and gray mold (<i>Botrytis cinerea</i>)	180 mL	
Chickpea	Ascochyta blight (<i>Ascochyta rabiei</i>)	120 - 180 mL	Apply at the onset of symptoms for the more aggressive diseases. Apply a second time 10 - 14 days later with a fungicide that contains a different mode of action if disease persists or weather conditions are favourable for disease development
	Suppression of white mold (<i>Sclerotinia sclerotiorum</i>) and gray mold (<i>Botrytis cinerea</i>)	180 mL	
Flax	Pasmo (<i>Septorici linicolu</i>)	90 - 120 mL	Apply at the onset of disease or 10 - 14 days following first flower for optimal efficacy.
	Suppression of white mold (<i>Sclerotinia sclerotiorum</i>)	180 mL	
Soybeans	Asian soybean rust (<i>phakosporu pachyrhizi</i>), frog eye leaf spot (<i>Cercospora sojina</i>) and septoria brown spot (<i>Septoria glycines</i>)	90 - 120 mL	Apply at the onset of disease or first flower for optimal efficacy.
	Suppression of white mold (<i>Sclerotinia sclerotiorum</i>)	180 mL	
Sugar beets	Cercospora leaf spot (<i>Cercospora beticola</i>), powdery mildew (<i>Erysiphe polygoni</i>)	180 mL	
Bluegrasses, fescues, ryegrasses (seed production)	Leaf and stem rust (<i>Puccinia recondita</i> ; <i>P. graminis</i>), suppression of powdery mildew (<i>Erysiphe graminis</i>)	90 - 120 mL	Apply prior to disease development and apply a second time 14 - 21 days later with a fungicide that contains a different mode of action if disease persists. Use the higher rate and shorter interval when disease pressure is high.
Alfalfa (seed production only)	Common leaf spot (<i>Pseudopeziza medicaginis</i>)	120 mL	Apply at beginning of flowering (10 - 30% bloom) or the onset of disease. Maximum 1 application per year.
	Suppression of blossom blight (<i>Sclerotinia sclerotiorum</i>)	180 mL	
Rapeseed, canola, canola quality Brassica juncea, mustard (oilseed and condiment)	Black spot (<i>Alternaria brassicae</i> and <i>A. raphani</i>)	90 - 120 mL	Apply at 20 - 50% bloom for suppression to early pod stage (90% bloom) for control in canola.
	Black leg (<i>Leptosphaeria maculans</i>)	90 - 120 mL	Apply at the 2 - 6 leaf stage.
	Suppression of white mold (<i>Sclerotinia sclerotiorum</i>)	180 mL	Apply at 20 - 50% bloom for suppression
Sunflower	Suppression of leaf rust (<i>Puccinia helianthi</i>)	120 mL	For optimal disease suppression, apply prior to disease development.

Priaxor (cont'd)**Registered Tank Mixes***

Tank mix partner	Crops registered
Lance WDG	Canola
Odyssey WDG	CLEARFIELD canola, CLEARFIELD XCEED
Odyssey DLX	CLEARFIELD canola
Equinox	All canola varieties, CLEARFIELD XCEED
Poast Ultra	All canola varieties
Liberty 150 SN, Liberty 200 SN	LibertyLink canola
Registered glyphosate products	Glyphosate tolerant canola

*Note: Consult the label of the tank mix partner for diseases/weeds controlled, rates and timing of applications.

Application Information

How to Apply: Ground and aerial application. Water Volume: Ground: 40 L/acre minimum. Aerial: 20 L/acre minimum.

Application Tips

Good coverage is essential for effective disease control. Priaxor works best if it is applied in a preventative manner prior to the development of disease. Do not apply more than 1 application of this product before alternating to a fungicide with an alternative mode of action.

How it Works

The active ingredient fluxapyroxad is a carboximide (SDHI) fungicide with systemic activity. The active ingredient pyraclostrobin is a member of the strobilurin class of chemistry used as a broad spectrum fungicide.

Restrictions

Rainfall: Avoid application when heavy rain is forecast. Rainfast in 1 hour. **Grazing:** all crops can be grazed or fed to livestock except grasses and alfalfa grown for seed, but observe minimum pre-harvest interval for each crop. **Pre-harvest Intervals:** Cereals: apply no later than end of flowering. Dry pea, lentil, chickpea, and dry bean: 30 days. Corn, soybean, canola, sunflower, flax: 21 days. Grasses grown for seed: 14 days. Sweet corn, edible legumes, succulent pea and bean, sugar beet: 7 days. **Re-cropping:** All labeled crops and tuberous and corn vegetables, sugar beets, legume vegetables, pome fruits, stone fruits may be planted immediately following the last application. A plant-back interval of one year is required for all other crops.

Environmental Precautions

Observe buffer zones specified on the label. The use of this chemical may result in contamination of groundwater, particularly in areas where soils are permeable (e.g. sandy soils) and/or depth of the water table is shallow. Toxic to aquatic organisms, small mammals and non-target terrestrial plants.

Toxicity

Acute oral LD₅₀ (rats) >500 - <2,000 mg/kg.

Storage

Store in original tightly closed container. Protect from freezing. Store away from food or feed.

Priaxor DS

Group 7, 11

Formulation

Product	Company	Active ingredient	Formulation	Container size
Priaxor DS (PCP# 30646)	BASF Canada	Fluxapyroxad: 250 g/L Pyraclostrobin: 250 g/L	Suspension concentrate	9.6 L jug, 192 L drum

Crops, Diseases Controlled, Rates and Timing

Crops	Diseases	Rate per acre	Staging and specific comments
Chickpea	Ascochyta blight (<i>Ascochyta rabiei</i>)	160 mL	Apply Priaxor DS at beginning of flowering or at the onset of disease symptoms. Use the 160 mL/acre rate to obtain extended protection with maximum yield benefits. If disease persists or weather conditions are favourable for disease development, make a second application 10 - 14 days later with a fungicide that contains a different mode of action. With average disease pressure, no surfactant is required. The use of a non-ionic surfactant (0.125%) is recommended when using the 120 mL/acre rate with moderate disease pressure. At the 160 mL rate, no surfactant is required.
	White mould suppression (<i>Sclerotinia sclerotiorum</i>)	120 - 160 mL	
Field pea	Mycosphaerella blight (<i>Mycosphaerella</i> spp.)	120 - 160 mL	
	Powdery mildew (<i>Erysiphe</i> spp.), Asian soybean rust (<i>Phakopsora pachyrhizi</i>)	160 mL	
	White mould suppression (<i>Sclerotinia sclerotiorum</i>)	120 - 160 mL	
Lentil	Ascochyta blight (<i>Ascochyta rabiei</i>), white mould (suppression) (<i>Sclerotinia sclerotiorum</i>)	120 - 160 mL	
	Anthraco-nose (<i>Colletotrichum truncatum</i>)	120 - 160 mL	

Application Information

How to Apply: Ground and aerial application. **Water Volume:** Ground: 40 L/acre minimum. Aerial: 20 L/acre minimum.

Application Tips

Good coverage is essential for effective disease control, and higher water volumes tend to increase performance with dense canopies. Priaxor DS works best if it is applied in a preventative manner prior to the development of disease. Do not apply more than 1 application of this product before alternating to a fungicide with an alternative mode of action.

How it Works

The active ingredient fluxapyroxad is a carboximide (SDHI) fungicide with systemic activity. The active ingredient pyraclostrobin is a member of the strobilurin class of chemistry used as a broad spectrum fungicide.

Restrictions

Rainfall: Avoid application when heavy rain is forecast. Rainfast in 1 hour. **Grazing:** All crops can be grazed or fed to livestock. **Pre-harvest Interval:** 30 days. **Re-cropping:** Tuberos and corn vegetables, sugar beets, legume vegetables, pome fruits, stone fruits, cereals and oilseeds may be planted immediately following the last application. A plant-back interval of one year is required for all other crops.

Environmental Precautions

Observe buffer zones specified on the label. The use of this chemical may result in contamination of groundwater particularly in areas where soils are permeable (e.g. sandy soils) and/or depth of the water table is shallow. Toxic to aquatic organisms, small mammals and non-target terrestrial plants.

Priaxor DS (cont'd)

Toxicity

Acute oral LD₅₀ (rats) >50 - <2,000 mg/kg. Acute dermal LD₅₀ (rats) = >5,000 mg/kg.

Storage

Store in original tightly closed container. Protect from freezing. Store away from food or feed.

Proline 480 SC

Group 3

Formulation

Product	Company	Active ingredient	Formulation	Container size
Proline SC (PCP# 28359)	Bayer CropScience	Prothioconazole: 480 g/L	Suspension concentrate	5.1 L jug

Crops, Diseases Controlled, Rates and Timing

Crops	Diseases	Rate per acre	Timing and comments
Barley	Fusarium head blight (suppression) (<i>Fusarium</i> spp.)	128 - 170 mL	Apply when 70 - 100% of the barley main stem heads are fully emerged to 3 days after full head emergence. Application of the 170 mL/acre rate is suggested in situations where disease pressure is expected to be high. This may occur when prolonged periods of warm wet weather are forecast during barley head emergence, when barley and wheat is grown in a crop rotation that has contained corn or when susceptible cultivars are grown. Use of higher rate (170 mL/acre) will typically provide highest levels of mycotoxin reduction.
	Net blotch (<i>Pyrenophora teres</i>), scald (<i>Rhynchosporium secalis</i>), spot blotch (<i>Cochliobolus sativus</i>)	85 - 128 mL	Apply as a preventive foliar spray when the earliest disease symptoms appear on the leaves and stems. Barley fields should be observed closely for early disease symptoms, particularly when susceptible varieties are planted and/or under prolonged conditions favorable for disease development. Maximum of 2 applications per season; minimal spray interval of 7 days.
Wheat (spring, durum, winter)	Fusarium head blight (suppression) (<i>Fusarium</i> spp.)	128 - 170 mL	Fusarium head blight or control of glume blotch: apply within the time period from when at least 75% of the wheat heads on the main stem are fully emerged to when 50% of the heads on the main stem are in flower. Use of higher rate (170 mL/acre) will typically provide highest levels of mycotoxin reduction.
	Glume blotch (<i>Stagonosora nodorum</i>)	128 - 170 mL	
	Speckled leaf blotch (<i>Septoria tritici</i>), tan spot (<i>Pyrenophora tritici-repentis</i>), leaf rust (<i>Puccinia recondita</i>)	128 mL	Observe crop closely, and apply Proline as a preventative foliar spray when the earliest disease symptoms appear on the leaves and stems. Maximum of 2 applications per season. Minimum spray interval of 7 days between applications.
Oats	Crown rust (<i>Puccinia coronata</i>)	128 mL	Apply as a preventive foliar spray when the earliest disease symptoms appear on the leaves and stems. Oat fields should be observed closely for early disease symptoms, particularly when susceptible varieties are planted and/or under prolonged conditions that favour disease development. Maximum of 2 applications per season. Minimum spray interval of 7 days.

Crops	Diseases	Rate per acre	Timing and comments
Canola, rapeseed, oriental mustard	Sclerotinia stem rot (<i>Sclerotinia sclerotiorum</i>)	128 - 149 mL	Apply when the canola crop is in the 20 - 50% bloom stage. Best protection will be achieved when the fungicide is applied prior to petals beginning to fall and will allow for the maximum number of petals to be protected. The 149 mL/acre rate is recommended for fields with a history of heavy disease pressure or for dense crop stands. A second application at 128 mL/acre may be applied 7 - 10 days after the first application - up to full bloom stage of canola, if disease persists or weather conditions are favourable for development of disease. When conditions favouring disease are severe, use the shorter spray interval. Good spray coverage of the plants is essential.
Flax	Sclerotinia stem rot (<i>Sclerotinia sclerotiorum</i>)	128 - 149 mL	Apply when the crop is in the 20 - 50% bloom stage. Best protection will be achieved when the fungicide is applied prior to petals beginning to fall and will allow for the maximum number of petals to be protected. The higher rate is recommended for fields with a history of heavy disease pressure or for dense crop stands. Good spray coverage of the plants is essential.
Chickpea	Ascochyta blight (<i>Ascochyta rabiei</i>)	128 - 170 mL	Apply at the first sign of disease. Maximum three applications per year. After initial application, repeat applications can be made at 10 - 14 day intervals. Apply the higher rate when conditions favour disease development or when growing less disease resistant varieties.
Lentil	Ascochyta blight (<i>Ascochyta</i> spp.)	128 - 170 mL	Apply at the first sign of disease. Maximum two applications per year. After initial application, one additional application can be made 10 - 14 days after if conditions remain favourable for disease development. Apply the higher rate when conditions favour disease development or when growing less disease resistant varieties.
Corn (field, sweet and popcorn)	Fusarium and Gibberella ear rots (<i>Fusarium</i> spp. and <i>Gibberella</i> spp.) (suppression) Gray leaf spot (<i>Cercospora zeaemaydis</i>)	170 mL	Fusarium ear rot outbreaks occur when the weather is warm and wet during silking. Timing of application is critical: for optimum suppression of ear rot apply from the development stage of corn between stigmata visible (silking, BBCH 63) to the stigmata drying (silk browning, BBCH 67). To achieve thorough cob coverage using ground equipment, drop nozzles are recommended. Maximum of one application per season.
	Rusts (<i>Puccinia sorgh</i> , <i>Puccinia polysora</i>), eyespot (<i>Kabatiella zea</i> or <i>Aureobasidium zea</i>), northern blight (<i>Setosphaeria turcicia</i>)	128 mL	Apply as a preventative spray when the earliest disease symptoms appear on the leaves and stems. Under high disease pressure, it is recommended to use a non-ionic surfactant. Do not apply a non-ionic surfactant prior to tassel emergence as crop injury may occur. Maximum of one application per season.
Soybean	Asian soybean rust (<i>Phakopsora pachyrhizi</i>) Frogeye leaf spot (<i>Cercospora sojina</i>)	85 mL	Apply when disease symptoms are present or the risk of infection is imminent. Maximum of one application per season.
Sunflower Safflower	Sclerotinia head rot (suppression) (<i>Sclerotinia sclerotiorum</i>)	170 mL	Apply when the crop is in the 10 - 50 % disk flower bloom stage.
Sugar beets	<i>Cercospora</i> leaf spot (<i>Cercospora beticola</i>)	128 - 168 mL	Apply at first sign of disease. Use the higher rate when conditions are favourable for severe disease pressure. Maximum of 3 applications per crop year. Repeat applications as needed using a 14 - 21 day interval depending on disease pressure.
	Rhizoctonia crown rot (<i>Rhizoctonia solani</i>) (soil borne disease)	168 mL	Apply at the 4 leaf stage to row closure growth stage. Repeat applications as needed using a 21 day spray interval.

Proline 480 SC (cont'd)**Registered Tank Mixes**

None registered.

Application Information

How to Apply: Ground equipment: wheat, barley, canola, rapeseed, oriental mustard, flax, chickpea, lentil, oats, corn, sugarbeets. Aerial: Wheat, barley, canola, rapeseed, oriental mustard, flax, oats, chickpeas, lentils, soybeans.

Water Volume: Ground: 40 L/acre minimum. Aerial: 20 L/acre minimum.

How it Works

Proline 480 is a broad spectrum, systemic fungicide for the control or suppression of listed diseases on registered crops.

Application Tips

When used in wheat, barley and oat apply with a non-ionic surfactant (AgSurf or Agral 90) at 0.125% v/v.

Spray coverage is essential for optimum efficacy. Nozzles should be operated within the spray pressure recommendations suggested by the manufacturer.

Restrictions

Pre-harvest Interval: Barley, wheat and oat - 30 days; canola, flax, rapeseed or oriental mustard - 36 days; chickpeas lentil or sugarbeets - 7 days; corn - 14 days; soybean - 20 days; sunflower or safflower - 45 days.

Re-entry: Do not re-enter treated fields until 24 hours post-application. **Re-cropping:** Treated areas may be replanted with any crop specified on the label as soon as practical after the last application. For crops not listed on the label, do not plant back within 30 days of last application.

Environmental Precautions

Proline 480 SC is toxic to aquatic organisms. Observe specified buffer zones. Do not apply this product directly to freshwater habitats. Do not contaminate irrigation or drinking water supplies or aquatic habitats by cleaning of equipment or disposal of wastes. **Runoff:** To reduce runoff from treated areas into aquatic habitats, consider the characteristics and conditions of the site before treatment.

Toxicity

Acute oral LD₅₀ (rats) = 2000 - 5,000 mg/kg. Acute dermal LD₅₀ (rats) = > 2,000 mg/kg.

Storage

Store in a cool, dry place. Store in original container. Do not store at temperatures below freezing.

Propulse

Group 3, 7

Formulation

Product	Company	Active ingredient	Formulation	Container size
Propulse (PCP# 30511)	Bayer CropScience	Fluopyram: 200 g/L Prothioconazole: 200 g/L	Suspension concentrate	6.1 L

Crops, Diseases Controlled, Rates and Timing

Crops	Diseases	Rate per acre	Timing and comments
Dry beans Chickpea Lentil	White mold (<i>Sclerotinia sclerotiorum</i>)	300 mL	Begin fungicide applications preventatively. When disease pressure is high or when agronomic or weather conditions are conducive to disease development, continue applications as needed on a 7 to 14 day interval. Use shorter intervals for best protection.
Dry beans Chickpea Lentil	Ascochyta blight (<i>Ascochyta</i> spp.), Mycosphaerella blight (<i>Mycosphaerella pinodes</i>), Anthracnose (dry bean only) (<i>Colletotrichum lindemuthianum</i>), Asian soybean rust (<i>Phakospora pachyrhizi</i>)	200 - 300 mL	Begin fungicide applications preventatively. When disease pressure is high or when agronomic or weather conditions are conducive to disease development, continue applications as needed on a 7 to 14 day interval. Use the higher rate when conditions for heavy infestation exist or when growing less resistant cultivars.

Registered Tank Mixes

None registered.

Application Information

How to Apply: Ground equipment only. Do not apply by air. **Water Volume:** 40 L/acre minimum.

How it Works

Propulse is a broad spectrum fungicide with preventative, systemic, and curative properties recommended for the control of certain crop diseases.

Application Tips

Use sufficient water volume and spray pressure to provide thorough, uniform coverage for optimum disease control.

Restrictions

Do not apply more than 0.6 L of Propulse per acre per season.

Pre-harvest Interval: Do not apply within 14 days of harvest of seed. **Grazing:** Do not graze treated area, and do not harvest for forage or hay. **Re-entry:** Do not re-enter treated fields until 24 hours post-application. **Re-cropping:** Dry beans, chickpeas and lentils may be replanted immediately following the last application of Propulse. Following dry beans, the following crops may be planted 30 days after the last application of Propulse: alfalfa, canola, cereal grains, corn, potato, soybean and watermelon. Do not rotate to any other crop.

Environmental Precautions

Propulse is toxic to birds and aquatic organisms. Observe buffer zones specified in the label. Do not apply directly to water or to areas where surface water is present. Do not contaminate water when disposing of equipment washwaters.

Toxicity

Acute oral LD₅₀ (rats) = > 5,000 mg/kg. Acute dermal LD₅₀ (rats) = > 5,050 mg/kg.

Storage

Store in a cool, dry place. Store in original container. Do not store at temperatures below freezing.

Prosaro 250 EC

Group 3

Formulation

Product	Company	Active ingredient	Formulation	Container size
Prosaro 250 EC (PCP# 29820)	Bayer Crop Science	Prothioconazole: 125 g/L Tebuconazole: 125 g/L	Emulsifiable concentrate	6.5 L

Crops, Diseases Controlled, Rates and Timing

Crops	Diseases	Rate per acre (mL)	Timing and specific use restrictions
Wheat	Leaf, stem and stripe rusts (<i>Puccinia recondita</i> , <i>P. graminis</i> , <i>P. striiformis</i>), leaf blotch (<i>Septoria tritici</i>), glume blotch (<i>Stagonospora nodorum</i>), tan spot (<i>Pyrenophora tritici-repentis</i>), powdery mildew (<i>Erysiphe graminis</i>) fusarium head blight (suppression) (<i>Fusarium</i> spp.)	320	For optimum suppression of fusarium head blight apply when 75% of the wheat heads on the main stem are fully emerged to when 50% of the heads are in flower. For other diseases apply at the first sign or very early stage of disease, especially if weather conditions favour disease development. Apply up to the end of the flowering stage.
Barley	Net blotch (<i>Pyrenophora teres</i>), scald (<i>Rhynchosporium secalis</i>), leaf blotch (<i>Septoria passerinii</i>), spot blotch (<i>Cochliobolus sativus</i>), leaf, stem and stripe rusts (<i>Puccinia hordei</i> , <i>P. graminis</i> , <i>P. striiformis</i>), powdery mildew (<i>Erysiphe graminis</i>), fusarium head blight (suppression) (<i>Fusarium</i> spp.)	320	For optimum suppression of fusarium head blight apply when 70 - 100% of the main stem heads are fully emerged up to 3 days after full head emergence. For other diseases apply at the first sign or very early stage of disease, especially if weather conditions favour disease development. Apply up to the end of the flowering stage.

Registered Tank Mixes

None registered.

Application Information

How to Apply: Ground and aerial application. **Water Volume:** Ground: 40 L/acre minimum. Aerial: 20 L/acre minimum.

Application Tips

Spray coverage is essential. Ensure thorough coverage of all wheat or barley heads for optimal suppression of fusarium head blight. Best results are achieved from forward to backward facing nozzles.

How it Works

Prosaro 250 EC is a broad spectrum fungicide for disease control in cereals with protective and curative properties.

Restrictions

A maximum of one application may be applied per crop season.

Re-cropping: None. **Re-entry:** Do not enter fields for 12 hours after application. **Grazing:** Do not allow livestock to graze or feed green forage to livestock prior to 6 days after treatment. **Pre-harvest Intervals:** Wheat, barley: 36 days.

Environmental Precautions

Toxic to birds, small animals, aquatic organisms and non-target plants. Do not apply this product directly to freshwater habitats. Observe buffer zones. See label for specific details on buffer zones.

Toxicity

Acute oral LD₅₀ (female rats) > 2,000 mg/kg.

Storage

Do not store at temperatures below freezing. If stored for 1 year or longer, shake well before using.

Quadris

Group 11

Formulation

Product	Company	Active ingredient	Formulation	Container size
Quadris (PCP# 26153)	Syngenta	Azoxystrobin: 250 g/L	Suspension	3.78 L

Crops, Diseases Controlled, Rates and Timing

Crops	Diseases	Rate per acre	Staging and specific comments
Canola	Virulent blackleg (<i>Leptosphaeria maculans</i>)	202 mL	Apply at the 2 - 6 leaf stage. Maximum of 2 applications per season.
	Sclerotinia stem rot (<i>Sclerotinia sclerotiorum</i>)	283 - 404 mL	Apply at the early bloom stage (prior to 30% bloom). Use the higher rate if there is a history of Sclerotinia infection in the area, and when environmental conditions favour disease development.
	Alternaria black spot (<i>Alternaria brassicae</i> , <i>Alternaria raphani</i>)	202 mL	Apply at the pod stage (90% petal fall).
Chickpea	Ascochyta blight (<i>Ascochyta</i> spp.)	202 mL	Apply at the first sign of disease and no later than the onset of flowering, followed by a 2nd application 10 - 14 days later. Maximum of 2 applications per season.
Corn	Rust (<i>Puccinia sorghi</i>)	183 mL in 80 L of water/acre.	Apply prior to disease establishment and subsequently at a 7 - 14 day interval. Apply a maximum of 2 applications per season.
Lentils	Anthraco-nose (<i>Collectotrichum truncitum</i>), Ascochyta blight (<i>Ascochyta</i> spp.), Asian bean rust (<i>Phakopsora</i> spp.)	202 mL	Apply at the first sign of disease and no later than the onset of flowering, followed by a 2nd application 10 - 14 days later. Maximum of 2 applications per season.
Peas/beans	Anthraco-nose Ascochyta blight (<i>Ascochyta</i> spp.), Mycosphaerella blight (<i>Mycosphaerella pinodes</i>), powdery mildew* (<i>Erysiphe pisi</i>), Asian bean rust (<i>Phakopsora pachyrhizi</i>)	202 mL	Apply at the first sign of disease and no later than the onset of flowering, followed by a 2nd application 10 - 14 days later. Maximum of 2 applications per season.
Potatoes (foliar)	Early blight (<i>Alternaria solani</i>)	202 - 324 mL	For early blight, use the high rate and short application interval under high disease pressures. If late blight becomes established, discontinue use of Quadris and use alternative fungicides.
	Late blight (<i>Phytophthora infestans</i>)	324 mL	
	Black dot (<i>Colletotrichum coccodes</i>)	500 - 800 mL	Apply on a 7 - 14 day interval, starting prior to disease establishment.
Potatoes (in furrows)	Silver scurf (<i>Helminthosporium solani</i>)	4 - 6 mL product/ 100 m row	Apply once as an in furrow spray in 20 - 56 L/acre. Mount the spray nozzle so the spray is directed into the furrow as a 15 - 20 cm band just before the seed is covered. Maximum of 2 applications per season.

* Field peas only

Quadris (cont'd)**Registered Tank Mixes**

Always read all the labels and follow the precautionary statement, directions for use (rates, diseases controlled and application intervals) and other restrictions.

Tank mixture partner	Diseases/insects controlled	Rate	Specific comments
Bravo 500 Potatoes (foliar)	Early blight	Quadris at 202 mL/acre Plus Bravo 500 at 808 mL/acre	Do not apply more than 3 applications of this tank mix per season. Pre-harvest interval: 2 days.
Quadris Plus Ridomil Gold (potatoes - in furrows)	Rhizoctonia stem and stolon canker, black scurf and the suppression of pink rot	Quadris at 4 mL/100m row Plus Ridomil Gold at 4 mL/100m row	Do not apply more than one application per season. Pre-harvest interval: 90 days. A plant-back interval of 30 days for potatoes (root crops) is required.
Quadris Plus Ridomil Gold Plus Actara (potatoes - in furrows)	Rhizoctonia stem and stolon canker, black scurf, pink rot (suppression only), Colorado potato beetle, potato leafhopper, aphids	Quadris at 4 - 6 mL/100m row Plus Ridomil Gold at 4 mL/100 m row Plus Actara at 3.4 - 4.4 mL/100 m row	Do not apply more than one application per season. Pre-harvest interval: 90 days. Do not follow a soil application of Actara with a foliar application of Actara.
Matador 120 EC	All diseases with Quadris applied at 202 mL/acre PLUS Insects: all insects currently registered on the Matador 120EC label.	Quadris at 202 mL/acre Plus Matador at 26 - 51 mL/acre.	Do not apply more than 2 applications of this tank mix per season. Pre-harvest interval: 15 days for vegetables, 14 days for corn, 30 days for all others including soybeans. Do not apply by air.
Tilt (barley)	Barley net blotch (<i>Pyrenophora teres</i>), barley scald (<i>Rhynchosporium secalis</i>), barley leaf rust (<i>Puccinia hordei</i>)	Quadris at 90 mL/acre Plus Tilt at 202 mL/acre	Do not make more than one application per season of this tank mixture. An additional application of Tilt can be made, if required. Do not harvest wheat for forage. Do not graze or feed livestock treated forage or cut green crop for hay or silage. Pre-harvest interval 45 days.
Tilt (wheat and barley)	Septoria leaf spot (<i>Septoria</i> sp.), tan spot (<i>Pyrenophora tritici-repentis</i>)		
Tilt (spring wheat, winter wheat and barley)	Stripe rust (<i>Puccinia striiformis</i>)	Quadris at 80 - 120 mL/acre Plus Tilt at 161 - 202 mL/acre	
Tilt (spring wheat and winter wheat)	Wheat leaf rust (<i>Puccinia triticina</i>)		

Application Information

How to Apply: Ground and aerial application. See label for application method of registered crops.

Water Volume: Ground: 40 L/acre minimum. In furrow treatment: 20 - 57 L/acre. Aerial: 18 L/acre minimum.

Application Tips

Good coverage is essential for effective disease control.

How it Works

Quadris fungicide is a broad spectrum, preventative fungicide with systemic properties.

Restrictions

Rainfall: Quadris alone can be applied 6 hours before rainfall. **Grazing:** Do not feed pea vine to livestock. **Pre-harvest Intervals (days):** Canola (30), legumes (15), potatoes (foliar application) (1) potato (in furrow) (90).

Plant-back Intervals: Broadleaf and root crops - 30 days. Cereals - 45 days.

Environmental Precautions

This product is toxic to fish and aquatic organisms. Observe buffer zones specified on the label. Do not apply this product directly to aquatic habitats. Do not contaminate irrigation or drinking water supplies or aquatic habitats by cleaning of equipment or disposal of wastes. **Runoff:** Avoid application to areas where runoff is likely to occur. Runoff from treated areas into aquatic habitats may be hazardous to aquatic organisms. **Leaching:** The use of this product may result in contamination of groundwater, particularly in areas where soils are permeable (e.g. sandy soil) and/or the depth to the water table is shallow.

Toxicity

Acute oral LD₅₀ (rats) = > 5,000 mg/kg. Acute dermal LD₅₀ (rats) = > 4,000 mg/kg.

Storage

Heated storage required. Keep in original container. Store in a cool, dry, well ventilated area.

Quadris Top

Group 3, 11

Formulation

Product	Company	Active ingredient	Formulation	Container size
Quadris Top (PCP# 30518)	Syngenta	Azoxystrobin: 200 g/L Difenoconazole: 125 g/L	Suspension	10.125 L

Crops, Diseases, Timing and Application Information

Crop	Diseases	Rate per acre	Staging and specific comments
Potato	Early blight (<i>Alternaria solani</i>), brown spot (<i>Alternaria alternata</i>), Black Dot (<i>Colletotrichum coccodes</i>)	229 - 404 mL	Apply prior to disease development. Apply no more than 1 application to target these diseases. If disease pressure is high, use the highest rate.
Sugar Beets	Cercospora leaf spot (<i>Cercospora beticola</i>), Powdery mildew (<i>Erysiphe polygoni</i>)	229 - 404 mL	Apply on a 7 to 28-day schedule, alternating with a non-triazole fungicide that is registered for these diseases. If the disease rate is high, use the highest rate and shortest interval. Do not exceed 3 applications per year.

Application Information

How to Apply: Potato: Ground and aerial application. Sugar beets: Ground application only.

Water Volume: Ground: 60 L/acre minimum. Aerial: 18 L/ acre minimum.

Application Tips

Thorough coverage is essential for effective disease control.

How It Works

Quadris Top fungicide is a broad spectrum, preventative fungicide with systemic properties.

Restrictions

Rainfall: Do not apply when heavy rain is forecast. **Pre-harvest Intervals (days):** potatoes (14), sugar beets (7).

Re-cropping: A plant-back interval of 60 days is required following a Quadris Top application to the preceding crop unless Quadris Top and/or Inspire are registered for that crop.

Quadris Top (cont'd)**Environmental Precautions**

This product is toxic to fish and aquatic organisms. Observe buffer zones specified on the label. Do not apply this product directly to aquatic habitats. Do not contaminate irrigation or drinking water supplies or aquatic habitats by cleaning of equipment or disposal of wastes. **Runoff:** Avoid application to areas where runoff is likely to occur. Runoff from treated areas into aquatic habitats may be hazardous to aquatic organisms. **Leaching:** The use of this product may result in contamination of groundwater, particularly in areas where soils are permeable (e.g. sandy soil) and/or the depth to the water table is shallow.

Toxicity

Acute oral LD₅₀ (rats) = > 2,000 mg/kg. Acute dermal LD₅₀ (rats) = > 2,000 mg/kg.

Storage

Store in a cool, dry area.

Quilt/Blanket AP

Group 3, 11

Formulation

Product	Company	Active ingredient	Formulation	Container size
Quilt (PCP# 28328)	Syngenta	Azoxystrobin: 75 g/L Propiconazole: 125 g/L	Suspension	10.125 L 101.25 L 405 L
ADAMA Azoxystrobin (PCP# 30489) (A component of Blanket AP)	ADAMA Canada	Azoxystrobin: 250 g/L	Suspension	4.8 L
Bumper 418 EC (PCP# 28017) (A component of Blanket AP)		Propiconazole: 418 g/L	Emulsifiable concentrate	4.8 L

Crops, Diseases Controlled, Rates and Timing

Crops	Diseases	Rate		Timing and specific use restrictions
		Quilt (per acre)	Blanket AP* (per case)	
Barley	Net blotch (<i>Pyrenophora teres</i>)	303 mL	50 acres	Apply once between stem elongation and half-head emergence. Do not make more than 1 application per season. Pre-harvest interval: 45 days. When disease pressure from stripe rust, wheat leaf rust and other foliar diseases is expected to be high, the higher application rate of 404 mL/acre should be used.
	Scald (<i>Rhynchosporium secalis</i>)	303 mL	50 acres	
	Leaf rust (<i>Puccinia hordei</i>)	404 mL	40 acres	
Wheat, barley	Septoria leaf spot (<i>Septoria</i> sp.)	303 mL	50 acres	Apply once between stem elongation and half-head emergence. Do not make more than 1 application per season. Pre-harvest interval: 45 days. When disease pressure from stripe rust, wheat leaf rust and other foliar diseases is expected to be high, the higher application rate of 404 mL/acre should be used.
	Tan spot (<i>Pyrenophora tritici-repentis</i>)	303 mL	50 acres	
	Stripe rust (<i>Puccinia striiformis</i>)	303 - 404 mL	40 - 50 acres	
Wheat (spring, winter)	Leaf rust (<i>Puccinia triticina</i>)	303 - 404 mL	40 - 50 acres	
	Stripe rust (<i>Puccinia striiformis</i>)	303 - 404 mL	40 - 50 acres	

Crops	Diseases	Rate		Timing and specific use restrictions
		Quilt (per acre)	Blanket AP* (per case)	
Oats	Crown rust (<i>Puccinia coronata</i>)	303 - 404 mL	NR**	Apply once between stem elongation and head emergence. Use high rate if field conditions favour disease development or if the field has a history of high disease pressure.
Corn (field, sweet, seed)	Rust (<i>Puccinia sorghi</i>), northern corn leaf blight (<i>Setosphaeria turcicum</i>), eye spot (<i>Aureobasidium zeae</i>), grey leaf spot (<i>Cercospora zeae-maydis</i>)	303 - 404 mL	NR**	Make first application at the first sign of disease; repeat at 14 days interval. Do not apply to field corn and field corn grown for seed after brown silk. Pre-harvest Interval: forage corn - 30 days, sweet corn - 14 days. Do not make more than 2 applications per season.
Lentils, soybean	Anthrachnose (<i>Colletotrichum truncatum</i>)	404 - 606 mL	NR**	Make the first application at the first sign of disease. A second application at a 14 day interval may be needed if disease conditions persist.
Field pea	Mycosphaerella blight (<i>Mycosphaerella pinodes</i>)	404 - 600 mL	NR**	Make the first application at the first sign of disease. Apply the high rate only under conditions of high disease pressure. A second application can be made 14 days after the first application if disease conditions persist.
Chickpea, lentil, field pea, soybeans	Asian rust (<i>Phakospora pachyrhizi</i>)	404 - 606 mL	NR**	Make the first application at the first sign of disease. Apply the high rate only under conditions of high disease pressures. Pre-harvest interval: field pea, lentil, chickpea, soybean - 30 days; succulent podded and shelled legume vegetables - 15 days.
	Powdery mildew	404 mL	NR**	
Canola	Blackleg (<i>Leptosphaeria maculans</i>)	404 mL	NR**	Apply at the rosette stage between 2 true leaves and bolting. One application per year. Pre-harvest interval - 30 days.
Soybeans	Frog eye leaf spot (<i>Cercospora soja</i>)	404 - 606 mL	NR**	Make the first application at growth stage R3 (early pod set) and 14 days later at approximately growth stage R5.

*Blanket AP is a co-pack, use of both jugs is required when applying product. The 50 acre/case rate of Blanket AP is equal to Quilt at a 303 ml/acre rate. The 40 ac/case rate of Blanket AP is equal to Quilt at the 404 ml/acre rate. ** Not registered.

Registered Tank Mixes

Product	Tank mixture partner	Rate	Insects controlled
Quilt at 404 - 606 mL/acre	Matador 120 EC	34-94 mL/acre	Soybean aphids
		34 mL/acre	For control of insect pests in crops in Crop Group 6 (see label for list of crops in Crop Group 6) and for control of insects in wheat, barley and corn (see label for list of controlled insects).

Application Information

How to Apply: Ground and aerial application. **Water Volume:** Ground: 40 L/acre. Aerial: 18 L/acre minimum.

Application Tips

Quilt/Blanket AP has some phytotoxic effects when mixed with products that are formulated as Emulsifiable Concentrate. These effects are enhanced if applications are made under cool, cloudy conditions, and these conditions remain for several days following application. In addition, adjuvants that contain some form of silicone may contribute to phytotoxicity. Do not apply during periods of dead calm. Avoid application when winds are gusty.

Quilt/Blanket AP (cont'd)**How it Works**

Quilt/Blanket AP consists of two fungicides, which have systemic properties and have different modes of action. They both have preventative and curative activity.

Restrictions

Rainfall: Quilt/Blanket AP can be applied 2 hours before rainfall. **Re-cropping:** Do not rotate to any crop intended for food, grazing or any component of animal feed or bedding within 105 days of applying Quilt/Blanket AP unless the second crop appears on the Quilt/Blanket AP label.

Environmental Precautions

This product is toxic to fish and aquatic organisms. Observe buffer zones specified on the label. Do not apply this product directly to aquatic habitats. Azoxystrobin is persistent and will carryover. It is recommended that this product not be used in areas treated with Azoxystrobin during the previous season. **Runoff:** Avoid application to areas where runoff is likely to occur. Runoff from treated areas into aquatic habitats may be hazardous to aquatic organisms.

Leaching: The properties of this product indicate it may leach to ground water. The use of this product may result in contamination of ground water, particularly in areas where soils are permeable (e.g. sandy soil) and/or the depth to the water table is shallow.

Toxicity

Acute oral LD₅₀ (rats) = > 1,750 mg/kg. Acute dermal LD₅₀ (rats) = > 5,000 mg/kg.

Storage

Does not require heated storage. Keep in original container.

Rampart

Group 33

Formulation

Product	Company	Active ingredient	Formulation	Container size
Rampart (PCP# 30654)	Loveland Products Canada Inc.	Mono and dipotassium salts of phosphoric acids	Solution	9.46 L

Crops, Diseases Controlled, Rates and Timing

Crops	Diseases	Rate	Timing and specific use restrictions
Potatoes (post harvest)	Late blight (<i>Phytophthora infestans</i>), pink rot (<i>Phytophthora erythroseptica</i>)	Prior to potato storage: Dilute 190 mL in 1 litre of water. Apply 2 litres of this solution to 1000 kg of harvested potato as a spray or rinse. Stored potatoes: Dilute 190 mL in 1 litre of water. Inject 2 litres of this solution per 1000 kg of stored potato tubers into water used for post harvest storage.	Maximum of 1 application per year to harvested potato tubers prior to storage or potato tubers in storage. Apply as soon as possible after harvest.

Registered Tank Mixes

None registered.

Application Information

How to Apply: See table above.

Restrictions

Rainfall: Do not apply if heavy rainfall is imminent. **Re-entry:** Do not enter treated areas within 4 hours.

Environmental Precautions

To reduce runoff from treated areas into aquatic habitats, avoid application to areas with moderate to steep slopes, compacted soil or clay.

Toxicity

Acute oral LD₅₀ = not established. Acute dermal LD₅₀ = not established.

Storage

Store product away from food and feed.

Ranman 400SC

Group 21

Formulation

Product	Company	Active ingredient	Formulation	Container size
Ranman (PCP# 27984)	ISK Biosciences Corporation	Cyazofamid: 400 g/L	Suspension	3.79 L

Crops, Diseases Controlled, Rates and Timing

Crops	Diseases	Rate per acre	Timing and specific use restrictions
Potatoes	Late blight (<i>Phytophthora infestans</i>)	40 - 80 mL	Use the low rate (40 mL product/acre) for preventative applications or very low disease pressure, increasing the rate as disease pressure and/or crop development increases, up to a maximum rate (80 mL product/acre). For late blight tuber rot control, ensure that the last 2 - 3 applications of Ranman 400SC prior to desiccation are made at the maximum rate (80 mL product/acre) following resistance management practices. After one application, alternate Ranman 400SC fungicide with at least one application of fungicide having a different mode of action for control of late blight. Do not make more than 6 applications per year.

Note: Must be tank mixed with non-ionic or organosilicone surfactant at 0.6 L/acre.

Registered Tank Mixes

None registered.

Application Information

How to Apply: Ground application only. Do not apply by air. **Water Volume:** Apply in sufficient water volume to obtain coverage of the foliage. Spray volume ranges from 80 to 242 L/acre.

How it Works

The active ingredient cyanofamid is a member of the cyanofamidazole class of chemistry and has preventative and protectant activity. Although Ranman 400SC has limited systemic activity, it should be treated as a protectant fungicide and applied before the disease enters the crop.

Restrictions

Rainfall: Do not apply if heavy rainfall is imminent. **Pre-harvest Intervals:** 7 days. **Re-entry:** Do not enter treated areas within 12 hours. **Re-cropping:** A plant-back interval of 30 days is required.

Environmental Precautions

This product is toxic to aquatic organisms. Observe buffer zones specified on the label. To reduce runoff from treated areas into aquatic habitats, consider the characteristics and conditions of the site before treatment.

Ranman 400SC (cont'd)

Toxicity

Acute oral LD₅₀ (rats) = > 5,000 mg/kg. Acute dermal LD₅₀ (rats) = > 2,000 mg/kg.

Storage

Store product in original container in a secured, dry area separate from other pesticides, fertilizer, food and feed.

Reason 500 SC

Group 11

Formulation

Product	Company	Active ingredient	Formulation	Container size
Reason 500 SC (PCP# 27462)	Bayer CropScience	Fenamidone: 500 g/L	Suspension concentrate	2 L, 4L, 10 L

Crops, Diseases Controlled, Rates and Timing

Crops	Diseases	Rate	Timing and specific comments
Potatoes	Early blight (<i>Alternaria solani</i>), late blight (<i>Phytophthora infestans</i>)	80 mL as a tank mix with either Diathane D.G at 500 grams/acre or Bravo 500 at 500 mL/acre	Begin application when plants are 15 - 20 cm high or when disease threatens. Apply a fungicide having a different mode of action within 7 - 10 days after each application. Use the shorter spray interval when conditions favour disease development.

Registered Tank Mixes

See information in table above.

Application Information

How to Apply: May be applied with ground equipment or by air. **Water Volume:** Ground - minimum of 91 L/acre. Air - minimum of 15 L/acre.

Application Tips

Reason 500 SC should be applied as a preventative disease control measure. Good coverage is essential for effective disease control.

How it Works

Reason 500 SC is a preventative, protectant fungicide that inhibits spore germination and acts as an anti-sporulant.

Restrictions

Pre-harvest Intervals: 14 days. **Re-cropping:** Potatoes and all other crops may be planted following a minimum plant-back interval of 30 days.

Environmental Precautions

Reason 500 SC is toxic to aquatic organisms. Observe buffer zones specified on the label. This product may be harmful to beneficial predatory or parasitic arthropods. **Runoff:** To reduce runoff from treated areas into aquatic habitats, avoid application to areas with a moderate to steep slope, compacted soil, or clay. Avoid application when heavy rain is forecast.

Toxicity

Acute oral LD₅₀ (rats) = > 5,000 mg/kg. Acute dermal LD₅₀ (rats) = > 5,000 mg/kg.

Storage

Store container in a cool, dry place. If stored for 1 year or longer, shake well before using. Do not store at temperatures below freezing.

Revus

Group 40

Formulation

Product	Company	Active ingredient	Formulation	Container size
Revus (PCP# 29074)	Syngenta	Mandipropamid:250 g/L	Suspension	3.785 L

Crops, Diseases Controlled, Rates and Timing

Crops	Diseases	Rate	Timing and specific comments
Potatoes	Late blight (<i>Phytophthora infestans</i>)	0.16 - 0.24 L/acre	Begin applications prior to disease development and continue throughout the season on a 7-10 day schedule, following resistance management guidelines (see label for details). Do not make more than 4 applications in a season.

Registered Tank mixes

Revus at 0.16 - 0.24 L/acre can be tank mixed with Bravo 500 at 0.19 - 0.4 L/acre.

Application Information

How to Apply: Ground and aerial application. **Water Volume:** Ground: 40 L/acre minimum. Aerial: 18 L/acre minimum. **Surfactant:** Non-ionic adjuvant is recommended at 0.25%.

How it Works

After application, Revus adheres to the waxy cuticle of treated leaves, becomes rainfast and establishes a barrier to prevent fungi from taking hold. The fungicide also enters the leaf to provide protection to both sides of the leaf. Revus also provides anti-germination effects; therefore, disease spores that land on the plant are prevented from germinating.

Restrictions

Pre-harvest Intervals: 14 days. **Re-cropping:** Do not plant any crop that is not registered for use with Revus for a period of 30 days after the last application. **Re-entry:** Do not enter treated areas for 12 hours.

Environmental Precautions

Do not apply this product directly to freshwater habitats. Do not contaminate irrigation or drinking water supplies or aquatic habitats by cleaning of equipment or disposal of wastes. **Runoff:** To reduce runoff from treated areas into aquatic habitats avoid application to areas with a moderate to steep slope, compacted soil, or clay. Avoid application when heavy rain is forecast.

Toxicity

Acute oral LD₅₀ (rats) = > 5,000 mg/kg. Acute dermal LD₅₀ (rats) = > 5,000 mg/kg.

Storage

Does not require heated storage. Store container in a cool, dry place.

Ridomil Gold/Bravo Twin-Pak

Group M, 4

Formulation

Product	Company	Active ingredient	Formulation	Container size
Ridomil Gold/Bravo Twin-Pak (PCP# 29239)	Syngenta	Chlorothalonil: 500 g/L Metalaxyl: 480 g/L	Suspension	0.83 L + 8 L

Crops, Diseases Controlled, Rates and Timing

Crops	Diseases	Rate per acre	Timing and specific comments
Potatoes	Early blight (<i>Alternaria solani</i>), late blight (<i>Phytophthora infestans</i>), late blight tuber rot, botrytis vine rot (<i>Botrytis cinerea</i>) and the suppression of Pythium leak (<i>Phythium</i> spp.) and pink rot (<i>Phytophthora erythroseptica</i>)	One jug will treat 10 acres	Apply early in the season when conditions are favorable for disease (before disease infection), but no later than when plant foliage meets within the row uniformly across the field. Apply a second and third application of Ridomil Gold/Bravo at 14-day intervals. The label rate of a registered contact fungicide should be applied 7 days after each Ridomil Gold/Bravo application. Following the last application of Ridomil Gold/Bravo, apply the labelled registered contact fungicide at its recommended timing throughout the remainder of the season. Do not make more than 3 applications per season, regardless of disease being treated.

Note: If applications of Ridomil Gold/Bravo fungicide are made for control of foliar diseases, additional applications of tuber disease control are not needed.

Registered Tank Mixes

None registered.

Application Information

How to Apply: Ground and aerial application. **Water Volume:** Ground: 91 - 647 L/acre Note: water volume varies, depending on amount of foliage. **Aerial:** 20 L/acre.

Caution: Do not let tank contents stand for prolonged periods without agitation.

Application Tips

Do not tank mix with a top killer (crop desiccant).

How it Works

Ridomil Gold Bravo Twin-Pak contains 2 active ingredients, chlorothalonil and metalaxyl. The metalaxyl component is an acylalanine fungicide with systemic activity. The chlorothalonil component provides contact activity.

Restrictions

Pre-harvest Intervals: Do not apply within 14 days of harvest.

Environmental Precautions

Ridomil Gold Bravo Twin-Pak is toxic to fish. Do not contaminate lakes, streams or ponds. Do not contaminate water by cleaning of equipment or disposal of wastes. Do not apply where runoff is likely to occur. Do not apply when weather conditions favour drift from treated areas. In order to minimize risk to the environment from the use of this product, do not use on coarse textured gravelly soils, soils with less than 2% organic matter or in areas where the water table may be high.

Toxicity

Bravo: Acute oral LD₅₀ (rats) = > 4,200 mg/kg. Acute dermal LD₅₀ (rats) = > 20,000 mg/kg.

Ridomil Gold: Acute oral LD₅₀ (rats) = > 1,172 mg/kg. Acute dermal LD₅₀ (rabbit) = > 2,020 mg/kg.

Storage

Requires heated storage. Store in a cool, dry place away from feed or foodstuffs. Protect from excessive heat.

Rovral Flo/Rovral RX/Overall 240SC

Group 2

Formulation

Product	Company	Active ingredient	Formulation	Container size
Rovral Flo (PCP# 29315)	FMC of Canada	Iprodione: 240 g/L	Suspension	8.4 L
Rovral RX (PCP# 24378)	FMC of Canada	Iprodione: 240 g/L	Suspension	8.4 L
Overall 240SC (PCP# 30275)	ADAMA Canada	Iprodione: 240 g/L	Suspension	8.4 L, 100.8 L drum

Crops, Diseases Controlled, Rates and Timing

Crops	Diseases	Rate per acre	Timing and specific comments
Alfalfa (seed production)	Sclerotinia (<i>Sclerotinia sclerotiorum</i>)	0.85 - 1.25 L	Apply when the crop is in the 20 - 50% bloom stage. The high rate is recommended for fields with a history of severe disease pressure and dense crops stands.
Canola	Sclerotinia stem rot (<i>Sclerotinia sclerotiorum</i>)	Single application: 0.85 - 1.25 L	Apply at 20 - 50% bloom. For best results, apply at 20 - 30% bloom (prior to petals beginning to fall). The use of the higher rate on the first application is recommended for fields with a history of severe disease pressure and dense crop stands. Do not make more than 2 applications per season.
		Split application*: 0.42 - 0.63 L/acre at 20% bloom followed by 0.42 L/acre at 50% bloom.	
		Single application for low disease pressure: 0.63 L/acre	
	Alternaria black spot (<i>Alternaria brassicae</i> and <i>A. raphani</i>)	Single application: 0.85 L	Apply at early green pod stage*. Do not make more than 2 applications per season.
Split application*: 0.42 L/acre at 20 - 50 % bloom followed by 0.42 L/acre at the early green pod stage			

* Early green pod stage: Almost all canola pods are fully formed and still green with only a few flowers or undeveloped pods remaining at the top of the plant.

Registered Tank Mixes

None registered.

Application Information

How to Apply: Ground and aerial application. **Water Volume:** Ground: 40 L/acre. Aerial (canola only): 18 L/acre minimum.

How it Works

The active ingredient iprodione protects canola and alfalfa against sclerotinia stem rot and alternaria black spot in canola.

Restrictions

Rainfall: Do not spray in heavy dew or when rain is imminent. **Grazing:** Treated alfalfa vegetation is not to be used for animal feed. **Pre-harvest Interval:** 38 days.

Environmental Precautions

Do not apply directly to water. Overspray or drift to sensitive habitats should be avoided. Do not contaminate sensitive areas through direct application, drift or disposal of waste or cleaning equipment.

Toxicity

Acute oral LD₅₀ (male rats) = > 5,000 mg/kg. Acute dermal LD₅₀ (rabbit) = > 2,000 mg/kg.

Storage

Store above 0°C.

Scala SC

Group 9

Formulation

Product	Company	Active ingredient	Formulation	Container size
Scala (PCP# 280110)	Bayer CropScience	Pyrimethanil: 400 g/L	Suspension	2 L, 10 L

Crops, Diseases Controlled, Rates and Timing

Crops	Diseases	Rate per acre	Timing and specific comments
Potatoes	Early blight (<i>Alternaria solani</i>)	Scala SC must be applied in tank mix with Bravo 500: Scala SC at 300 mL PLUS Bravo 500 at label rate	Apply when plants are 15 - 20 cm high or when environmental conditions are conducive to disease development. Repeat applications at 7 - 14 day intervals or as necessary to maintain disease control. If severe disease conditions exist, use the 7-day interval. A maximum of six applications per year.

Application Information

How to Apply: Ground and aerial application. **Water Volume:** Ground: 120 L/acre. Aerial: 14 L/acre.

Caution: Do not apply more than 2.4 L/acre in a single growing season.

Application Tips

Thorough coverage of all plant parts to be protected is essential for good disease control.

How it Works

Scala SC is a systemic fungicide that is effective on early blight. Scala SC is best suited for use in a preventative treatment program.

Restrictions

Rainfall: Do not apply if heavy rain is forecast. **Pre-harvest Intervals:** Potatoes 7 days. **Re-cropping:** Wheat may be planted 30 days following the application of Scala SC. For all other crops not listed on the Scala SC label, a plant-back interval of 130 days must be observed.

Environmental Precautions

This product is toxic to aquatic organisms. For ground application, maintain a 1 metre buffer zone between areas sprayed and aquatic systems. For aerial application in potatoes, maintain a 10 m buffer zone between areas sprayed and aquatic systems. **Runoff:** Do not apply where runoff likely to occur. Do not apply this product through any type of irrigation system.

Toxicity

Acute oral LD₅₀ (male rats) => 5,000 mg/kg. Acute dermal LD₅₀ (rats) => 4,000 mg/kg.

Storage

Store above 0°C. Do not store near feed or foodstuffs.

Senator 70 WP

Group 1

Formulation

Product	Company	Active ingredient	Formulation	Container size
Senator 70 WP (PCP# 25343)	Nippon Soda Co. Ltd	Thiophanate-methyl: 70 %	Wettable powder	2 kg

Crops, Diseases Controlled, Rates and Timing

Crops	Diseases	Rate per acre	Timing and specific comments
Beans, white	White mold (<i>Sclerotinia sclerotiorum</i>)	709 - 910 g	Apply when conditions favouring development of disease exist. This usually occurs during the early stages of bloom prior to the rows closing in. If disease conditions persist, repeat applications may be warranted.
Sugar beets	Leaf spot (<i>Cercospora</i> sp.)	170 - 227 g	Apply when disease first appears. Repeat 14 - 21 days later if required. Make a maximum of two applications per growing season. Pre-harvest Interval: 21 days. For sugar beets grown for export only.

Registered Tank Mixes

None registered.

Application Information

How to Apply: Ground equipment (sugar beets and white beans) or aerial (white beans only).

Water Volume: Ground: 404 L/acre. Aerial: 20 - 24 L/acre.

How it Works

Senator 70 WP is a systemic fungicide for control of certain fungus diseases such as white mold and leaf spot.

Restrictions

Grazing: Do not feed or allow livestock to graze on treated crops. No sugar beets or parts of sugar beets are to be used as fodder or feed.

Environmental Precautions

Do not apply to any body of water. Avoid drifting of spray onto any body of water or other non-target areas. Observe the buffer zones specified on the label. Do not apply during periods of dead calm or when wind velocity and direction pose a risk of spray drift.

Toxicity

Ingestion: Acute oral LD₅₀ (rats) technical = >5,000 mg/kg (male).

Storage

Store in a dry place at room temperature.

Serenade CPB

Group 44/Bio fungicide

Formulation

Product	Company	Active ingredient	Formulation	Container size
Serenade CPB (PCP# 30143)	Bayer CropScience	<i>Bacillus subtilis</i> 1 x 10 ⁹ CFU/g	Suspension	9.46 L, 500 L, 1000 L

Crops, Diseases Controlled, Rates and Timing

Crops	Diseases	Rate per acre	Timing and specific comments
Beans, chickpea, lentil, pea (all types)	Botrytis blight (<i>Botrytis cinerea</i>) Sclerotinia stem rot (<i>Sclerotinia sclerotiorum</i>)	1.6 - 6.0 L	Begin application soon after emergence and when conditions are conducive for disease development. Repeat on 7 - 10 day intervals.
Canola	Sclerotinia stem rot (<i>Sclerotinia sclerotiorum</i>)	0.4 - 1.6 L	Begin application at 20% to 30% bloom. A second application may be made 7 - 10 days later, at approximately 50% bloom and prior to significant petal fall, if conditions for disease development remain favourable. Use higher rates in fields with a history of heavy disease pressure.
Soybean	Sclerotinia stem rot (<i>Sclerotinia sclerotiorum</i>)	1.6 - 6.0 L	Begin application soon after emergence and when conditions are conducive for disease development. Repeat on 7 - 10 day intervals.
	Brown spot (<i>Septoria glycines</i>) Frog eye (<i>Cercospora sojina</i>)	0.4 - 1.6 L	Begin application soon after emergence and when conditions are conducive for disease development. Repeat on 7 - 10 day interval.

Application Information

How to Apply: Ground and aerial application. **Water Volume:** Ground: 40 L/acre. Aerial: 20 L/acre

How it Works

Serenade CPB is a broad spectrum, preventative biofungicide for the suppression of plant diseases. It may be applied as a foliar spray alone or in an alternating spray program with other registered crop protection products.

Restrictions

Pre-harvest Intervals: Serenade CPB can be applied up to and including the day of harvest.

Environmental Precautions

Do not contaminate irrigation or drinking water supplies or aquatic habitats by cleaning of equipment or disposal of wash water.

Toxicity

Acute oral LD₅₀ (rats) = > 5,000 mg/kg. Acute dermal LD₅₀ (rats) = > 5,000 mg/kg.

Storage

Product can be stored below 25°C for up to 3 years. Do not freeze.

Stadium

Group 3, 11, 12

Formulation

Product	Company	Active ingredient	Formulation	Container size
Stadium (PCP #31050)	Syngenta	Azoxystrobin: 143 g/L Difenoconazole: 112 g/L Fludioxylin: 143 g/L	Suspension concentrate	2 x 10 L

Crops, Diseases Controlled, Rates and Timing

Crops	Diseases	Rate per acre	Timing and specific comments
Potatoes	Fusarium dry rot (<i>Fusarium</i> spp.) Silver scurf (suppression) (<i>Helminthosporium solani</i>)	32.5 mL per tonne	Final spray solution of Stadium and water should deliver an application rate of 2 L per metric tonne of potatoes. Ensure proper coverage of the tubers. Tubers should be tumbling as they are treated.

Application Information

How to Apply: In-line aqueous spray application. See label for detailed mixing instructions.

How it Works

Stadium helps control the spread of pathogens to preserve tuber quality. Three active ingredients deliver multiple modes of action to support broad-spectrum disease control and resistance management.

Restrictions

Maximum Residue Limits (MRLs) in potato products for export to a number of countries outside North America have been established for the active ingredients in Stadium; however, they are not harmonized with North American levels. Prior to application, growers are advised to check with their potato buyer regarding Stadium use. It should also be noted that Stadium is NOT registered for use on seed potatoes.

Environmental Precautions

This product is toxic to fish and aquatic invertebrates. Do not apply directly to water, to areas where surface water is present or to intertidal area below the mean high water mark. Do not allow contaminated waste water from the processing areas to enter lakes, streams, ponds or other waters. Do not contaminate irrigation or drinking water supplies or aquatic habitats by cleaning of equipment or disposal of wastes.

Toxicity

Acute oral LD₅₀ (rats) > 550 mg/kg. Acute dermal LD₅₀ (rats) = > 5,000 mg/kg.

Storage

Store in a cool, dry place.

Stratego 250 EC

Group 3, 11

Formulation

Product	Company	Active ingredient	Formulation	Container size
Stratego 250 EC (PCP# 27528)	Bayer CropScience	Propiconazole: 125 g/L Trifloxystrobin: 125 g/L	Emulsifiable concentrate	8 L

Crops, Diseases Controlled, Rates and Timing

Crops	Diseases	Rate per acre	Timing and specific comments
Soybean	Asian soybean rust (<i>Phakopsora pachyrhizi</i>)	202 mL	Begin application preventatively from early flowering (R1) to complete podfill (R5) when risk of rust is high.
	Frogeye leaf spot (<i>Cercospora sojina</i>)		Spray between R3 and R4 (early pod fill) or when first symptoms appear. Maximum 2 applications per season.

Registered Tank Mixes

None registered.

Application Information

How to Apply: Ground and aerial application. **Water Volume:** Ground: 40 - 80 L/acre. Aerial: 20 L/acre minimum.

How it Works

Stratego contains two active ingredients providing both preventative and systemic activity resulting in sustained residual protection.

Restrictions

Rainfall: If rainfall occurs within one hour of application, re-application may be necessary. **Grazing:** If one application per season is applied do not allow livestock to graze within the treated area within 30 days. If two applications per season are applied, do not allow livestock to graze within the treated area and do not harvest the treated crop for forage or hay. **Pre-harvest Intervals:** Soybean: 20 days. **Re-cropping:** Treated areas may be replanted immediately following harvest with any crop listed on the label. For crops not listed on the label, do not plant back within 30 days of last application.

Environmental Precautions

Stratego 250 EC is toxic to fish and other aquatic organisms. Do not contaminate water by cleaning of equipment or disposal of wastes. Observe the buffer zones specified on the Stratego 250 EC label. **Runoff:** Do not apply to areas where runoff is likely to occur. Runoff from treated areas into aquatic habitats may be hazardous to aquatic organisms. **Leaching:** Residues of this product demonstrate the properties and characteristics associated with chemicals detected in groundwater. The use of this product in areas where soils are permeable, particularly where the depth to the water table is shallow, may result in groundwater contamination.

Toxicity

Acute oral LD₅₀ (male rats) = > 4,757 mg/kg. Acute dermal LD₅₀ (rats) = > 5,050 mg/kg.

Storage

Store container in a cool, dry place. Keep product in original container. Protect from freezing.

Tanos 50 DF

Group 11, 27

Formulation

Product	Company	Active ingredient	Formulation	Container size
Tanos 50 DF (PCP# 27435)	E.I. duPont Canada	Famoxadone: 25% Cymoxanil: 25%	Dry flowable	3.4 kg

Crops, Diseases Controlled, Rates and Timing

Crops	Diseases	Rate per acre	Timing and specific comments
Potatoes	Early blight (<i>Alternaria solani</i>), late blight (<i>Phytophthora infestans</i>)	227 - 340 g	A minimum 12 day application window must pass between the 1st and 2nd application of Tanos 50 DF fungicide. A minimum 24 day application interval must pass between the 2nd and 3rd application of Tanos 50 DF Fungicide. Fungicides other than Tanos 50 DF may be used as necessary to protect the crop during these intervals. Do not apply Tanos 50 DF Fungicide to more than 247 ac/day. Apply no more than 3 applications per year.

Registered Tank Mixes

None registered.

Application Information

How to Apply: Ground application only. May be applied with ground sprayers or air-assisted sprayers. Do not apply by air. **Water Volume:** Use 100 - 120 L/acre water volume with conventional sprayers. Use a minimum of 44 L/acre water volume with air assisted sprayers.

Application Tips

Tanos 50 DF must not be applied to any crop suffering from stress as a result of drought, waterlogging, low temperatures, insect attacks, nutrient or lime deficiency or other factors reducing crop growth.

How it Works

Tanos 50 DF is both a protectant and locally systemic fungicide containing two different modes of action.

Restrictions

Rainfall: Tanos 50 DF fungicide rapidly penetrates into plant tissues and is rainfast within 12 hours after application.

Re-cropping: Crops that are on the Tanos 50 DF label may be planted back at any time; cereal grains may be planted back following a minimum plant-back interval of 30 days, and all other crops may be planted back following a minimum plant-back interval of one year. **Re-entry:** Do not re-enter treated areas within 24 hours of application.

Pre-harvest Intervals: 14 days.

Environmental Precautions

Tanos 50 DF is toxic to fish and other aquatic organisms. This product is toxic to birds and wild mammals and is harmful to beneficial arthropods, such as predators and parasitoids. Observe buffer zones specified on the product label. **Runoff:** Do not apply to areas that are vulnerable to runoff. If rainfall is imminent, delay spraying.

Toxicity

Famoxadone: Acute oral LD₅₀ (rats) => 5,000 mg/kg. Acute dermal LD₅₀ (rabbit) => 2,000 mg/kg.

Cymoxanilis: Acute oral LD₅₀ (rats) => 960 mg/kg. Acute dermal LD₅₀ (rabbit) => 2,000 mg/kg.

Storage

Store product closed in original container only. Protect against humid air and water.

Tattoo C

Group U, M

Formulation

Product	Company	Active ingredient	Formulation	Container size
Tattoo C (PCP# 24544)	Bayer CropScience	Propamocarbhydrochloride: 375g/L Chlorothalonil: 375 g/L	Suspension	10 L

Crops, Diseases Controlled, Rates and Timing

Crops	Diseases	Rate per acre	Timing and specific comments
Potatoes	Late blight (<i>Phytophthora infestans</i>)	1.09 L	Begin applications when conditions are favourable for disease, but before infection, and continue on 7 - 14 day intervals until the threat of disease is over. Use the 7-day interval when the risk and conditions for disease are high. Do not apply more than 3 applications per season. Pre-harvest Interval: 7 days.

Registered Tank Mixes

None registered.

Application Information

How to Apply: Ground application only. Do not apply by air. **Water Volume:** Ground: 80 - 120 L/acre.

Caution: Do not allow spray mixture to remain in tank overnight or for long periods during the day without agitation.

Application Tips

Thorough spray coverage of all plant material (particularly lower stems) is required. If multiple fungicide applications are required, rotation with other fungicide products is recommended. Where possible, Tattoo C should be applied in alternation with a fungicide having a different mode of action. Treatments with any product containing chlorothalonil must be separated by a minimum of 7 days.

How it Works

Tattoo C is a fungicide that combines the systemic action of propamocarb hydrochloride with the contact activity of chlorothalonil to give protection against late blight of potatoes. Propamocarb hydrochloride only moves upward in the potato plant, so it is essential to ensure coverage of the lower portions of the plant.

Restrictions

Grazing: Do not feed treated crops to livestock. **Re-cropping:** Do not plant a new crop in the treated area within 120 days of the last application. **Re-entry:** Do not re-enter treated areas within 48 hours after treatment.

Environmental Precautions

This product is toxic to fish, aquatic invertebrates and marine/estuarine organisms. Do not apply directly to water and to areas where surface water is present. Do not apply this product through any type of irrigation system. Do not contaminate water when disposing of equipment washwaters. A buffer zone of 15 metres should be observed around bodies of water in order to protect aquatic organisms from drift. **Runoff:** Do not apply where runoff is likely to occur. Runoff from treated areas may be hazardous to aquatic organisms.

Toxicity

Acute oral LD₅₀ (rats) = > 2,000 mg/kg. Acute dermal LD₅₀ (rabbit) = > 4,000 mg/kg.

Storage

Cannot be stored below freezing. Keep away from fire or open flame or other sources of heat. If stored for 1 year or longer, shake well before using.

Tilt 250 E/Bumper 418 EC/Pivot 418 EC/Propel/Nufarm Propiconazole Fungicide

Group 3

Formulation

Product	Company	Active ingredient	Formulation	Container size
Tilt 250 E (PCP# 19346)	Syngenta	Propiconazole: 250 g/L	Emulsifiable concentrate	8 L
Bumper 418 E (PCP# 28017)	ADAMA Canada	Propiconazole: 418 g/L		4.8 L
Pivot 418 EC (PCP# 28219)	IPCO	Propiconazole: 418 g/L		4.8 L
Propel (PCP# 29548)	Loveland Products Canada Inc.	Propiconazole: 250 g/L		8.1 - 1,000 L
Nufarm Propiconazole Fungicide (PCP# 30367)	Nufarm Agriculture Inc.	Propiconazole: 418 g/L		9.67 L

Crops, Diseases Controlled, Rates and Timing

Crop	Diseases	Rate per acre		Timing
		Tilt/Propel	Bumper/Pivot /Nufarm Propiconazole	
Wheat (durum, spring, winter)	Septoria leaf spot (<i>Septoria</i> sp.) Tan spot (<i>Pyrenophora tritici-repentis</i>)	101 - 202 mL	61 - 121 mL	Early Application: For early season suppression (as early as the two leaf stage), use the lower rate under normal field conditions. If there is a history of high disease pressure and/or field conditions favour disease development use the higher rate. Late Application: Use the high rate at later growth stages but before head is half emerged.
Barley	Net blotch (<i>Pyrenophora teres</i>)			
Oats	Septoria leaf blotch (<i>Septoria avenae</i>), crown rust (<i>Puccinia coronata</i>)			
Canary seed	Septoria leaf mottle (<i>Septoria triseti</i>)	202 mL	121 mL	Apply only once at flag leaf emergence.
Timothy	Purple eyespot (<i>Cladosporium phlei</i>)	202 mL	Pivot: 121 mL Bumper/Nufarm Propiconazole: Not registered	Early Application: Apply at the first sign of disease. Late application: Full flowering.
Beans (dry)	Rust (<i>Uromyces</i> spp.)	202 mL	121 mL	Apply when there is 5% disease level in the field, followed by a second application 14 days after the first if disease development persists.
Chickpeas, lentils, peas (dry)	Asian rust (<i>Phakospora pachyrhizi</i>)	202 - 305 mL	Not registered	
		Powdery mildew	202 mL	Not registered
Canola	Blackleg (<i>Leptosphaeria maculans</i>)	202 mL	121 mL	Apply during the rosette stage (2 nd leaf - bolting).
Corn	Rust (<i>Puccinia sorghi</i>)	202 mL	101 mL	Apply at the first sign of the disease.
	Northern corn leaf blight (<i>Setosphaeria turcicum</i>)	101 - 202 mL	61 - 121 mL	
	Eye spot (<i>Aureobasidium zeae</i>)	202 mL	121 mL	

Tilt 250 E/Bumper 418 EC/Pivot 418 EC/Propel/Nufarm Propiconazole Fungicide (cont'd)**Registered Tank Mixes****Herbicides:**

Tilt: 2,4D Amine, MCPA Amine, Buctril M, Pardner, Mextrol, Approve, Horizon, Axial 100EC, Broadband.

Bumper/Nufarm Propiconazole: 2,4D Amine, MCPA Amine, Badge, Bromatril, Horizon 240EC.

Pivot: 2,4D Amine, MCPA Amine, Buctril M, Pardner, Horizon 240EC, Logic M, Badge.

Propel: 2,4D Amine, MCPA Amine, Buctril M, Pardner, Horizon 240EC, Axial 100EC.

Insecticides: In corn only, Tilt, Pivot and Propel may be tank mixed with one of the following pesticides: Matador, Ripcord.

In corn, Bumper/Nufarm Propiconazole may be tank mixed only with Silencer.

In legumes (see label for list of registered crops), Tilt 250E and Propel can be tank mixed with Matador.

Fungicides: In wheat, barley, rye, oats and triticale Tilt 250E and Propel can be tank mixed with Quadris.

In legumes (see label for list of registered crops), Tilt 250E and Propel can be tank mixed with Quadris for Asian soybean rust.

Application Information

How to Apply: Ground and aerial application. **Water Volume:** Ground: 80 L/acre. Aerial: 16 - 20 L/acre.

Application Tips

Good coverage is essential for effective disease control. Any reduction in water volume can reduce disease control. Do not exceed two applications per season.

How it Works

Partially systemic. Propiconazole is transported upwards in plants. It has both preventative and curative activity. Length of control will vary from 3 - 4 weeks depending on disease, crop and environmental conditions. Strongly absorbed by most soils.

Restrictions

Rainfall: If rainfall occurs within one hour of application, re-application is necessary. **Grazing:** Do not graze animals on treated green crops within three days of application. Do not feed straw from crops treated with herbicide tank mixes to livestock. **Pre-harvest Intervals:** Wheat, barley and oats: 45 days. Canola: 60 days. Beans (dry): 30 days. Timothy: 14 days. Corn: 30 days (field corn harvested for forage), 14 days (sweet corn). See label for pre-harvest intervals when tank mixing with a herbicide or an insecticide.

Environmental Precautions

Propiconazole is toxic to fish. Do not spray any body of water by direct application, drift or by cleaning/rinsing spray equipment. Formulated products contain petroleum distillate that is moderately to highly toxic to aquatic organisms.

Toxicity

Tilt: Acute oral LD₅₀ (rats) = > 2,105 mg/kg. Acute dermal LD₅₀ (rabbit) = > 4,250 mg/kg. **Bumper 418 EC/Nufarm Propiconazole:** Acute oral LD₅₀ (rats) = > 2,000 mg/kg. Acute dermal LD₅₀ (rabbit) = > 5,000 mg/kg. **Pivot 418 EC:** Acute oral LD₅₀ (rats) = 872 mg/kg. Acute dermal LD₅₀ (rabbit) = > 5,000 mg/kg. **Propel:** Acute oral LD₅₀ (rats) = 2,105 mg/kg. Acute dermal LD₅₀ (rabbit) = 4,250 mg/kg.

Storage

Heated storage only.

Torrent

Group 21

Formulation

Product	Company	Active ingredient	Formulation	Container size
Torrent (PCP# 30392)	ISK Biosciences Corporation	Cyazofamid: 34.5%	Suspension	1 L, 4 L

Crops, Diseases, Timing, and Application Information

Crops	Diseases	Rate per acre	Timing and specific comments
Potatoes	Late blight (<i>Phytophthora infestans</i>)	40 - 80 mL	Begin applications when conditions are favourable for disease development. For late blight, make applications on a 7-day interval. Do not make more than 1 application of Torrent before alternating to a fungicide with a different mode of action. Do not exceed 6 applications per season.

Note: Torrent 400SC should be tank-mixed with a non-ionic or organosilicone surfactant at the manufacturer's label recommendations.

Application Information

How to Apply: Ground application only. Do not apply by air. **Water Volume:** Ground: 80 - 240 L/acre.

How It Works

Foliar action with some residual activity. Respiration inhibitor.

Restrictions

Grazing: No restrictions listed. **Pre-harvest Interval:** Do not apply within 7 days of harvest. **Re-entry:** Do not enter treated areas for 12 hours after application. **Re-cropping:** A plant-back interval of 30 days is required.

Environmental Precautions

This product is toxic to aquatic organisms. Observe buffer zones specified on the label. **Runoff:** Do not apply to areas where runoff is likely to occur. Avoid application to areas with moderate to steep slope, compacted soil or clay.

Toxicity

Acute oral LD₅₀ (rats) = > 5,000 mg/kg. Acute dermal LD₅₀ (rats) = > 2,000 mg/kg.

Storage

Store in original container in a secure, dry area.

Twinline

Group 3, 11

Formulation

Product	Company	Active ingredient	Formulation	Container size
Twinline (PCP# 30337)	BASF Canada	Pyraclostrobin: 130g/L Metconazole: 90 g/L	Liquid	8.1 L jug 64 L drum 128 L shuttle 400 L tote

Crops, Diseases Controlled, Rates and Staging

Crops	Diseases	Rate per acre	Staging and specific comments
Wheat (all types) Triticale	Tan spot (<i>Pyrenophora tritici-repentis</i>), septoria leaf spot (<i>Septoria</i> sp.), leaf rust (<i>Puccinia recondita</i>), spot blotch (<i>Cochliobolus sativus</i>), stripe rust (<i>Puccinia striiformis</i>), powdery mildew (<i>Erysiphe graminis</i> f. sp. <i>Tritici</i>)	154 - 202 mL	Prior to disease development or at onset of disease. Use the 202 mL/acre rate to obtain extended protection with maximum yield benefits.
Barley	Net blotch (<i>Pyrenophora teres</i>), spot blotch (<i>Cochliobolus sativus</i>), scald (<i>Rhynchosporium secalis</i>), stripe rust (<i>Puccinia striiformis</i>)	154 - 202 mL	
Oats	Crown rust (<i>Puccinia coronata</i>)	154 - 202 mL	
Rye	Leaf rust, powdery mildew	154 - 202 mL	

Registered Tank Mixes

None registered.

Application Information

How to Apply: Ground and aerial application. **Water Volume:** Ground: 40 L/acre. Aerial: 20 L/acre.

Application Tips

Thorough coverage is essential to protect target plants from disease development. Optimal application timing is at the flag leaf of cereals for maximum protection and yield response.

How It Works

The active ingredient metconazole is a broad spectrum sterol biosynthesis inhibitor fungicide. The active ingredient pyraclostrobin is a member of the strobilurin class of chemistry used as a broad spectrum fungicide.

Restrictions

Pre-harvest Intervals: Wheat, barley, oats and rye; apply no later than the end of flowering. **Re-cropping:** A plant-back interval of 35 days is required for all crops not listed on the label. **Re-entry:** After application, a re-entry interval of 6 days. **Rainfall:** Rainfast in 1 hour. Avoid application if heavy rain is forecast. **Grazing:** All crops can be grazed or fed to livestock.

Environmental Precautions

Toxic to aquatic organisms, non-target terrestrial plants and small wild animals. Avoid runoff from treated areas into aquatic areas.

Toxicity

Acute oral LD₅₀ (rats) >50 - <300 mg/kg. Acute dermal LD₅₀ (rats) = >5,000 mg/kg.

Storage

Store in original container. Protect from freezing.

Vertisan

Group 7

Formulation

Product	Company	Active ingredient	Formulation	Container size
Vertisan (PCP# 30332)	E.I. duPont Canada	Penthiopyrad: 200 g/L	Emulsifiable concentrate	10 L

Crops, Diseases Controlled and Rates

Crops	Diseases controlled	Rate per acre	Staging and specific comments
Canola	Sclerotinia stem rot / white mould (<i>Sclerotinia sclerotiorum</i>)	500 - 600 mL	Apply at 20 to 50% bloom stage prior to disease development. Under high disease pressure, a second application can be made 7 - 14 days later. Use higher rate and shorter interval when disease pressure is high.
Dry legumes (chickpea, lentil, broad bean (includes faba beans), field bean, navy bean, pinto bean, field pea)*	Ascochyta blight (<i>Ascochyta spp.</i>)	400 - 600 mL	Begin applications prior to disease development and continue on a 7 - 14 day interval. Use higher rate and shorter interval when disease pressure is high.
	Grey mould (<i>Botrytis cinerea</i>)	500 - 600 mL	
	Suppression of Asian soybean rust	400 - 700 mL	
Cereals	Black stem rust (<i>Puccinia graminis f.sp. tritici</i>) in wheat, oats, triticale, barley. Leaf rust (<i>Puccinia recondite f. sp. tritici</i>) in wheat, rye, triticale Suppression of septoria leaf spot (<i>Septoria tritici</i>) in wheat, barley and triticale	500 - 700 mL	Begin applications prior to disease development and continue on a 7 - 14 day interval. Use higher rate and shorter interval when disease pressure is high. For optimizing yield and flag leaf disease control, apply at Feeke's 9 (flag leaf emerged). Do not apply after flowering (Feekes 10.5.1).
Corn	Common rust (<i>Puccinia sorghi</i>) Suppression of grey leaf spot (<i>Cercospora zea-maydis</i>)	400 - 700 mL	Begin applications prior to disease development and continue on a 7 - 14 day interval. Use higher rate and shorter interval when disease pressure is high. For suppression of grey leaf spot, add a non-ionic surfactant at 0.125% v/v.
Soybean	Suppression of Asian soybean rust (<i>Phakospora pachyrhizi</i>), brown spot (<i>Septoria glycines</i>), frog-eye leafspot (<i>Cercospora sojina</i>)	400 - 700 mL	Begin applications prior to disease development and continue on a 7 - 14 day interval. Use higher rate and shorter interval when disease pressure is high.
Sunflower	Suppression of rust (<i>Puccinia helianthi</i>) and sclerotinia head rot (<i>Sclerotinia sclerotiorum</i>)	700 mL	Begin applications prior to disease development and continue on a 7 - 14 day interval. Use higher rate and shorter interval when disease pressure is high.
Potatoes	Suppression of early blight (<i>Alternaria solani</i>)	400 - 700 mL	Begin applications prior to disease development and continue on a 7 - 14 day interval. Use higher rate and shorter interval when disease pressure is high.
	Control of grey mould (<i>Botrytis cinerea</i>)	500 - 600 mL	
	Suppression of stem rot (<i>Rhizoctonia solani</i>)	15.5 - 31 mL per 100 m row	In furrow at planting, using 1.4 to 1.75 L water per 100 row meters. Do not exceed 0.7 L per acre

*See label for complete list of registered bean and pea types.

Vertisan (cont'd)**Registered Tank Mixes**

None registered.

Application Information

How to Apply: Ground and aerial application. **Water Volume:** Ground: 45 L/acre. Aerial: 16 L/ acre.

Application Tips

Use sufficient water to obtain thorough coverage of plants. Do not apply under periods of dead calm. Avoid application of this product when winds are gusty.

How it Works

The active ingredient penthiopyrad is a carboxamide fungicide with broad spectrum, locally systemic and curative properties recommended for foliar and soil-borne plant diseases.

Restrictions

Rainfall: Rainfast 30 minutes after application. **Grazing:** Do not graze until 14 days after application. **Pre-harvest Intervals (days):** Canola, dry legumes (21); soybean, sunflower (14); corn, potatoes (7); cereal grains – no restriction. **Re-entry:** Do not re-enter treated area until 12 hours after application. **Re-cropping:** Refer to label for information on re-cropping restrictions. **Maximum Number of Applications:** Do not exceed 2 consecutive applications of this product before switching to a fungicide with a different mode of action. Maximum seasonal use rate: Canola, dry legumes, soybean: 1.2 L/acre, cereal grains, corn: 1.4 L/acre, sunflower: 1.8 L/acre.

Environmental Precautions

This product is toxic to fish. Do not apply directly to water or to areas where surface water is present. Do not contaminate water when cleaning equipment or disposing of equipment wash waters or rinsate. Drift and runoff may be hazardous to aquatic organisms in water adjacent to treated areas.

Overspray or drift to sensitive habitats must be avoided. A buffer zone is required; refer to Directions For Use on Vertisan product label for buffer zones. Do not contaminate sensitive habitats when cleaning and rinsing spray equipment and containers.

Toxicity

Acute oral LD₅₀ (rats) = >5,000 mg/kg. Acute dermal LD₅₀ (rats) = > 5,000 mg/kg.

Storage

Store product in original container only. Keep in a dry, cool and well-ventilated place. Avoid extreme heat or cold.

Zampro

Group 40, 45

Formulation

Product	Company	Active ingredient	Formulation	Container size
Zampro (PCP# 30321)	BASF Canada	Ametoctradin: 300 g/L Dimethomorph: 225 g/L	Suspension	4.14 L

Crops, Diseases, Timing, and Application Information

Crops	Diseases	Rate per acre	Timing and specific comments
Potatoes	Late blight (<i>Phytophthora infestans</i>)	0.32 - 0.40 L	Begin applications prior to disease development. Repeat applications on a 5 - 10 day interval. Use the higher application rate and shorter interval when disease pressure is high. Do not make more than 2 sequential applications of Zampro before alternating to a fungicide with a different mode of action. Do not exceed 3 applications per season.
	Tuber blight (<i>Phytophthora infestans</i>)	0.40 L	Application of Zampro immediately prior to or after vine kill helps reduce tuber blight.

Application Information

How to Apply: Ground and aerial application. **Water Volume:** Ground: 80 L/acre. Aerial: 20 L/ acre.

How It Works

Zampro consists of two fungicides. Ametoctradin is a non-systemic and preventative compound. It acts on pathogen cells by interfering with their respiration process. Dimethomorph is a systemic fungicide with protective activity. It acts as a lipid synthesis inhibitor.

Restrictions

Grazing: No restrictions listed. **Pre-harvest Interval:** Do not apply within 4 days of harvest. **Re-entry:** Do not enter treated areas for 12 hours after application. **Re-cropping:** A plant-back interval of 30 days is required for all crops not listed on the label.

Environmental Precautions

This product is toxic to aquatic organisms. Observe buffer zones specified on the label. **Runoff:** Do not apply to areas where runoff is likely to occur. Avoid application to areas with moderate to steep slope, compacted soil or clay. Avoid application when heavy rain is forecast.

Toxicity

Acute oral LD₅₀ (rats) = > 500 - 2000 mg/kg. Acute dermal LD₅₀ (rats) = > 5,000 mg/kg.

Storage

Store in original container in a secure, dry area. Do not allow product to freeze.

Fungicide - Foliar Treatment Selector Chart

Canola, Mustard and Flax

Crop	Canola											Mustard	Flax				
Products	Acapela	Astound	Bumper/Pivot/Tilt/Propel	Contans WG	Headline EC	Lance	Priaxor	Proline 480 SC	Quadris	Rovral RX/Overall 240SC/Rovral Flo	Seranade ASO	Vertisan	Proline 480 SC	Priaxor	Headline EC	Priaxor	Proline 480 SC
Alternaria black spot					C	C	C		C	C				C			
Blackleg			C		C		C		C					C			
Pasmo															C	C	
Sclerotinia white mould	C	C		C	C	S	C	C	C	C	C	C	C	S		S	C

Corn, Alfalfa (grown for seed), Grasses (grown for seed) and Sugar Beets

Crop	Corn							Alfalfa				Grasses		Sugar beet											
Products	Acapela	Bravo 500	Bumper/Pivot/Tilt/Propel	Headline EC	Priaxor	Quadris	Quilt	Vertisan	Headline EC	Fontelis	Lance	Mancozeb –based products*	Priaxor	Rovral RX/Overall 240 SC	Headline EC	Priaxor	Headline EC	Mancozeb –based products**	Polyram DF	Priaxor	Quadris Top	Caramba	Senator 70 WP	Copper based products***	
Northern leaf blight	C		C		C																				
Rusts		C	C	C		C	C	C																	
Gray leaf spot				C	C		C	S																	
Eye spot		C	C		S		C																		
Common leaf spot									C		C	C	C												
Spring black stem/leaf spot											C	C													
Sclerotinia stem rot										C				C											
Leaf rust and stem rust															C	C									
Powdery mildew															C	S	C			C	C				
Cercospora leaf spot																	C	C	C	C	C	C	C	C	C

C = Control, S = Suppression

* Registered products include: Dithane DG 75, Manzate 75 DF, Manzate Pro-stick, Pencozeb 75 DG

** Registered products include: Dithane DG, Manzate DF, Manzate Pro-stick, Pencozeb 80 WP

*** Registered copper based products include: Coppercide WP, Parasol WG, Parasol WP

Fungicide - Foliar Treatment Selector Chart

Pulse Crops

Crop	Beans													Lentil/Chickpea																		
	Acapela	Allegro	Bumper/Pivot/Tilt/Propel	Contnas WG	Copper 53 W	Delaro 325 SC ****	Headline EC	Lance	Priaxor	Propulse	Quadris	Quilt	Serenade CPB	Senator 70 WP	Vertisan	Acapela	Bravo 500	Bumper/Pivot/Tilt/Propel	Delaro 325 SC	Headline DUO	Headline EC	Lance	Mancozeb-based products ***	Priaxor	Priaxor DS	Proline 480 SC	Propulse	Quadris	Quilt	Serenada CPB	Vertisan	
Asian bean rust	C					C					C	C		S	C		C													C	C	S
Anthracnose					C		C		C		C					C*		C*	C*	C*		C	C*	C*					C*	C*		
Aschochyta blight										C	C			C		C		C	C	C*	C	C*	C	C	C	C	C	C			C	
Bacterial blight					C																											
Botrytis gray mould													C	C				C	C			C		S						C	C	
Mycosphaerella blight							C			C	C																C					
Powdery mildew							C		C		C	C					C												C			
Downy mildew					C																											
Rust			C				C		C																			C*				
Sclerotinia white mold	S	C		C	S		C		C				C	C	S			C	C			C		S	S		C			C		

* Only in lentil

** Only in chickpea

*** Registered products include: Dithane DG, Manzate DF, Manzate Pro-stick, Pencozeb 75 DF

**** Soybean only

C= Control, S= Suppression

Fungicide - Foliar Treatment Selector Chart

Pulse Crops (cont'd)

Crop	Peas												
	Acapela	Bravo 500	Bumper/Pivot/Tilt/Propel	Delaro 325 SC	Headline EC	Kumulus DF	Lance	Priaxor	Priaxor DS	Quadris	Quilt	Serenade CPB	Vertisan
Asian bean rust	C		C		C			C	C	C	C		S
Anthracnose													
Aschochyta blight		C		C			C			C			C
Bacterial blight													
Botrytis gray mould				C			C					C	C
Mycosphaerella blight	C			C	C		C	C	C	C			
Powdery mildew			C		C	C		C	C	C	C		
Downy mildew								S					
Rust													
Sclerotinia white mold	S			C				S	S			C	

Fungicide - Foliar Treatment Selector Chart

Potato

Products	Acrobat WP*	Allegro 500 F	Bravo 500/Bravo ZN	Cabrio Plus	Copper-based products**	Curzate 60 DF*	Gavel 75 DF	Headline EC	Lance	Mancozeb-based products***	Phostrol	Polyram DF	Quadris	Quadris Top	Rampart	Ranman 400 SC/Torrent	Reason 500 SC	Revus	Ridomil Gold/ Bravo	Scala SC*	Stadium	Tanos 50 DF	Tattoo C	Vertisan	Zampro	
Botrytis gray mould			C																C					C		
Brown spot														S												
Black dot														S												
Early blight			C	C	C		C	C	C	C		C	C	C			C*		C	C*		C		S		
Fusarium dry rot																					C					
Late blight	C	C	C	C	C	C*	C	C	C	C	C	C	C	C	C†	C	C*	C	C			C	C		C	
Late blight tuber rot											C†								C							
Pythium leak																			S							
Pink rot											C†				C†				S							
Silver scurf													C								S					

* Must not be used alone. Use only as a tank mixture.

** Copper-based products are: Copper 53 W, Copper Spray, Kocide 2000 and Parasol

*** Mancozeb-based products are Dithane DG Rainshield NT, Manzate DF, Manzate Pro Stick, Cerexaagri

† Control achieved with post-harvest application.

C = Control, S = Suppression

Pesticide Application Record

Field description: _____ Acres: _____ Crop: _____
 Variety: _____ Date seeded: _____ Fertilizer: _____ Rate: _____ Date: _____
 Crop stage: _____ Scouting date: _____ Date results were checked: _____

Pest Weed/Insect/Disease		Density				Results	Field Diagram	
Species	Leaf stage/ Instar/Symptom	Patches	Low	Medium	High			

Comments: _____

Application Information							Environment Information			
Pesticide used	Date and time	Rate per acre	Water volume per acre	Acres per tank	Pesticide volume per tank	Tanks per field	Crop stand	Soil moisture	Temperature	Wind speed and direction
1 Lot #: _____							Ex. G. Fr. Pr.	Ex. G. Fr. Pr.		
2 Lot #: _____							Ex. G. Fr. Pr.	Ex. G. Fr. Pr.		
3 Lot #: _____							Ex. G. Fr. Pr.	Ex. G. Fr. Pr.		

Comments: _____

Note: Ex. = Excellent G. = Good Fr. = Fair Pr. = Poor

POISON CONTROL CENTRE (ALBERTA)

Toll-free Alberta Wide

1-800-332-1414

Calgary Only

(403) 944-1414


Phone number of the Emergency Department of the hospital in
your area is (403) or (780) _____

When you call the Poison Centre


1. Remain calm.
2. Bring the container and/or label with you to the phone.
3. Be prepared to answer some questions.
 - a. age and weight of patient
 - b. name and amount of product
 - c. **time poisoning happened**
 - d. **any symptoms**
 - e. **circumstances surrounding the incident**
 - f. **your name and phone number**
4. Follow instructions carefully.
5. Keep your line free if the Poison Centre has to return your call.
6. **Do not attempt any additional first aid unless the Poison Centre has instructed you.**

Also Available

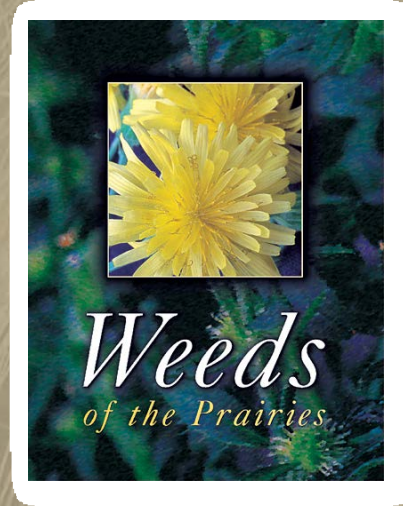
from Alberta Agriculture and Rural Development



Alberta Forage Manual contains extensive descriptions of forage species and their growth habits to help in planning forage management programs. Fully illustrated with over 350 colour images, plus line drawings, tables, charts and graphs, this forage reference work provides a wealth of information. 350 pages.
Agdex 120/20-1 \$30.00



Commercial Vegetable Production on the Prairies is a great tool for new and experienced vegetable growers at all scales of commercial production. Growers can plan every step of their production, from seeding/transplanting to harvesting and storage. Full colour images in all chapters, especially pest management, and details on each vegetable crop cover all the topics. 300 pages.
Agdex 250/13-1 \$20.00



Weeds of the Prairies is a comprehensive field guide to the common weeds across the Canadian Prairie provinces. Detailing 112 weeds, this book gives you over 500 full-colour photos of the weeds at different growth stages. Weeds are colour-coded by flower colour for easy reference. 266 pages.
Agdex 640-4 \$25.00



Order from Alberta Agriculture and Rural Development's catalogue of over 600 information books, fact sheets, videos and CD's. Call our order line at **780-427-0391** and ask for a free copy of our catalogue or visit www.agriculture.alberta.ca/publications

Alberta
Government