



# CROP PROTECTION 2020

**Is the Blue Book valuable?  
We want to hear from you.**

[alberta.ca/blue-book-feedback](https://alberta.ca/blue-book-feedback)

**FREE PDF VERSION AVAILABLE**

visit [alberta.ca/crop-protection-manual.aspx](https://alberta.ca/crop-protection-manual.aspx)

Agdex 606-1

*Alberta* 

# Disclaimer

This publication is intended to be used as a guide only. Information contained here is that available at the time of printing (February 2020). While every effort has been made to ensure accuracy, Alberta Agriculture and Forestry does not accept responsibility for label changes, errors in conversion or otherwise. It remains the responsibility of the readers to follow product information contained on the product label or package insert. The publisher, editor and all contributors to this publication cannot be held responsible for publication errors or any consequence resulting from the use of this publication.

**Note:** Some approved minor use registrations may not appear on the product label. Check with product write-up for details.

**All recommendations in this publication are given in quantity of commercial product per acre (L or kg/ac).** Product labels are given in quantity of product per hectare (L or kg/ha). To avoid application errors, be sure to read and understand label recommendations.

## **Warning**

The use of a pesticide in any manner not published on the label or registered under the *Minor Use Pesticides Program* constitutes an offence under both the *Federal Pest Control Products Act* and Alberta's *Environmental Protection and Enhancement Act*.

Questions or concerns, contact:

Alberta Ag-Info Centre

Phone: 310-FARM (3276)

Email: [aginfocentre@gov.ab.ca](mailto:aginfocentre@gov.ab.ca)

Copies of this publication may be ordered from:

<https://eservices.alberta.ca/agriculture-publications.html>

or by calling 780-427-0391

Free pdf version is available at:

[www.alberta.ca/crop-protection-manual](http://www.alberta.ca/crop-protection-manual)



# **CROP PROTECTION 2020**

Edited by

**Harry Brook and Mark Cutts**

Alberta Agriculture and Forestry

in co-operation with the agro-chemical industry

Published by:

Alberta Agriculture and Forestry  
Strategy, Policy and Extension Services  
7000 - 113 Street  
Edmonton, Alberta  
Canada T6H 5T6

Production Coordinator: Erin Collier  
Production Editor: Lois Hameister  
Production Layout: Backstreet Creative Inc.

Copyright © 2020. Her Majesty the Queen in Right of Alberta  
(Alberta Agriculture and Forestry).  
All rights reserved.

No part of this publication may be reproduced, stored in a retrieval  
system, or transmitted in any form or by any means, electronic,  
mechanical photocopying, recording or otherwise without  
written permission from Strategy, Policy and Extension Services,  
Alberta Agriculture and Forestry.

ISBN 978-1-4601-4635-4 (Print)  
ISSN 1201-5059 (Print)

Printed February 2020

ISBN 978-1-4601-4636-1 (PDF)  
ISSN 2369-8888 (Online)

# Contents

	Page/s		Page/s
Address and Telephone Numbers .....	1	First Aid .....	33
Chemical Companies .....	1	Poison Information Centres .....	33
Pest Management Regulatory Agency .....	2	Standard First Aid Measures.....	33
Leaf Stages – Cereals and Grasses.....	3	Glossary of Terms in Pest Control.....	34
Leaf Stages – Broadleaf Weeds.....	4	Alberta Agriculture Offices.....	35
Cereal Growth Stages.....	5	<b>Herbicides</b>	
Pea Node Leaf Stages .....	6	Herbicide Index.....	36
Bean Leaf Stages .....	7	Chemical Weed Control in Alberta .....	39
Lentil and Chickpea Leaf Stages.....	8	Water Used for Spray Application .....	40
How to Use This Resource.....	9	Pesticide Resistance.....	40
Chemical Pest Control Summary.....	9	Herbicide Group Classification by	
Sprayer Operations .....	10	Mode of Action .....	42
Sprayer Calibration .....	11	Herbicides .....	46
Standard Benchmarks.....	11	Herbicide Selector Charts.....	341
Calibrating Small Sprayers .....	12	<b>Insecticides</b>	
Preparation and Application of Pesticides .....	12	Insecticide Index .....	399
Tank Mixtures.....	12	Chemical Insect Control in Alberta .....	400
Adjuvants (surfactants, wetting agents,		Insecticide Group Classification by	
spreaders, etc.).....	12	Mode of Action .....	404
Preparing a tank mix .....	13	Insecticides .....	406
Specific Mixing Instructions.....	13	Insecticide Selector Charts .....	456
Sprayer Clean-out.....	14	<b>Seed Treatments</b>	
What to Do if Results Are Unsatisfactory .....	16	Seed Treatment Index.....	461
Pesticides and the Environment .....	16	Seed Treatment of Cereal, Forage,	
Responding to a Pesticide Related Concern .....	16	Oilseed and Pulse Crops .....	462
Pesticide Residues Found in		Seed Treatment Fungicide Group Classification	
Alberta Water Sources.....	17	by Mode of Action .....	463
Pesticide Applicator Certificate .....	17	Seed Treatments .....	464
Farmer Certification Requirements .....	17	Seed Treatment Selector Charts .....	518
Pesticide User Responsibility.....	18	<b>Fungicides</b>	
Pesticide Container Site Locations.....	22	Foliar Fungicide Index.....	523
Safety Precautions.....	25	Chemical Control of Plant Diseases	
Warning Symbols.....	25	in Alberta.....	524
Pesticide Toxicity, Hazard and Risk.....	25	Fungicide Group Classification by	
Symptoms of Poisoning .....	26	Mode of Action .....	525
Reducing the Risk of Exposure to Pesticides .....	26	Fungicides.....	527
Absorption Rates .....	26	Fungicide – Foliar Treatment Selector Charts.....	609
Protective Clothing and Equipment .....	27	Pesticide Application Record .....	616
Cleaning of Clothes and Equipment .....	30		
Specific Cleaning Procedures for Pesticides .....	31		
Other Precautions and Safety Tips .....	32		
Grazing and Haying Restrictions .....	32		
Farm Safety Program .....	32		



# Address and Telephone Numbers

## Chemical Companies

---

### **ADAMA Agricultural Solutions Canada Ltd.**

300 - 191 Lombard Avenue  
Winnipeg, MB R3B 0X1  
Toll Free: 1-855-264-6262

### **Adjuvants Plus Inc.**

1755 Division Road North  
Kingsville, ON N9Y 2Y8  
Toll Free: 1-877-512-4659

### **AgraCity Crop and Nutrition Ltd. (New Agco)**

320 22nd Street East  
Saskatoon, SK S7K 0H1  
Toll Free: 1-844-269-3276

### **BASF Canada**

100 Milverton Drive, 5th Floor  
Mississauga, ON L5R 4H1  
416-675-3611 Toll Free: 1-877-371-2273  
Website: [www.agproducts.basf.com](http://www.agproducts.basf.com)

### **Bayer CropScience Inc.**

#200, 160 Quarry Park Blvd., SE  
Calgary, AB T2P 3G3  
1-888-283-6847  
Website: [www.bayercropscience.ca](http://www.bayercropscience.ca)

### **Belchim Crop Protection Canada**

104 Cooper Dr. Unit 3  
Guelph, ON N1G 4X5  
519-826-7878 Toll Free: 1-866-613-3336  
Website: [www.engageagro.com](http://www.engageagro.com)

### **Chemtura Co.**

25 Erb Street  
Elmira, ON N3B 3A3  
1-800-350-1745

### **Corteva Agriscience of DowDuPont**

2450 - 215 2nd Street SW  
Calgary, AB T2P 1M4  
1-800-667-3852  
[www.corteva.ca](http://www.corteva.ca)

### **FMC of Canada**

6755 Mississauga Road, Suite 204  
Mississauga, ON L5N 7Y2  
Client Support: 1-833-362-7722  
Website: [www.fmccrop.ca](http://www.fmccrop.ca)

### **Gowan Company**

P.O. Box 5569  
Yuma, AZ 85366-5569  
Toll Free: 1-800-833-5720  
Website: [www.gowanco.com](http://www.gowanco.com)

### **Interprovincial Co-operative Limited**

945 Marion Street  
Winnipeg, MB R2J 0K7  
(204) 233-3461  
Website: [www.ipco.ca](http://www.ipco.ca)

### **Loveland Products Canada Inc.**

789 Donnybrook Drive  
Dorchester, ON N0L 1G5  
Toll Free: 1-800-328-4678

### **Monsanto Canada Inc.**

67 Scurfield Blvd.  
Winnipeg, MB R3Y 1G4  
Toll Free: 1-800-667-4944  
Website: [www.monsanto.ca](http://www.monsanto.ca)

### **Norac Concepts Inc.**

P.O. Box 31097  
Guelph, ON N1H 8K1  
519-821-3110  
24 Hour Emergency: (613) 787-5620  
Website: [www.noracconcepts.com](http://www.noracconcepts.com)

### **Nufarm Agriculture Inc.**

5507 - 1st Street S.E.  
Calgary, AB T2H 1H9  
Toll Free: 1-800-868-5444  
24 Hour Emergency: 1-800-424-9300  
Website: [www.nufarm.ca](http://www.nufarm.ca)

**Peacock Industries Inc.**

Box 750  
Hague, SK S0K 1X0  
306-225-4691  
Website: [www.grasshoppercontrol.com](http://www.grasshoppercontrol.com)

**Sharda Canada**

Toll free: 1-844-810-5720  
Email: [admin.ca@shardaintl.com](mailto:admin.ca@shardaintl.com)  
Website: [www.Shardacanada.ca](http://www.Shardacanada.ca)

**Syngenta Crop Protection Canada Inc.**

#300, 6700 MacLeod Trail South  
Calgary, AB T2H 0L3  
Toll Free: 1-877-964-3682  
24 Hour Emergency: 1-800-327-8633  
Website: [www.syngenta.ca](http://www.syngenta.ca)

**UAP Canada Inc.**

789 Donnybrook Drive  
Dorchester, ON N0L 1G5  
Info Line: 1-800-561-5444  
24 Hour Emergency: 1-800-561-8273  
Website: [www.uap.ca](http://www.uap.ca)

*Note: UAP is a distributor for all Sharda products and any questions regarding these products can be directed to the UAP Info line.*

**Univar Solutions**

99 Lowson Crescent  
Winnipeg, MB R3P 0T3  
Toll Free: 1-855-888-8648  
Website: [www.univarsolutions.com](http://www.univarsolutions.com)

**UPL Ltd.**

998, 105 - 150 Crowfoot Crescent N.W.  
Calgary, AB T3G 3T2  
Toll Free: 1-866-761-9397  
Fax: 1-866-231-8957

## Pest Management Regulatory Agency

The Pest Management Regulatory Agency (PMRA) of Health Canada is responsible for providing safe access to pest management tools, such as pesticides and sustainable pest management strategies, while minimizing risks. The Agency registers all pest control products that may be used in Canada. If there are questions or inquiries regarding pesticides, product labels or safety precautions, contact PMRA at the following telephone numbers:

**Edmonton 780-495-5042**

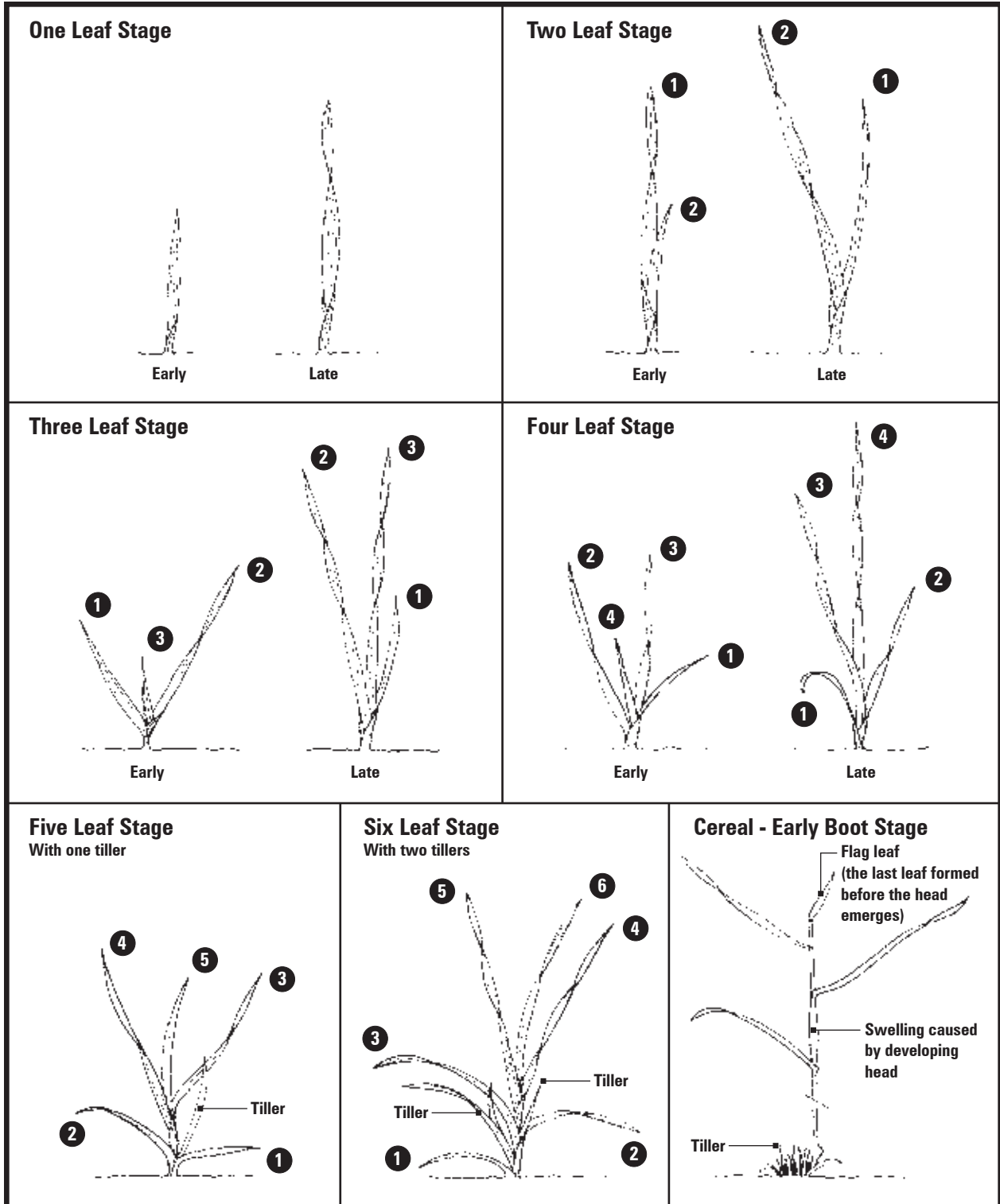
**National toll free number:** 1-800-267-6315 – Pest Management Information Service

**Visit the website:** <http://www.hc-sc.gc.ca/cps-spc/pest/index-eng.php>

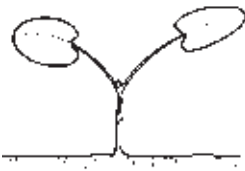

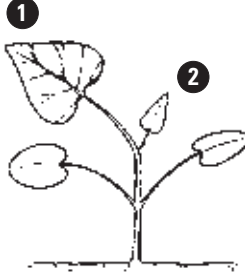
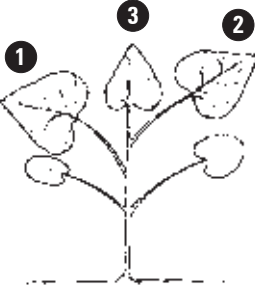
On line versions of the current labels are available via the following link:  
<https://www.canada.ca/en/health-canada/services/consumer-product-safety/pesticides-pest-management/registrants-applicants/tools/pesticide-label-search.html>


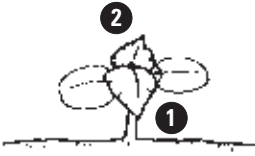
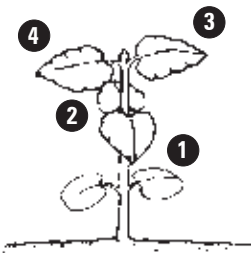
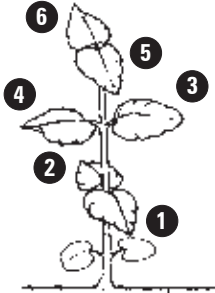



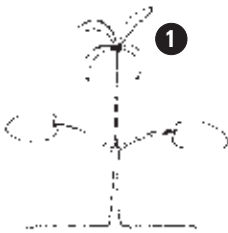
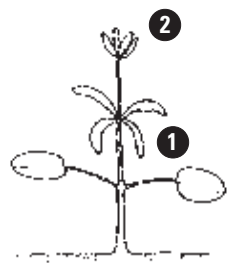
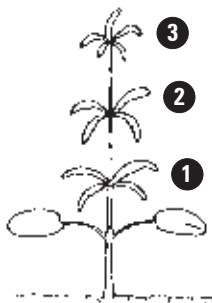
# Leaf Stages - Cereals and Grasses



# Leaf Stages – Broadleaf Weeds

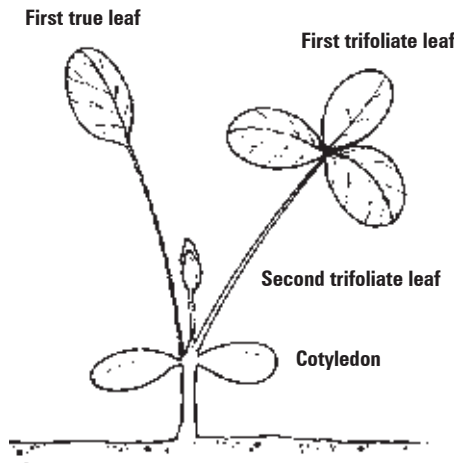
<p><b>Alternate Leaves</b></p>  <p>Cotyledon Stage</p>	 <p>One Leaf Stage</p>
 <p>Two Leaf Stage</p>	 <p>Three Leaf Stage</p>

<p><b>Opposite Leaves</b></p>  <p>Cotyledon Stage</p>	 <p>Two Leaf Stage</p>
 <p>Four Leaf Stage</p>	 <p>Six Leaf Stage</p>

<p><b>Whorled Leaves</b></p>  <p>Cotyledon Stage</p>	 <p>One Whorl Stage</p>
 <p>Two Whorl Stage</p>	 <p>Three Whorl Stage</p>

**Leaf Stages – Legume Crops**

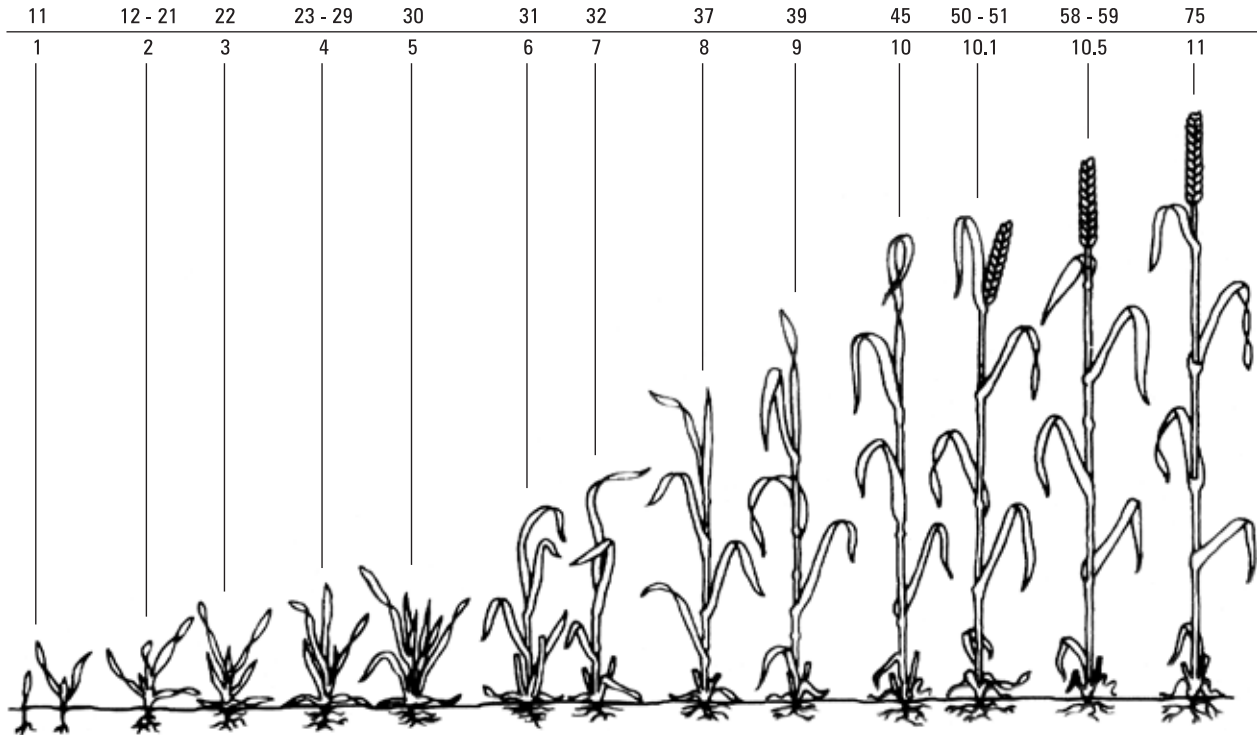
**Alfalfa and Clovers**



Second Trifoliate Leaf Stage

# Cereal Growth Stages

**Zadoks Decimal Growth Stages**



**Feekes Large Growth Stages**

One leaf	Two tillers formed	Leaf sheaths strongly erect	Second node detectable	Ligule of flag leaf just visible	Fist ear just visible	Ripening
	Tillering begins	Leaf sheaths lengthen	First node detectable	Flag leaf just visible	Boots swollen	All ears out of sheath

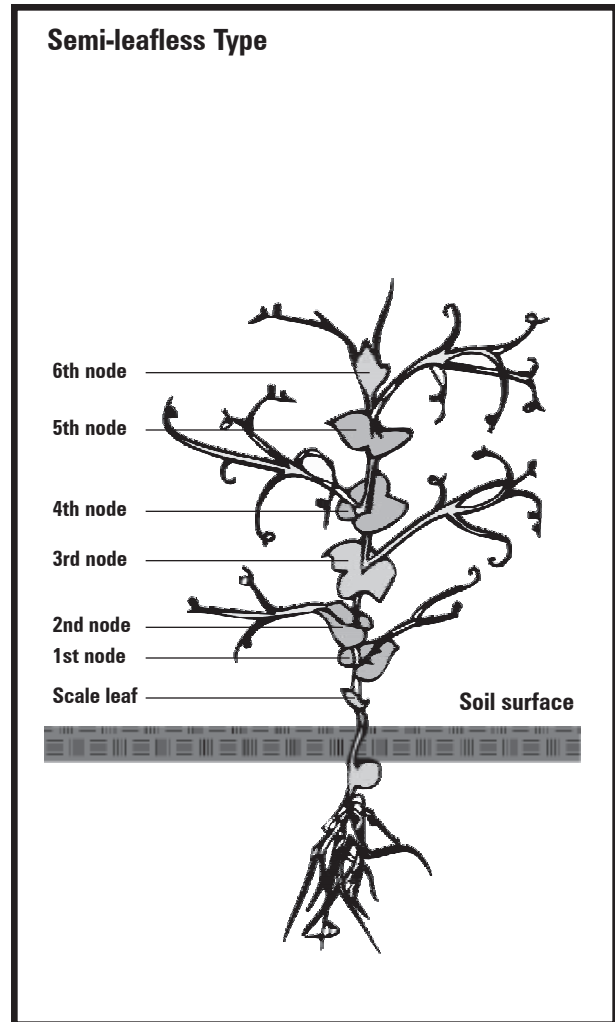
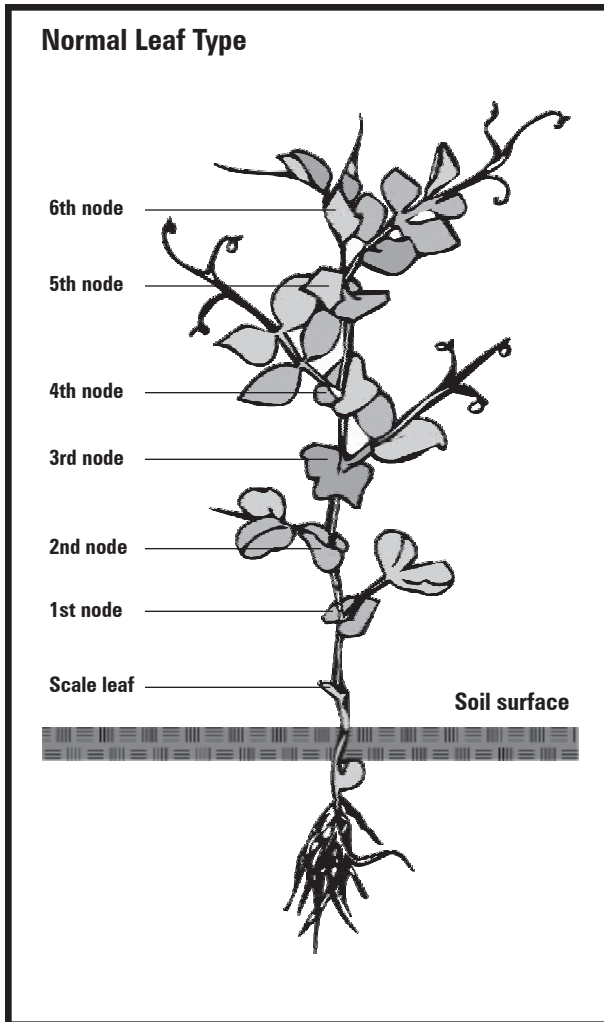
The Feekes and Zadoks scales define the growth stages of a relatively uniform cereal crop. Completion of these growth stages by the cereal crop will be influenced greatly by soil temperature, moisture, air temperature and day length. For example, stages 2 to 5 in the Feekes scale may take 5 or 6 weeks, whereas stages 6 to 10 may be completed in 2 to 3 weeks under prairie conditions.

To establish the growth stage of a cereal crop using either of these scales, it is necessary to collect a random sample of plants to determine the level of growth attained by the majority of the plants.





Under good growing conditions, examination of up to 10 random selected plants may be appropriate. Under conditions of uneven germination and low soil moisture, growth stage assessment may require larger samples.

Application of an agrochemical must be timed precisely to maximize the desired effect on the target crop. All agrochemical applications (fungicides, growth regulators, herbicides, or supplemental nutrients) must be based on physiological growth stage of the crop. Applications based on calendar days are less accurate and will be less successful.

# Pea Node Leaf Stages

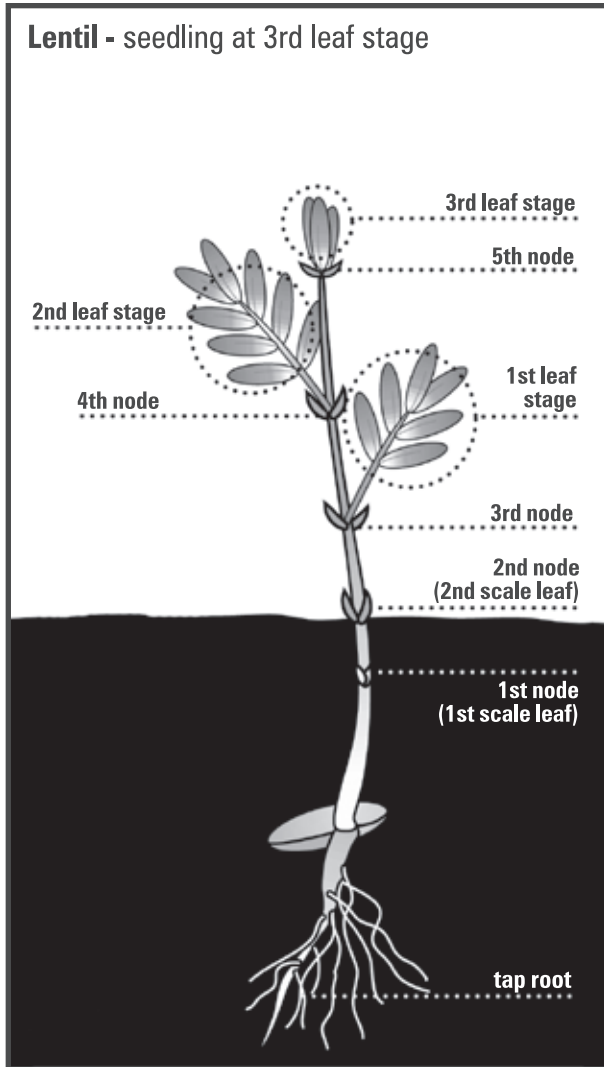


# Bean Leaf Stages

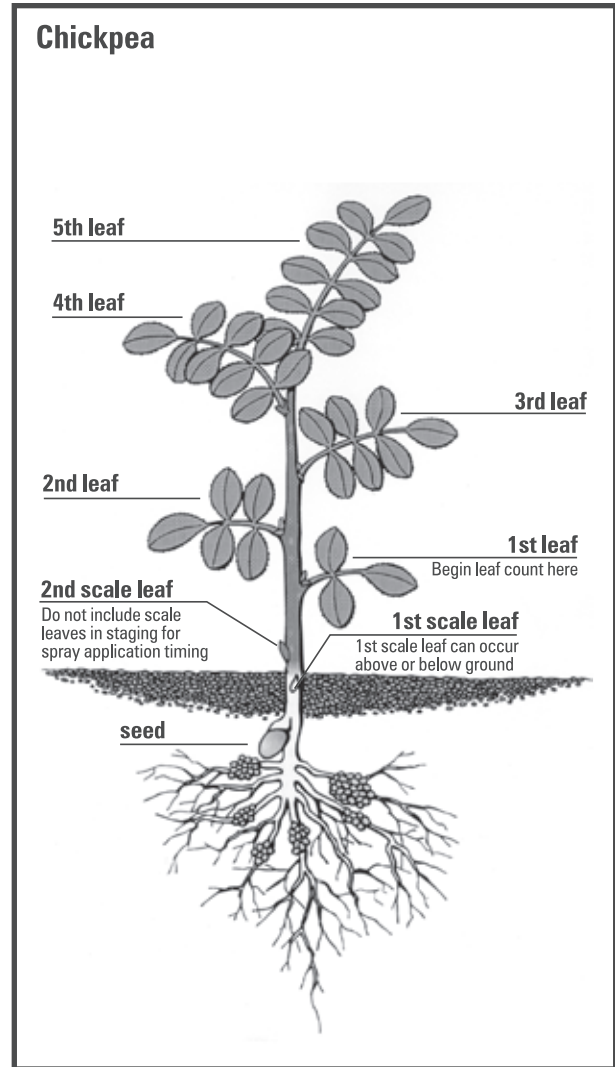
<p><b>Unifoliate</b></p> 	<p><b>1st Trifoliate</b></p> 
<p><b>3rd Trifoliate</b></p> 	<p><b>4th Trifoliate</b></p> 

Source: BASF Canada  
Acknowledgement: Technical expertise from Dr. Al Slinkard.

# Lentil and Chickpea Leaf Stages



Lentil drawing courtesy of Saskatchewan Pulse Growers.



Source: BASF Canada

Acknowledgement: Technical expertise from Dr. Al Slinkard.

# How to Use This Resource

This publication assists in the selection and application of pesticides. The pesticides are grouped into four main sections:

- herbicides
- insecticides
- seed treatments
- foliar fungicides

Each section is indexed separately and has helpful selector charts after the registration information.

Use the pesticide selector charts and the detailed pesticide descriptions to choose the most appropriate chemicals. To select a suitable pesticide, follow these steps:

- Identify the pest(s).
- Refer to the chart for weed or insect pests, and record the pesticide(s) available.
- Refer to the appropriate pesticide(s) in the text, and select the product best suited to your operation.
- Apply the pesticide strictly according to instructions given on the label attached to the product container.

## Chemical Pest Control Summary

### **Know your problem(s):**

- Identify the pest(s).
- Estimate infestation level or probable economic loss to determine if treatment is required.
- Know the crop variety. Some products are restricted to, or excluded from, use on specific crop types or varieties.
- If necessary, note soil type or texture of the area to be treated.

### **If chemical control is necessary, choose a pesticide based on the following criteria:**

- Registered products for the given crop (tank mixes may have separate recommendations).
- Pests controlled by the product.
- Crop and pest stage of growth or development.
- Recommended application time (e.g. spring, summer, fall; time of day).
- Cropping and/or harvest restrictions of product(s) considered.
- Use the least toxic, suitable product.

### **Read product label directions for:**

- Recommended rate(s) for the particular pest, infestation level, crop and field conditions.
- Method of application.
- Any application restrictions during adverse or extreme weather conditions.
- Any other restrictions, cautions or special instructions.

### **Clean, prepare, maintain application equipment:**

- Lubricate and repair equipment to get the best possible performance.
- Clean spray tank of residues to prevent crop damage or problems with equipment.
- Clean, calibrate and, if necessary, replace spray nozzles.
- Check pump and pressure system.

### Safely prepare pesticides for application:

- Use protective clothing and recommended safety equipment; the exposure hazard is greatest during mixing.
- Follow the mixing instructions.
- Use the specified amount and quality of water.
- Use recommended rates (tank mix rates may be different from each pesticide used alone).
- If specified, add adjuvants.
- Record the following: rates used, mix order, pesticides and adjuvants used as well as water quality for future reference.

### Apply pesticides using:

- Recommended safety precautions and equipment.
- Proper application equipment.
- Recommended rates of pesticides, adjuvants and water.
- Proper time (e.g. growth stage, time of day, season).
- Recommended techniques (e.g. ground speed, pressure, incorporation).
- Record weather conditions at time of application, techniques used, growth stage of crop and pests for future reference.

## Sprayer Operations

A summary of sprayer operations is presented in this publication.

### Getting the sprayer ready:

- Preliminary maintenance, adjustments and settings must be made according to the operator's manual.
- The entire sprayer system should be cleaned and rinsed.
- Ensure that all nozzles are the same size and spray angle by checking the code number on the nozzle tip.
- Partially fill sprayer tank with clean water.

- Check the pump for adequate output. If the desired spraying pressure can be achieved with the agitator and boom valves open, the pump output is okay.
- Check accuracy of main sprayer gauge by installing a new gauge on the boom end temporarily and compare the pressure readings. The readings should be identical.
- Inspect spray patterns and replace tips that have streaky patterns. Flat fan nozzles should be aligned, so the patterns do not interfere with each other.

### Sample Nozzle Chart

Nozzle number	Pressure kPa	Litres per minute	Litres per acre (50 cm spacing)			
			6 km/h	8 km/h	9 km/h	10 km/h
11001	275	0.38	30	22	20	18
110015	275	0.57	45	34	30	27
11002*	275	0.75	60	45	40	36

\* Standard tips for 40 L/acre at 275 kPa and 9 km/h. For nozzles not included, refer to manufacturer's data.

**Note:** If spray charts are not available for your nozzles, the following formula may be used to establish the ground speed required to apply the desired litres per acre.

#### Formula:

$$\frac{\text{Average nozzle output (L/min)} \times 240}{\text{Litres per acre} \times \text{nozzle spacing (m)}^*} = \text{km/h}$$

\* Standard nozzle spacing is 0.5 m.

#### Example:

$$\frac{0.75 \text{ L/min} \times 240}{40 \text{ L/acre} \times 0.5 \text{ m}} = \frac{180}{20} = 9 \text{ km/h}$$



## Nozzle tip calibration

The output of individual nozzles must be within 5 per cent of the average nozzle output to provide an even volume over the width of the spray swath. Nozzles with outputs either above or below this value must be replaced.

- With the sprayer operating at the recommended spraying pressure (275 kPa), collect, measure and record the output from each nozzle on the boom for one minute. Note: if nozzle strainers are equipped with ball-check valves, increase pressure by 35 kPa.
- Calculate the average output.
- Replace nozzles with output 5 per cent greater than average. Clean and recheck nozzles with output 5 per cent less than average.

## Ground speed determination

Actual ground speed can be confirmed by noting the time it takes to travel a measured distance. The following ground speed chart is based on the time required to travel 800 metres.

Speed (km/h)	Travel time for 800 m (min:sec)
7	6:48
8	6:00
9	5:20
10	4:48
11	4:22
12	4:00

## Sprayer Calibration – Example L/acre

**Step 1:** Determine the number of acres to spray using your field records.

Example: 30 acres

**Step 2:** Know the sprayer tank capacity, which is marked on sprayer tank.

Example: 2,000 litres

**Step 3:** Determine spray volume needed per acre, which can be obtained from the pesticide label or this publication.

Example: 40 litres per acre recommended

**Step 4:** Select nozzles for 40 litres per acre from the manufacturer's chart or the sample nozzle chart in this publication.

Example: Nozzle No. 11002 at 275 kPa and 9 km/h = 40 L/acre

**Step 5:** Check nozzle output. See nozzle tip calibration.

Example: Nozzle flow between 0.71 to 0.79 litres per minute per nozzle is okay

**Step 6:** Calculate total spray solution needed by multiplying number of acres x litres per acre.

Example: 30 acres x 40 litres per acre = 1,200 litres

**Step 7:** Calculate the total amount of pesticide needed from the pesticide label or this publication (multiply litres of pesticide per acre x number of acres to spray).

Example: 0.60 L/acre x 30 acres = 18 L of pesticide and 1,182 L of water in sprayer tank

**Step 8:** Set sprayer to travel at desired speed. See Step 4 (example) and nozzle chart.

Example: Required speed = 9 km/h (36 seconds to travel 90 m)

## Standard Benchmarks

Application volume: 40 litres per acre (L/acre) = 100 litres per hectare (L/ha) = 8.8 Imperial gallons per acre

Spraying pressure: 275 kilopascals (kPa) = 40 pounds per square inch (psi)

Speed for spraying: 9 kilometres per hour (km/h) = 5.4 miles per hour (mph)

Nozzle spacing on spray boom: 0.5 m = 20 inches (in.)

Height above target for 80° and 110°

Nozzle tips: 45 centimetres (cm) = 18 inches (in.)

Nozzle tips: 8002 or 11002

**Note:** A standard nozzle puts out 0.75 litres per minute at 275 kPa. At 9 km/h, these nozzles apply 40 L/acre of spray.

### Metric equivalents

1 acre = 0.405 hectare

2.471 acre = 1 hectare

6.9 kPa = 1 psi

1.6 km/h = 1 mph

2.54 cm = 1 in

1 litre/acre = 2.5 litre/ha

## Calibrating Small Sprayers

---

The spray volume that a backpack or hand-held sprayer will apply per acre can be determined by field testing the sprayer on a portion of an acre. The size of the test area commonly used is 1/100 of an acre. It is important that the test area surface is similar to the surface to be sprayed, so the walking speed will remain the same.

**Step 1:** Establish a test run distance to spray 1/100 acre (40.5 m<sup>2</sup>) according to the swath width of the sprayer.

Swath width	Test run length
0.5 metres	81.0 metres
1.0 metres	40.5 metres
1.5 metres	27.0 metres
2.0 metres	20.2 metres

**Step 2:** At a comfortable walking speed, spray the test area and measure the volume of water used (repeat 2 or 3 times to obtain an average). This is the amount applied to 1/100 acre.

Example: 2 litres

**Step 3:** Multiply the figure arrived at in Step 2 by 100 to get the spray volume per acre.

Example: 2 L x 100 = 200 L/acre

**Step 4:** Determine the amount of pesticide to add per tank load. Divide the volume applied per acre by tank capacity to determine the number of fills required to spray an acre.

Example: 200 L/acre ÷ 20 L/tank = 10 fills

Divide the chemical rate per acre by the number of tank loads required to spray an acre to determine the amount of product to add per tank load.

Example: 1 L/acre ÷ 10 fills = 0.1 L/tank

# Preparation and Application of Pesticides

---

## Tank Mixtures

---

Tank mixtures are two or more separate pesticides mixed in the sprayer tank, as opposed to a mixture formulated by the manufacturer. Tank mixing is often done to reduce the number of applications of pesticide. Mixing a grassy herbicide with a broadleaf herbicide is one of the most common mixtures. Another reason for mixing herbicides is to include more than one mode of action on the weeds to combat the development of resistance in the target pest. Lately, there have been a lot of pesticide products put together as co-packs. That is when the tank mix partners are placed in individual containers in the same box.

## Adjuvants (surfactants, wetting agents, spreaders, etc.)

---

Adjuvants are added to a pesticide to enhance application and/or performance. The most common adjuvants used in pesticides are surfactants. If adjuvants are required, use only those products

named and recommended on the label. Failure to do so could result in the following:

- crop injury
- reduced pest control
- invalidation of pesticide warranty

Surfactants facilitate and enhance the emulsifying, dispersing, wetting, spreading, sticking, penetrating or other surface-modifying properties of liquids to bring about enhanced pesticidal action. Because these chemicals produce physical changes at the surface of liquids, surfactants are often referred to as surface-active agents.

Surfactants are generally classified into two major groups based on how they react in water: ionic or non-ionic. Ionic surfactants break down into two entities when mixed in water – a positively charged ion (cation) and negatively charged ion (anion). An example is ammonium sulphate (2 NH<sub>4</sub><sup>+</sup> + SO<sub>4</sub><sup>-</sup>). Note: Ammonium sulfate is not a true surfactant.

Non-ionic surfactants do not break down in water. Consequently, they are unaffected by hard water, can be used in strong acid solutions and are more soluble in cold water than in hot water. Some of the commonly recommended non-ionic surfactants for herbicide mixtures are Agral 90, LI 700, Ag-Surf, Companion, Citowett Plus, Enhance, Super Spreader, Tween 20.

## Preparing a tank mix

---

To avoid physical incompatibilities, go through the following general steps or use the appropriate mixing instructions below:

- add half the required amount of water and mix with one pesticide
- agitate
- with agitator running, add the other pesticide. Add pesticides to the spray tank in the following order to reduce the possibility of formation of precipitates or gums that may clog nozzles and filters:
  - soluble powders
  - wettable powders and flowable liquids
  - solutions (amines and salts)
  - emulsifiable concentrates (esters)
  - additives (surfactants)

## Specific Mixing Instructions

---

### “a” Single product mixing instructions

1. Fill clean tank to ½ full with clean water.
2. Turn on full agitation.
3. Add the proper amount of herbicide to the water in the spray tank with the agitator running. Maintain full agitation until completely dissolved and product is fully dispersed. Continuous agitation is required to keep the product in suspension.
4. After herbicide has been well mixed and is in suspension, add tank mix partners and then a recommended non-ionic surfactant, **if required.**
5. Add the remainder of the water.

On repeat tank loads, ensure that the amount of spray solution left in the tank from the previous load is less than 10% of the volume to be mixed.

### “b” Multiple products mixing instructions

1. Fill tank ½ full of water.
2. Start sprayer agitation.
3. Add Group 2 herbicide and agitate vigorously; if a granule, agitate until dissolved.
4. Add tank mix partner herbicide and continue to agitate.
5. Add adjuvant (if required) and continue to agitate.
6. Add antifoaming agent if required and continue agitation.
7. Complete filling of the tank with the balance of the water.
8. If tank mix partner is an EC (emulsifiable concentrate), do not over agitate, to avoid inducing an invert emulsion.

### “c” Multiple products mixing instructions

1. Clean spray tank and ½ fill with clean water. Start agitation or bypass system.
2. Add broadleaf herbicide to the tank first, prior to adding grassy herbicide, and agitate for 2 - 3 minutes.
3. Add correct amount of grassy herbicide.
4. Agitate for 2 - 3 minutes.
5. Add correct amount of adjuvant (if required).
6. Agitate for 1 - 2 minutes before adding remainder of water.
7. After any break in spraying operations, agitate thoroughly before spraying again.
8. Use the spray suspension as soon as it is prepared.
9. If an oil film starts to build up in the tank, drain tank and then clean with a detergent.

### “d” Multiple products mixing instructions

1. Ensure the spray tank is thoroughly clean.
2. Fill the tank ½ to ¾ full with clean water and start agitation or bypass system.
3. Add grassy herbicide first. Vigorously agitate until dissolved.
4. Add broadleaf herbicide product second followed by any registered tank mix partner (if desired).
5. Add adjuvant/surfactant(if required) and complete filling the spray tank.

## “e” Multiple products mixing instructions

1. Always start with a clean and empty sprayer tank.
2. Fill the tank 1/3 to 1/2 full of clean water.
3. With the agitator running, add the required amount of Express herbicide.
4. When Express herbicide has been thoroughly dissolved, add the required amount of the appropriate tank mix partner.
5. If the tank mix partner is an emulsifiable concentrate (EC), reduce agitation to avoid inducing an invert emulsion. Once dissolved, Express will remain in solution.
6. Add the rest of the water.
7. If required for tank mixture, add surfactant.
8. Refer to the label for specific tank mixing order and directions.
9. For repeat tank loads, reduce the material remaining in the tank to 10% of the original volume or less before proceeding with Step 1 because remaining chemicals may prevent Express from completely dissolving. If it is not possible, pre-slurry Express herbicide in a small amount (5 - 10 L) of water before adding to the tank.
10. If an anti-foaming agent is required, add last.

## Avoid tank mix problems

Check the labels for recommended crops, pests and rates for tank mixes as they may be restricted compared to the recommendations for each individual product. For example, either Poast or MCPA Amine alone can be used on several crops. A Poast + MCPA Amine tank mix can only be used on flax.

Crop injury, reduced pest control or physical incompatibilities may be the result of using tank mixes improperly. When herbicides for grassy weed control are mixed with herbicides for broadleaf weed control, a partial loss (sometimes total loss) of activity on grassy weed control is quite common. When reduced weed control or crop injury is likely to occur, the advantages of tank mixing are quickly lost.

- Tank mix properties are not necessarily the same as those of the individual pesticides applied separately.
- Use registered tank mixes only.
- Check the labels for recommended crops, pests, rates and adjuvants for tank mixing.

- Follow label directions for preparing the mix.
- Use only on crops or varieties registered for the particular tank mix.
- Apply at the recommended stage of growth or development of crop and pest(s).

## Sprayer Clean-out

---

Modern pesticides can affect susceptible crops at very low concentrations. Proper sprayer cleaning is a critical component for the maintenance of the sprayer, reducing water contamination risks and eliminating crop injury from equipment contamination.

Herbicide residue adheres to tank walls and crevices and may be brought into solution by a subsequent herbicide or a particularly effective spray adjuvant acting as a solvent. Plastic or polyethylene tanks and hoses tend to require more extensive cleaning than stainless steel tanks. Post-emergent application sprayed directly on crop foliage will have a greater potential for crop injury than soil-applied herbicide. Crop injury from sprayer contamination can occur even several months after using the sprayer without proper cleanup, and injury can occur even following several subsequent applications.

Water is needed for dilution. The more often a sprayer is rinsed out, the greater the dilution of chemical left. You have a greater dilution by repeatedly rinsing the tank with small quantities of water rather than one rinse with a large volume of water. Water is adequate to flush and rinse the sprayer with some herbicides, but others need additional cleaning agents. The additional cleaning agents needed for cleaning will depend on the herbicides used. There are common household chemicals that can be used, but most producers use commercial sprayer cleaning products. Sprayer cleaning agents can have several functions including dilution, solubilization and/or de-activation.

Cleaning agents can increase the solubility of a herbicide. Ammonium increases the pH of the solution, which increases the solubility of sulfonylurea herbicides. The agent may not help break down the herbicide, but it does help strip the herbicide off the tank surfaces and get it into solution. Chlorine bleach enhances the decomposition of sulfonylurea and many other herbicides, but it is **less** effective than ammonia at dissolving and removing sulfonylurea from the tank.

**Chlorine bleach should never be added to ammonium or liquid fertilizer containing ammonium as, when mixed together, the two materials react to form toxic chlorine gas, causing eye, nose, throat and lung irritation.**

Oil-based solvents such as fuel oil are most effective for removing oil-soluble herbicides, such as esters and emulsifiable concentrates. The oil solvent should be followed with a detergent rinse to remove the oil residue.

Detergents remove many materials including water and oil-soluble herbicides. Commercially available sprayer cleaning agents normally perform better than household detergents for cleaning sprayers.

**The best source of information on cleaning agents and procedures is the herbicide label for the product used.**

Activated charcoal de-activates organic herbicides.

A 3 per cent suspension of activated charcoal in water can be added and circulated throughout the sprayer system to tie up and de-activate any pesticide residue. The charcoal must be removed by rinsing to prevent the de-activation of a portion of the pesticide used in the sprayer.

Sprayers should be cleaned as soon as possible after use. Dried pesticide residues are much more difficult to remove than pesticide in solution. Reduce waste and excess application by only mixing the amount of pesticide required, and apply the entire amount on the field according to the label recommendations. Thoroughly rinse the sprayer tank with water, circulate the water through the sprayer system and, if possible, apply the rinsate to the treated field.

Do not clean sprayers near creeks, dugouts, sloughs, wells or any other water sources. Ensure that wash water does not come into contact with any desirable vegetation or its roots. Make sure discharged wash water (especially from insecticides) will not be accessible to children or animals. Do not contaminate any watercourse or water body with wash water.

**Note:** Pesticides may have specific recommendations for sprayer clean-out. Refer to product labels on the container for recommendations.

There are three main methods for sprayer tank clean-out depending on the pesticide used.

### **Method A**

Drain contents of tank followed by 1 or 2 water rinses, 2 ammonia rinses (**NOT containing chlorine**) followed by 2 water rinses (one just prior to next sprayer event). Products that can use this cleanup method include 2,4-D, Accent, Ally, Atrazine, Avadex, dicamba, dichlorprop + 2,4-D, Escort, Everest, Express, MCPA, Muster, Valtera, Poast Ultra, Prism, Pursuit, Refine, Refine M, Rustler, Tordon 22K.

### **Method B**

Drain contents of tank followed by 2 water rinses, 2 detergent rinses, then 2 more water rinses. Products you use this method for include Axial, Liquid Achieve SC\*, Achieve Liquid Gold\*, Basagran, Bromoxynil + MCPA, clethodim, Liberty, Puma, Reglone Dessicant\*, Reward\*, Sencor, trifluralin products.

\*Manufacturers of these products recommend adding a non-ionic surfactant such as All Clear, Agral 90 or Agsurf at 0.6 L per 100 L water.

### **Method C**

Drain contents of tank followed by several repetitions of the water rinse with nozzles and screens removed and checked for debris. Products that can use this method are Amitrol 240, Assure II, Attain, Dual II Magnum, Eclipse, glyphosate products, Horizon, Lontrel, Odyssey, Prestige, Solo.

The above directions are general processes based on similarities of tank cleaning recommendations between products in each of the herbicide groups. Always follow the specific instructions on the product label. Follow these guidelines if label recommendations don't cover tank cleanup.

Products that are water based can usually be cleaned from the spray tank using Method C. Products formulated as an EC (emulsifiable concentrate), SC (soluble concentrate), or F (flowable) or use a petroleum-based adjuvant should at least use Method B. The detergent breaks down the oil that may be sticking to the sides of the tank. Most Group 2 herbicides have tank clean-out recommendations, but those that do not should use Method A for tank clean-out. If there is a tank mix of different pesticides, use the appropriate combination of methods to clean the tank.

Group 2 herbicides will occasionally get trapped on the tank wall by petroleum-based formulations or adjuvants, resulting in tank residues. Add detergent at 0.25 L/100 L to the ammonia rinse to prevent this situation from happening. The detergent breaks down the petroleum coating to allow the ammonia access to the Group 2 product.

## What to Do if Results Are Unsatisfactory

---

- Ensure the choice of pesticide(s) was suitable. Are the treated crops and pests listed on the product label(s)?
- Compare your method of pesticide preparation to the product label(s) instructions.
- Check for equipment malfunction – e.g. plugged screens, nozzles worn or mixed type or size.
- Compare your application techniques with those given on label(s) – e.g. stage of growth or development of crop and pest(s), ground speed, pressure and incorporation.
- Consider weather conditions at application time – several labels include cautions against application during weather extremes – e.g. cold, heat, drought.
- Consider time since application. Some results are not apparent for several days. Look for early symptoms of the chemical taking effect.
- If results are unsatisfactory, seek technical help. Gather all relevant data, particularly evidence such as photos or specimens. Record wind, rainfall, soil moisture condition, crop variety, fertility, quantity of material used, acres treated and temperature at time of spraying.
- Document everything in writing. If crop damage is involved, submit a specimen for diagnosis. Disease or insect damage can resemble herbicide injury.

# Pesticides and the Environment

---

## Responding to a Pesticide Related Concern

---

The *Environmental Protection and Enhancement Act* prohibits any person from causing adverse effects when using pesticides. Farmers who witness or suspect a pesticide drift or runoff that could affect their family, pets or livestock or cause an adverse effect to their shelterbelt, crop or their land should take the following actions to protect themselves and assist in an investigation that may result at a later date:

- Immediately request family members to go into the home to protect themselves from exposure. Close all windows and air conditioning units in the home. If they have felt spray settle on them, they should immediately remove clothing and wash exposed skin. If any physical symptoms develop, then they should seek medical assistance or call the Poison Centre at 1-800-332-1414.
- Pets should be removed from the immediate spray area or area where drift has occurred.
- If livestock are at risk, the applicator should be asked to stop the application until the livestock can be removed or conditions change so the wind is blowing away from the livestock.
- If drift has occurred in the farmyard, then outdoor furniture and play equipment should be washed before use and garden produce, berry and fruit trees should not be harvested or consumed but should be monitored for unusual growth or discoloration. If the produce shows signs of damage, it should be destroyed. If berries or fruit trees show signs of damage, the berries or fruit should not be eaten. If no signs of damage occur after one to two weeks (depending on the pesticide), then all produce, berries and fruit should be washed thoroughly.
- Record as much detail of the application equipment (colour and type of spray equipment; make, model, licence plate number, company information off nurse trucks; colour, distinguishing features, call numbers on the aircraft). If possible, take pictures.
- Write down everything regarding what was witnessed including date and time of occurrence, weather

conditions at the time, crop being sprayed, pesticide being applied (from pesticide containers at the site), extent of drift witnessed, description of person helping or doing the application, other witnesses.

- Attempt to contact the adjacent landowner and indicate your concerns.
- Contact the Alberta Environmental Response Centre at 1-800-222-6514 **promptly** for information and assistance in investigating the concern. Some pesticides degrade quickly, so prompt investigative action is required to proceed with enforcement action.

## Pesticide Residues Found in Alberta Water Sources

---

The Alberta Environmentally Sustainable Agriculture (AESAs) Stream Survey was initiated in 1999 and continued until 2006. It tested the water quality in 23 watersheds throughout the agricultural areas of the province several times each year to get information on the presence and distribution of 68 possible pesticide residues in the water. Four of the watersheds received irrigation return flows and the rest were dryland.

Results show pesticide residues were commonly found in the water samples. Keep in mind that testing processes are able to detect very small amounts of chemical, far below any observable effect. Maximum pesticide concentrations were typically found in spring and during summer pesticide applications. Concentrations of detected pesticides occasionally exceeded existing water quality guidelines for either the protection of aquatic life or irrigation use.

This study highlights the importance of using due care and attention when applying pesticides as they do not necessarily remain where they are applied. Use integrated pest management strategies to improve the impact of applied pesticides and established benchmarks for the use of registered pesticides. The Farmer Pesticide Certificate program is an excellent example of training for the when, where and how to use pesticides.

For more information on the results or additional information on rural water quality, check the Alberta Agriculture and Forestry website.

## Pesticide Applicator Certificate

---

Anyone applying pesticides (herbicides, insecticides, fungicides or rodenticides) on property not owned, rented or leased by them or in exchange for a fee must hold a Pesticide Applicator Certificate (issued by Lakeland College) and a Pesticide Service Registration (issued by Alberta Environment). If someone is offering to spray your property, ask to see a Pesticide Service Registration and a Pesticide Applicator Certificate (all applicators are issued wallet-sized identification cards).

For questions pertaining to pesticide applicator certification, please call Lakeland College at 1-866-853-8646. For questions pertaining to service registrations, contact the nearest regional office of Alberta Environment.

Please remember that a certificate is not a guarantee of performance. A certificate only certifies that the certificate holder has met a minimum standard of knowledge; it cannot assess an applicator's integrity or the honesty of his business practices. If you are uncertain about the reliability of a particular applicator, ask for references.

## Farmer Certification Requirements

---

Pesticide manufacturers and the federal Pest Management Regulatory Agency (PMRA), in consultation with provincial agriculture and environment departments across Canada, have agreed that some pesticides have higher toxicity and/or greater potential to adversely affect health or the environment and require producers to obtain further knowledge to purchase and use them. This means producers must take a course and pass an exam verifying that they have the knowledge to safely and effectively manage and apply these pesticides when applying them on their own property. Currently, pesticides containing the active ingredient aluminum phosphide require mandatory certification for producers to purchase and use. In addition, a fumigation management plan must be developed prior to the treatment, and an appropriate self-contained breathing apparatus (SCBA) must be available for use at the application site. Farmers must read the entire label and follow all the requirements and restrictions. Aluminum phosphide is used to treat stored grain pests and for rodent control in the field.

Producers are encouraged to consider obtaining Farmer Pesticide Certification. The course contains detailed grain fumigation and rodent management

information that can assist in preventing outbreaks and managing them more effectively when they occur. The Environmental Farm Plan further encourages producers to learn more about safe and effective handling, use, application, storage, transportation and disposal of pesticides. The Farmer Pesticide Certificate course has been developed for producers and meets the Standard for Pesticide Education, Training and Certification in Canada. Not only does it provide producers with essential information, it also provides evidence to the public, who consume their product, that producers hold current knowledge required to safely and effectively apply pesticides.

For more information on the Farmer Pesticide Certificate, contact the Ag-Info Centre or your local ag. fieldman.

The Ag-Info Centre can also provide producers with information regarding in-class sessions that can be taken throughout Alberta and how and where producers can write the certification examination.

**Note: The Farmer Pesticide Certificate does not qualify a producer to apply pesticides for other farmers or for a fee.** Producers wanting to provide any pesticide application service off their own property must obtain a Pesticide Applicator Certificate. The training materials and examinations for this certificate are offered through Lakeland College at 1-866-853-8646.

## Pesticide User Responsibility

---

### Pesticide drift

Pesticide drift is a concern for ground as well as aerial application. Landowners are responsible for ensuring that any pesticide applications conducted on their property are conducted in a safe, responsible manner.

- The choice of chemical should be made with adjacent land uses in mind. If neighbours have livestock, bees, shelterbelts and gardens that may be affected by off-target drift, they should be notified prior to application. Perhaps a different chemical, formulation or application method will provide the same control and greater compatibility with neighbouring land uses.
- All sprayers (ground or air) should be calibrated prior to use, taking into consideration nozzle type, nozzle pressure and boom height. Calibration will assure better performance as well as reducing the risk of chemical drift. The use of spray shrouds or wind protection on the sprayer are also useful tools to prevent spray drift. If you are hiring a custom applicator (ground or air), be sure to ask when the equipment was last calibrated, and be sure to check during the application to see whether any visible drift is occurring.
- Some adjuvants or stickers can help reduce spray drift.
- Buffer strips should be left when applying pesticides next to sensitive crops, watersheds and farmsteads. The size of these strips may be specified on the pesticide label, but if not, then the size will depend on the chemical used, the application method and the degree of risk from escaping drift. Pesticide applications conducted near rivers, creeks, lakes, irrigation canals or other open bodies of water require extra care and caution to ensure water users will not be affected by the proposed pesticide application and that the application is conducted in a manner that will not adversely affect aquatic or riparian habitats. Ideally, natural vegetation should be left along natural water bodies to ensure bank stability and to provide a natural buffer and filter for agricultural chemicals. A Special Use Approval must be obtained from Alberta Environment to perform pesticide applications within 30 metres of an open body of water when the adjacent land is unimproved rangeland, pasture or woodlot. Certified applicators applying pesticides within 30 metres of an open body of water do not require a Special Use Approval as long as the pesticide they are using is identified in the Environmental Code of Practice for pesticides and they are following the conditions of application specified in the code.
- Pesticides should not be sprayed when winds are excessive (generally winds over 16 km/h are considered a drift hazard). Pesticides should only be sprayed when winds are blowing away from farmsteads, sensitive crops or water bodies. Conditions of “dead-calm” or temperature inversions or gusting should also be avoided to prevent vapour clouds. A suitable drift retardant additive to the spray tank may help reduce the potential drift hazard associated with the spraying of pesticides.
- Appropriate nozzles that produce a good droplet size range and minimize the production of fine droplets are an important drift management tool.
- Always assess the risk to adjacent landowners, and never push weather conditions to meet deadlines. If completing an application as planned may mean damaging your neighbour’s property, postpone the application or modify it to prevent off-target damage. Landowners can be held liable for pesticide



drift even if a custom applicator was hired to perform the application. When you hire a custom applicator, it is important that you hire a company that is registered, operates with certified applicators and has the knowledge, equipment, experience and desire to perform an application properly. Custom applicators must be aware of neighbouring residences and sensitive crops (including gardens, livestock, bees, shelterbelts and gardens) that could present problems if drift should occur.

- All pesticide users, commercial pesticide applicators and farmers are legally responsible for safe pesticide use. Farmers who cause damage from their pesticide application activities or who counsel a commercial pesticide service to conduct either an illegal pesticide application or an application under questionable circumstances (e.g. extremely windy conditions) that results in damage, can be held liable for compensation and face potential prosecution. **Farmers are cautioned** not to counsel commercial applicators to apply pesticides not registered for the use intended or to direct applications to occur under known circumstances that could cause damage (such as under windy conditions). Results of such actions could cost you time and money by having to appear in court to answer to charges or through the subsequent remediation of damaged crops, shelterbelts, gardens, etc.

### **Notification of neighbours before applying pesticides**

It is strongly recommended that you notify your neighbours prior to spraying or having your crop sprayed, particularly if your fields border your neighbours farmstead or other sensitive areas (e.g. where beehives, gardens or shelterbelts may be located). Many potentially harmful situations can be avoided if you talk to your neighbour and advise what and when you anticipate spraying. Let them know whether you will be spraying by ground or by air (noise from low flying aircraft has been known to cause panic in livestock), and ask if your neighbour is planning any events (e.g. family reunions/picnics) where larger numbers of people may be gathered and could potentially be exposed to pesticides from your application. By notifying your neighbours, you are not seeking their consent, but rather letting them know you are concerned about them and their property and want them to be able to take whatever action they believe is necessary before spraying to reduce the potential exposure to the pesticide.

### **Disposal of pesticide treated seed**

Seed treated with a fungicide, fungicide mixture or fungicide/insecticide combination can be very toxic and should be treated with respect. A blue or red colouration on seed indicates it is pesticide-treated. Extra care must be taken during the transport and disposal of pesticide treated seed to prevent domestic animals, birds and other wildlife from consuming the treated seed.

#### **Spillage**

To prevent treated seed spillage, move treated seed, in labelled, marked bags. Open container transport is not recommended. Bags should be checked for damage, and containers should be sealed or lined with plastic or other suitable material. Truckloads of seed should be tarped down securely to avoid any possible highway spillage. Treated seed blowing off along the road can kill many birds. All treated seed and seed treatment residue should be placed into the seeder at planting time – never dumped in a field. Never leave surplus treated seed unburied. Spills of treated seed, such as from trucks lurching, can be enough to kill deer or cattle. Any spilt seed should be buried. Incorporate granular pesticides immediately after application to prevent birds and other wildlife from consuming them.

#### **Disposal**

Normally, treated seed is planted within one or two years of treatment. If there is treated seed, either bagged or loose that is either considered too old or too low in germination, then consider its disposal. Such treated seed should be mixed with new seed and planted at higher rates or seeded by itself. For example “old canola seed” can be mixed and sown with new canola seed or overseed alone along field margins or low areas. If disposal is necessary, check with your local landfill authority before disposing in a sanitary landfill. Ensure that the treated seed is covered immediately after dumping.

#### **Pesticide disposal**

Unwanted or out-of-date pesticides should be disposed of very safely and responsibly. Pesticides are hazardous wastes and cannot be disposed of in sanitary landfills or by burning. If you will not be able to use pesticide supplies, check to see whether a neighbour may have some use for them. Make sure the product is retained in the original container and has the label/booklet attached to it. Pesticides that have no further use must be disposed of through a qualified (approved) hazardous waste disposal firm.

Names of companies that are licenced to handle hazardous waste can be obtained by contacting the Alberta Recycle Information Line toll-free at 1-800-463-6326 or in Edmonton at 780-427-6982.

## Water protection

The preservation of surface water is critical to our sustained quality of life and agricultural production. Surface water throughout Alberta has been monitored for a number of years. Monitoring data collected over a seven-year period indicated that 98 per cent of over 3,000 samples contained at least one pesticide active ingredient. The majority of the pesticides found in surface water are shown to have originated from either agricultural or urban areas. Farmers must take the necessary steps to prevent pesticides from continuing to enter surface water. Pesticides can be carried to a water body in three ways:

- spray drift from application equipment
- water runoff from farmland
- attached to soil and carried by wind

The greatest protection of surface water occurs by maintaining vegetation (trees, shrubs and grasses) surrounding small streams, rivers and lakes. This riparian vegetation acts as a filter to protect surface waters. Where the riparian vegetation no longer exists, grass buffers should be left next to water to help filter the runoff from agricultural land. Additional protective actions can also assist in protecting water:

- Pesticide must **not** be stored or mixed or application equipment cleaned within 30 metres of any water body and water sources including wells and dugouts.
- Pesticides subject to leaching should not be used on coarse-textured soils (i.e. sandy or gravelly) to prevent groundwater contamination.
- Never store pesticides in well houses.
- Haul water to your sprayer and fill it in the field rather than taking the sprayer near the water source.
- Do not leave sprayers unattended while filling.
- Empty pesticide containers should be never be left near a water body.
- Where possible, spray when wind is blowing away from the water body.
- Have an emergency pesticide spill kit available when mixing pesticides.

## Pesticide container disposal

Triple rinsing or pressure rinsing of pesticide containers is the recommended method of cleaning pesticide containers prior to disposal. Triple rinsing renders used pesticide containers (metal, plastic, glass) more than 99 per cent free (less than 1 ppm) of residues in most cases. There are a number of systems for pressure rinsing. The simpler style consists of a hollow spike connected to a water line, which injects water under pressure into the jug, which is then drained into the spray tank. A newer style consists of a small hopper mounted right on the sprayer with a sharp metal jug opener and a pressure rinse nozzle in the bottom of the hopper. The full jug is inserted on the jug opener, which drains the chemical into the tank. Wash water is injected under pressure to rinse the container. The chemical and rinse solution is then pumped into the spray tank by direct hose connections.

Unrinsed containers have the potential to contaminate soil, ground water and surface water, and can be toxic to fish and wildlife. Unrinsed containers impede the processing and recycling of empty pesticide containers, as containers have to be emptied, and workers are exposed to the residue. Residues can be transported to the atmosphere during storage, processing, shipping and energy recovery, or they can contaminate end products from plastic recycling processes. In addition, it is estimated that 6 to 7 per cent of product can be left in unrinsed containers. This amount of material can treat 1/2 to 1 acre of land and can result in several dollars of savings.

It is the responsibility of the farming community to ensure that their empty pesticide containers are directed to a designated collection site, whether it is a municipal site or back to the point of purchase (depending on the product and size of container). Please determine the correct disposal site at the time of purchase.

Containers disposed of at a container collection site are to be clean (triple rinsed or pressured rinsed) and well drained (dry). Paper bags and cardboard containers that contained pesticides should be thoroughly emptied and disposed of at a sanitary landfill. **Do not burn paper bags or cardboard containers.**

Under the Alberta *Environmental Protection and Enhancement Act*, non-refillable plastic or metal pesticide containers (restricted, agricultural and industrial products) must be disposed of at a pesticide container collection site.

Outer packaging (cardboard box) and paper booklets (affixed to plastic containers) can be disposed of in a regular landfill, or they can be recycled if non-contaminated. The presence of the paper attached to the containers that are to be recycled impairs the quality of the plastic, which will be used for other end products. Some pesticide container sites have bins or separate areas for collecting outer packaging and label materials.

### Steps to follow for manual triple rinsing

(without using a pressure rinse system):

- Empty contents of the container into the spray tank and drain in a vertical position for 30 seconds.
- Add water to container to about 1/5 full.
- Shake the container thoroughly and empty into the spray tank, and drain for 30 seconds.
- Repeat the procedure two more times; it should only take about 5 minutes in total.
- Triple rinsed containers should be punctured or broken to render them non-reusable. Punctured containers also identify themselves as being triple rinsed. **Note:** Do not puncture unrinsed containers – pesticide from unrinsed containers is concentrated material, and puncturing unrinsed containers will cause them to leak and create exposure of the concentrated material to the environment and to persons handling the containers.
- Dispose of all plastic and metal containers at a pesticide container collection site (see list).

### Pesticide spill cleanup

The best way to minimize the effects of a pesticide spill is to have an emergency response plan prepared and in place that includes a copy of the Material Safety Data Sheet (MSDS) and a procedure to handle all types of pesticide emergency. In addition, a spill cleanup kit should be prepared and be available near the pesticide storage site and at the mixing and loading site. A spill cleanup kit should include the following:

- personal protective equipment (see the Protective Clothing and Equipment section)
- absorbent material such as activated charcoal, vermiculite, dry coarse clay, kitty litter or commercial absorbent

- neutralizing material as indicated on the MSDS
- long-handled broom for dry formulations
- shovel for liquid formulations
- waste-receiving container with a lid
- blank labels to identify contents of waste container

In the event of a pesticide spill, follow the steps listed below:

- Isolate affected area.
- Put on protective clothing and equipment.
- Ventilate the area (if indoors). For outdoor spills, work from the upwind side of the spill.
- If possible, stop the containers from further leaking.
- Contain the spread of the spill using soil, sand bags, vermiculite, kitty litter, etc. to provide a barrier to the spread of the spill. Prevent pesticide entry into sewers or water supply.
- Report the spill immediately (if into or threatening a watercourse or if the pesticide is or will cause an adverse effect off your property).
- Clean up the spilled pesticide. Absorb spill on paper, sand, dirt or other inert material (e.g. kitty litter).
- Decontaminate the spill area by washing the site with detergent or other cleaning products such as ammonia. Check the product label MSDS (material safety data sheets) or contact the manufacturer for advice on cleanup procedures (most products have a 1-800 customer service number on the label) and disposal. If the spill is large, evacuate the area and notify safety personnel.

Emergencies or spills must be reported to the 24 hour Alberta Environmental Response Centre: 1-800-222-6514.



The CleanFarms initiative offers a free empty pesticide container recycling program. The program requires pesticide containers to be pressure rinsed or triple rinsed; paper booklets must be removed, and the clean, empty containers can be returned to a pesticide container site (see following pages). For more information, contact your local collection site or visit [www.croplife.ca](http://www.croplife.ca)

# Pesticide Container Site Locations

Municipality	Site	Legal land location	Contact
Acadia, MD of	Acadia Valley Landfill	NW7-25-1-W4	403-972-3808
Athabasca, County of	Colinton Waste Transfer Station	NE7-65-22-W4	780-675-1117
Barrhead, County of	Barrhead Landfill	SW3-60-4-W5	780-674-3331
Beaver County	Ryley Regional Landfill	NE10-50-17-W4	780-663-3730
Beaver County	Viking Waste Transfer Station	NE31-47-12-W4	780-663-3730
Big Lakes, MD of	High Prairie Regional Landfill	NW9-73-15-W5	780-523-7341
Birch Hills County	Wanham Landfill	SW13-78-3-W6	780-694-3793
Birch Hills County	Tangent Landfill	NE36-78-25-W5	780-694-3793
Bonnyville, MD of	Bonnyville Seed Cleaning Plant	NW18-61-5-W4	780-826-3951
Bonnyville, MD of	Goodridge Landfill	SW4-63-9-W4	780-826-3951
Brazeau County	Drayton Valley – Brazeau Reg. Landfill	SE20-49-7-W5	780-542-7777
Calgary, City of	Calgary – Forest Lawn Landfill (includes MD #44)	3801-68 St. S.E. Calgary	403-268-9947
Camrose, County of	Camrose Regional Landfill	NE16-46-20-W4	780-672-4765
Camrose, County of	Ferintosh – West Dried Meat Lake Landfill Authority	SW14-44-21-W4	780-672-4765
Cardston County	Spring Coulee Waste Transfer Station	SW32-4-23-W4	403-653-4977
Clear Hills, MD of	Worsley Landfill	SE25-87-8-W6	780-685-3925
Clearwater County	Rocky Mountain House Waste Transfer Station	SE2-39-5-W5	403-845-4444
Cypress County	Irvine Waste Transfer Station	NE31-11-2-W4	403-526-2888
Cypress County	Medicine Hat – Lakeside Milling	NE21-12-6-W4	403-526-2888
Cypress County	Schuler Waste Transfer Station	SE20-16-1-W4	403-526-2888
Drumheller, Town of	Drumheller Regional Landfill.	2500, Highway 10 East	403-823-1345
Edmonton, City of	Edmonton – Clover Bar Landfill	SW28-53-23-W4	780-496-5403
Fairview, MD of	Fairview Landfill	SW27-82-3-W6	780-835-2576
Flagstaff County	Sedgewick – Flagstaff Reg. Landfill	SW11-45-12-W4	780-384-3950
Foothills, MD of	Okotoks – Foothills Reg. Landfill	SE32-19-29-W4	403-652-2341
Forty Mile, County of	Bow Island Landfill	SE23-11-11-W4	403-867-3530
Forty Mile, County of	Foremost Waste Transfer Station	NW19-6-11-W4	403-867-3530
Grande Prairie, County of	Clairmont Landfill	NW27-72-6-W6	780-513-3955
Grande Prairie, County of	Elmworth Transfer Station	NE18-70-11-W6	780-513-3955
Grande Prairie, County of	Teepee Creek Transfer Station	NE23-74-3-W6	780-513-3955
Grande Prairie, County of	West County Regional Landfill	S1/2-22-73-9-W6	780-513-3955
Greenview, MD of	Valleyview – MD Yard	NW10-70-22-W5	780-524-7602
Greenview MD	New Fish Creek Transfer Station	NW16-72-21-W5	780-524-7602
Greenview MD	Puskwaskau Landfill	SW36-74-26- W5	780-524-7602
Greenview MD	Sweathouse Landfill	SW4-70-19-W5	780-524-7602
Greenview MD	DeBolt Transfer Station	DeBolt Transfer Station	780-524-7602
Kneehill County	Three Hills Waste Transfer Station	SW25-31-24-W4	403-443-5541
Lac La Biche County	Lac La Biche Landfill	NW36-66-13-W4	780-623-1747
Lac La Biche County	Plamondon	NW36-67-16-W4	780-623-1747

<b>Municipality</b>	<b>Site</b>	<b>Legal land location</b>	<b>Contact</b>
Lac Ste. Anne County	Gunn – Lac Ste. Anne Reg. Landfill	NE18-55-3-W5	780-785-3411
Lace Ste Anne County	Mayerthorpe Transfer Station	SE23-57-09-W5	780-785-3411
Lacombe County	Eckville Waste Transfer Station	NW34-39-3 W5	403-782-6601
Lacombe County	Mirror-Alix Waste Transfer Station	NW24-40-23-W4	403-782-6601
Lacombe County	Prentiss Waste Transfer Station	NW7-40-25-W4	403-782-6601
Lamont County	Lamont Regional Landfill	NW7-56-18-W4	780-895-2585
Leduc County	Nisku Sewage Transfer Station	SW31-50-24-W4	780-955-3555
Leduc County	Thorsby – County Yard	SE17-49-1-W5	780-955-3555
Lesser Slave River, MD of	Flatbush Waste Transfer Station	NW36-65-2-W5	780-681-3929
Lethbridge, County of	Coaldale Waste Transfer Station	SW23-9-20-W4	403-328-5525
Lethbridge, County of	Iron Springs Waste Transfer Station	SW27-11-20-W4	403-328-5525
Lethbridge, County of	Nobleford Waste Transfer Station	SE10-11-23-W4	403-328-5525
Lethbridge, County of	Picture Butte Waste Transfer Station	NW27-10-21-W4	403-328-5525
MacKenzie, MD of	High Level Regional Landfill	SE1-110-20-W5	780-927-3717
Minburn, County of	Vegreville Landfill	NW21-52-14-W4	780-632-4033
Minburn, County of	Mannville Landfill	SW16-50-9-W4	780-632-4033
Minburn, County of	Ranfurly Landfill	SE3-52-12-W4	780-632-4033
Mountain View County	Didsbury – (near airport)	SW5-32-1-W5	403-335-3311
Newell County of	Newell Regional Landfill	SE34-19-15-W4	403-362-2772
Newell, County of	Bassano Waste Transfer Station	SE19-21-18-W4	403-362-2772
Northern Lights, MD of	Dixonville – Long Lake Reg. Landfill	NW3-86-24-W5	780-836-3348
Northern Lights, County of	North Star Transfer Station	NW32-90-23-W5	780-836-3348
Northern Lights, County of	Hawk Hills Transfer Station	NW21-94-22-W5	780-836-3348
Northern Sunrise County	Nampa Waste Transfer Station	E19-81-20-W5	780-322-3831
Northern Sunrise County	St. Isidore Landfill	SW2-84-20-W5	780-322-3831
Paintearth, County of	Castor Waste Transfer Station	SW3-38-14-W4	403-882-3211
Paintearth, County of	Coronation (Paintearth Resource Recovery Centre)	NE34-36-11-W4	403-882-3211
Parkland County	Stony Plain Landfill	SE35-52-1-W5	780-968-2231
Parkland County	Tomahawk-County Yard	SW13-51-5-W5	780-968-2231
Peace, MD of	Griffin Creek Landfill	SW18-81-25-W5	780-338-3845
Pincher Creek, MD of	Cowley Regional Landfill	NW8-7-1-W5	403-628-3849
Pincher Creek, MD of	Pincher Station	SW1-7-30-W4	403-627-4151
Ponoka County	Bluffton Landfill	NE6-44-2-W5	403-783-3333
Ponoka County	Ponoka Waste Transfer Station	NE36-42-25-W4	403-783-3333
Provost, MD of	Provost Regional Landfill	SW3-40-3-W4	780-753-2368
Red Deer County	Horn Hill Waste Transfer Station	NE33-36-27-W4	403-350-2163
Rocky View, MD of	Bragg Creek Transfer Station	NE13-23-5-W4	403-520-7288
Rocky View, MD of	Langdon Transfer Station	505 Railway Ave East	403-520-7286
Rocky View, MD of	Irricana Transfer Station	SW28-27-26-W4	403-520-7287
Saddle Hills County	Blueberry Waste Transfer Station	SE3-80-8-W6	780-864-2004
Smoky Lake County	Smoky Lake Landfill	NW2-60-17-W4	780-656-3730
Smoky River, MD of	Falher Landfill	NW15-78-21-W5	780-837-2221 ext 115
Special Area #2	Bindloss Waste Transfer Station	SE24-22-3-W4	403-854-5627
Special Area #2	Hanna Waste Transfer Station	NW16-31-14-W4	403-854-5627

Municipality	Site	Legal land location	Contact
Special Area #3	Oyen Waste Transfer Station	LSD3-27-27-4-W4	403-664-3618
Special Area #3	Youngstown – Big Country Regional Landfill	SE29-29-9-W4	403-664-3618
Special Area #4	Monitor Waste Transfer Station	NW32-34-4-W4	403-577-3523
Spirit River, MD of	MD of Spirit River Landfill	SW31-77-5-W6	780-864-3500
St. Paul, County of	Mallaig Waste Transfer Station	NE24 60 10 W4	780-645-3301
St. Paul, County of	Evergreen Regional Landfill	NW16-56-10-W4	780-645-3301
Starland County	Rumsey Waste Transfer Station	SW24-33-21 W4	403-772-3793
Starland County	Michichi Waste Transfer Station	NW19 30 18 W4	403-772-3793
Stettler, County of	Stettler Regional Landfill	NW22 40 19 W4	403-742-4441
Strathcona County	Fort Sask. Recycling Station	11121 88 Ave. Ft. Sask.	780-417-7134
Sturgeon County	Sturgeon Regional Landfill (Roseridge Waste Mgmt)	SW36 55 25 W4	780-939-8325
Taber, MD of	Enchant Waste Transfer Station	NW16 14 18 W4	403-223-8735
Taber, MD of	Grassy Lake Waste Transfer Station	NW23 9 13 W4	403-223-8735
Taber, MD of	Taber Waste Transfer Station	SE12-10-17-W4	403-223-8735
Taber, MD of	Vauxhall Waste Transfer Station	SW12 13 16 W4	403-223-8735
Thorhild, County of	Thorhild	NE5 60 21 W4	780-398-3741
Two Hills, County of	Two Hills Regional Landfill	NE5 55 11 W4	780-657-3358
Two Hills, County of	Willingdon Seed Cleaning Plant	NE1 56 15 W4	780-657-3358
Vermilion River, County of	Marwayne Waste Transfer Station	SE34 52 3 W4	780-846-2244
Vermilion River, County of	Paradise Valley Waste Transfer Station	SW7-47-2-W4	780-846-2244
Vermilion River, County of	Vermilion Transfer Station	SW5 51 6 W4	780-846-2244
Vulcan County	Mossleigh Transfer Station	NW14-20-25-W4	403-485-3003
Vulcan County	Vulcan Waste Transfer Station	SW4 17 24 W4	403-485-3003
Vulcan County	Lomond Transfer Station	NE11-16-20-W4	403-485-2241
Vulcan County	Milo Transfer Station	SW6-19-21-W4	403-485-2241
Vulcan County	Champion Transfer Station	SW29-14-23-W4	403-485-3003
Wainwright, MD of	Wainwright – Andrukow Group Solutions	SW28 44 6 W4	780-842-4454
Wainwright MD of	Irma Shop Yard	5016 – 53 ave. Irma	780-842-4454
Wainwright MD of	Edgerton (across street from Viterra)	SW1-44-4 –W4	780-842-4454
Wainwright MD of	Chauvin Landfill	NW 8-43-1-W4	780-842-4454
Warner, County of	Border Seed Cleaning Plant	SW29 2 14 W4	403-642-3635
Warner, County of	Sunshine Seed Cleaning Plant	NW12 6 19 W4	403-642-3635
Westlock County	Westlock Regional Landfill	NE27-59-26 W4	780-349-3346
Wetaskiwin, County of	Peace Hills Waste Transfer Station	SW29-46-24-W4	780-352-3321
Wheatland County	Hussar Waste Transfer Station	NW1 24 20 W4	403-934 3321
Wheatland County	Standard Waste Transfer Station	SW10 25 22 W4	403-934-3321
Wheatland County	Strathmore Waste Transfer Station	NE34 23 25 W4	403-934-3321
Willow Creek, MD of	Willow Creek Regional Landfill	NW22-11-26-W4	403-687-2603
Woodlands County	Fort Assiniboine – County Yard	SW2 62 6 W5	780-584-3866
Woodlands County/ Whitecourt	Whitecourt Regional Landfill	NW29-58-10-W5	780-648-2273
Yellowhead County	Parkcourt Waste Transfer Station	SE35-54-08-W5	780-325-3782

**Note:** Some municipalities have other “temporary” sites for dropping off empty pesticide containers. Phone the municipal contact number for locations and operating hours.

# Safety Precautions

## Warning Symbols

Visual warning symbols on pesticide labels indicate the kind of harm that can result from pesticide misuse or mishandling. They alert the user to the degree of the hazard (by the shape of the border) and to the type of hazard (by the centre picture).

**Flammable** The “fire” symbol is a warning that the pesticide is flammable or easily ignited. Keep the pesticide away from heat, sparks or open flames. Do not smoke while mixing or applying the product.



**Explosive** The “exploding grenade” symbol indicates that the pesticide can explode, e.g. pesticide in pressurized cans. Explosive conditions may also be created by using Roundup or Rustler (glyphosate) in a galvanized steel spray tank.



**Corrosive** The “corroded hand” symbol indicates that the pesticide is corrosive to the skin and eyes. The chemical is either acid or alkali (caustic) and can burn the skin. Protect the skin and eyes when using these products.



**Poisonous** The “skull and crossbones” symbol warns that the chemical is poisonous if taken into the body. Keep the product out of reach of children. Use the appropriate safety measures when dealing with poisonous products.



## Pesticide Toxicity, Hazard and Risk

The terms “toxicity,” “hazard” and “risk” do not all have the same meanings. Users of pesticides should understand the difference in meanings among these terms.

Pesticides vary in **toxicity** or the degree of being poisonous. How poisonous a pesticide is depends on its inherent chemical and physical properties.

The relative **hazard** of a pesticide depends on the toxicity of the pesticide, the dose received and the length of time exposed. No hazard exists when the pesticide container is sealed, but once the seal is broken and the pesticide is handled, exposure can occur, and a hazardous situation is created.

**Risk** of exposure is a function of how an individual handles the product. Although the hazard may be the same whenever a pesticide is being poured into the spray tank, the risk is different if one person wears a hard hat, goggles, respirator, nitrile gloves, waterproof apron and neoprene or rubber boots and the other person wears none of these. A knowledge of the toxicity of a product and the potential for personal exposure can be used to lower the risk of exposure. The user can control the risk by carefully managing the hazard. Even when highly toxic pesticides are used, if the degree of exposure is kept low enough, the risk can be kept at an acceptable level. The toxicity of the pesticide can't be changed, but the risk can be managed.

The following table relates the oral LD<sub>50</sub> value (mg/kg) of a pesticide to its toxicity symbol.

LD<sub>50</sub> less than 500 mg/kg  
indicates high  
toxicity



Danger Poison

LD<sub>50</sub> 500 - 1,000 mg/kg  
indicates moderate  
toxicity



Warning Poison

LD<sub>50</sub> 1,000 - 2,500 mg/kg  
indicates low  
toxicity



Caution Poison

LD<sub>50</sub> greater than  
2,500 mg/kg indicates  
very low toxicity

LD<sub>50</sub> values are used to rate the toxicity of the pesticides. The LD<sub>50</sub> is an abbreviation for the dose (expressed in milligrams per kilogram of body weight of the test animal) that is lethal to 50 per cent of the group of test animals. For example, if a pesticide has an oral LD<sub>50</sub> value of 10 mg/kg and the test animals each weigh 1 kg, 50 per cent of the animals would die of poisoning if each ate 10 mg of the pesticide.

**The smaller the LD<sub>50</sub> value, the more toxic the pesticide.** The LD<sub>50</sub> value usually refers to the active ingredient in the pesticide formulation. In this publication, the LD<sub>50</sub> of the formulated product is also given when available.

## Symptoms of Poisoning

Pesticide poisoning can be acute (due to a single, large dose, like an accident) or chronic (due to continued exposure over a long period). For example, chronic health problems may develop after long term exposure to pesticides low in toxicity. Accidental contact with a pesticide, however, will not necessarily lead to poisoning. Both types of poisoning can exhibit mild, moderate or severe symptoms as follows:

**Mild poisoning symptoms:** Mild symptoms may be vague and can be compared with a sickness such as influenza. Typical symptoms include nausea, headache, tightness of chest, loss of appetite and stomach cramps. These symptoms can be immediate or be delayed by 12 to 24 hours.

**Moderate poisoning symptoms:** These symptoms are usually more pronounced than mild symptoms. They include nausea, trembling, lack of muscle co-ordination, excessive saliva, blurring of vision, tightness of chest, difficulty in breathing, flushed or yellow skin, abdominal cramps, vomiting, diarrhea, tearing from eyes, profound weakness, rapid pulse and cough.

**Severe poisoning symptoms:** Severe symptoms are often more specific and require immediate hospital treatment. They include vomiting, diarrhea, excessive sweating, inability to breathe, convulsions, fever, intense thirst and coma. It is imperative to reduce exposure when using all pesticides whether they are highly toxic or have very low toxicities.

## Reducing the Risk of Exposure to Pesticides

Pesticides may enter the body through the skin (dermally), the mouth (orally) or the nose (inhalation).

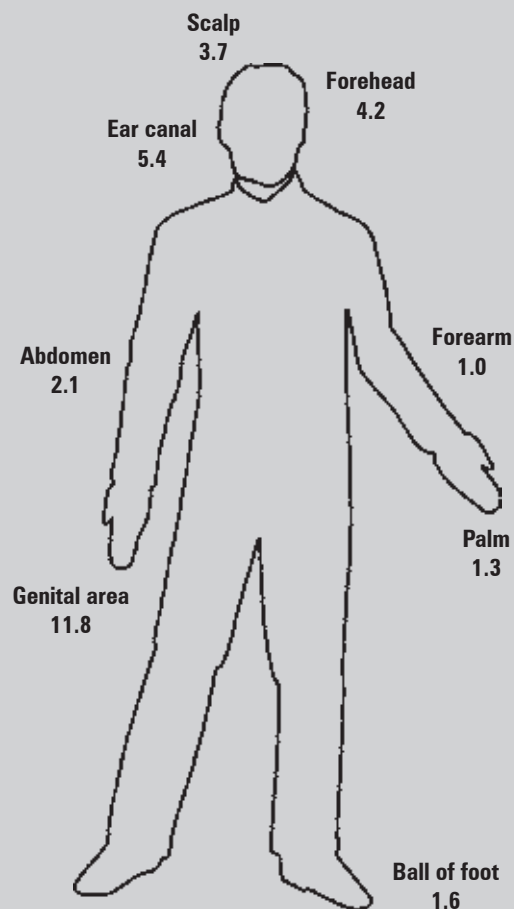
### Skin

Absorption through the skin is the most common route of exposure. Different areas of the body absorb pesticides at different rates. For example, assuming the forearm is given an absorption rate of 1.0, the relative absorption rate of pesticides in the ear canal is 5.4, on the scalp 3.7, on the forehead 4.2 and the genital area 11.8 – almost 12 times greater than the forearm.

The genital area and the head are the areas where absorption is the greatest.

## Absorption Rates

Compared to forearm, which is 1.0





Reducing the risk of exposure through the skin is possible through the careful selection, use and care of protective clothing and safety equipment. Protective clothing and equipment can provide a barrier that reduces contact between the skin and pesticides. See the section on *Protective Clothing and Equipment* for recommended wear. To help reduce pesticide build-up, clothing should be washed daily using recommended procedures; see *Cleaning of Clothes and Equipment* section.

### **How skin is exposed to pesticides:**

- Direct handling of pesticides – this includes any activity where the pesticide could come into direct contact with the skin, from spills and splashes during mixing and handling of the concentrated pesticide, during equipment adjustment and from spray drift during application. The greatest risk occurs when the chemical concentrate is being handled; extra protection should be used at that time. The use of a waterproof apron is highly recommended when handling all pesticide concentrates, regardless of toxicity.
- Transfer from contaminated clothing or equipment – clothing worn during pesticide use should be restricted to that use only, thereby eliminating the possibility of continued dermal exposure due to pesticide residues remaining in the clothing. Some types of concentrated pesticides are not removed after multiple washings. Clothing contaminated by accidental spills of concentrated pesticide should be discarded rather than laundered. Avoid entering the house wearing contaminated clothing and equipment. Pesticides may be transferred from boots to floors and carpets where children and pets may be exposed.
- Transfer to other clothing during washing – always store and wash pesticide-contaminated clothing separately from the rest of the family wash as pesticides can be transferred to other clothing during the laundering process.

## **Protective Clothing and Equipment**

Even pesticides not absorbed by the skin may still cause skin problems such as redness, blisters or dry scaliness, which may lead to serious skin eczema and dermatitis. Good personal hygiene is important to help minimize pesticide absorption through the skin. Shower, shampoo your hair and put on clean clothing immediately after you finish using pesticides for the day or after an accidental spill. Cuts and scrapes should be cleaned and bandages changed after handling pesticide to avoid possible dermal absorption from contaminated bandages.

### **Eyes**

Eyes are very sensitive to pesticides and can be exposed to vapour or fumes, dust, spray drift, or accidental spills and splashes when containers of liquid concentrates are being opened or when the concentrated chemical is being poured into the sprayer tank. Do not wear contact lenses when mixing or applying pesticides.

### **Ears**

Sprays and spills may contaminate the head and ear canal.

### **Nose**

Pesticides can enter the body through breathing in fumes, dusts or spray mists. Fumes and extremely fine particles of dust or spray can be completely absorbed by the lungs. To minimize exposure, respirators always should be worn when opening and mixing all concentrated pesticides. Read the pesticide label and follow the precautions outlined. A respirator may be required when applying pesticides.

### **Mouth**

Pesticides can enter the body through the mouth when users eat, lick their lips or smoke when hands are contaminated. Face and hands should be washed thoroughly prior to eating or smoking. Children may be poisoned if they drink pesticides stored in pop bottles. All pesticides must be stored in their original containers and should be placed in a locked area out of reach of children.

## Minimum Protection

A minimum level of protection is required when working with dilute, less toxic or granular pesticides. Where there is a direct contact with the pesticide, add extra protection.

### Hard hat

(wide brimmed, no leather liner)

### Coveralls

cloth or disposable (wear closed at neck, over long-sleeved shirt and full-length pants)

### Gloves

unlined, nitrile or neoprene (cuff gloves and wear sleeves over gloves)

### Boots

neoprene overboots or high rubber boots (wear pants outside boots)



## Extra Protection

Extra protection is required for mixing, loading and handling pesticide concentrates, especially when working with highly toxic pesticides. Check pesticide label.

### Goggles or face shield

### Respirator

(check label if needed for less toxic pesticides)

### Hooded coveralls

chemically resistant (when mixing, loading or applying very toxic pesticides and when application drenches applicator)

### Waterproof apron

(when handling all concentrated pesticides)



### Coveralls

Wear coveralls, closed at the neckline and wrists and over full-length pants and long-sleeved shirts, also worn closed at the neckline and wrists.

### Minimum protection

- Cloth – if cotton or cotton/polyester coveralls are worn, they should be washed after daily use. Some pesticides are difficult to remove from cloth.
- Disposable, nonwoven – a number of limited use, disposable, nonwoven, hooded coveralls are now on the market; instead of laundering, they are disposed of at an approved landfill and thus, the problem of decontamination is avoided. Not all disposables are suitable for pesticide use, especially for liquid pesticides. Check with your supplier.

Common disposable brands are Kimberly-Clark KleenGuard LP (Liquid Protection) and DuPont Tyvek. Both disposables provide an extra layer of protection. Check for comfort and size before purchase. Disposable coveralls are more fragile than standard ones and are only expected to last a limited number of wearings.

### Extra protection

- DuPont's Tyvek QC (polyethylene coated Tyvek) and Tyvek/Saranex (saran coated Tyvek) provide greater durability and are more repellent to larger pesticide spills. However, they are more expensive and must be specially ordered. These coveralls are uncomfortable when worn for long periods in hot weather because of heat build-up and lack of breathability.
- Impermeable rainwear – two styles are available: coveralls or two-piece suits. They are similar in price to the more expensive disposable coveralls. Generally, they are a PVC (polyvinyl chloride) coating on nylon. Although excellent in liquid repellency, they too can be uncomfortable because they do not breathe and cannot be worn for long periods in hot weather. After use, they should be hosed down and washed with soap and water.

## Remember, When Using Disposable Coveralls . . .

- Before purchasing any disposable coveralls, make sure they are recommended by the manufacturer for pesticide use. Avoid wearing all-purpose disposables.
- When removing disposable coveralls, take care not to contaminate the interior if the coveralls are to be worn more than once. Between wearings, hang in a well ventilated area, away from other clothing.
- Do not launder disposables, but do launder all clothing worn under disposables, just as you would other clothing worn during pesticide use.
- Replace with a new coverall when severe pilling (balls of fiber on the surface), rips or holes occur. To discard, place in a plastic garbage bag and take to an approved landfill site; do not burn.

### Gloves

Unlined gloves are required when handling, mixing or pouring concentrated pesticides, during field application and when equipment needs adjusting. Never use bare hands to do these jobs. Studies reveal that the greatest exposure is often through the hands. A variety of glove materials may be found on the market. Unlined nitrile and neoprene gloves are suitable for most pesticides. All gloves should be washed soon after the concentrated chemical has been mixed as pesticide may penetrate into the material if it is not cleaned off. Care should be exercised to avoid contaminating the interior of gloves when they are taken off and put on. If possible, wash the outside of the gloved hands prior to glove removal, to avoid contaminating the interior. At the end of the day, both the inside and outside of the glove should be washed.

Prior to use, inspect gloves and replace immediately if cracks, swelling, discolouration, holes or rips develop. Cuff glove and wear sleeves over top of gloves to help prevent spills and splashes of pesticides from running down inside the gloves.

Do not continue to wear contaminated gloves and avoid wearing leather, cloth or natural rubber gloves as they soak up the chemical and become a source of continuous contamination.

### Boots

Neoprene overboots or long rubber boots are the recommended footwear as they are less likely to absorb pesticides and are more easily cleaned. Be sure to wear the pant leg over the boot to avoid pesticides running down into the boot. In case of such an accident, wash the boots out immediately; otherwise, wash the outside of the boots daily.

### Minimum protection

Prevent powders, dusts or spray mists from being deposited on the hair or scalp by wearing a hard hat. The hard hat should be washed daily. Avoid the use of a hard hat with a leather inner band.

### Extra protection

Protect hair, scalp, ears and neck from dust, sprays and spill when you are likely to contaminate the head area. Wear a wide brimmed hat that covers the neck or hooded coveralls, with the hood under the hard hat. Only wear ear plugs if required for hearing protection. Use disposable ear plugs made of self-molding foam, and dispose of them after use.

### Goggles or face shields

Protect the eyes and face against pesticide vapours, dust and splashes when handling concentrated pesticides. Goggles and face shields must have resistance to chemicals and have ventilation to prevent fogging. Clean after each day of use and store away from direct sunlight.

## Avoid Wearing

(These materials absorb chemicals and prolong exposure to the wearer; most are not easily cleaned).

- fabric baseball caps
- cloth or leather gloves, shoes or boots
- natural rubber or plastic gloves (not resistant to pesticides)
- leather belts, watch bands and cell phone holders
- contact lenses

## Respirators

Purchase a respirator recommended for the pesticides used and make sure it fits properly. A good airtight fit is required over the nose and mouth; beards and moustaches can prevent a close fit.

Respirators have two cartridges attached onto a facepiece. Each cartridge contains a pre-filter that removes dust particles and a filter of activated charcoal that absorbs the chemical. The cartridges should be unscrewed and replaced as soon as any odor of the pesticides is detected in the facepiece. Clean respirators after each day's use; unscrew the cartridges and wash the facepiece with soap and water. Rinse the facepiece in clean water, dry with a clean cloth and screw on the cartridges. The clean respirator should be stored away from direct sunlight in a sealed plastic bag to prevent cartridges from absorbing air-borne contaminants. Disposable respirators are also available. Replace as soon as any pesticide odor is detected. Wash after daily use – do not get the charcoal filter wet. Store in a sealed plastic bag. **Note:** Gauze and dust masks are not respirators and are not recommended for pesticide use!

## Gas masks

These are used when an applicator is likely to be exposed to very high levels of pesticides (fumigants). The face piece covers the eyes, nose and mouth. It is connected by a flexible hose to a charcoal canister worn on the belt. The lifespan of this canister is longer than that of the respirator cartridges. Manufacturer's directions are to be followed for cleaning and storing gas masks and canisters.

### Minimize Exposure

- wear recommended protective clothing and safety equipment
- limit clothing worn for pesticide use to that use only
- wash clothing and equipment daily after use
- replace clothing and equipment that is no longer serviceable

# Cleaning of Clothes and Equipment

Skin can absorb chemicals from inadequately cleaned clothing and equipment. Safe removal of pesticide demands special care in handling and washing contaminated clothes.

## Handling pesticide soiled clothing

- handle soiled clothing with unlined, nitrile gloves
- remove pesticide granules from cuffs and pockets outdoors
- discard any garment saturated with pesticide concentrate
- temporarily store clothing in disposable plastic bags before washing
- take disposables to approved landfill

## Washing pesticide soiled clothing

- wash daily
- wash separately from regular laundry
- pre-treat with a stain removal product if an emulsifiable formulation used, or
- pre-rinse on pre-soak cycle of washer
- avoid overcrowding washer
- use hot water setting
- use full water level and normal cycle
- use extra heavy duty detergent as recommended for heavily soiled loads
- repeat wash procedure
- clean washer after use (run empty washer through full cycle with hot water and detergent)

## Drying

- line dry to prevent contamination of dryer and increase the chemical breakdown of pesticide residues

## Washing other equipment

- wash other equipment daily in hot soapy water: hard hat, goggles, apron, gloves, boots and respirator (avoid getting charcoal wet; remove if possible)

## Specific Cleaning Procedures for Pesticides

The standard washing procedure mentioned above reduces pesticides from contaminated clothing, but new research is gradually identifying more specific washing procedures to further reduce the residues on contaminated clothing or equipment. Note that each product requires unique washing procedures, and more testing is required for those that still have high residues remaining. Refer to the guide below:

## Recommendations

- 18 per cent residue is an unacceptable level. For better protection, choose a disposable coverall and discard after use.
- Soak contaminated clothing in undiluted limonene for required time. (Examples of this product are Odor Crush or Citra-Solv.)
- Pre-treat contaminated clothing before washing; let soak.
- Fill 70 L washing machine with warm water (50°C); add 280 mL of chlorine bleach. Soak for required time. (**Note:** loss of strength and colour results from bleach soak, more so for cotton than for cotton/polyester blends.)  
Note: Acceptable levels of residue remaining – less than 3 per cent.

**For further information on protective clothing for pesticide use,** contact the Alberta Ag-Info Centre toll-free at 310-FARM (3276) or 1-866-882-7677.

Product	Suggested washing procedure	% Residue remaining
2,4-D (amine)	One wash	<1%
2,4-D (ester)	1/2 hour Limonene soak (2) (degreaser), one wash	18% (1)
Captan	One wash	1%
Chlorpyrifos (Lorsban, Dursban, Pynex)	3 hour bleach soak (4), one wash	<1%
Diazinon	Hot wash (60°C) or Spray'n Wash soak, one wash	1%
Iprodione (Rovral)	One wash	1%
Malathion (diluted)	Two washes	3%
Triallate (Avadex)	Spray'n Wash soak (3), two washes	18% (1)
Any concentrated pesticides	Discard	Too high

Source: *Effective Pesticide Decontamination Procedures for Clothing, Equipment and Spills, Research Project Report*, University of Alberta, Alberta Occupational Health and Safety Heritage Grant Program, 1994.

Note: The numbers in parentheses in the chart refer to the Recommendations 1 to 4 above.

# Other Precautions and Safety Tips

## Fresh water supply

Always carry a supply of fresh water to clean up accidental spills and a clean pair of gloves for equipment adjustments.

## Remote control devices

Devices (e.g. solenoid valves) can be installed to remotely control the sprayer, preferably from within the tractor cab, to reduce exposure to pesticides.

## Tractor cab cleanup

After spraying pesticides, the inside of the tractor (seat, steering wheel, etc.) can be decontaminated by wiping with warm soapy water and a sponge.

## Tractor cab filters

Charcoal filters are available for fitting onto the tractor air intake system, to filter out pesticides from the air entering the tractor cab. The use of these filters is highly recommended to reduce pesticide exposure during spraying operations. Check with tractor manufacturers to determine which charcoal filter is recommended for your tractor.

## Grazing and Haying Restrictions

Traditionally, pesticides have been registered for use on crops grown to maturity. Grazing or cutting of the immature crop for hay was not considered as the intended use, so residue information on the immature plant was not requested in the registration process. A grazing or haying interval is considered in the registration process only if the green matter is to be fed to livestock. Consequently, many pesticide labels have no statement as to whether or not it is safe to graze the crop(s) listed prior to maturity. The absence of this information may lead producers to assume that since there is no specific warning with respect to grazing, it is safe to do so.

Present pesticide labelling policy is meant to define only the acceptable uses of the product. It does not list or take into account the “do not’s.” Therefore, it cannot be assumed that if something is not stated on the label, it is accepted for use. A new accepted use can only be made through the submission of relevant data to support that use.

In light of the above, pesticide labels that are silent on grazing will carry the following statement: “Do not graze the treated crops or cut for hay; there are not sufficient data available to support such use.”

## Honey bee safety

Bees may be affected by pesticides, including those on and associated with treated seed. Spray early in the morning or late in the afternoon when bee activity is at a minimum. Warn beekeepers of your intentions, so they can confine the bees or move them until risk of poisoning bees is over. Imidacloprid is toxic to bees. Dust generated during the planting of treated seed may be harmful to bees and other pollinators.

To help minimize the dust generated during planting, refer to the complete guidance “Pollinator Protection and Responsible Use of Treated Seed—Best Management Practices” on the Health Canada webpage on pollinator protection at [www.healthcanada.gc.ca/pollinators](http://www.healthcanada.gc.ca/pollinators)

When using a seed flow lubricant with this treated seed, only the Fluency Agent by the registrant is permitted. Carefully follow use directions for this seed flow lubricant.

Do not load or clean planting equipment near bee colonies, and avoid places where bees may be foraging, such as flowering crops or weeds. When turning on the planter, avoid engaging the system where emitted dust may contact honey bee colonies. Spilled or exposed seeds and dust must be incorporated into the soil or cleaned up from the soil surface.

## Farm Safety Program

For further information on farm safety, please contact the Farm Safety Program of Alberta Agriculture. ([https://www1.agric.gov.ab.ca/\\$department/deptdocs.nsf/All/aet623](https://www1.agric.gov.ab.ca/$department/deptdocs.nsf/All/aet623))

### Safety Equipment and Clothing

Protective clothing and equipment is available:

Local U.F.A. and safety equipment suppliers  
Fleck Bros.  
Levitt-Safety Limited  
Acklands-Grainger Inc.

# First Aid

## Poison Information Centres (Alberta) 1-800-332-1414 (Calgary only) 403-944-1414

The emergency department of most hospitals can deal with pesticide poisoning. However, the Poison Centre in Calgary can provide information on recognizing poisoning symptoms and in giving the right treatment. It offers a 24-hour toll free service.

Some manufacturers have emergency telephone numbers to call in case of pesticide poisoning.

**BASF Canada**  
1-800-454-2673

**Bayer CropScience Inc.**  
1-800-334-7577

**Corteva Agriscience**  
1-613-996-6666

**FMC Corporation**  
1-800-331-3148

**Interprovincial Cooperative Ltd.**  
1-613-996-6666

**Monsanto Canada Inc.**  
1-314-694-1000 or 1-800-332-3111

**Nufarm Canada**  
1-877-325-1840

**Syngenta Crop Protection Canada Inc.**  
1-800-327-8633

**UAP Canada**  
1-800-561-8273

## Standard First Aid Measures

Before using a pesticide, look for the warning symbol on the label. This label indicates the toxicity of the pesticide. If you are severely exposed to a pesticide and you are alone, do not panic. The symptoms of the pesticide do not show up immediately. You will have some time to decontaminate yourself.

### If in eyes

Wash eyes with water at once. Hold the eyelids open and wash eyes for at least 15 minutes with fresh water each time. Get help to take you to the emergency department of the nearest hospital and take the labelled container with you. Do not use any eye medication unless prescribed by a doctor.

### If on skin

Get any spilled pesticide off your body immediately. If the pesticide is on your clothes, remove them and rinse your skin with water. After rinsing, wash the area with soap and water. Obtain medical attention if area of contact is large or if irritation persists.

### If swallowed

**If swallowed:** Have the person sip a glass of water if able to swallow. Do not induce vomiting unless told to do so by a poison control centre or doctor. Do not give anything by mouth to an unconscious person.

*If the product contains a petroleum distillate:*

**If swallowed:** Call a poison control centre or doctor immediately for treatment advice. Do not induce vomiting unless told to do so by a poison control centre or doctor. Do not give any liquid to the person. Do not give anything by mouth to an unconscious person.

**If inhaled:** Move person to fresh air. If person is not breathing, call 911 or an ambulance, then give artificial respiration, preferably by mouth-to-mouth, if possible.

# Glossary of Terms in Pest Control

**Active ingredient (a.i.):** The concentration of chemical in a formulated product responsible for action.

**Antagonism:** Opposing action of different chemicals such that the sum of their total effect is less than the effect if each pesticide were used alone.

**Antidote:** A first aid treatment to offset the toxic effect of a pesticide.

**Bioassay:** Determination of concentration of a pesticide by comparing its effect on a test organism with that of a standard preparation.

**Adjuvant:** Any substance added to a pesticide formulation or spray tank to facilitate application.

**Chlorotic:** Loss or fading of green colour in foliage.

**Contact pesticide:** Causes localized injury to plant tissue, or causes an effect when the pesticide hits the pest or the pest contacts the treated surface.

**Degradation:** Breakdown of a pesticide by action of air, water, sunlight, microbes or other agents.

**Desiccant:** Chemical used to accelerate drying of plant tissues.

**Efficacy:** Effectiveness of chemical on the pest.

**Established forage:** A forage crop that has gone through three months of a growing season.

**Foliar application:** Made to the leaves of plants, as opposed to soil application.

**Formulation:** Form in which the manufacturer prepares a pesticide to facilitate its use: granular, solution, emulsifiable concentrate, dry flowable, liquid flowable, wettable powder.

**Fumigant:** Vapour active chemical used against pests.

**Incompatibility:** Where one pesticide is mixed with another causing unsatisfactory results.

**Inhibit:** Prevent or stop a process, e.g. inhibits photosynthesis.

**LC<sub>50</sub>:** Lethal concentration – amount of pesticide in air or water that can kill 50% of the organism.

**LD<sub>50</sub>:** Lethal dose – quantity of pesticide that will kill 50% of a test population.

**Mode of action:** The specific mechanism through which a pesticide affects a pest.

**Necrosis:** Localized death of plant tissue, usually characterized by browning and desiccation.

**Non-cropland:** Land not in crop production or not intended for crop production.

**Pesticide group:** A number of pesticides that have the same mode of action.

**Photosynthesis:** Process by which green plants use sunlight, carbon dioxide and water to produce plant food.

**Phytotoxic:** Injurious to a plant.

**Plant growth regulators (PGR):** Chemical that affects the normal growth process of plants.

**Preharvest interval (PHI):** Time (days) between the last application of the pesticide and harvest. Harvest includes cutting (swathing) or grazing; it does not include combining or baling for hay.

**Residual herbicide:** Persists in soil, kills regrowth and/or germinating seedlings over an extended time.

**Resistance:** A genetic change in a pest population as a result of selection by a pesticide, which results in a loss of control.

**Synergism:** Complementary action of different pesticides such that the total effect is greater than the sum of their independent effects.

**Systemic pesticide:** Able to move in the plant, insect or other organism from the initial point of contact.

**Weed control:** A minimum of 80 per cent reduction in weed stand and/or growth.

**Weed suppression:** A minimum of 60 per cent reduction in weed stand and/or growth.



# Alberta Agriculture Offices

Alberta Ag-Info Centre  
Call toll-free 310-FARM (3276)

## Field Offices

Location	Address	Phone Number	Fax Number
Airdrie	97 East Lake Ramp NE	403-948-8546	403-948-2069
Barrhead	2nd Floor Provincial Building 6203 - 49 Street	780-674-8268	780-674-8309
Brooks	CDC South Hargrave Building #6 301 Horticultural Station Road East	403-362-1321	403-362-1306
Camrose	4910 - 52 Street	780-679-1302	780-679-1299
Fairview	213 Provincial Building 10209 - 109 Street	780-835-7536	780-835-3600
Grande Prairie	1201 Provincial Building 10320 - 99 Street	780-538-6208	780-538-5288
Leduc	Agri-Food Business Centre 6547 Sparrow Drive	780-980-3534	780-980-4237
Olds	201 Provincial Building 5030 - 50 Street	403-556-4328	403-556-7545
Red Deer	Provincial Building 4920 - 51 Street	403-340-5532	403-340-4896
Stettler	Provincial Building 4705 - 49 Avenue	403-742-7540	403-742-7527
Stony Plain	Provincial Building 4709 - 44 Avenue	780-968-3516	780-963-4709
Vermilion	Provincial Building 4701 - 52 Street	780-853-8240	780-853-4776

# Herbicide Index

	Page/s
Chemical Weed Control in Alberta .....	39
Nitrate poisoning of livestock .....	39
Weed control in forage crops .....	39
Water Used for Spray Application .....	40
Pesticide Resistance.....	40
The Problem .....	40
How to identify herbicide resistance.....	41
How to minimize the development of resistance .....	41

## Tables

Herbicide and Water Quality.....	40
Herbicide Resistant Weeds in Alberta.....	41
Herbicide Group Classification by Mode of Action.....	42

## Herbicide Selector Charts

Herbicide Selector Chart – Cereals.....	341
Herbicide Selector Chart – Oilseeds .....	356
Herbicide Selector Chart – Forage Legumes.....	364
Herbicide Selector Chart – Forage Grasses.....	371
Herbicide Selector Chart – Other Crops .....	389

**Active ingredient names for registered products can be found in the  
*Herbicide Group Classification by Mode of Action* table starting on page 42**

## Product Registrations

Name	Page/s	Name	Page/s
2,4-D.....	46	Authority Charge Herbicide .....	74
Aatrex .....	48	Authority Supreme Herbicide.....	76
Accent 75 DF.....	50	Avadex Liquid EC.....	77
Achieve (Liquid Achieve SC).....	51	Avadex MicroActiv .....	77
Advantage Glyphosinate-ammonium 150 .....	215	Avenza .....	80
Aim EC Herbicide.....	54	Axial.....	82
Ally Toss-N-Go.....	56	Axial iPak.....	84
Altitude FX3 .....	59	Axial Xtreme .....	86
Amitrol 240.....	60	Axial Xtreme iPak.....	87
Amity WDG.....	286	Badge II.....	99
Antler 240 EC .....	278	Barricade II .....	89
Approve .....	299	Basagran .....	91
Ares SN .....	62	Basagran Forte .....	91
Armezon .....	64	Batalium .....	94
Armory 240.....	265	Bengal WB .....	253
Arrow 240 EC .....	278	Benta Super .....	91
Arrow All-In .....	278	Betamix β.....	95
Arsenal.....	65	Bison 400L.....	51
Assert 300 SC.....	67	BlackHawk.....	96
Assure II.....	69	Blitz .....	249
Attain XC.....	72	Bolster Desiccant.....	265
Authority 480 Herbicide .....	74	Bonanza 10G.....	312

**Product Registrations (cont'd)**

<b>Name</b>	<b>Page/s</b>	<b>Name</b>	<b>Page/s</b>
Bonanza 480 EC.....	312	Express FX (co-pack).....	142
Boost.....	117	Express Pro .....	143
Brazen 100 EC .....	82	Express SG .....	145
Broadband .....	98	Facet L.....	108
Broadloom .....	91	Fierce .....	147
BroadSide .....	260	FirstPass .....	249
Bromotril II .....	230	Flame Glyphosate 360 .....	158
Brotex .....	230	Flurox-24 .....	72
Buctril M.....	99	Fluroxypyrr 180 EC.....	179
Buzzin.....	289	FMC PrecisionPac Cross Spectrum Herbicides.....	149
Cadillac.....	173	Foax .....	173
Cadillac One .....	173	Focus Herbicide.....	153
Caliber .....	125	Foothills NG .....	173
Calmix Pellets.....	102	Forcefighter M.....	128
Casoron G-4.....	103	Fortress MicroActiv .....	154
Centurion.....	278	GlyKamba .....	156
Chateau.....	327	glyphosate.....	158
Cirpreme XC.....	105	GoldWing.....	167
CleanStart.....	107	Grazon XC.....	168
Clearout 41 Plus.....	158	Guardsman .....	158
Clethodim 250 .....	278	Guardsman Diquat .....	265
Clever.....	108	Guardsman Gladiator.....	256
Clovitox Plus .....	322	Heat .....	171
Cobutox .....	125	Heat Complete .....	170
Command 360 ME.....	110	Heat LQ.....	171
Command Charge Herbicide .....	110	Horizon NG.....	173
Conquer (Co-pack).....	114	Hotshot .....	176
Conquer II.....	112	Hyvar X.....	177
Co-op Bolster .....	265	Hyvar X-L.....	177
Co-Op Vector 540.....	158	Ikwin.....	179
Craven .....	265	Impact.....	64
Credit Xtreme.....	158	Inferno Duo.....	180
Crush'R Plus.....	158	Inferno Trio .....	182
Curtail M.....	115	Inferno WDG.....	183
Davai.....	286	Infinity .....	185
Deploy.....	117	Infinity FX .....	187
Desica .....	265	Ingenious .....	108
Dessicash Desiccant.....	265	Interline .....	195
Distinct.....	119	Intruvix Herbicide .....	188
Diurex 80 W.....	190	IPCO Contender .....	69
DriFast Desiccant.....	265	IPCO Dichlorprop DX .....	136
Dual II Magnum.....	120	IPCO Factor 540.....	158
Duet .....	222	Karmex DF .....	190
Eclipse XC .....	122	KnockOut Extra.....	158
Edge MicroActiv.....	123	KoAct .....	191
Embutox .....	125	Koril .....	230
Enforcer D.....	127	Korrex II.....	192
Enforcer M .....	128	Krovar 1 .....	194
Engenia.....	130	Ladder 240 EC .....	173
Epic Herbicide.....	82	Ladder All In .....	173
Eptam Liquid EC .....	133	Leader.....	299
Escort .....	135	Liberty 150 SN .....	195
Estaprop XT .....	136	Logic M .....	99
Esteem .....	244	Lontrel XC.....	197
Etho SC.....	221	Lorox.....	200
Everest 3.0 .....	139	Luxxur.....	202
Express FX (all-in-one).....	142		

## Product Registrations (cont'd)

<b>Name</b>	<b>Page/s</b>	<b>Name</b>	<b>Page/s</b>
Marengo.....	51	Paradigm.....	228
MasterLine Quinclorac.....	108	Pardner.....	230
Matrix.....	158	Patron 240 EC.....	278
MCPA.....	204	Permit WG.....	233
Mecoprop.....	206	Phantom 240 SL.....	256
Metrix SC.....	289	Pinnacle SG Toss-N-Go.....	234
Mextrol 450.....	99	Pixxaro.....	236
Mizuna.....	286	Poast Ultra.....	238
Momentum.....	207	Predicade.....	240
MPower Aurora.....	173	PrePass Flex.....	242
MPower Battlefront.....	249	PrePass XC.....	242
MPower BattleFront CM.....	210	Prestige XL.....	244
MPower Battlestar.....	292	Primextra II Magnum.....	246
MPower Boa.....	91	Princep Nine-T.....	247
MPower Boa iQ.....	212	Priority.....	249
MPower Buck.....	230	Prism SG.....	288
MPower Buck D.....	299	Prospect.....	250
MPower Buck M.....	99	Pulsar.....	252
MPower Clobber.....	197	Puma Advance.....	253
MPower Clobber G.....	122	Pursuit 240.....	256
MPower Clobber M.....	115	Pyralid Herbicide.....	197
MPower Clone.....	265	Python.....	336
MPower Disruptor 360.....	158	Reclaim II.....	258
MPower Disruptor 540.....	158	Refine M.....	260
MPower Extra.....	145	Refine SG.....	262
MPower Foxy Buck M.....	128	Reglone Desiccant.....	265
MPower Foxy CM.....	244	Reglone Ion Desiccant.....	265
MPower Foxy CRX Herbicide.....	213	Restore II.....	267
MPower Foxy M.....	320	Retain SG.....	269
MPower Foxy Pro.....	72	Reward.....	271
MPower Foxy Pro R.....	269	Rexade.....	272
MPower Foxy R.....	89	Rezuvant.....	273
MPower Foxy Thief.....	304	Rival 10 G.....	312
MPower Good Harvest.....	215	Rival EC.....	312
MPower Hellcat.....	253	Roundup Transorb HC.....	158
MPower Independence.....	278	Roundup WeatherMax.....	158
MPower Kamikaze.....	256	Roundup Xtend with VaporGrip Technology.....	275
MPower Ninja.....	222	R/T 540.....	158
MPower Ninja Master.....	216	Rush 24.....	72
MPower Quiz.....	69	Rush M.....	320
MPower RX.....	117	Salute.....	277
MPower Vigor.....	195	Select.....	278
MPower X-Pro.....	143	Shadow RTM.....	278
Muster Toss-N-Go.....	217	Sharda Glyforce WDG.....	158
Navius VM.....	219	Sharda Glyphosate 360.....	158
Nicosh Herbicide.....	50	Sharda Rimsulfuron 25%.....	288
Nortron.....	221	Shieldex.....	281
Nufarm Tralkoxydim.....	51	Sierra 3.0.....	139
OcTtain XL.....	72	Signal.....	173
Odyssey.....	222	Signal FSU.....	282
Odyssey NXT.....	222	Simplicity.....	284
Odyssey Ultra.....	224	Simplicity GoDRI.....	284
Odyssey Ultra NXT.....	224	Slam'R Clodinafop.....	173
Olympus.....	226	Smoke.....	158
Oracle Dicamba.....	130	Solo.....	286
Outlook.....	227	Solo ADV.....	286
Outshine.....	292	Sortan IS.....	288

**Product Registrations (cont'd)**

<b>Name</b>	<b>Page/s</b>	<b>Name</b>	<b>Page/s</b>
Squadron .....	289	Tridem .....	310
Stage Desiccant.....	265	trifluralin.....	312
StartUp .....	158	Triton C.....	316
Statue .....	278	Triton K.....	318
Stellar XL .....	292	Trophy 600.....	320
Stonewall.....	158	Tropotox Plus.....	322
Sword .....	296	Truvist.....	323
Tandem .....	294	Tundra .....	324
Target.....	296	UpBeet .....	326
Telar XP.....	298	Valtera.....	327
Thrasher II .....	299	Vanquish .....	329
Thumper .....	299	Varro .....	331
Topline .....	301	Vector.....	158
Tordon 22 K.....	303	Velocity m3 All-In-One.....	333
Tracker XP.....	296	Velpar DF CU.....	335
Travallas.....	304	Vigil WB.....	253
Traxos .....	306	Viper ADV .....	336
TraxosTwo.....	308	VMD 480.....	329
Treflan Liquid EC .....	312	VP 480 .....	158
Treflan MicroActiv.....	312	Xtendimax with VaporGrip Technology .....	338
Tricor .....	289	Yuma GL .....	69

## Chemical Weed Control in Alberta

Chemical weed control functions on the basis that certain chemicals are capable of killing some kinds of plants (weeds) without injury to other kinds (crops). As a group, these chemicals are called herbicides.

Herbicides are effective tools for the control of weeds, and **herbicides demand respect**. When properly used, herbicides can safely and effectively accomplish their objective; misused, they can cause severe economic loss. The misuse of herbicides is usually due to:

- ignorance of their characteristic activity and/or
- carelessness in their application

Misuse includes such factors as applying improper dosages; using the wrong herbicide; failure to properly calibrate application equipment; failure to wash application equipment thoroughly before switching herbicides; improper soil incorporation; timeliness of application, with respect to the growth stage of crop or weed.

This guide lists the major herbicides registered for field crop use in Alberta. Refer to product labels attached to the herbicide containers for final detailed information.

## Nitrate poisoning of livestock

Nitrate accumulations may be caused by leaf damage from frost, hail or herbicide action. Symptoms of nitrate poisoning include reduced milk production and growth rate, abortions and in severe cases, death by suffocation. A veterinarian should be called immediately if livestock show unusual symptoms when they are fed forages that may contain nitrates.

After severe frost, hail or herbicide damage, the nutrient value of the crop will decrease rapidly. In terms of nutrition, it is important to harvest as soon as practical; however, in the case of herbicide treated crops, there may be a waiting period specified on the herbicide label. Especially in the case of high risk crops, such as oats or corn, a delay may be advisable to permit nitrate levels to decrease. If there is a possibility of high nitrates in feed, have the feed analyzed at a feed testing laboratory.

## Weed control in forage crops

Make sure all forages, as well as any companion crops, present in the stand are listed for the intended use on the herbicide label. Follow the label directions on the herbicide container closely, especially for stage of crop and weed development, Water Volume, Grazing and feeding restrictions.

## Water Used for Spray Application

The quality of water used can affect the efficacy of some herbicides. Water quality includes the cleanliness (silt, organic matter and soil), the hardness or softness of the water and the water pH.

Some herbicides, including glyphosate containing herbicides, adsorb to silt and organic matter, become inactivated. This causes a decrease in herbicidal activity. Suspended soils and organic matter in water is usually a problem where surface water is being used.

Other herbicides, including 2,4-D amine and several Group 1 herbicides have reduced efficacy when applied in mineralized water. Minerals include both calcium and magnesium sulfates, which result in 'hard' water, and excessive sodium bicarbonate, which results in 'soft' water. Mineralized water is most commonly a problem when well-water is used. When efficacy decreases, it is most apparent on hard to control

weeds and is easily confused with late application, poor growing conditions or reduced herbicides rates.

The pH of water or water temperature can affect the ability of some herbicides to stay dissolved in the spray solution. To avoid these problems, the manufacturer will suggest a specific order to add surfactant or mixtures of products. For example, to mix the herbicide Horizon, the herbicide is added first, followed by the surfactant, Score, and all mixing is done under agitation. Other water conditioners out there include Choice Weather Master and N-Tank. Follow label recommendations for mixing. Products cannot work unless they are dissolved or miscible (capable of being mixed) in the water. Also, if products are not in solution they can form a sludge in the spray tank and block nozzles.

It is best to avoid using poor quality water if possible; however, the following remedies can limit the loss of herbicidal activity.

Herbicide and Water Quality		
Herbicide	Quality concern	Remedy
2,4-D amine*	Mineralized water	Use a non-ionic surfactant like Agral 90
Achieve (tralkoxydim)	Mineralized water	Add ammonium sulfate (1% v/v)
Poast (sethoxydim)	Mineralized water	Add ammonium sulfate (1% v/v)
glyphosate	Mineralized water	Add ammonium sulfate fertilizer 3 kg/100 L application solution
glyphosate	Silty or dirty water	Filter water or use clean water
Select (clethodim)	Mineralized water	Add ammonium sulfate (1% v/v)

\* **Note: 2,4-D Ester formulation is not affected.**

Information primarily derived from F. A. Holm, J. L. Henry, D. W. Gruber and P. McMullan, 1995 Water quality effects on phenoxy and ACCase inhibiting herbicides. Proceedings of the Weed Research/Symposium, University of Alberta.

## Pesticide Resistance

### The Problem

Agricultural pests can develop resistance to fungicides, herbicides or insecticides. Resistance occurs when some pests survive a pesticide application; this part of the population is naturally more tolerant to the chemical. These individuals reproduce and create a population that is resistant to the pesticide. Producers should follow agronomic practices that both prevent or minimize the development of resistance and prevent the spread of existing resistant populations.

Since the first documented case of chickweed resistance in the mid 1980's, the numbers of herbicide resistant weeds, fungicide resistant diseases and insecticide resistant bugs have increased and the area infested by them continues to grow. At present in Alberta, more than 20 weed biotypes are resistant to chemicals from six herbicide groups. Potato blights are known to have developed resistance to common fungicides. Some insect pests are resistant to the *Bacillus thuringiensis*, a common biopesticide. In addition, some resistant pests are resistant to more than one pesticide group (see table below). It is essential that producers be able to identify these resistant pests and take action to minimize or prevent the development of resistance on their farms.

## How to identify herbicide resistance

Investigate all areas of the sprayed field where weed control did not occur. Rule out other factors that might have affected herbicide performance including mis-application, spray misses, unfavorable weather conditions, herbicide application at an improper leaf stage and weed flushes after application. If resistance remains a likely possibility, check for the following:

- Are other weeds listed on the product label controlled satisfactorily?
- Is herbicide failure patchy with no reasonable explanation?
- Did the same herbicide or herbicide group fail in this area of the field in the previous year?
- Do weeds show herbicide injury symptoms such as root pruning by a Group 3 herbicide or yellow/purple coloration caused by Group 2 applications. Resistant weed biotypes will not show these typical injury symptoms.
- Do field histories indicate extensive use of the same herbicide (or herbicide group) year after year?

## How to minimize the development of resistance

Follow the guidelines below to delay the appearance of resistance:

- **Integrated weed management practices** – use herbicides as part of an integrated control program that includes scouting, historical information related to herbicide use and crop rotation, and consider mechanical, cultural, biological and other control practices.
- **Herbicide and crop rotations** – herbicides must be rotated. It is important not only to use a different herbicide, but to use one from a different herbicide group with a different mode of action.
- **Field history** – records are needed to make sensible decisions on herbicide rotation and to evaluate the probability of resistance developing. A pesticide application record sheet can be found at the back of this book.
- **Tank mixture** – a tank mix may delay the appearance of resistant weeds if the components of the tank mixture control the same weed by a different mode of action.
- **Monitor results** – Monitor treated weed populations for resistance development.
- **Preventive measures** – prevent the movement of resistant weed seeds to other fields by cleaning harvesting and tillage equipment as well as planting clean seed.

### Herbicide Resistant Weeds in Alberta

Herbicide group	Weeds
Group 1	Green foxtail, wild oats
Group 2	Ball mustard, chickweed, cleavers, hemp-nettle, kochia*, pale smartweed, Russian thistle, spiny annual sow thistle, stinkweed, wild mustard, wild oats
Group 3	Green foxtail
Group 4	Hemp-nettle
Group 8	Wild oats
Group 1 + 2 + 25 (multiple resistance)	Wild oats
Group 1 + 2 + 8 + 25 (multiple resistance)	Wild oats
Group 1 + 3 (multiple resistance)	Green foxtail
Group 2 + 4 (multiple resistance)	Cleavers
Group 9	Kochia

- **NOTE:** There is now a confirmed case of glyphosate resistance (Group 9) in kochia in Southern Alberta. Other cases of glyphosate resistance have been reported in Ontario with giant ragweed and Canada fleabane.
- Surveys of prairie kochia fields have found that approximately 90 per cent have Group 2 herbicide resistance. Without testing assume kochia found in Alberta is resistant as well and needs to be controlled with herbicides from a different herbicide group.

Herbicide resistance screening on suspect weeds can be performed by the Saskatchewan Crop Protection Lab (306-787-8130) for a fee, ranging from \$35 to \$100 per sample. Or contact the chemical company or the Alberta Ag-Info Centre toll-free at 310-FARM (3276).

## Herbicide Group Classification by Mode of Action

Chemical family	Active ingredients	Found in*			
<b>Group 1</b>	<b>Inhibitors of acetyl CoA carboxylase (ACCase). These chemicals block an enzyme called ACCase. This enzyme helps the formation of lipids in the roots of grass plants. Without lipids, susceptible weeds die.</b>				
Aryloxyphenoxy propionate (Fop)	clodinafop propargyl	Cadillac Foothills SG	Harmony Grass 240 EC Horizon SG Ladder	MP Aurora NextStep SG Signal	Signal FSU Traxos
	fenoxaprop-p-ethyl	Bengal MP Hellcat	Puma Advance Tundra	Vigil	
	quizalofop-p-ethyl	Assure II	IPCO Contender	MP Quiz	Yuma
Cyclohexanediones (Dim)	clethodim	Antler 240 EC Arrow 240 EC Arrow-All-In	Centurion Clethodim 250 Duet	MP Independence MP Ninja Master Patron	Select Shadow RTM Statue
	sethoxydim	Poast Ultra	Odyssey Ultra/Odyssey Ultra NXT		
	tralkoxydim	Bison	Liquid Achieve	Marengo	Nufarm Tralkoxydim
Phenylpyrazolin (Den)	pinoxaden	Avenza Axial Axial iPak	Axial Xtreme Axial Xtreme iPak	Broadband Rezuvant	Traxos Traxos Two
<b>Group 2</b>	<b>ALS/AHAS inhibitors. These chemicals block the normal function of an enzyme called acetolactate (ALS) actohydroxy acid (AHAS). This enzyme is essential in amino acid (protein) synthesis. Without proteins, plants starve to death.</b>				
Imidazolinones	AC 299, 263 120 AS	Altitude FX			
	imazamethabenz	Assert 300			
	imazamox	Ares SN Altitude FX3	Davai Mizuna	Python Salute	Solo/Solo ADV Viper
	imazamox + imazethapyr	Davai Duet	MP Ninja MP Ninja Master	Odyssey/Odyssey NXT	Odyssey Ultra/ Odyssey Ultra NXT
	imazapyr	Arsenal	Ares SN	Salute	
	imazethapyr	Gladiator	MP Kamikaze	Phantom	Pursuit
Sulfonilamino-carbonyltriazolinones	flucarbazone sodium	Batalium	Everest	Inferno Duo	
	propoxycarbazone sodium	Olympus			
Sulfonyleureas	chlorsulfuron	Telar	Truvist		
	ethametsulfuron methyl	Muster			
	halosulfuron	Permit			
	metsulfuron-methyl	Ally Toss-N-Go Escort	Express Pro MP X-Pro	Reclaim/Reclaim II Travallas	
	nicosulfuron	Accent	Nicosh Herbicide		
	rimsulfuron	Prism	Sharda Rimsulfuron 25%	Sortan IS	Titus Pro
	thifensulfuron-methyl	Barricade II Boost Broadside	Deploy MP Foxy CRX MP Foxy Pro RX	MP Foxy R Predicade Refine SG	Retain Travallas Triton C
	tribenuron-methyl	Barricade II Boost Broadside, Deploy Express FX Express Pack Express Pro	Express SG Inferno Duo Inferno WDG Intruvix Herbicide KoAct Luxxur MP Foxy CRX	MP Foxy Pro RX MP Foxy R MP Extra MP R MP X-Pro MP X-KO Predicade	Refine SG Refine M Retain Signal FSU Triton C Triton K
	triflurosulfuron methyl	UpBeet			
	Pyrazole	halosulfuron	Permit		
Triazolpyrimidines	florasulam	Avenza Benchmark Blitz Broadband Cirpreme First Pass	Frontline XL Frontline 2,4-D Hotshot Korrex II MP Battlestar MP Battlefront 24D	MP Battlefront CM MP Battlefront M Outshine Paradigm PrePass PrePass Flex	Priority Stellar/Stellar XL Topline Tridem
		pyroxsulam	Simplicity/Simplicity GoDRI	Tandem	Tridem
Triazolones	thiencarbazone-methyl	Luxxur	Predicade	Varro	Velocity m3

\* A herbicide may appear in more than one group if it contains more than one active ingredient.

(continued)



### Herbicide Group Classification by Mode of Action

Chemical family	Active ingredients	Found in*				
<b>Group 3</b>	<b>Microtubule assembly inhibitors. These chemicals inhibit the cell division in roots.</b>					
Dinitroanilines	ethalfluralin	Edge				
	trifluralin	Bonanza	Fortress MicroActiv	Rival	Treflan	
<b>Group 4</b>	<b>Synthetic auxins. These chemicals disrupt plant cell growth in the newly forming stems and leaves; they affect protein synthesis and normal cell division, leading to malformed growth and tumors.</b>					
Benzoic acids	dicamba	Distinct Engenia Express FX GlyKamba	Intruvix Herbicide Korrex II Oracle Pulsar	Sword Target Tracker XP Triton K	Vanquish VMD 480 Xtendimax	
Carboxylic acids	aminocyclopyrachlor	Navist		Truvist		
	fluroxypyr	Altitude FX3 Attain XC Axial Xtreme Axial Xtreme iPak Avenza Barricade II Batalium Enforcer D Enforcer M Esteem	Flurox-24 ForceFighter M Infinity FX Momentun MP Battlestar MP Foxy CM MP Foxy CRX MP Foxy M MP Foxy Pro MP Foxy Pro RX	MP Foxy R OcTTain XL Outshine Pixxaro Predicade Prestige XC Pulsar Retain SG Rezuvant	Rush 24 Rush M Signal FSU Stellar/Stellar XL Tandem Travallas Traxos Two Tridem Trophy	
	quinclorac	Clever Facet L	Ingenious	Masterline Quinclorac	Triton C	
Picolinic acid	aminopyralid	Reclaim/Reclaim II		Restore II		
	clopyralid	Curtail M Eclipse III Esteem Lontrel Momentum	MP Battlefront CM MP Clobber MP Clobber G MP Clobber M	MP Foxy Buck M MP Foxy CM MP Foxy CRX Prestige	Prestige XC Pyralid Salute	
	halauxifen	Cirpreme Paradigm	Pixxaro	Prospect	Rezuvant	
	picloram	Grazon XC		Tordon 22K		
Phenoxy	2,4-D	2,4-D Approve Attain XC Benchmark Calmix Pellets Desormone Dichlorprop-DX	Enforcer D Estaprop XT Flurox-24 Frontline 2,4-D Grazon KoAct Leader	MP Battlefront 24D MP Foxy Pro MP Foxy Pro RX MP X-KO OcTTain Reclaim/Reclaim II	Restore II Retain SG Rush 24 Thrasher Thumper Triton K	
	dichlorprop (2,4-DP)	Desormone	Dichlorprop-DX	Estaprop XT		
	2,4-DB	2,4-DB	Caliber 625	Cobutox 625	Embutox 625	
	MCPA	Badge	Frontline XL	MP Buck	Refine M	
		Batalium	Goldwing	MP Clobber M	Rush M	
		Broadside	Horizon BTM	MP Foxy Buck M	Stellar/Stellar XL	
		Buctril M	Logic M	MP Foxy CM	Sword	
Clovitox Plus		MCPA	MP Foxy M	Target		
Curtail M		Mextrol	Outshine	Tracker XP		
Enforcer M	MP Battlefront CM	Pixxaro	Topline			
Esteem	MP Battlefront M	Predicade	Trophy			
ForceFighter M	MP Battlestar	Prestige XC	Tropotox Plus			
MCPB	Clovitox Plus	Tropotox Plus				
mecoprop (MCP)	Mecoprop-P	Sword	Target	Tracker XP		

\* A herbicide may appear in more than one group if it contains more than one active ingredient.

(continued)

### Herbicide Group Classification by Mode of Action

Chemical family	Active ingredients	Found in*			
<b>Group 5</b>					
<b>Photosynthetic inhibitors at Photosystem II, Site A.</b> These chemicals interfere with photosynthesis and disrupt plant growth, ultimately leading to death.					
Phenyl carbamates	desmedipham	Betamix	Betamix B		
	phenmedipham	Betamix	Betamix B		
Triazines	atrazine	Aatrex	Laddok	Primextra II Magnum	
	simazine	Princep Nine-T			
Triazinones	hexazinone	Velpar DF	Velpar DF CU		
	metribuzin	Buzzin Metrix	Sencor Squadron	Titus Pro Tricor	
Uracils	bromacil	Calmix Pellets	Hyvar X/X-L	Krovar I	
<b>Group 6</b>					
<b>Photosynthetic inhibitors at Photosystem II, Site II.</b>					
Benzthiadiazoles	bentazon	Basagran Basagran Forte	Benta Super Broadloom	MP Boa Python	Viper
Nitriles	bromoxynil	Approve Axial iPak Axial Xtreme iPak Badge Batalium Bromotril II Brotex 240	Buctril M Conquer Enforcer D Enforcer M ForceFighter M Hotshot Infinity	Infinity FX Koril Leader Logic M Mextrol MP Buck MP Foxy Buck M	Pardner Thrasher Thumper Tundra Velocity m3
<b>Group 7</b>					
<b>Photosynthetic inhibitors at Photosystem II, Site B.</b>					
Ureas	diuron	Diurex 80W	Karmex XP	Krovar I	
<b>Group 8</b>					
<b>Lipid synthesis inhibitors (not ACCase inhibition). These chemicals inhibit the cell division and elongation in the seedling shoots before they emerge above ground.</b>					
Thiocarbamates	EPTC	Eptam			
	triallate	Avadex Liquid EC	Avadex MicroActiv	Fortress MicroActiv	
<b>Group 9</b>					
<b>Inhibitors of EPSP synthesis. These chemicals inhibit the amino-acid synthesis.</b>					
None	glyphosate	Clearout 41 Cleanstart Credit 45/Credit Xtreme Crush'R Plus Eclipse III	Glyphogan Plus GlyKamba Guardsman KnockOut Extra Matrix MP Clobber G	MP Glyphosate PrePass Roundup Transorb HC Roundup WeatherMax R/T 540	Sharda Glyphosate 360 Smoke StartUp Vector/Vector 540 VP 480 Xtendimax

\* A herbicide may appear in more than one group if it contains more than one active ingredient.

(continued)

### Herbicide Group Classification by Mode of Action

Chemical family	Active ingredients	Found in*			
<b>Group 10</b> <b>Inhibitors of glutamine synthetase.</b>					
None	glufosinate ammonium	Liberty 150 SN	MP Good Harvest	MP Vigor	
<b>Group 11</b> <b>These chemicals inhibit the carotenoids biosynthesis.</b>					
Triazole	amitrole	Amitrol 240			
<b>Group 13</b> <b>Inhibits DOXP, which is needed in plant metabolism.</b>					
Isoxazolidinone	clomazone	Command 360 ME	Command Charge		
<b>Group 14</b> <b>Inhibits an enzyme of chlorophyll and heme biosynthesis.</b>					
Aryl triazone	carfentrazone	Aim Authority Charge	Cleanstart Command Charge	Conquer Focus/Focus SE	Intruvix Prospect
	sulfentrazone	Authority	Authority Charge	Authority Supreme	
Dicarboximide	flumioxazin	Chateau	Fierce	Valtera	
Pyrazole	pyraflufen-ethyl	Blackhawk	Goldwing		
Pyrimidinedione	saflufenacil	Heat			
<b>Group 15</b> <b>Inhibitors of cell growth and division.</b>					
Amide	dimethenamid-P	Outlook			
Chloroacetamides	metolachlor	Dual II Magnum	Primextra II Magnum		
Pyrazole	pyroxasulfone	Authority Supreme	Fierce	Focus	Focus SE
<b>Group 16</b> <b>Unknown.</b>					
Benzofuranyl alkylsulfonate	ethofumesate	Ethos SC	Nortron		
<b>Group 19</b> <b>Auxin transport inhibitor allowing buildup in the meristem area.</b>					
Semicarbazone	diflufenopyr	Distinct			
<b>Group 20</b> <b>Inhibits actively dividing merestems in roots and shoots as well as seed gemination.</b>					
Nitriles	dichlobenil	Casoron			
<b>Group 22</b> <b>Cell membrane disrupters. Chemicals that disrupt the internal cell membrane and prevent the cells from manufacturing food.</b>					
Bipyridyliums	diquat	Armory Bolster Desiccant Craven Diquat 240	Dessicash Desiccant DriFast Desiccant Guardsman Diquat Masterline Diquat	MP Clone Reglone Desiccant Reglone 240 Desiccant	Reglone Ion Reward Stage Desiccant
<b>Group 27</b> <b>Inhibits plant pigment biosynthesis and photosynthesis.</b>					
benzopyrazole	pyrasulfotole	Axial iPak Axial Xtreme iPak	Infinity Infinity FX	Tundra Velocity m3	
	topramezone	Armezon	Impact		
	tolpyralate	Shieldex 400SC			

\* A herbicide may appear in more than one group if it contains more than one active ingredient.

# 2,4-D

Group 4

## Formulation

Product	Company	Active ingredient	Formulation	Container size
2,4-D 600 amine (PCP# 17511)	IPCO	560 g/L	Solution	2 x 10 L, 115 L
2,4-D 600 amine (PCP# 14726)	Nufarm Agriculture	564 g/L	Solution	2 x 10 L
2,4-D 600 amine (PCP# 5931)	Loveland Products Canada	560 g/L	Solution	2 x 10 L
2,4-D 600 amine (PCP# 29248)	IPCO	560 g/L	Solution	2 x 10 L
2,4-D 700 ester (PCP# 27819)	IPCO	660 g/L	EC	2 x 10 L, 115 L, 450 L
2,4-D 700 ester (PCP# 27820)	Nufarm Agriculture	660 g/L	EC	2 x 10 L, 115 L, 500 L
MPower 2,4-D 700 ester (PCP# 30460)	NewAgco Inc	660 g/L	EC	2 x 10 L, 115 L, 510 L
2,4-D 700 ester (PCP# 27818) Salvo	Loveland Products Canada	660 g/L	EC	2 x 10 L, 115 L
2,4-D ester 700 (PCP# 33111)	ADAMA	660 g/L	Solution	2 x 10 L, 120 L drum
Co-op 2,4-D 700 ester (PCP# 32882)	Federated Co-operatives Ltd.	660 g/L	EC	2 x 10 L, 115 L

## Crops, Staging and Rates

Crop	Stage	Rate
Wheat, barley, rye (not under-seeded with legumes)	From the 4 - leaf expanded to the early flag-leaf (shot blade) stage.	600 g/L formulation: up to 0.24 - 0.38 L/acre 700 g/L formulation: up to 0.323 L/acre
Winter wheat, fall rye	<b>Spring:</b> full tillering to the shot blade stage. <b>Fall:</b> do not apply to seedling in the fall.	600 g/L formulation: up to 0.24 - 0.38 L/acre 700 g/L formulation: up to 0.33 L/acre
Field corn	As an overall spray, before the corn is 15 cm tall (leaf extended) and/or before the 6-leaf stage. For later applications (corn 15-75 cm, leaf extended), use a shielded spray or a directed spray with drop pipes. Keep spray off corn foliage.	600 g/L formulation: up to 0.19 - 0.37 700 g/L formulation: up to 0.33 L/acre
Established grasses grown for forage and seed production	<b>Spring:</b> up to the shot blade stage of the grass. <b>Fall:</b> after harvest.	600 g/L formulation: up to 0.38 L/acre 700 g/L formulation: up to 0.33 L/acre
Established pasture and rangeland (without legumes)		600 g/L formulation: up to 1.62 L/acre 700 g/L formulation: up to 1.38 L/acre
Stubble land, roadsides, summerfallow	Apply at a time of rapid growth, usually May, June and/or September.	600 g/L formulation: up to 1.11 L/acre 700 g/L formulation: up to 0.95 L/acre
Golf courses (roughs and fairways only), sod farms	Apply at a time of rapid growth, usually May, June and/or September, before grasses are in the flag-leaf (shot blade) stage.	600 g/L formulation: up to 1.1 L/acre 700 g/L formulation: up to 0.77 L/acre (1.53 L per year)
Weeds and brush control (non-crop land)	Apply at time of rapid growth (usually May, June and/or September).	600 g/L formulation: 1.11 - 3.20 L/acre 700 g/L formulation: 1.31 - 2.75 L/acre
Basal bark and stump treatment		700 g/L formulation: 2.5 Litres in 100 L of diesel fuel. Spray to run-off.

## Weeds, Rates and Staging

Apply at lower rates when weeds are small (2- to 4-leaf), growing rapidly, under good growing conditions. Higher rates are needed when weeds are larger, growing under stress conditions (dry or cold weather) or in heavy infestation.

### Susceptible weeds

Apply at: 0.22 - 0.38 L/acre (600 g/L)  
0.19 - 0.32 L/acre (700 g/L)

annual sow-thistle	daisy fleabane	narrow-leaved hawk's-beard	sweet clover (seedling)
ball mustard	false flax	prickly lettuce	thyme-leaved spurge)
bluebur (before the 4-leaf stage)	false ragweed	ragweed	tumble mustard
burdock (before the 4-leaf stage)	flixweed*	redroot pigweed	volunteer canola
cocklebur	giant ragweed	Russian pigweed	wild mustard
common plantain	goat's beard	Russian thistle	wild radish
common ragweed	hare's-ear mustard	shepherd's-purse	wild sunflower
	Indian mustard	stinging nettle	wormseed mustard
	lamb's-quarters	stinkweed	

### Harder-to-control weeds

Apply at: 0.40 - 0.61 L/acre (600 g/L)  
0.34 - 0.53 L/acre (700 g/L)

curled dock (before 4 leaf)	hairy galinsoga	oak-leaved goosefoot	tansy mustard
dog mustard	hawkweed	pineapple weed	tumble pigweed
field pepper-grass	heal-all	prostrate pigweed	
flixweed**	knotweed	purslane	
groundsel	narrow-leaved hawk's-beard**	sheep sorrel	

### Very-hard-to-control weeds (top growth only)

Apply at: 0.40 - 0.61 L/acre (600 g/L)  
0.45 - 0.53 L/acre (700 g/L)

biennial wormwood	curled dock	hemp-nettle***	scentless mayweed
blue lettuce	dandelion	hoary cress	smartweed***
bull thistle	field bindweed	lady's-thumb***	tartary buckwheat
burdock	field chickweed***	leafy spurge	teasel
buttercup	field horsetail*	mouse-eared chickweed***	volunteer sunflower,
Canada thistle	gumweed	perennial sow-thistle	wild buckwheat***
chicory	hedge bindweed	Russian knapweed	yellow rocket

### Brush species

Apply at: 1.11 - 2.22 L/acre (600 g/L)  
1.31 - 2.53 L/acre (700 g/L)

alder	cherry	Manitoba maple	western snowberry
balsam poplar	elm	sumac	willow
birch	hazelnut	trembling aspen poplar	

\* Late fall applications or spring seedlings \*\* Spring: prior to bolting \*\*\* Use highest listed rate for suppression

## Registered Tank Mixes

All formulations of 2,4-D may be recommended in tank mix with other products. Consult the label of the tank mix partner product, and follow the most stringent set of precautions, restrictions and directions for use.

## Application Information

**How to Apply:** Ground and aerial applications. **Water Volume: Ground Applications:** Barley, corn, rye and wheat: 20 - 40 L/acre. **Established Pasture and Rangeland:** 40 - 80 L/acre. Non-crop uses: 40 L/acre or more. **Turf:** 40 - 80 L/acre. Lawns and parks, sod farms, and golf courses: 40 - 80 L/acre. **Brush Species:** 400 - 800 L/acre. **Aerial Applications:** 22 - 66 L/acre. Some formulations of 2,4-D may be applied by air. Check the label for detailed instructions.

**Note:** Higher application volumes reduced the risk of crop injury.

## Application Tips

Recommendations vary from label to label; read label of product used. Do not use on sanfoin, bentgrasses, or freshly seeded grass. Spray during warm weather when the weeds are young and growing actively. Do not spray during periods of high temperatures (> 27°C) when crops may be under stress as damage to the crop may occur. Do not spray during periods of high winds when spray is likely to drift. Coarse sprays are less likely to drift.

**2,4-D (cont'd)****How it Works**

Systemic, non-selective herbicide. Readily absorbed through leaves or roots. Translocated primarily in phloem with the sugars but can also move with water in the xylem. Accumulation is primarily in the young, rapidly growing meristematic regions of roots or shoots. It inhibits pigments, including chlorophyll, leading to death.

**Expected Results**

Susceptible plants become malformed before they die.

**Restrictions**

**Effect of Rainfall:** **2,4-D amine:** A rain-free period of 4 hrs is needed after application. **2,4-D ester:** A rain-free period of 2 hrs is needed after application. **Grazing:** Do not permit lactating dairy animals to graze fields within 7 days after application. Do not harvest or cut treated crops for forage until 30 days after application. Withdraw meat animals from treated fields at least 3 days before slaughter. **Re-cropping:** No restrictions the year after treatment.

**Restricted-entry Interval:** Do not enter treated area within 12 hrs after application.

**Environmental Precautions**

Toxic to small mammals, birds, aquatic organisms and non-target terrestrial plants. **Leaching:** The use of this chemical may result in contamination of groundwater, particularly in areas where soils are permeable (e.g. sandy soil) and/or the depth to the water table is shallow. **Runoff:** Reduce risk of runoff by avoiding application on moderate or greater slopes and bare soil.

**Toxicity**

Moderate acute mammalian toxicity. Acute oral LD<sub>50</sub> (rats) = technical 300 - 1,200 mg/kg. 2,4-D formulations are toxic to small mammals, birds, aquatic organisms and non-target terrestrial plants.

**Storage**

2,4-D amine requires heated storage. 2,4-D ester may be frozen.

# Aatrex

**Group 5****Formulation**

Product	Company	Active ingredient	Formulation	Container size
Aatrex Liquid 480 (PCP# 18450)	Syngenta	Atrazine: 480 g/L	Liquid suspension	2 x 10 L

**Crops, Staging and Rates**

Timing	Rate	Crop
Pre-plant incorporated	Light and sand: 0.85 - 1.25 L/acre	Silage corn Field corn Sweet corn
Pre-emergence*	Loam and clay: 1.25 L/acre	
Post-emergence (1 - 6 leaf stage)	0.85 - 1.25 L/acre plus 6.88 L/acre corn oil or 1.11 - 2.23 XA Oil concentrate	

\* Rainfall is required within 10 days or a shallow cultivation will be necessary.

**Note:** For pre-plant incorporated and pre-emergence application, nitrogen solutions or complete liquid fertilizers may replace the water as a carrier. Do not apply after the corn has emerged as there is danger of liquid fertilizer causing crop injury.

**Weeds Controlled**

annual smartweed	lamb's-quarters	volunteer clover	wormseed mustard
common purslane	ragweed	wild oats	wild mustard
lady's-thumb	redroot pigweed	wild buckwheat	

## Registered Tank Mixes

**Fertilizers:** For pre-plant incorporated and pre-emergence application, nitrogen solutions or complete liquid fertilizers may replace the water as a carrier. Do not apply after the corn has emerged as there is danger of liquid fertilizer causing crop injury.

Many dry bulk granular fertilizers may be impregnated with Aatrex or Aatrex plus Dual II Magnum or Eradicane 8E as a pre-plant incorporated application to control weeds in corn.

**Oil-water emulsions (post-emergent treatment):** Atrazine 480.

**Pre-plant-incorporated:** Aatrex Liquid 480 (0.85 - 1.25 L/acre + Dual II Magnum (0.5 - 0.7 L/acre).

## Application Tips

Continuous gentle agitation is needed. Avoid excessive agitation, especially with oil mixtures as a grease-like mass may form. Use oil mixes at once, and clean tank and system with a strong detergent solution. Use 50 mesh or larger strainers and use only metal filters. Bypass line should discharge to bottom of tank. Band treatments are desirable when cultivation is to alleviate hard soil conditions or to control annual weeds.

## How it Works

A systemic herbicide absorbed through both roots and foliage, and it is translocated to the leaves where it inhibits photosynthesis.

## Expected Results

Affected plants are slow to emerge and are wilted, yellowish and eventually, turn brown and die. Poor weed control may be expected if improper incorporation is done, or when post-emergent application is made without oil concentrate or sprayed too late. Heavy rainfall on sandy soils may cause leaching and a decrease in weed control and/or crop injury.

## Restrictions

**Re-cropping:** Plant only to corn in year of treatment. The use of atrazine on the prairies is not recommended when corn is grown in rotation with other crops except triazine-tolerant canola. Breakdown of atrazine in the soil is slow and may cause injury to sensitive crops (e.g. cereals, canola, sugar beets) one or more years after application. Crops most tolerant after corn and triazine-tolerant canola are sorghum, then flax, faba beans and peas. The risk of damage to succeeding crops from atrazine residues may be reduced by ploughing or deep tilling treated fields in the fall prior to seeding the next crop in the rotation. Spreading and incorporating manure may also help to reduce the atrazine levels. Uneven application, excessive sprayer overlap or applications in excess of recommended rates will not injure corn but may result in a longer carryover of atrazine residues. A prolonged period of dry weather will also lengthen the time that atrazine residues remain in the soil. **Rainfall:** Rainfall will activate the chemical, carrying it into the root zone where kill will begin. **Grazing:** Do not graze treated immature crops or cut for fodder.

## Environmental Precautions

Leave at least a 10 m buffer between treated area and sensitive habitats. Do not mix or load within 30 m of any wells and aquatic habitats such as lakes, ponds, dugouts or sinkholes. Heavy rainfall on sandy soils may cause runoff and leaching. The use of Atrazine may result in contamination of groundwater, particularly on areas where soils are permeable (e.g., sand, loamy sand and sandy loam soils) and/or the depth to the water table is shallow.

## Toxicity

Very low acute mammalian toxicity. Acute oral LD<sub>50</sub> (rats) Aatrex = > 5,000 mg/kg. May cause eye irritation. Very low toxicity to fish and birds.

## Storage

Heated storage required. If stored in unheated areas, the product should be warmed and agitated thoroughly prior to using.

# Accent 75 DF/Nicosh Herbicide

Group 2

## Formulation

Product	Company	Active ingredient	Formulation	Container size
Accent 75 DF (PCP# 25116)	Corteva Agriscience	Nicosulfuron (75%)	Water dispersible granules	133.6 gram (4 x 33.4 g water soluble bags)
Nicosh Herbicide (PCP# 33227)	Sharda Cropchem Ltd.			

Note: One pouch of Accent treats 10 acres.

## Crops, Staging and Rates

Crop	Stage	Rate
Field corn	1 - 8 leaves* (6 visible collars)	13.5 g/acre plus 0.2% v/v non-ionic surfactant (Agral 90 or Ag-Surf)
Sweet corn**	1 - 6 leaves* (4 visible collars)	

\* The coleoptile (short, blunt leaf) is counted as the first leaf. \*\* Accent is registered on all sweet corn varieties; however, tolerance may vary depending on variety. Refer to seed supplier for variety tolerance.

## Weeds and Staging

Weeds	Staging
barnyard grass fall panicum	1 - 6 leaves (up to 2 tillers)
green foxtail/	1 - 6 leaves (up to 2 tillers)
old witchgrass	1 - 6 leaves (up to 2 tillers)
quackgrass	3 - 6 leaf stage (10 to 20 cm in height - leaf extended)
wild oats	3 - 6 leaves
yellow foxtail (suppression)	1 - 6 leaves (up to 2 tillers)

## Registered Tank Mixes

Accent/Nicosh (13.5 g/acre) + Banvel II (0.24 L/acre) + 0.2% v/v non-ionic surfactant (Agral 90 or Ag-Surf).

Accent/Nicosh (13.5 g/acre) + Pardner (0.4 L/acre) + 0.2% v/v non-ionic surfactant (Agral 90 or Ag-Surf).

Use tank mixing procedure “a” on page 13.

## Application Information

**How to Apply:** Ground applications only. **Do not apply by air.** **Water Volume:** 40 L/acre.

## Application Tips

Warm, moist conditions following application promote the activity of Accent/Nicosh, while cool and/or dry conditions may reduce or delay activity. Poor weed control or crop injury may result from applications made to plants under stress from abnormally hot or cold weather, environmental conditions such as drought, water-saturated soils, hail damage or frost, disease, insect or nematode injury and prior herbicide, or carryover from a previous year's herbicide application. Delay application until stress passes and both weeds and corn resume growth. If corn has been injured by frost, wait 48-72 hours before applying Accent/Nicosh. Severe stress conditions immediately following application may also result in crop injury or poor weed control. Do not apply a foliar organophosphorus insecticide within 7 days before or after applying Accent/Nicosh.



**How it Works**

Accent/Nicosh is a systemic herbicide that is absorbed by the foliage and translocated to the growing points of the plant. Growth of susceptible plants stops shortly after application. It rapidly stops the growth of susceptible species; typical symptoms usually appear within 5 - 7 days, but may not be noticeable for 2 - 3 weeks after application, depending on the prevailing growing conditions.

**Expected Results**

Typical injury symptoms include yellowing, purpling and reddening of the newest leaves and usually appear within 5 - 7 days, but may not be noticeable for 2 - 3 weeks after application, depending upon the prevailing growing conditions. Eventually the entire plant discolours and dies.

**Restrictions**

**Rainfall:** A rain-free period of 2 - 4 hrs is needed after application. **Grazing:** Do not graze treated crops or cut for hay. **Pre-harvest Intervals:** Do not harvest field corn until 30 days and sweet corn for 40 days after application.

**Re-cropping Restrictions:** Winter wheat may be seeded 4 months after application. Spring cereals, canola, field pea, flax, corn, potato, dry bean\*, sunflower, alfalfa may be seeded 10 months after application.

\* Since not all dry bean varieties have been tested for tolerance to Accent/Nicosh, first planting of each variety to previously treated field should be limited to a small area to confirm tolerance prior to general field scale.

**Environmental Precautions**

Accent/Nicosh is toxic to terrestrial plants and aquatic organisms. Leave a buffer zone of at least 2 m between the downwind point of direct application and the closest edge of sensitive terrestrial and aquatic habitats.

**Toxicity**

Low acute mammalian toxicity. Acute oral LD<sub>50</sub> (rats) = > 5,000 mg/kg.

**Storage**

Store in a dry place. Keep water-soluble bags in original outer container or bag away from moisture.

# Achieve (Liquid Achieve SC)/Bison 400L/ Marengo/Nufarm Tralkoxydim

Group 1

**Formulation**

Product	Company	Active ingredient	Formulation	Container size
Liquid Achieve SC (PCP# 28555)	Corteva Agriscience	Tralkoxydim: 400 g/L	Suspension concentrate	2 x 8 L or 96 L
Bison 400L (PCP# 29256)	ADAMA Canada	Tralkoxydim:400 g/L + Addit adjuvant	Suspension concentrate	8 L + 8 L Addit copack
Marengo (PCP# 29289)	Loveland Products	Tralkoxydim: 400 g/L	Suspension concentrate	1 x 8 L Marengo + 1 x 4 L Turbocharge
Nufarm Tralkoxydim (PCP# 30176)	Nufarm Agriculture Inc.	Tralkoxydim: 400 g/L	Suspension concentrate	1 x 8 L + 1 x 8 L or 2 x 64 L + 2 x 64 L Carrier Adjuvant

One case of Liquid Achieve will treat 80 acres. Always check and read label rate and package sizes with different product packaging. One case of Nufarm Tralkoxydim and Bison 400L treats 40 acres and includes adjuvant.

**Crops, Staging and Rates**

No staging restrictions. Apply at 200 mL/acre plus an approved adjuvant.

barley (all 2 or 6 rows)  
durum wheat (all varieties)

fall rye  
spring rye

spring wheat (all varieties)  
triticale

winter wheat all varieties

**Achieve (Liquid Achieve SC)/Bison 400L/Marengo/Nufarm Tralkoxydim (cont'd)****Underseeded crops**

Apply at 2 - 4 leaf stage of the forage legumes and grasses

**Cereal crops underseeded to forage legumes (if not tank mixed with broadleaf herbicides)**

alfalfa                      bird's-foot trefoil                      clover                      sainfoin

**Forage grasses underseeded to cereals or grown alone**

Minor Use Registration. Corteva assumes no responsibility with respect to performance and/or crop tolerance.

crested wheatgrass                      intermediate wheatgrass                      creeping red fescue                      meadow and smooth brome grass  
(seed production)

**Weeds, Rates and Staging**

Weeds	Stage
barnyard grass, Persian darnel	1 - 4 leaf
green foxtail, yellow foxtail	1 - 5 leaf
volunteer oats, wild oats	1 - 6 leaf

**Rate**

200 mL/acre of Liquid Achieve/Bison 400L/Marengo/Nufarm Tralkoxydim. Add Intake adjuvant at 0.66% v/v (0.66 L/100 L of solution) or ADAMA Addit or Nufarm Tralkoxydim or Carrier adjuvant at a rate of 0.5% v/v or 0.5 L per 100 L spray solution to Liquid Achieve/Bison 400L/Marengo/Nufarm Tralkoxydim. When water analysis indicates bicarbonates levels are 400 ppm or greater, add ammonium sulfate at 0.75 - 1.5 kg/100 L (7.5 - 15 lb/100 gallons) or 1% v/v of spray water prior to mixing. All Achieve tank mixes with an emulsifiable concentrate broadleaf herbicide require 7% ammonia (Finish) at 0.25% v/v.

**Registered Tank Mixes**

For all tank mixes, use 0.2 litres Achieve SC/Bison 400L/Marengo/Nufarm Tralkoxydim plus the following:

Tank mix partner	Product rates	Crop stage
<b>2,4-D ester</b>	400 mL/acre (600 g/L formulation)	4 leaf to flag leaf stages
<b>Attain XC/Flurox 24</b>	Attain XC A: 95 - 130 mL/acre + Attain XC B: 260 - 340 mL/acre; Flurox 24 - 180 mL/acre fluroxypyrr + 260 mL/acre 2,4-D	4 leaf to flag leaf stages
<b>Buctril M/Bromotril II</b>	Buctril M: 400 mL/acre, Bromotril II: 500 mL/acre	Apply between 2 leaf to early flag leaf
<b>Curtail M</b>	810 mL/acre	Apply between 3 leaf to early flag leaf
<b>Dichlorprop plus 2,4-D ester</b>	710 mL/acre	Prior to 4 leaf stage of the crop
<b>Enforcer D</b>	Enforcer D: 250 - 500 mL/acre	4 leaf to early flag
<b>Enforcer M/ForceFighter M</b>	Enforcer M: 250 - 500 mL/acre or Badge II: 500 mL/acre + 240 mL/acre Fluroxypyrr 180	2 leaf to early flag
<b>Infinity</b>	334 mL/acre	Apply at the 1 to flag leaf stage
<b>Lontrel + MCPA ester</b>	Lontrel: 110 mL/acre + MCPA ester 500: 450 mL/acre	Apply between 3 leaf expanded to flag leaf
<b>MCPA ester 500</b>	450 mL/acre	Apply between 3 leaf to early flag leaf
<b>Matador</b>	24 - 32 mL/acre	
<b>Mextrol 450/Logic M, Badge, Mextrol 400</b>	450 mL/acre 560 mL/acre	Spring wheat (including durum) and barley: 2 leaf to early flag leaf
<b>OcTTain XL</b>	450 mL/acre	4 leaf to flag leaf stages
<b>Pardner</b>	Pardner: Maximum rate of 390 mL/acre, Bromotril, Brotex, Koril: maximum rate of 500 mL/acre	
<b>Pixxaro</b>	125 mL/acre Pixxaro A + 235 mL/acre Pixxaro B	Spring wheat, barley: 2 leaf to flag leaf
<b>Prestige XC</b>	Prestige XC A: 130 - 170 mL/acre + Prestige XC B: 600 - 800 mL/acre	Spring wheat and barley: 3 leaf to early flag leaf

## Achieve (Liquid Achieve SC)/Bison 400L/Marengo/Nufarm Tralkoxydim (cont'd)

Tank mix partner	Product rates	Crop stage
<b>Trophy/Rush M</b>	Trophy A: 240 mL/acre + 450 mL/acre Trophy B: 450 mL/acre or Rush M (Fluroxypyr 180: 240 mL/acre + MCPA Ester 600: 380 mL/acre)	Spring wheat (including durum) and barley: 3 leaf to early flag leaf
<b>Thumper, Thrasher, Leader, Approve</b>	Thumper: 400 mL/acre, Leader, Thrasher, Approve: 500 mL/acre	Spring wheat (including durum) and barley: 4 leaf to early flag leaf
<b>Decis Flowable (insecticide)</b>	63 - 83 mL/acre	Spring wheat (including durum) and barley: 3 leaf to early flag leaf
<b>Silencer (registered for use with Bison)</b>	25 - 33 mL/acre	Wheat, barley: 3 leaf to early flag leaf

**Note:** Do not tank mix with 2,4-D amine or MCPA amine formulation or with any other herbicide, insecticide, fungicide, fertilizer solution or adjuvant not recommended on the label as poor grass control and/or unacceptable crop injury may result. Check label of individual herbicides as not all products are registered for all the above listed tank mixes.

**Do not tank mix** Liquid Achieve SC/Bison 400L/Marengo/Nufarm Tralkoxydim with broadleaf herbicides when applying to cereal crops underseeded to forage legumes as the forages may be injured or killed.

With reduced water volumes, tank mixes with Buctril M, Thumper or Pardner (and associated herbicides) may result in some initial injury in the form of “tip burn.” This injury, however, will not have any adverse effect on crop maturity or yield.

Tank mixes with Attain may cause temporary crop injury if applied before the 4-leaf stage.

Tank mixes with 2,4-D ester/dichlorprop and Buctril M plus MCPA may cause some injury in barley. Use tank mixing procedure “d” on page 13.

### Application Information

**How to Apply:** Ground or by aerial applications. **Water Volume:** Ground: 20 - 40 L/acre. Air: 12 - 18 L/acre.

### Application Tips

**Weed Control:** Optimum weed control is obtained by applying herbicides when targeted weeds are actively growing. Applying herbicides under stressful conditions (drought, heat, frost, poor soil fertility, flooding or prolonged cool temperature) may delay or reduce weed control. **Crop Safety:** Applications of Achieve SC/Bison 400L/Marengo/Nufarm Tralkoxydim to non-tillered crops exposed to 4°C temperatures before or after spraying should be avoided to prevent the possibility of crop injury. Tillered cereal crops may incur injury if Achieve SC *et al* are sprayed within 48 hours of freezing temperatures. **Sequential applications:** Always apply Liquid Achieve SC/Bison 400L/Marengo/Nufarm Tralkoxydim first and allow 5 - 7 days before applying any other non-registered tank mix herbicide. This is especially critical for Group 2 herbicides.

### How it Works

Tralkoxydim is a systemic herbicide that is absorbed through the leaves and translocated to the growing points within the plant where it inhibits an enzyme involved in lipid biosynthesis. Thorough coverage of the foliage is important for consistent grass control.

### Expected Results

Grass growth stops in 48 hours. Young shoots turn brown in 7 - 8 days. Complete death of plant will take 2 - 3 weeks.

### Restrictions

**Rainfall:** No effect 1 hour after application. **Grazing:** Immature cereal crops may be grazed, harvested or cut for hay 16 days after treatment. Mature straw may be fed to livestock. Do not feed or graze underseeded forage crops in the year of treatment. **Pre-harvest Intervals:** Immature cereal crops may be grazed or cut for hay 16 days after treatment. Grain may be harvested 60 days after treatment. Mature straw may be fed to livestock. Do not feed or graze underseeded forage crops in the year of treatment; sufficient data are not available to support this use. **Re-cropping Restrictions:** Do not replant treated areas to tame oats or corn for at least 4 weeks after application. Other Crops: none.

### Environmental Precautions

Do not apply to any body of water. Do not apply within 15 m by ground and (50 m by air) of non-crop areas. This includes fish-bearing waters, wetlands (potholes, sloughs etc.) and wildlife habitat (hedgerows, rights of way, etc.).

**Achieve (Liquid Achieve SC)/Bison 400L/Marengo/Nufarm Tralkoxydim (cont'd)****Toxicity**

Very low acute mammalian toxicity. Acute oral LD<sub>50</sub> (rats) = > 5,000 mg/kg.

**Storage**

Store in a cool, dry place. Keep packages dry at all times. Product is not affected by freezing.

# Aim EC Herbicide

**Group 14****Formulation**

Product	Company	Active ingredient	Formulation	Container size
Aim EC Herbicide (PCP# 28573)	FMC Corp.	Carfentrazone-ethyl: 240 g/L	Emulsifiable concentrate	1.2 L, 2 L, 4.8 L

**Crops, Staging and Rates**

Prior to seeding of:

Pre-seed burn-down	Rate (mL of product per acre)
Canola, rape seed, mustard, flax, sunflower, safflower, buckwheat, dry bean, chickpea, lentil, field peas, soy-bean, barley, corn (field, pop and sweet), pearl millet, proso millet, oats, rye, triticale, wheat (including spring, winter and durum), fababean, potato	14.8 - 47.3
Sorghum	14.8 - 29.6

Use Agral 90 or Ag-Surf at 0.25 L per 100 L of spray solution, or use Merge at 1 L per 100 L of spray solution when used alone.

Use in Fall for Harvest Aid:

Crop: Harvest Aid	Rate (mL of product per acre)
Barley, oats, wheat, millet, dry bean, chickpea, field pea, fababean, soybean	29.5 - 47.3
Sorghum	29.5
Potato	94 - 142

Use Agral 90 or Ag-Surf at 0.25 L per 100 L of spray solution, or use Merge at 1 L per 100 L of spray solution when used alone. **DO NOT** apply Aim EC + glyphosate tank mix to crops if grown for seed purposes

**Weeds, Rates and Staging**

Apply to listed weeds up to 10 cm in height.

Weeds controlled	Rate (mL of product per acre)
Redroot pigweed, lamb's-quarters (up to 7.5 cm tall), morning glory (up to 3 leaf), tall waterhemp, black nightshade and Eastern black nightshade (all 3 up to 5 cm tall)	14.8
Above weeds plus lamb's-quarters, round-leaved mallow, hairy nightshade, flixweed, stinkweed, prostrate pig-weed, smooth pigweed, tumble pigweed, purslane, tansy mustard, common waterhemp, Pennsylvania seedling smartweed, field bindweed	23.5
All above weeds plus cocklebur, kochia, volunteer canola (all herbicide tolerant canola, up to 4 leaf), cleavers, jimsonweed, shepherd's-purse, Russian thistle (up to 5 cm tall)	29.6
Above weeds plus prickly lettuce, corn spurry	47.4

## Registered Tank Mixes

Tank mix partners	Product rate	Weeds controlled
<b>Glyphosate</b>	glyphosate acid equivalent at 0.5 – 1.0 L/acre (360 g ae/L)	Weeds controlled under glyphosate label
<b>2, 4-D Ester 700*</b>	2,4-D Ester 700 acid equivalent at 0.202 L/acre – 0.324 L/acre.	Weeds controlled under the 2,4-D label
<b>Nufarm Koril 235, IPCO Brotex 240, IPCO Brotex 480)*</b>	Nufarm Koril 235: 243 mL/acre; IPCO Brotex 240: 236 mL/acre; IPCO Brotex 480: 118 mL/acre	Weeds controlled under the Koril label
<b>Express SG Herbicide* + Glyphosate (present as potassium salt, isopropylamine salt, ammonium salt). See note below.</b>	Express SG Herbicide 6 g/acre + glyphosate acid equivalent at 0.5 L/acre (360 g ae/L)	Weeds controlled under the Express SG and glyphosate labels
<b>Express FX Herbicide* + Glyphosate (present as potassium salt, isopropylamine salt, ammonium salt). See note below.</b>	Express FX Herbicide 46.5 g/acre + glyphosate acid equivalent at 0.5 L/acre (360 g ae/L)	Weeds controlled under Express FX and glyphosate labels
<b>Express Pro Herbicide + Glyphosate (present as potassium salt, isopropylamine salt, ammonium salt or trimethylsulfonium salt)</b>	Express Pro Herbicide at 7g/acre + glyphosate acid equivalent at 0.5 L/acre (360 g ae/L)	Weeds controlled under the Express Pro and glyphosate labels.
<b>Command 360ME</b>	101 mL/acre <sup>3</sup> or 134 mL/acre	Cleaver

\*Registered glyphosate can be add to these tank mixes at 0.5 – 1.0 L/acre (360 g/L equivalent). **Note:** When applied with Express SG or Express FX + glyphosate, injury to pulse crops may occur on coarse textured soil (>50% sand), low organic matter (<3%) or in fields with variable soils.

## Herbicides:

**Pre-plant maximum 47.4 mL/acre of Aim EC Herbicide:** FMC also supports the following mixes that are not on the Aim EC label. Apply mixes according to the most restrictive use limitations for either label.

**Pre-seed** to all registered crops:

MCPA amine/ester (114 g active ingredient/acre)

Pardner: 202 mL/acre, Authority 480: 89 - 118 mL/acre, Authority Supreme: 162 - 243 mL/acre, depending on soil texture.

**Harvest aid treatment:** When Aim EC Herbicide is used as a harvest aid alone, wait 3 days before harvest, except for potatoes, which require 7 days. When used with glyphosate, refer to the glyphosate label for specific recommendations.

Reglone\*\* (0.5 - 0.9 L/acre)

\* Isopropyl amine or potassium salts only. \*\* For potatoes only.

## Application Information

**Water Volume:** Use a minimum of 40 L/acre. Higher spray volumes are required for dense weed stands. Weed control improves with the amount of coverage. **Ground application only.**

## Application Tips

Due to rapid absorption by the leaves, translocation is very limited. It is essential to get good plant coverage. Extremes in environmental conditions such as temperature, moisture, soil conditions and cultural practices may affect activity. Under warm moist conditions, herbicide symptoms may be accelerated. While under very dry conditions, the expression of herbicide symptoms may be reduced as weeds hardened off by drought are less susceptible. Aim EC Herbicide can be applied only one time per growing season.

## How it Works

Rapidly absorbed by foliage. Inhibits the PPO enzyme involved in chlorophyll and heme synthesis. This action results in leaky cell membranes and rapid browning and death.

## Expected Results

Initial symptoms are observed within hours and death occurs within a few days.

**Aim EC Herbicide (cont'd)****Restrictions**

**Rainfall:** Avoid application when heavy rain is forecast. Heavy rainfall shortly after application may reduce weed control. **Grazing:** There are no grazing restrictions on the label.

**Environmental Precautions**

Recommended buffer zone of 5 metres from any sensitive habitat without the use of any drift control aids.

**Toxicity**

Acute oral LD<sub>50</sub> (rats) = 4,077 mg/kg.

**Storage**

Store in a cool, dry place and avoid excess heat.

# Ally Toss-N-Go

**Group 2****Formulation**

Product	Company	Active ingredient	Formulation	Container size
<b>Ally Toss-N-Go (PCP# 24388)</b>	FMC Corporation	Metsulfuron methyl (60%)	Water dispersible granules	122 g package: (4 x 30.5) water soluble bags

One 122 g package will treat 40 - 60 acres.

**Crops, Staging and Rates**

Crop	Rate	Stage
<b>Barley</b>	Up to 3 g/acre + non-ionic surfactant	2 leaf to the emergence of the flag leaf
<b>Spring wheat (including durum)</b>		
<b>Forage grasses for forage or seed production</b>		
<b>Creeping red fescue</b>	Up to 3 g/acre + non-ionic surfactant	2 leaf to the emergence of the flag leaf
<b>Orchard grass</b>		
<b>Wheatgrass (crested and intermediate)</b>		
<b>Timothy (fall application only)*</b>		Fall application to post-emergent timothy that has been established for at least one growing season

\* Applications should be made from early September until late fall, prior to soil freeze-up. Weeds controlled in timothy are narrow-leaved hawk's beard, flixweed, dandelion, scentless chamomile and alsike clover.

**Weeds and Staging**

Weeds must be actively growing at the time of application, unless otherwise indicated.

**Ally 3 g/acre + non-ionic surfactant**

ball mustard	hemp-nettle	scentless chamomile	tartary buckwheat
bluebur	kochia*	shepherd's-purse	toadflax (suppression)
Canada thistle (suppression)**	lady's-thumb	sow thistle (annual)	volunteer canola (excluding Group 2 tolerant canola)
chickweed*	lamb's-quarters	(suppression)**	wild buckwheat
common groundsel	(suppression)****	sow thistle (perennial)	(suppression)***
corn spurry	prostrate pigweed	(suppression)**	wild mustard
cow cockle	redroot pigweed	stinkweed	
flixweed	Russian thistle (suppression)****	stork's-bill	
green smartweed			

\* The majority of kochia populations in Alberta have tested resistant to group 2 herbicides. \*\* Before the thistle are more than 15 cm tall.

\*\*\* Cotyledon to 3-leaf stage. \*\*\*\* Before these weeds are more than 8 cm tall.

**Ally Toss-N-Go (cont'd)****Ally 2 g/acre + 2,4-D (amine or ester) + non-ionic surfactant**

annual sunflower	green smartweed	redroot pigweed	tartary buckwheat*
ball mustard	hemp-nettle	Russian pigweed	toadflax (suppression)
bluebur*	kochia	Russian thistle	volunteer canola (including Group 2 tolerant varieties)
Canada thistle (suppression)	lady's-thumb*	scentless chamomile*	wild mustard
chickweed	lamb's-quarters	shepherd's-purse	wild buckwheat (suppression)
common groundsel*	narrow-leaved hawks-beard**	sow thistle (suppression)	wormseed mustard
corn spurry*	plantain	stinkweed	
Cow cockle	prickly lettuce	stork's bill*	
flixweed	prostrate pigweed*	sweetclover	

\* Weeds controlled only when Ally + 2,4-D mixture contains Ally Toss-N-Go at 3.0 g/acre. \*\* Spring seedling only.

**Ally 2 g/acre + MCPA (amine or ester) + non-ionic surfactant**

annual sunflower	green smartweed	Russian pigweed	toadflax (suppression)
ball mustard	hemp-nettle	Russian thistle	tumble mustard
bluebur*	kochia	scentless chamomile*	volunteer canola (including Group 2 tolerant varieties)
Canada thistle (suppression)	lady's-thumb*	shepherd's-purse	wild buckwheat (suppression)
chickweed	lamb's-quarters	sow thistle (suppression)	wild mustard
common groundsel*	plantain	stinkweed	wormseed mustard
corn spurry*	prickly lettuce	stork's bill*	
cow cockle	prostrate pigweed*	sweetclover	
flixweed	redroot pigweed	tartary buckwheat*	

\* Weeds controlled only when Ally + MCPA mixture contains Ally Toss-N-Go at 3.0 g/acre. \*\* Spring seedling only.

**Rate**

**Cereals and forage grasses (for forage or seed production):** up to 3 g/acre plus recommended surfactant (Agral 90, AgSurf, Companion, Super Spreader -Stricker or Liberate) at 0.2 L/100 L of spray solution.

**Registered Tank Mixes**

Tank mix partners	Product rate	Crop stage	Remarks
<b>In spring wheat (including durum) and barley</b>			
<b>2,4-D ester or amine 600 500</b>	0.28 - 0.36 L/acre (ester) 0.34 - 0.45 L/acre (amine)	Full 3 leaf to just before flag leaf	Add recommended non-ionic surfactant
<b>2,4-D 700 ester</b>	0.24 - 0.32 L/acre		
<b>MCPA 500 amine or ester</b>	0.28 - 0.45 L/acre		
<b>Puma Advance</b>	0.21 - 0.41 L/acre	1 leaf to 6 leaf (main stem) + 3 tillers	No surfactant is required
<b>Spring wheat only</b>			
<b>Horizon + Score adjuvant</b>	92 - 117 mL/acre	2 leaf to flag leaf	Add Score adjuvant at 0.8 - 1.0 % v/v
<b>Established creeping red fescue for seed</b>			
<b>Assure II+ Sure Mix adjuvant</b>	0.2 - 0.3 L/acre	2 leaf to flag leaf	Use SureMix at 2 L/1000 L spray solution.

FMC Corporation supports the following mixes that are not on the Ally label. Apply mixes according to the most restrictive use limitations for either product. Herbicides: Puma Advance, Everest 3.0 + 2,4-D ester or amine and clodinafop.

**Mixing Instructions**

Refer to mixing instructions "b" on page 13.

**Application Information**

**How to Apply:** Ground applications only. **Do not apply by air.** **Water Volume:** Cereal and forage grasses: 40 L/acre.

## Ally Toss-N-Go (cont'd)

### Application Tips

Effectiveness may be reduced if spray mixture remained in tank for more than 48 hrs. Warm, moist growing conditions promote active weed growth and enhance the activity of Ally, allowing maximum foliar uptake and contact activity. If cold, dry conditions prevail, delay treatment until active weed growth resumes. Weeds hardened off by cold weather or drought stress may not be adequately controlled or suppressed and re-growth may occur.

### How it Works

Ally is absorbed by the foliage and roots, readily translocated throughout the plant and inhibits the cell division.

### Expected Results

Ally rapidly inhibits the growth of susceptible weeds; however, typical symptoms (discolouration) of dying weeds may not be noticeable for 1 to 3 weeks after application depending upon growing conditions and weed susceptibility. Degree of control and duration of effect depend on weed sensitivity, weed size, growing conditions, soil pH and spray coverage.

### Restrictions

**Rainfall:** Heavy rainfall immediately before or after application may cause temporary lightening of crop. Rainfall within 2 - 4 hours of application may lessen degree of weed control. **Grazing:** Wheat, barley or forage crops may be grazed by or fed to livestock any time after treatment. **Re-cropping Restrictions:** Do not use on soils with pH greater than 7.9. Do not apply to irrigated land where tail water will be used to irrigate other cropland.

Crops for rotation	Soil pH	Minimum cropping interval* (months)	
		Black and Gray Wooded soils	Brown and Dark Brown soils
Alfalfa, peas, flax and red clover	7.5 or lower	22	Field bioassay
Spring wheat, barley and durum wheat	7.9 or lower	10	10
Canary seed	7.9 or lower	48	48
Canola	6.9 or lower	10	22
	7.0 - 7.9	22	34
Flax	6.9 or lower	10	22
	7.0 - 7.9	34	34
Fescue	7.5 or lower	10	Field bioassay
Lentils	6.9 or lower	34	34
	7.0 - 7.9	48	48
Oats	6.9 or lower	10	10
	7.0 - 7.9	10	22
Yellow mustard	7.9 or lower	48	48
All other crops	7.9 or lower	Field bioassay	Field bioassay

\* If land has been treated with Ally and Assert the same year or in successive years, seed only wheat, excluding durum, until a field bioassay demonstrates that other crops can be seeded. When recropping to broadleaf crops following an Ally application, extend the rotational interval by 1 year if rainfall was less than 130 mm in the Brown and Dark Brown Soil Zones or 250 mm in the Black and Grey Wooded Soil Zones in any year within the stated interval prior to planting.

### Environmental Precautions

Highly toxic to non-target plants. Leave a 15-metre zone between the last spray swath and the edge of any of these habitats. Do not use on highly variable soils that have large gravelly or sandy areas, eroded knolls, or calcium deposits. Do not contaminate irrigation water. Do not apply within 15 metres of a body of water. **Runoff:** Do not apply to frozen ground where surface runoff may occur.



**Toxicity**

Low acute mammalian toxicity. Acute oral LD<sub>50</sub> (rats) = > 5,000 mg/kg.

**Storage**

Store in a cool, dry place.

# Altitude FX3

Group 2, 4

**Formulation**

Product	Company	Active ingredient	Formulation	Container size
<b>Altitude FX3</b>				
<b>AC 299,263,120 AS (PCP# 26705)</b>	BASF Canada	120 g/L of imazamox	Solution	2.68 L
<b>Starane II (PCP# 29463)</b>		333 g/L of fluroxypyr	EC	5 L

Altitude FX3 must be tank mixed with one of the registered tank mix options found under the “registered tank mix” section below.  
One case of Altitude FX3 treats 40 acres.

**Crops, Staging and Rates**

Group 2 tolerant wheat varieties only. Apply at 3-leaf (after appearance of first tiller) to a 6-leaf stage to ensure optimum crop tolerance. Rate: 67 mL/acre AC299 120AS + 120 mL/acre Starane II + 380 mL/acre of MCPA ester 600 + surfactant. (Non-ionic surfactant at 0.25% v/v of spray solution or 2.5 L per 1000 L spray solution).

Note: Surfactant not included with Altitude FX3. MCPA 600 not included with Altitude FX3.

**Weeds and Staging**

**Grasses:** 1-4 true leaf stage up until early tillering (maximum 2 tillers).

**Broadleaf weeds:** Apply up to 4-leaf stage, unless otherwise indicated.

**Grasses**

barnyard grass	Persian darnel	volunteer wheat (durum and spring) -	wild oats
green foxtail	volunteer barley	non Group 2 tolerant	yellow foxtail
Japanese brome*	volunteer canaryseed	volunteer tame oats	
* Suppression			

**Broadleaves**

annual sunflower	flixweed	prickly lettuce	vetch
chickweed	green smartweed*	red root pigweed	volunteer canola (all varieties)
cleavers (1-4 whorl)	hemp-nettle (2-6 leaf)	round-leaved mallow*	volunteer flax (1 - 12 cm)
cocklebur	kochia (incl. group 2	Russian thistle*	wild buck wheat
common burdock	resistant biotype)	shepherd's-purse	wild radish
common ragweed	lamb's-quarters	stinkweed	
cow cockle	mustard (except dog and tansy)	stork's-bill (1-8 leaf)*	
* Suppression			

**Registered Tank Mixes**

For Altitude FX3 only: MCPA Ester 600 (0.38 L/acre) or 2,4-D Ester 700 (0.32 L/acre); Curtail M (0.61 to 0.81 L/acre).

**Mixing instructions**

Use mixing instructions “b” on page 13. Add anti-foaming agent last, if needed.

**Altitude FX3 (cont'd)****Application Information**

**How to Apply:** Ground applications only. **Do not apply by air.** **Water Volume:** 20 - 40 L/acre.

**Application Tips**

Initial crop injury may be observed after application but this is outgrown and should not affect yield. Severe crop injury will occur as a result of spray overlap. Avoid sprayer overlap.

Do not spray Altitude FX3 if temperatures of +5°C or lower are forecasted within 3 days of application. Temperatures near freezing (below 5°C) will prevent optimum herbicide performance, as weeds are not actively growing. Do not apply more than once per year. For best results, treat Group 2 tolerant wheat during warm weather when weeds are actively growing and soil moisture is adequate for rapid growth.

**How it Works**

Absorbed through the foliage and roots. Disrupts plant metabolism causing growth to stop within 24 hours. Visible symptoms appear within 7 - 10 days and, depending on environmental conditions, weed death occurs within 14 - 21 days after application.

**Restrictions**

**Rainfall:** Rainfall within 3 hours of application may reduce activity. **Grazing:** Do not graze or silage the treated crop within 14 days of application or cut for hay within 42 days of application. **Pre-harvest Intervals:** Wheat grain and straw can be harvested 79 days after treatment. **Re-cropping:** The following crops may be grown safely the year following an application: field peas, field corn, canary seed, Group 2 tolerant canola, non-Group 2 tolerant canola, lentils, spring wheat, durum wheat, spring barley, sunflower, tame oats, flax, chickpea. The following crop may be grown safely two years following an application: mustard (condiment type only). Winter wheat can be grown 3 months after treatment. There are insufficient data for other following crops. Conduct a field bioassay (a test strip grown to maturity) the year before growing any crop other than those listed above.

**Environmental Precautions**

These products are highly toxic to non-target plants. Avoid situations where drift may occur. Leave a 15-metre buffer zone between sprayed and sensitive areas moderately to highly toxic to aquatic organisms. Avoid contamination of aquatic systems during application.

**Toxicity**

AC 299,263,120 AS: Low mammalian toxicity. Acute oral LD<sub>50</sub> (rats) = 5,000 mg/kg. Starane: has a low mammalian toxicity. Acute oral LD<sub>50</sub> (rats) = 3,738 mg/kg. MCPA ester 600: moderate acute mammalian toxicity. Acute oral LD<sub>50</sub> (rats) = 1,046 mg/kg. This product contains a petroleum distillate, which is moderately to highly toxic to aquatic organisms. Avoid contamination of aquatic systems during application.

**Storage**

Store above 5°C. Store in a cool, dry place away from children, animals, food, feed or fertilizers. Keep from freezing.

# Amitrol 240

**Group 11****Formulation**

Product	Company	Active ingredient	Formulation	Container size
Amitrol (PCP# 25684)	Nufarm Agriculture Inc.	Amitrole: 231 g/L	Solution	10 L, 450 L

## Crops, Staging and Rates

Crops	Rate	Weeds controlled	Day to plant
<b>Pre-seed: wheat, barley, canola</b>	1.7 L/acre	dandelion, annual weeds	0 - 1
<b>Pre-seed: corn and soybeans</b>	3.3 - 6.7 L/acre	quackgrass, canada thistle, broadleaf and annual weeds	10 - 14 days
<b>Pre-seed: white beans</b>		dandelion, annual weeds	
<b>Pre-seed: field peas</b>	1.7 L/acre	dandelion, annual weeds	5 - 7
<b>Post harvest</b>	5.0 - 6.6 L/acre	Canada thistle, perennial sow-thistle	
<b>Alfalfa/clover stand removal</b>	1.7 - 3.4 L/acre	alfalfa, dandelion, annual weeds	
<b>Established shelterbelts</b>	7.6 - 11.3	Canada thistle, cattails, dandelions, hoary cress, field horsetail, leafy spurge, milkweed, perennial sow thistle, poison ivy, quackgrass, toadflax	5 - 7
<b>Spot treatments for pasture and non-crop land</b>	0.165 L in 25 L of water to treat 10 x 10 m area		

## Weeds, Rates and Staging

**Prior to seeding:** Dandelion and annual weeds - apply 1.7 L/acre to actively growing weeds less than 10 cm tall. Do not cultivate for 10 - 14 days.

**Post-harvest:** Canada thistle, perennial sow-thistle - apply when thistles have 10 - 15 cm of new growth. Do not cultivate for 2 weeks after application. Do not replant any crops in the treated areas except soybean, corn, white bean, wheat, barley, canola, and field peas.

**Apple orchards:** Annual weeds, Canada thistle, dandelions, field horsetail, hoary cress, poison ivy, poison oak, perennial sow-thistle, quackgrass (suppression).

**Shelterbelts:** Annual weeds, Canada thistle, dandelions, poison ivy, poison oak, perennial sow-thistle, quackgrass (suppression).

**Pasture and non-cropland (roadsides, fencerows, ditch banks):**

Weeds	Rate	Application directions
<b>Canada thistle, perennial sow-thistle</b>	5.0 - 11.3 L/acre	Apply when most thistles are in the early bud to bloom stage. Do not cultivate for 3 weeks. Do not till infested areas during the fall or spring before treatments
<b>cattails</b>	15 - 18.5 L/acre	Apply after catkins are fully formed and up to frost. Do not disturb sprayed plant. Do not apply where water will be used for irrigating, drinking or other domestic uses. Do not apply where water is not wholly confined to users property.
<b>dandelions</b>	1.7 - 5.0 L/acre	Treat when dandelions are young and actively growing. Tillage can occur 3 weeks after treatment but is not necessary.
<b>field horsetail</b>	5 - 6.6 L/acre	Spray when horsetail is growing vigorously. Usually when 10-15 cm in height.
<b>hoary cress</b>	7.5 - 11.0 L/acre	Spray during advanced rosette and bud stages. Treated area should not be mowed. If necessary re-treat with one half the original rate when re-sprouts are 10 to 15 cm tall.
<b>leafy spurge</b>	15 - 18.5 L/acre	Spray between the advanced flowering and early seed development stage. Treated areas should not be mowed but may be plowed after top growth is bleached. Spot treat regrowth the following year.
<b>milkweed</b>	7.5 - 11.0 L/acre	Treat in early summer when a majority of shoots have emerged. Spot treat any regrowth the following year.
<b>poison ivy, poison oaks</b>	3.7 L/acre	Apply in 200 to 400 litres of water per acre as an overall spray or as a spot treatment. Apply anytime after foliage is fully developed in spring until plant begins to turn colour in the fall. Spray thoroughly, wet leaves, stems and suckers to ground line.
<b>quackgrass</b>	5.0 - 11.3 L/acre	Apply when quackgrass is 10 - 15 cm tall. For best results, cultivate 3 weeks after treatment.
<b>toadflax</b>	7.5 - 11.0 L/acre	Treat during advanced rosette to prebud stage. Till 3 weeks after treatment, when top growth is bleached. Spot treat any regrowth the following year.

**Amitrol 240 (cont'd)****Application Information**

**How to Apply:** Ground applications only. **Do not apply by air.** **Water Volume:** **Non-crop areas:** 40 - 120 L/acre, **Crop Areas:** 20 - 80 L/acre, **Shelterbelts:** 40 - 120 L/acre.

**Application tips**

Avoid using rates greater than 8 L/acre during preplant application on light soils with low organic matter. Spray to point of runoff, complete coverage of weeds essential. For good control, complete coverage of weeds is essential. Under or around desirable plants or trees, avoid contact with foliage, green stems or fruit as severe injury or destruction may result. Use a hooded sprayer if necessary. Do not disturb or mow treated plants for 3 weeks after treatment. If no tillage is possible, then spot treat weed regrowth or respray at 1/2 original rate. Do not contaminate any body of water. Do not apply where water will be used for irrigating, drinking or other domestic use. Do not spray near sparks or open flame. For best results, apply Amitrol 240 in the early morning or evening when the humidity is higher. Avoid application when daytime temperatures exceed 25°C or when air conditions are very dry.

**How it Works**

Systemic herbicide that inhibits chlorophyll production. Moves through foliar and root system.

**Expected Results**

Whitening begins in 7 - 14 days and plants die. Poor results may be expected if poor coverage, inadequate rate, plants over-mature or under drought stress or if tilled too soon after application.

**Restrictions**

**Rainfall:** Heavy rain within 6 - 8 hours reduces effectiveness. **Grazing Restrictions:** Do not graze treated crops or weeds; sufficient data is not available to support such use. **Re-cropping Restrictions:** Crops, other than those listed in a pre-seed application may be seeded 8 months after treatment with Amitrol 240.

**Environmental Precautions**

Do not contaminate any body of water. Use caution to prevent spray, spray mist, or vapours from drifting off target. Spray drift may cause damage to crops or vegetation.

**Toxicity**

Moderate acute mammalian toxicity. Acute oral LD<sub>50</sub> (rats) = technical amitrole > 4,000 mg/kg, technical ammonium thiocyanate - carrier 764 mg/kg. May be irritating to skin and eyes. Non-toxic to fish and birds.

**Caution:** Possible human goitrogen. Do not apply on foraging bees.

**Storage**

Do not store near food or feeds. Store away from area where temperature could reach greater than 50°C. Do not store below 4°C. No shelf life limitation. Do not freeze, however; if frozen, contents will crystallize - to re-suspend, warm to 27°C and agitate as necessary.

# Ares SN

**Group 2****Formulation**

Product	Company	Active Ingredient	Formulation	Container size
Ares SN (PCP# 33167)	Corteva Agriscience	Imazamox: 33 g/L, Imazapyr: 15 g/L	Solution	1 x 9.8 L jug per 40 acre case + Surge 8.1 L jug

One case does 40 acres.

Note: The Surge surfactant is included in the package.

## Crops, Staging and Rates

Rate: 244 mL/acre

Crop	Stage
Group 2 tolerant canola	2 - 7 leaf stage
Group 2 tolerant oilseed mustard ( <i>Brassica juncea</i> )	2 - 7 leaf stage

## Weeds and Staging

**Grasses:** 1 to 6 main stem leaves, until tillers are visible stage unless other- wise indicated:

barnyard grass	spring germinating Japanese	yellow foxtail	wheat (excluding Group 2 tolerant varieties)
green foxtail	brome grass <sup>1</sup>	volunteer cereals	
Persian darnel	wild oat		

<sup>1</sup> Spring germinating Japanese brome grass 1-4 leaf stage

**Broadleaf weeds:** cotyledon to 4 leaf stage unless otherwise indicated:

### Broadleaf weeds

chickweed	redroot pigweed	volunteer canola	wild buckwheat <sup>2</sup>
cleavers (up to 4 whorls) <sup>3</sup>	round-leaved mallow	(not Group 2 tolerant varieties)	wild mustard <sup>3</sup>
cow cockle	Russian thistle	volunteer tame mustard	stinkweed
green smartweed	shepherd's-purse	(not Group 2 tolerant oilseed	
hemp-nettle	stork's-bill	( <i>B. juncea</i> ) varieties)	
lamb's-quarters <sup>2</sup>			

<sup>2</sup> Controlled at cotyledon to 6 leaf stage

<sup>3</sup> Does not include Group 2 resistant biotypes

## Registered Tank Mixes

### Herbicides:

**In Group 2 tolerant canola only:** Lontrel XC at 51 mL/acre. Additional weeds controlled: Canada thistle, annual sow thistle, perennial sow thistle (season-long, top growth control).

**Note:** The above mixes are those listed on the Ares SN label only.

Adding ingredients in the correct order is critical for optimum performance. Check labels of products to be mixed for directions.

## Application Information

**Rate:** 244 mL/acre (40 acres per case). **With:** Apply with ground equipment only. **Aerial Application:** DO NOT apply by air. **Water Volume:** 20 to 40 L/acre. When tank mixed with Lontrel XC, 40 L/acre is recommended.

## Application Tips

Use a combination of nozzles and pressure designed to deliver thorough, even coverage and a minimum of fine droplets that are prone to drift.

DO NOT spray if temperatures of +5°C are forecast within 3 days of application. Treat crops during warm weather when weeds are actively growing and soil moisture is adequate for rapid growth. Under cool or dry conditions, control of some weeds may be severely reduced.

## How it Works

Ares SN is absorbed by foliage and roots and disrupts plant metabolism, causing growth to stop. Maximum efficacy results from foliar applications to young, actively growing plants.

## Expected Results

Susceptible weeds may stop growing within 24 - 48 hours. Yellowed growing points, yellow striping and purplish or reddish discoloration of the leaves may occur. Leaves begin to die in 3 - 10 days, starting with the youngest and moving to the older leaves. Death of the plant may occur in 1 - 3 weeks.

**Ares SN (cont'd)****Restrictions**

Apply Ares SN only once per year. DO NOT enter or allow worker entry into treated areas during the restricted entry interval (REI) of 12 hours.

**Rainfall:** Rainfall within 2 hours of application may reduce activity. **Grazing:** Not specified. **Pre-harvest Intervals:** DO NOT apply within 60 days of harvesting Group 2 tolerant canola and Group 2 tolerant oilseed Brassica juncea.

**Re-cropping Restrictions:** Field peas, lentils, Group 2 tolerant canola, canaryseed, oat, barley, field corn, chickpeas and spring wheat may be seeded the first full season after application. Flax, canola, durum wheat and sunflower may be seeded the second full season after application. Sensitivity to injury can vary depending on the crop. With less than 125 mm rainfall during the growing season, it is recommended you grow field pea, lentil or Group 2 tolerant wheat on Group 2 tolerant canola stubble. The company recommends that a field bioassay (a test strip grown to maturity) be conducted the year before growing any crops other than those listed above.

**Environmental Precautions**

Avoid spraying in situations where drift may occur. Leave a buffer zone of at least 11 m between the outside boundary of the sprayed area and sensitive areas.

**Toxicity**

Acute oral LD<sub>50</sub> (rats) > 5,000 mg/kg.

**Storage**

Store in a cool, dry place.

# Armezon/Impact

**Group 27****Formulation**

Product	Company	Active ingredient	Formulation	Container size
Armezon (PCP# 30131)	BASF Canada	Topramezone: 336 g/L	Suspension	4 x 600 mL
Impact (PCP# 28141)	AMVAC	Topramezone: 336 g/L	Suspension	4 x 600 mL

One case does 160 acres.

**Crops, Staging and Rates**

Rate: 15 mL/acre.

For stand-alone applications, use appropriate adjuvant: Field corn - Armezon + Merge at 0.25% v/v. Sweet corn - Assist at 1.25% v/v + 28% UAN at 1.25% v/v. Impact - field corn, sweet corn, seed corn - MSO with Lecitech at 1.0% v/v or XA Oil at 1.0% v/v + UAN at 1.25% v/v or Assist Oil Conc. at 1.25% v/v + UAN at 1.25% v/v or Merge at 0.5% v/v or HastenNT at 0.5% v/v.

Crop	Stage
Roundup Ready corn, field corn, sweet corn	1 - 7 leaf stage

**Weeds and Staging**

Weeds controlled when mixed with Atrazine at 421 mL/acre + Merge at 0.5% v/v: 1 to 8 leaf stage unless otherwise indicated:

**Broadleaf weeds**

common lamb's quarters  
common ragweed  
kochia (up to 10 cm high)

pale smartweed  
red root pigweed

wild mustard  
volunteer canola (all types)\*

**Weeds suppressed**

barnyard grass	giant ragweed
common chickweed	green and yellow foxtail

\* Armezon + glyphosate may be applied to field corn (up to 7 leaf stage) a second time at 15 mL/acre if required for a second flush of volunteer canola. Do not exceed a maximum seasonal application rate of 30 mL/acre.

**Registered Tank Mixes**

**Herbicides:** glyphosate tolerant corn: glyphosate at registered rates. No adjuvant required when mixed with glyphosate. Aatrex 480 - 421 mL/acre + MSO with Lecitech at 1.0% v/v or XA Oil at 1.0 v/v + UAN at 1.25% v/v or Assist Oil Conc. at 1.25% v/v + UAN at 1.25% or Merge or Hasten NT at 0.5% v/v.

**Application Information**

**Water Volume:** 40 L/acre.

**Application Tips**

DO NOT spray if temperatures of +5°C or lower are forecast within 3 days of application. Treat crops during warm weather when weeds are actively growing and soil moisture is adequate for rapid growth. Under cool or dry conditions, control of some weeds may be severely reduced.

**How it Works**

Topramezone is absorbed through foliage and is translocated to the meristematic regions. It inhibits the HPPD enzyme causing bleaching of leaves.

**Expected Results**

Rapid bleaching of leaves within days and plant death within 7 - 14 days.

**Restrictions**

**Rainfall:** Rainfall within 1 hour may reduce activity. **Grazing:** Do not graze treated fields or cut for feed within 45 days of application. **Pre-harvest Intervals:** 45 days from application to harvest. **Re-cropping:** At maximum seasonal rate of 15 mL: Winter wheat can be seeded 4 months after application. Canola (all types), spring wheat, field corn, lentils, navy(white) beans, soybean, field peas, potatoes and alfalfa may be seeded the year following 1 application. Maximum seasonal application rate of 30 mL/acre(Armezon only): Winter wheat may be seeded 4 months after application. Canola (all types), spring wheat, and field corn may be seeded the year following 2 applications.

**Environmental Precautions**

Avoid spraying in situations where drift may occur.

**Toxicity**

Acute oral LD<sub>50</sub> (rats) > 2,000 mg/kg.

**Storage**

Store in a cool, dry place.

# Arsenal

Group 2

**Formulation**

Product	Company	Active ingredient	Formulation	Container size	Acres treated by 9.5 L jug
<b>Arsenal (PCP# 23713)</b>	BASF Canada	Imazapyr: 240 g/L	Aqueous solution	9.5 L	7.9

**Note:** This product is to be applied by licensed applicators only.

**Arsenal (cont'd)****Crop, Staging and Rates**

Rate: 121 mL/acre, 30 mL/100 ft<sup>2</sup> small areas.

Non-crop/non-graze areas such as industrial sites or rail road ballast. Spot treatments for hydro, pipeline and rail rights-of-way; pipeline stations including well sites; battery stations and compressor or valve stations. Site preparation prior to planting white spruce seedlings in the Boreal Forest Region.

**Weeds and Staging**

Apply post-emergence to actively growing weeds.

**Annual grasses**

annual bluegrass	foxtail spp.	old witchgrass
------------------	--------------	----------------

**Annual broadleaves**

annual sow-thistle	hemp-nettle	pigweed spp.	sow-thistle (annual)
black medic	kochia*	pineappleweed	stinkweed
common groundsel (common)	lamb's-quarters	rough cinquefoil	wild buckwheat
fleabane spp.	mustard spp.	Russian thistle	

**Biennials**

bull thistle	burdock	goat's-beard	mullein spp.
--------------	---------	--------------	--------------

**Perennials**

bladder campion	dog-strangling vine	plantain spp.	tufted vetch
bromegrass	fescue spp.	poison ivy	wild grape
Canada bluegrass	field bindweed	quackgrass	wild strawberry
Canada thistle	milkweed	sheep sorrel	yellow nutsedge
clover spp.	mouse-ear chickweed	sulfur cinquefoil	
dandelion	ox-eye daisy	toadflax	

**Woody species (seedlings)**

maple	poplar	raspberry	wild rose
-------	--------	-----------	-----------

**Prior to planting spruce seedlings**

aspen	bluejoint reedgrass
-------	---------------------

\* **Note:** Prairie-wide surveys of kochia fields have found approximately 90% of kochia populations that are Group 2 herbicide resistant. Without testing to confirm, assume the kochia in your field is resistant and will not be controlled by this product alone.

**Registered Tank Mixes**

None.

**Application Information**

**How to Apply:** Ground applications only. **Do not apply by air.** **Water Volume:** 40 - 223 L/acre.

**Application Tips**

Apply in sufficient water (40 - 223 L/acre) to wet all foliage during periods of active growth. Do not mix or store in unlined steel (except stainless steel) containers or spray tanks. Do not use where roots from desirable vegetation may extend into the treated area. Maintain a distance from desirable trees equal to at least twice the distance from the trunk to the drip-line. Do not apply where runoff water may flow onto agricultural land.

**How it Works**

Absorbed by both roots and foliage of sensitive vegetation. Translocated throughout the plant including the root system in both the xylem and the phloem. Non-selective. Plant stops growing shortly after application.

**Expected Results**

Plants stop growing within 24 - 48 hours. Yellow, purplish and/or red discoloration of the leaves may occur. The growing point of the plant and the youngest leaves begin to die first, with symptoms eventually progressing to older leaves. Chlorosis and tissue necrosis may not be apparent in some plant species until 2 weeks after application. Complete kill of plants may not occur for several weeks.



**Restrictions**

**Rainfall:** Rainfall within 2 hours may decrease foliar activity. Rainfall does not affect root activity or the control of non-emerged sensitive species. **Grazing Restrictions:** Do not graze the treated area or cut for hay. **Re-cropping Restrictions:** Non-crop/non-graze applications only.

**Environmental Precautions**

Arsenal is toxic to non-target aquatic and terrestrial plants. Leave a 20 m buffer between area of application and sensitive habitats. Do not apply where runoff water may flow onto agricultural land as injury to crops may result.

**Toxicity**

Low acute mammalian toxicity. Acute oral LD<sub>50</sub> (rats) 5,000 mg/kg. Non-toxic to fish, birds and bees.

**Storage**

Store above -12°C. Arsenal should not be mixed or stored in unlined steel (except stainless steel) containers or spray tanks.

# Assert 300 SC

**Group 2****Formulation**

Product	Company	Active ingredient	Formulation	Container size
Assert 300 (PCP# 21032)	Nufarm Agriculture Inc.	Imazamethabenz-methyl: 300 g/L	SC	2 x 10.8 L jug
Acidulate (pH adjuster)		Sodium bisulfate	WSG	2 x 2.5 kg bags

**Crops, Staging and Rates**

Rate: 340 mL - 670 mL/acre.

Crops	Recommended stage
Spring and durum wheat	Up to and including 6 leaf stage before the flag leaf
Barley	
Annual ryegrass (seed production only)	4 - 6 leaf stage
Sunflower	2 - 8 leaf stage. Crop must be less than 38 cm tall for regular varieties and less than 30 cm high for semi-dwarf varieties and less than 10 cm tall for dwarf varieties.

**Note:** Sunflower rate: 0.34 L/acre.

**Weeds, Rates and Staging**

Weeds controlled	Staging	Rates	Acres to treat per 10.8 L jug
wild oats	1 - 3 leaf stage	0.54 L/acre	20 acres
wild oats	4 leaf stage	0.67 L/acre	16 acres
wild mustard stinkweed	Cotyledons - 6 leaf stage	0.34 L/acre Sunflower rate	32 acres
wild buckwheat* tartary buckwheat* volunteer canola,(except Group 2 tolerant canola)	Cotyledons - 4 leaf stage	0.54 L/acre	20 acres

\* Suppression only

**Assert 300 SC (cont'd)****Registered Tank Mixes**

Use 40 L/acre unless otherwise noted.

Tank mix partners	Product rate	Remarks
<b>In spring wheat (including durum) and barley</b>		
<b>2,4-D ester</b>	Up to 0.32 L/acre (700 g/L formulation)	<b>Black and Gray Wooded soil zones:</b> tank mix Assert: 0.67 L/acre. <b>Brown and Dark Brown soil zones:</b> tank mix Assert: 0.54 L/acre, if the majority of wild oats are in the 1-3 leaf stage: 0.67 L/acre of Assert if wild oats are in the 4-leaf stage.
<b>Attain</b>	Attain A: 0.24 L/acre + Attain B: 0.40 L/acre	
<b>OcTtain XL</b>	450 mL/acre	
<b>Curtail M</b>	0.81 L/acre	
<b>Dichlorprop<sup>1</sup></b>	0.71 L/acre	
<b>Estaprop XT</b>	0.48 L/acre	
<b>Frontline XL</b>	0.640 L/acre + pH adjuster (0.25% v/v)	
<b>Frontline 2,4-D</b>	Frontline 2,4-D XC A: 40 mL/acre + Frontline 2,4-D XC B: 340 mL/acre + pH adjuster (0.25% v/v)	
<b>Flurox 24</b>	Fluroxypyr: 0.24 L/acre 2,4-D ester 700: 0.38 L/acre	4 leaf - early flag leaf
<b>Infinity</b>	0.336 L/acre	Use the 0.67 L/acre rate only
<b>MCPA ester</b>	Up to 0.38 L/acre (600 g/L formulation) (20 - 40 L/acre spray volume)	<b>Black and Gray Wooded soil zones:</b> tank mix Assert: 0.67 L/acre. <b>Brown and Dark Brown soil zones:</b> tank mix Assert: 0.54 L/acre, if the majority of wild oats are in the 1-3 leaf stage: 0.67 L/acre of Assert if wild oats are in the 4-leaf stage.
<b>Prestige</b>	Prestige A (0.32 L/acre) + Prestige B (0.81 L/acre)	
<b>Refine SG/Deploy</b>	8 g/acre (12 g Refine SG)	<b>Black and Gray Wooded soil zones:</b> tank mix Assert: 0.67 L/acre. <b>Brown and Dark Brown soil zones:</b> tank mix Assert: 0.54 L/acre, if the majority of wild oats are in the 1-3 leaf stage: 0.67 L/acre of Assert if wild oats are in the 4-leaf stage.
<b>Refine SG/Deploy + MCPA</b>	8 g/acre (12 g Refine SG) + 0.24 - 0.38 L/acre (600 g/L formulation)	
<b>Stellar</b>	Stellar A: 0.4 L/acre + Stellar B: 0.24 L/acre + pH adjuster (0.25% v/v)	
<b>Trophy</b>	Trophy A (0.24 L/acre) + Trophy B (0.45 L/acre + pH adjuster (0.25% v/v)	

<sup>1</sup> Use Dichlorprop from the 4 leaf to 6 leaf stage to avoid crop injury.

**Mixing Instructions**

Use mixing instructions “b” on page 13. First add the tank mix partner then the pH adjuster, then the Assert. Use one package of spray water pH adjuster per jug of Assert.

**Application Information**

**How to Apply:** Ground applications only. **Do not apply by air.** **Water Volume:** Cereals: 20 - 40 L/acre. Note: Use Assert with pH adjuster (one bag per 10.8 L jug) or poor weed control may occur. For ground-driven pump systems, ensure spray water pH adjuster is dissolved before engaging pump.

**Application Tips**

Do not apply Assert within 5 days of any herbicide that is not a registered tank mix. Do not make more than one application of Assert per growing season. Do not apply Assert to the same field in two successive years. Do not spray Assert when freezing temperatures are forecast. **Note:** the additive effect of soil residues from the use of Assert 300SC herbicide and Ally, Curtail M, Odyssey, Pursuit or Prestige herbicides on the same land has not been determined.

**How it Works**

Absorbed by foliage and roots and translocated to the growing points in the plant. Disrupts plant metabolism, causing growth to stop in susceptible plants. Works best at warm temperatures. Do not apply to drought-stressed sunflower.

**Expected Results**

Absorbed through the foliage and roots of wild oats, wild mustard and stinkweed, wild buckwheat, and tartary buckwheat plants. Susceptible plants stop growing soon after spray application. Obvious signs of plant death may not be seen in some plants until 2 weeks later but the competitive effect of these plants will have been removed. Death may not occur for several weeks.

**Restrictions**

**Effect of Rainfall:** Do not apply if rain is predicted within 6 hours. **Grazing:** Do not graze treated fields or cut treated forage for silage or hay; sufficient data are not available to support such use. (Barley, wheat grain or straw from fields treated with Assert can be fed to livestock.) **Re-cropping:** Rotation to the following crops can be made. **One-Year After Application:** *Black and Grey Wooded soil zones:* spring wheat, durum wheat, barley, sunflower, canola, flax, peas. *Brown and Dark Brown soil zones:* spring wheat, durum wheat, barley, sunflower, and Group 2 tolerant canola. **Two Years After Application:** Following crops can be grown in all soil zones: spring wheat, durum wheat, barley, sunflower, peas, canola, flax, oats, canary grass. Conduct a field bioassay before planting lentils and sugar beets. **Note:** The additive effect of soil residues from the use of Assert and Ally, Curtail M and Prestige on the same land has not been determined. Crop rotation guidelines and minimum rotation intervals are not known and injury to rotational crops other than wheat (excluding durum) may occur. Where these herbicides have been used, plant only wheat (excluding durum) until a bioassay demonstrates that other crops can be successfully grown.

**Environmental Precautions**

Avoid application of Assert within 15 metres of water bodies.

**Toxicity**

Low acute mammalian toxicity. Acute oral LD<sub>50</sub> (rats) = 3,078 mg/kg. Non-toxic to fish, birds, and bees.

**Storage**

Store between 0° - 35°C. Do not freeze. Shake well before using.

## Assure II/Yuma GL/IPCO Contender/ MPower Quiz

Group 1

**Formulation**

Product	Company	Active ingredient	Formulation	Container size
Assure II (PCP# 25462)	AMVAC Canada	Quizalofop-p-ethyl: 96 g/L	EC	1 x 8 L, 96 L, 500 L
Sure-Mix (PCP# 25467)		Surfactant blend (30%) + petroleum oil (60%)		1 x 8 L, 96 L, 400 L
Assure II (PCP# 25462)	Loveland Products Canada	Quizalofop-p-ethyl: 96 g/L	EC	1 x 8 L
LI700 (PCP# 23026)		Surfactant blend 80%		1 x 8 L
Yuma GL (PCP# 30100) Surfactant required and sold separately	Gowan Canada	Quizalofop-p-ethyl: 96 g/L	EC	2 x 8 L

## Assure II/Yuma GL/PCO Contender/MPower Quiz (cont'd)

Product	Company	Active ingredient	Formulation	Container size
IPCO Contender (PCP# 32091)	IPCO	Quazalopop-p-ethyl: 96 g/L	EC	1 x 8 L
IPCO Contender Adjuvant (PCP# 32198)		Surfactant blend: 70% soybean oil		1 x 8 L
MPower Quiz (PCP# 33481) Surfactant required and sold separately	NewAgco Inc.	Quizalofop-p-ethyl: 96 g/L	EC	1 x 8 L

## Crops, Staging and Rates

No stage restrictions. Rate: 150 - 300 mL/acre depending on weeds and pressure.

alsike clover (est., seed production)*	crambe <sup>1</sup>	lentils	seedling legumes (seed production) <sup>2</sup>
camelina*	creeping red fescue (seed production)*	lupins, narrow leaved*	snap beans*
canola	cucurbit vegetables (Group 9)*	oriental, brown, yellow mustard, Ethiopian (carinata) mustard*	soybeans
chickpea	fababeans*	peas (field and processing)	sugar beet*
common dry beans (pinto, navy, great northern, small red)*	flax	red clover (est., seed production)*	sunflowers <sup>1</sup>
	hemp, industrial (fibre, seed, oil)*	seed alfalfa	

<sup>1</sup> Only registered for application with Assure II/Yuma GL. <sup>2</sup> Seedling legumes includes bird's-foot trefoil, alsike, red, white and sweet clover, and sainfoin.

\*Minor use registration. Corteva assumes no responsibility for crop safety or performance.

## Weeds, Rates and Staging

Weeds controlled	Weed leaf stage	Rate	
green foxtail volunteer barley	2 leaf to early tillering	Assure II: 0.15 L/acre + Sure-Mix: 0.5% v/v Yuma GL/MPower Quiz: 0.15 L/acre + recommended adjuvant as per label Assure II: 0.15 L/acre + Merge: 0.5 - 1.0% v/v	
volunteer corn	2 - 6 leaf		
volunteer oats <sup>1</sup> volunteer wheat	2 leaf to early tillering	Assure II: 0.20 L/acre + Sure-Mix: 0.5% v/v or Assure II: 0.20 L/acre + Merge: 0.5 - 1.0% v/v or Assure II: 0.20 L/acre + LI700: 0.25 - 0.5% v/v or Assure II: 0.20 L/acre + Liberate: 0.5% v/v Yuma GL/MPower Quiz: 0.20 L/acre + recommended adjuvant as per label	
barnyard grass	2 leaf to early tillering		
downy brome	2 - 5 leaf		
Japanese brome	2 - 5 leaf		
wild oats	1 - 5 leaf to early tillering (up to two tillers)		
foxtail barley	3 - 4 leaf (plus 3 tillers)		
fall panicum old witchgrass proso millet yellow foxtail	2 leaf to early tillering		
quackgrass (suppression)	2 - 6 leaf		
quackgrass (season-long control)	2 - 6 leaf		Assure II: 0.30 L/acre + Sure-Mix: 0.5% v/v or Assure II: 0.30 L/acre + Merge: 0.5 - 1.0% v/v or Assure II: 0.30 L/acre + LI700: 0.25 - 0.5% v/v or Assure II: 0.30 L/acre + Liberate: 0.5% v/v or Yuma GL/MPower Quiz: 0.30 L/acre + recommended adjuvant as per label

<sup>1</sup> Best results on volunteer/wild oats if application is made before tillering begins.

## Registered Tank Mixes

**In canola:** Assure II/Yuma GL/PCO Contender/MPower Quiz (0.15 - 0.20 L/acre) + Muster (8 - 12 g/L) + surfactant (0.5% v/v)

**In Liberty Link Canola:** Assure II/MPower Quiz (0.15 - 0.30 L/ac) + Liberty 150 SN (0.538 - 1.62 L/ac) + Suremix (0.5% v/v) or Merge (5 - 10 L/1,000 L) or LI 700(0.25 - 0.5% v/v) or Liberate (0.5% v/v)

**In creeping red fescue:** Assure II/Yuma GL/IPCO Contender/MPower Quiz (0.20 - 0.30 L/acre) + Ally Toss-N-Go (3 g/L) + surfactant (0.5% v/v) Assure II/Yuma GL (0.20 - 0.30 L/acre) + Refine SG (12 g/acre) + surfactant (0.5% v/v)

**In pinto, pink, great northern and small red beans:** Assure II/Yuma GL/IPCO Contender/MPower Quiz (0.20 - 0.30 L/acre) + Basagran (0.70 - 0.91 L/acre) + surfactant (0.5% v/v)

**In Tribenuron tolerant sunflowers:** Assure II/Yuma GL (0.15 - 0.30 L/acre) + Express SG (6 g/acre) + Merge (0.5 - 1.0% v/v) or Sure-Mix (0.5% v/v)

Corteva, IPCO and Gowan Agro Canada support the following unregistered mixes of quizalofop-p-ethyl and glyphosate on Roundup Ready canola, with Pursuit on dry beans and field pea, with Odyssey on Group 2 tolerant canola, Group 2 tolerant lentils, field pea and soybean with Solo on Group 2 tolerant canola and Group 2 tolerant lentils that are not on the Assure II/Yuma GL/IPCO Contender label. Apply mixes according to the most restrictive use limitations for either product. For field peas and soybean only: Viper ADV. On Group 2 tolerant canola and mustard: Ares SN.

### Mixing Instructions

Use mixing instructions “c” on page 13.

### Application Information

**Water Volume:** Ground: Minimum of 40 L/acre. Up to 162 L/acre of water may be used under heavy populations to improve coverage. Air: 10 - 20 L/acre. Check label for specific crop.

### Application Tips

**How it Works:** Quizalofop-p-ethyl is a systemic herbicide that is rapidly absorbed and readily translocated from the treated foliage to the root systems and growing points of treated plants.

### Expected Results

Grassy weeds show a reduction in growth and a loss of competitiveness. An early yellowing or browning of the younger plant tissues is followed by a progressive collapse of the remaining foliage. These results will generally be observed in 1 - 3 weeks, depending on the grass species treated and the environmental conditions. Poor results may be expected if there is improper mixing, timing or coverage, or when weeds are under stress.

**Rainfall:** Rainfall within 1 hour of application may reduce control.

### Restrictions

**Re-cropping:** No restrictions the year after application. **Grazing Restrictions:** Do not graze treated fields or harvest for forage or hay. **Pre-harvest Intervals:** Do not apply to canola within 64 days of harvest. Do not apply to chickpeas within 85 days of harvest. Do not apply to flax within 82 days of harvest. Do not apply to lentils or peas (field and processing) within 65 days of harvest. Do not apply to beans within 30 days of harvest if used alone, 65 days if used in a tank mix with Basagran. Do not apply to soybeans within 80 days of harvest. Do not apply to industrial hemp within 73 days of harvest.

### Environmental Precautions

Quizalofop-p-ethyl is toxic to fish. Avoid spraying fish-bearing waters. Leave a 15 m buffer between treated area and sensitive habitats.

### Toxicity

Very low acute mammalian toxicity. Acute oral LD<sub>50</sub> (rats) > 5,000 mg/kg. May irritate eyes, nose, throat and skin.

### Storage

Do not freeze.

# Attain XC/OcTTain XL/Flurox-24/Rush 24/MP Foxy Pro

Group 4

## Formulation

Product	Company	Active ingredient	Formulation	Container size	Acres to treat per package
Attain XC A(PCP# 29643)	Corteva Agriscience	Fluroxypyr: 333 g/L	EC	5 L	40 or 53 acres (case)
Attain XC B(PCP# 29264)		2,4-D LV ester: 660 g/L	EC	2 x 6.8 L	
OcTTain XL (PCP# 30077)		Fluroxypyr: 90 g/L + 2,4-D ester: 360 g/L	EC	2 x 9 L, 108 L	576 L bulk
Flurox-24 (PCP# 30194)	Nufarm Agriculture Inc.	Nufarm fluroxypyr 180: 180 g/L	EC	7.28 L	30 - 40 acres
2,4-D 700 (PCP# 27820)		2,4-D 700 ester: 660 g/L	EC	10.3 L	30 - 40 acres
Rush 24 (PCP# 30815) + 2,4-D ester (PCP# 27818)	ADAMA Canada	Fluroxypyr: 180 g/L	EC	9.8 L	40 acres per case
		2,4-D ester: 660 g/L	EC	9.8 L	
MP Foxy Pro co-pack of Foxy (PCP# 32952) + 2,4-D Ester (PCP# 30460)	New Agco Inc.	Fluroxypyr: 180 g/L	EC	9.6 L, 96 L, 980 L	
		2,4-D Ester: 660 g/L	EC	9.6 L, 98 L, 1000 L	

## Crops, Staging and Rates

Cereals: 4 - flag leaf stage.

**Seedling and established grasses (seed production only):** 2 - 4 leaf stage. **Low rate:** Attain XC A: 0.096 L/acre, Attain XC B: 0.26 L/acre (one case will treat 53 acres), OcTTain XL: One rate only - 450 mL/acre.

Flurox/Rush/Foxy Pro: 0.182 L/acre, 2,4-D 700: 0.245 L/acre (one case treats 40 acres)

**High rate:** Attain XC A: 0.13 L/acre, Attain XC B: 0.34 L/acre (Attain XC: 40 acres/case) or OcTTain XL: 450 mL/acre or Rush 24/Foxy Pro: 0.245 L/acre + 2,4-D 700: 0.260 L/ac; Flurox 24: 0.240 L/acre + 2,4-D 700: 0.343 L/ac

barley**	durum wheat**	smooth brome grass*	timothy*
creeping red fescue*	intermediate wheatgrass*	spring wheat**	winter wheat***
crested wheatgrass*	meadow brome grass*	tall fescue*	

\* Registered under the User Requested Minor Use Registration. Corteva assumes no responsibility with respect to performance and/or crop tolerance.

\*\* Flurox-24 is only registered for spring and durum wheat and barley.

\*\*\* Apply to winter wheat in the spring from the 3 tiller stage, to just before the flag leaf stage.

Rangeland, permanent pasture, industrial and other, non-crop areas: OcTTain only. Apply OcTTain XL for post emergent control of kochia, including ALS resistant biotypes in non-crop areas including roadsides, right-of-ways, permanent, perennial grass covered areas, and industrial vegetation management areas. Rate 1.24 L/acre.

## Weeds Controlled

**Weed stage:** 2 - 4 leaf stage, unless otherwise noted

### Low rate:

annual sunflower	flixweed	plantain	wild buckwheat (1 - 6 leaf)
bluebur	goat's-beard	prickly lettuce	wild mustard
burdock	hoary cress (top growth)	ragweed	wild radish
cleavers (1 - 6 whorls)	kochia*	shepherd's-purse	
clovers (sweet)	mustards (except green, dog and tansy)	vetch	
field horsetail (top growth)		volunteer canola	

**High rate:**

annual sow-thistle (suppression)	docks dog mustard	lady's-thumb leafy spurge (top growth)	Russian thistle
blue lettuce (top growth)	field bindweed (top growth)	oak-leaved goosefoot	smartweed
Canada thistle (top growth)	field peppergrass	perennial sow-thistle (top growth) (suppression)	stork's-bill (1 - 8 leaf)
cleavers (1 - 8 whorls)	gumweed	redroot pigweed	tansy
common chickweed* (up to 8 cm) <sup>1</sup>	hairy galinsoga	round-leaved mallow (1-6 Leaf)	tartary buckwheat
dandelion (spring rosettes)	hedge bindweed		volunteer flax (1 - 12 cm)
	hemp-nettle (2 - 6 leaf) <sup>1</sup>		wild buckwheat (1 - 8 leaf)
	hoary cress <sup>1</sup>		

\* Including biotypes resistant to Group 2 herbicides that inhibit ALS/AHAS enzymes

<sup>1</sup> Suppression

**Registered Tank Mixes**

Herbicide tank mix partner	Crops registered	Rate of herbicide tank mix partner	Adjuvant rate
<b>Achieve Liquid/Bison*/ Nufarm Tralkoxydim</b>	Barley, spring wheat, durum wheat	0.2 L/acre	Intake: 0.66% v/v/Nufarm Tralkoxydim adjuvant 0.5% v/v, or Carrier at 0.5% v/v
<b>Everest</b>	Spring wheat, durum wheat	17.4 g/acre	Agral 90 or Ag Surf: 0.25% v/v
<b>Horizon/Ladder/Signal**</b>	Spring wheat, durum wheat	93 mL/acre	Score: 0.8% v/v or Nufarm Enhance: 0.25% v/v
<b>Assert SC</b>	Barley, spring wheat, durum wheat	0.53 - 0.65 L/acre	Acidulate
<b>Puma Advance/Bengal WB</b>	Spring and durum wheat	0.21 - 0.41 L/acre	None required
<b>Registered mixes only for use with Attain XC, OcTTain XL</b>			
<b>Simplicity or Simplicity GoDRI</b>	Spring and durum wheat	0.2 L/acre or 28 g/L*** 0.15 L/acre or 21 g/acre****	The use of Agral 90 at 0.25% v/v (or another herbicide surfactant) is recommended
<b>OcTTain XL only</b>			
<b>Milestone</b>	Special mix for rangeland, pasture, and industrial, non-crop areas	OcTTain XL at 0.45 - 1.25 L/acre + Milestone at 100 - 200 mL/acre for extended control of invasive plants. For mixing order, see instructions.	None required.

\* Do not apply this tank mix prior to the 4-leaf stage of the cereal crop as temporary crop injury could occur, particularly in spray overlaps. With OcTTain XL, add 7% ammonia (Finish) at 0.25% v/v in addition to the adjuvant for this tank mix. \*\* Wild oat control may be reduced when tank mixed with Attain XC or OcTTain XL. \*\*\* The low rate of Attain XC is registered for use as a tank mix with Simplicity. \*\*\*\* The low rate of Attain XC and Simplicity is a registered use when wild oat populations are less than 75 wild oats/square metre. NewAgco supports the following tank mixes not on the label. Aurora/ Horizon, HellCat/Puma, Everest, Liquid Achieve, Simplicity.

**Application Information**

**How to Apply:** Ground or air applications. **Water Volume:** 20 - 40 L/acre ground, 12 - 20 L/acre air.

**Application Tips**

The activity of these products may be influenced by weather conditions. Optimum activity requires active crop and weed growth. The temperature range for optimum activity is 8°C to 24°C. Reduced activity will occur when temperatures are below 8°C or above 27°C. Frost before application (3 days) or shortly after (3 days) may reduce weed control and crop tolerance. Weed control may be reduced during stress conditions, e.g. drought, heat or cold stress, or if weeds have initiated flowering, or if heavy infestations exist. Application before the 4-leaf stage of wheat and barley may cause severe twisting of leaves and leaf, stem and head deformities, which may reduce yield up to 10%. Do not apply later than the flag-leaf stage. Some twisting may be evident on barley. This twisting is transitory and may disappear within 3 weeks.

**How it Works**

Attain XC, OcTTain XL, Rush 24 and Flurox 24 herbicides are non residual. The components of these products move within the plant to control exposed and underground plant tissue. It mimics naturally occurring plant hormones and controls weeds by disrupting normal plant growth patterns. Symptoms include twisting of stems and swollen nodes.

**Attain XC/OcTTain XL/Flurox-24/Rush 24/MP Foxy Pro (cont'd)****Expected Results**

**Broadleaf weeds:** Weeds start to twist shortly after spraying. After twisting and bending, plants stop growing, turn brown and die.

**Restrictions**

**Rainfall:** Do not apply if rain is expected in 1 hour. **Grazing:** Do not permit lactating dairy animals to graze fields within 7 days after application. Do not harvest forage or cut for hay within 30 days after application. Withdraw meat animals from treated fields at least 3 days prior to slaughter. **Pre-harvest Intervals:** Do not harvest the treated mature crop within 60 days after application. **Re-cropping:** Fields treated with these products can be seeded the following year to alfalfa, barley, canola, corn, dry beans, flax, forage grasses, lentils, mustard, oats, peas, potatoes, rye, soybeans, sugar beets, sunflower, wheat or summerfallowed. Do not seed crops other than those listed above for at least one year following treatment.

**Environmental Precautions**

Leave a 15 m buffer between sprayed area and aquatic habitat. **Runoff:** Under certain conditions, these products have the potential to runoff from treated areas. To reduce runoff from treated areas into aquatic habitats, consider the characteristics and conditions of the site before treatment. Site characteristics and conditions that may lead to runoff include, but are not limited to heavy rainfall, moderate to steep slope, bare soil, poorly draining soil (e.g. soils that are compacted, fine textured, or low in organic matter such as clay). Avoid application of this product when heavy rain is forecast. Contamination of aquatic areas as a result of runoff may be reduced by including a vegetative strip (buffer zone) between the treated area and the edge of the water body.

**Toxicity**

2,4-D has moderate acute mammalian toxicity. Acute oral LD<sub>50</sub> = technical 639 - 764 mg/kg. Fluroxypyr has very low mammalian toxicology. Acute oral LD<sub>50</sub> > 2,000 mg/kg.

**Storage**

Store in a dry, heated area. If product is frozen, bring to room temperature and agitate before use.

# Authority 480 Herbicide/Authority Charge Herbicide

**Group 14**

**Formulation**

Product	Company	Active ingredient	Formulation	Container size
Authority 480 Herbicide (PCP# 29012)	FMC Corp.	Sulfentrazone: 480 g/L	Suspension concentrate	4 x 3.8 L jug
Authority Charge Herbicide consisting of Authority 480 Herbicide (PCP#29012) + Aim EC Herbicide (PCP# 28573)		Sulfentrazone: 480 g/L	Suspension concentrate	2 x 3.8 L jug
		Carfentrazone ethyl: 240 g/L	Emulsifiable concentrate	1.2 L jug

Authority Charge 89 mL/acre = 43 acre/jug, 118 mL/acre = 32 acre/jug.

**Crops, Staging and Rates**

Crop	Stage	Rate*
Chickpea, field pea, flax, sunflower, soybean, fababean	Prior to seeding or up to 3 days post seeding	89 - 118 mL/acre Authority OR Authority Charge: or add 15 - 18.5 mL/acre of Aim
Tame mustard	Prior to seeding	89 mL/acre Authority

Note: \* Rate Authority 480 Herbicide is dependent on soil type, pH and organic matter; please refer to the label.



## Weeds Controlled and Staging

### Broadleaf weeds controlled: 89 mL/acre

kochia

### Broadleaf weeds controlled: 118 mL/acre

cleavers (suppression)  
common groundsel  
common purslane

common waterhemp  
Eastern black nightshade  
lamb's quarters

Powell pigweed  
red root pigweed

smooth and large crabgrass  
wild buckwheat

## Registered Tank Mixes

Herbicide tank mix partner	Crops registered	Rate of herbicide tank mix partner	Additional weeds controlled
<b>Nu Image Herbicide (Black and grey wooded soils only)</b>	Field peas	28.3 mL/acre + adjuvant	Wild mustard, volunteer canola
<b>Express SG + glyphosate (potassium, isopropylamine or ammonium salts)</b>	Fababeans, field pea, soybean	glyphosate: 180 g ae/acre + Express SG: 6 g/acre	Narrow-leaved hawk's beard, dandelion and others weeds controlled by glyphosate and Express SG.

Apply tank mixes according to the most restrictive use limitations for either label. When applying Express SG + glyphosate to pulse crops on coarse textured soils, low OM soil (<3% OM) or in fields with soil variability, gravel/sand areas, injury may occur. Avoid planting pulses in soils with >50% sand. FMC Corp supports the following tank mixes not on the Authority label: glyphosate (180 - 360 g active ingred./acre), Aim EC + glyphosate (180 - 360 g ae/acre), Aim EC + glyphosate + MCPA (flax only).

## Application Information

**How to Apply:** Ground only. **Water Volume:** Minimum 40 L/acre.

Authority 480 herbicide may be applied to the soil as a pre-plant or pre-emergence (to weed and crop) single ground application. Authority 480 herbicide can be applied prior to planting or up to 3 days after planting, but before seed germination. Unless specified on the label, do not make fall application to any crops.

## Application Tips

All soil applications of Authority 480 require adequate rainfall for herbicidal activation.

**Do not** apply Authority 480 (or any sulfentrazone products) in consecutive years. In case of drought in any of those years, a subsequent application of Authority 480 should be further delayed. **Do not** apply to soils classified as coarse-textured soils. **Do not** apply in fine texture soils with less than 1.5% organic matter. **Do not** apply in any type of soils with an organic matter content greater than 6%. **Do not** use on soils with a pH of 7.8 or greater. If using irrigation with water that has a pH greater than 7.5, please review the label for adverse crop response. **Rainfall:** Authority 480 requires 10 - 20 mm of rain or irrigation water, at once, to be effective. Dry weather conditions as well as excessive rainfall or irrigation following application may reduce weed control. **Do not** store the sprayer overnight or for an extended period of time with the sulfentrazone spray mixture in the tank.

## How it Works

Sulfentrazone controls weeds by the process of protoporphyrinogen oxidase inhibition (membrane disruption), a mode of action commonly referred to as PPO inhibition. Sulfentrazone is primarily taken up by the roots of treated plants. Aim EC (Carfentrazone) is a contact herbicide with no residual activity. Rapidly absorbed by foliage. Inhibits the PPO enzyme involved in chlorophyll and heme synthesis. This action results in leaky cell membranes and rapid browning and death.

## Expected Results

Plants emerging from treated soil turn necrotic and die after exposure to light. Foliar contact causes rapid desiccation and necrosis of exposed plant tissue. Shoot-root soil placement studies indicate that sulfentrazone is primarily absorbed by the roots of the plant following soil applications.

**Authority 480 Herbicide/Authority Charge Herbicide (cont'd)****Restrictions**

**Re-cropping:** Chickpea, fababean, field pea, flax, soybean, sunflower and tame mustard can be planted any time after application. Winter wheat: 4 months after application. Alfalfa, barley, canola, corn (field corn), wheat (spring and durum): 12 months after application. Corn (sweet and pop), lentils, sorghum: 24 months. For crops not listed above, a minimum rotational crop interval of 36 months must be observed and a representative bioassay of the field must be conducted with the rotational crop and adequate soil moisture to evaluate potential crop sensitivity. **Rainfall:** Rainfall is required following application to activate the sulfentrazone component and for adequate weed control. **Grazing:** No restrictions. **Pre-harvest Intervals:** Leave 60 days between application and harvest.

**Environmental Precautions**

Leave 1 m buffer between aquatic habitats and 10 m between sensitive plants and treated area.

**Toxicity**

Oral (rats) LD<sub>50</sub> = 2,084 mg/kg.

**Storage**

Do not freeze.

## Authority Supreme Herbicide

Group 14, 15

**Formulation**

Product	Company	Active ingredient	Formulation	Container size
Authority Supreme Herbicide (PCP# 32562)	FMC Corporation	Sulfentrazone: 250 g/L Pyroxasulfone: 250 g/L	Suspension concentrate	2 x 8 L

**Crops, Staging and Rates**

Apply prior to seeding of or up to 3 days after seeding field pea, chickpea, soybean.

Treatment	Rate (per acre)		Treated per jug	
	Soil type		Soil type	
	Medium texture (1 - 3% OM)	Medium-fine texture (3 - 6% OM)	Medium texture (1 - 3% OM)	Medium-fine to fine texture (3 - 6% OM)
Early season control	162 mL		50 acre/jug	
Extended control	202 mL	243 mL	40 acre/jug	33 acre/jug

Medium soils	Medium-fine to fine soils
Loam, silt loam, silt	Sandy clay loam, sandy clay, silty clay loam, silty clay, clay loam, clay

Do not make more than one application per season. Do not apply Authority Supreme to:

- Soils with more than 6% organic matter. Do not apply to coarse textured soils.
- Peat or muck soils.
- Soils with a pH greater than 7.7.

**Weeds Controlled**

Control of the following weeds emerging from seed (not controlled if emerged at application):

barnyard grass	common waterhemp	lamb's-quarters	wild buckwheat
brome (downy, Japanese)	cow cockle	large crabgrass	wild mustard*
cleavers	Eastern black nightshade	pigweed (green, redroot)	wild oats*
common groundsel	foxtail (green, yellow, giant)	ragweed, common*	witchgrass
common purslane	kochia	stinkweed	yellow wood sorrel

\* Suppression only.

**Registered Tank Mixes**

Prior to all labeled crops: glyphosate (180 to 360 grams ae/acre). FMC Corporation supports the following tank mixes that are not on the Authority Supreme label. Apply tank mixes according to the most restrictive use limitations for either label. Pre-seed to all registered crops: Aim EC herbicide, Aim EC + glyphosate (180 - 360 g ae/acre). Pre-seed to soybean only: Express SG + glyphosate (180 g ae/acre).

**Application Tips**

Ground application only. Do Not apply by air. **Water Volume:** Minimum of 40 L/acre. **Nozzles and pressure:** Use a combination of nozzles and pressure designed to deliver thorough, even coverage with **ASABE medium droplets**. Spray mix must be used immediately; do not store herbicide in spray tank overnight. Use continuous agitation.

**Expected Results**

Moisture is necessary to activate both the sulfentrazone and pyroxasulfone components in soil for effective weed control. Dry weather following applications may reduce effectiveness. Extremes in environmental conditions such as temperature, moisture, soil conditions and cultural practices may affect activity.

**Restrictions**

**Rainfall:** 12.5 mm or more of rainfall at once or irrigation is required to activate product. **Re-entry:** DO NOT re-enter treated fields for 12 hours. **Pre-harvest Interval:** Not applicable. **Grazing:** No grazing restrictions. **Re-cropping:** Anytime: chickpea, field pea, soybean. 4 months after: winter wheat. 12 months after: barley, canola, mustard, oat, field corn, sunflower, spring and durum wheat. 24 months after: lentil. 36 months after: sugar beet. All other crops require a minimum of 36 months before seeding and a representative bioassay of the field should be conducted with the rotational crop.

**Environmental Precautions**

**Buffer zones:** Use a 5 metre buffer for shallow water bodies (< 1 m deep) and 3 metres for water bodies (> 1 m deep). Stay 10 metres back from sensitive terrestrial areas.

**Toxicity**

Oral (rat) LD<sub>50</sub> = 3,129 mg/kg. Warning, contains the allergen sulfite.

**Storage**

Store in original container in a cool, dry, well-ventilated location above 5°C to keep product from freezing.

# Avadex MicroActiv/Avadex Liquid EC

Group 8

**Formulation**

Product	Company	Active ingredient	Formulation	Container size
Avadex MicroActiv (PCP# 16759)	Gowan Canada	Triallate: 10%	Granular	22.7 kg, 451.3 kg
Avadex Liquid EC (PCP# 16759)		Triallate: 480 g/L	EC	2 x 10 L, 115 L drum

## Avadex MicroActiv/Avadex Liquid EC (cont'd)

### Crops, Staging and Rates

Pre-emergence application only.

barley	field peas	mustard	spring wheat
canarygrass	flax	rapeseed	sugar beet
durum wheat			

**Note:** Alfalfa, bird's-foot trefoil and clover may be underseeded (provided they are not harvested for green feed, hay or silage in the year of treatment). Do not underseed with grasses or legume grass mixture.

### Weeds and Staging

For pre-emergent control of wild oats

#### Avadex Liquid Rates:

**Fall treatment** - after October 1 and until soil freeze-up.

Crop	Rate (L/acre)			Acres treated per 115 L drum		
	Organic matter			Organic matter		
	< 2%	2 - 4 %	> 4%	< 2%	2 - 4%	> 4%
Spring and durum wheat, barley	1.01	1.17	1.41	116	98.3	81.5
Canola, flax, mustard, field pea	1.41	1.41	1.86	81.5	81.59	61.8

**Spring treatment** – before or after seeding

Crop		Rate (L/acre)		Acres treated per 115 L drum	
		Organic matter		Organic matter	
		4% or less	Greater than 4%	4% or less	Greater than 4%
Spring and durum wheat	Before seeding	1.01	1.17	116	98.3
	After seeding	1.17	1.41	98.3	81.5
Barley	Before and after seeding	1.17	1.41	98.3	81.5
Canola, flax, mustard, sugar beet	Before seeding	1.41	1.86	81.5	61.8
Peas	Before seeding	1.41	1.41	81.5	81.5

#### Avadex MicroActiv Granular Rates (kg/acre)

Fall treatment						
Crop	Rate (kg/acre)			Acres treated per 451.3 kg bag		
	<2*% OM	2 - 4% OM	>4% OM	<2% OM	<4% OM	>4% OM
Wheat, barley, canary seed	4.45	5.67	6.88	101	80	66
Canola, flax, mustard, field pea, sugar beet	5.67	6.88	8.9	80	66	51

\* Fall treatments conducted under minimum tillage are not recommended on soils with less than 2% organic matter.

Spring treatment					
Crop	Application Timing	Rate (kg/acre)		Acres treated per 451.3 kg bag	
		<4% OM*	>4% OM	<4% OM*	>4% OM*
Wheat	Before seeding	4.45	5.67	101	80
	After seeding	5.67	6.88	80	66

Spring treatment					
Crop	Application Timing	Rate (kg/acre)		Acres treated per 451.3 kg bag	
		<4% OM*	>4% OM	<4% OM*	>4% OM*
Barley, canary seed	Before and after seeding (barley only)	5.67	6.88	80	66
Canola, flax, mustard, field pea, sugar beet	Before seeding	6.88	8.9	66	51

### Registered Tank Mixes

**Fertilizers:** Avadex Liquid EC alone or tank mixed with liquid formulations of Treflan or Rival may be tank mixed in a minimum of 36 litres of sprayable fluid fertilizer carrier (such as 28-0-0) per acre as a broadcast treatment. Compatibility of herbicide and liquid fertilizer should be checked. **Herbicides:** Avadex Liquid EC can be tank mixed with Treflan or Rival herbicide for the control of both wild oats and wild millet (green and yellow foxtail). This tank mixture can be applied after seeding wheat and barley only.

### How to Apply

Avadex Liquid EC can only be applied by ground application. Granular formulations may be applied by air with attachments designed for applying low volumes of granules (Avadex MicroActiv).

### Application Information

**Water Volume:** Minimum of 36 L/acre. Pressure: 200 kPa.

### Application Tips

**Choice of Formulation:** Use liquid formulation on soil free of trash. Avadex MicroActiv herbicide may be applied in the fall or spring into standing stubble. If excessive crop residue exists at the time of application, a vigorous harrowing can be used to ensure that the herbicide granules make adequate contact with the soil.

**Fall Minimum Tillage Application:** Fall minimum tillage applications should be made when the average soil temperature at the 5 cm depth is 4°C or less and within 3 weeks of soil freeze-up. This situation generally occurs by October 1. Incorporation by harrowing following application in the fall is recommended but can be performed in the spring before seeding. Do not use this treatment on soil with less than 2% organic matter. Under excessively warm or wet conditions between application and crop emergence, control may be reduced. For best results on heavy wild oat infestations, use the incorporated treatments only.

**Spring Minimum Tillage Application:** Apply Avadex Liquid EC/MicroActiv granules in the spring when average soil temperature at the 5 cm depth is 4°C or less. Applications should be made to soil which has adequate trash cover to prevent soil erosion between application and seeding. Ensure that the time between application and incorporation is a minimum of 10 - 14 days. Do not apply more than 4 weeks before intended seeding. For optimum results with Avadex Liquid EC minimum tillage treatments, seed when wild oat growth is noticeable in the field. This will ensure that the soil is warm enough for activation of Avadex Liquid EC. Minimum tillage applications should not be made to fields covered with snow or excessive crop residue that will not allow granule contact with soil. If excessive crop residue exists at the time of application, a vigorous harrowing can be used to ensure that the herbicide granules make adequate contact with the soil. Under excessively warm or wet conditions between application and crop emergence, control may be reduced. For best results on heavy wild oat infestations, use the incorporated treatment only. Soil colour may not be a precise indicator of organic matter content. Ensure that the application rate chosen from the table is appropriate for your soil type.

**Conventional Tillage:** Please refer to the product label for information on application and incorporation recommendations under conventional tillage systems.

**Field Preparation:** Make sure the soil is in good working condition. Reduce trash to an acceptable level before application. If soil is excessively wet or lumpy, cultivate with suitable equipment to improve soil condition.

**Seeding:** Flax, mustard and rapeseed can be seeded in treated layers. Barley and wheat are more sensitive and should be planted 1.5 to 2.5 cm below the treated layer. Wheat must be seeded below the treated layer. After seeding, any deep ridges left by drills must be levelled by harrowing. Treflan/Rival Mixes: Drought conditions in the year of treatment may result in higher levels of Treflan/Rival carryover. To avoid wheat injury, seed 6.0 - 7.5 cm into warm, moist seedbed. A pre-seeding burn-off herbicide treatment is required to eliminate weed competition prior to crop emergence.

**Avadex MicroActiv/Avadex Liquid EC (cont'd)****How it Works**

Absorbed by germinating wild oat shoots, usually resulting in death before emergence. Under dry conditions, wild oats may emerge before being killed.

**Expected Results**

**Wild oats:** Usually kills wild oats before they emerge. Scraping away the soil 1 - 2 weeks following treatment will expose white to yellow wild oats shoots 2.0 - 2.5 cm in length with pinched tips. Plants which have emerged and absorbed a lethal dose will cease growth, leaves become brittle and bluish-green in colour. Under dry conditions, a rainfall of 1.5 cm or more when wild oats are emerging can cause post-emergent die-back of a high percentage of wild oat plants. **Crop:** Wheat seeded into the treatment zone under very dry soil conditions may be thinned and delayed when germinating and emerging just prior to a heavy rainfall. Wheat must be seeded at least 1.5 cm below the treated layer of soil (e.g. 5 - 7.5 cm). Some wheat thinning may be noted on eroded knolls. Poor results may be expected if incomplete incorporation due to wet, cloddy soil or heavy trash, incorporation delayed, very dry soil conditions in spring or prolonged cool soil temperatures at time of germination. Ridges left by seeding may disrupt the treated layer and allow escapes.

**Restrictions**

**Rainfall:** Moisture is required for activation. Rainfall of at least 1.5 cm within 2 weeks of application in the spring is required to ensure maximum performance. **Grazing Restrictions:** Treated underseeded legumes cannot be harvested for green feed, silage or hay in year of seeding. Do not graze the treated crop or cut for hay; there are not sufficient data to support such use. **Re-cropping:** Oats should not be seeded into soil treated with Avadex Liquid EC/ MicroActiv in the previous year.

**Environmental Precautions**

Do not apply directly to water or to areas where surface water is present. Avoid conditions that may lead to runoff or leaching. Chemical is mobile in water. Can volatilize so it is important to incorporate when applying and apply when soil temperature is 4°C or less.

**Toxicity**

Low acute mammalian toxicity. Acute oral LD<sub>50</sub> (rats) = 1,675 - 2,165 mg/kg. May cause slight eye irritation. Slightly toxic to fish. Non-toxic to birds.

**Storage**

Store above 0°C. If frozen, warm to 22°C and agitate to redissolve crystals.

# Avenza

**Group 1,2,4****Formulation**

Product	Company	Active ingredient	Formulation	Container size
Avenza A (PCP# 33455)	Corteva Agriscience	Florasulam: 5 g/L Fluroxypyr: 100 g/L	Emulsifiable concentrate	8.1 L case or 64.8 L bulk
Avenza B (PCP# 33278)		Pinoxaden: 50 g/L		10 L case or 80 L bulk

One case treats 20 acres, one bulk will treat 160 acres

## Crops, Staging and Rates

Crop	Staging	Rate
Spring wheat (excluding durum), winter wheat, and barley	2 leaf expanded to just prior to flag leaf emergence	Avenza A: 405 mL/acre Avenza B: 500 mL/acre

## Weeds, Rates and Staging

Grass weeds controlled (1-6 leaf, prior to the 4th tiller)

barnyard grass	proso millet	volunteer oats	yellow foxtail
green foxtail	volunteer canary seed	wild oats	

Broadleaf weeds controlled when tank mixed with 187 – 234 mL/acre of MCPA Ester 600 (1-6 leaf)

**Note: Avenza is not intended to be a stand-alone product but is meant to be mixed with MCPA.**

burdock	kochia***	smartweed	wild mustard
Canada Thistle <sup>†</sup>	narrow-leaved	stork's bill (1-8 leaf)	wild radish
cleavers**	hawk's beard	stinkweed	wild sunflower (annual)
cocklebur	plantain	sowthistle, annual	
cow cockle	prickly lettuce	sow-thistle, perennial <sup>†</sup>	
common chickweed	ragweed	vetch	
dandelion	plantain	stork's bill (1-8 leaf)	
flixweed	redroot pigweed	volunteer canola****	
hemp-nettle	Russian thistle	volunteer flax	
lamb's quarters	shepherd's purse	wild buckwheat	

\*\*including Group 2 resistant biotypes \*\*\*including ALS resistant biotypes \*\*\*\*including herbicide tolerant canola varieties <sup>†</sup> top growth control

## Registered Tank Mixes

Avenza is not intended to be used without the addition of MCPA Ester 600. Add at the rate of 187 mL/acre for volunteer canola and lamb's-quarters control. Use 234 mL/acre MCPA for all other weeds. MCPA Ester 600 is not included in the Avenza package and must be purchased separately.

## Application Information

**How to apply:** Ground application only. **Water Volume:** 20 - 40 L/acre

## Application Tips

For optimum control, apply Avenza herbicide to actively growing weeds. Weed control may be reduced if applied under stress conditions or on wet foliage and/or heavy weed pressure. Optimum weed control will be obtained if application of Avenza herbicide is delayed until the stress conditions have ended and weeds are once again actively growing. Warm, moist growing conditions promote active weed growth and enhance the activity of Avenza by allowing maximum foliar uptake and activity.

## How it Works

Avenza A contains Group 2 and 4 mode of action broad leaf herbicides. The group 2 mode of action inhibits the production of ALS enzyme in the plant. This enzyme is essential to produce amino acids required for plant growth. The group 4 mode of action disrupts normal plant growth regulation resulting in the death of susceptible plants. Avenza B herbicide contains a Group 1 mode of action which is absorbed by the leaves and rapidly translocated to the growing points of the leaves and stems. Weeds hardened off by cold weather or drought stress may not be adequately controlled or suppressed and re-growth may occur.

## Expected Results

Actively growing susceptible grasses stop growing within 48 hours of treatment. Depending on several factors, leaves and growing points turn yellow within 1 - 3 weeks after application, followed by browning and control 3 - 5 weeks after application. Growth of susceptible broadleaf weeds stops rapidly. Symptoms may not be noticeable for 1 - 2 weeks depending on environment and species treated. Symptoms on broadleaf weeds include twisting, bending, and yellowing; weeds will turn brown, resulting in plant mortality.

**Avenza (cont'd)****Restrictions**

**Rainfall:** Rainfast within 1 hour of application. **Grazing:** Do not graze for 7 days or silage for 30 days following application. **Pre-Harvest Interval:** Do not harvest the treated crop for grain within 60 days of application.

**Re-cropping:** Fields previously treated with Avenza herbicide can be seeded the following year to alfalfa, barley, canola, corn, dry common beans, fababean, flax, lentils, mustard (brown, oriental, and/or yellow), oats, peas, potatoes (except seed potatoes), soybeans, sunflowers, wheat or field can be summerfallowed.

**Environmental Precautions**

Do not contaminate any body of water. Use a downwind buffer zone of 30 m between boom edge and the closest edge of sensitive terrestrial habitat and a 15 m buffer zone between the downwind edge of the boom and the closest edge of sensitive aquatic habitat.

**Toxicity**

Mammalian toxicity. Acute oral LD<sub>50</sub> (rats) = >5,000 mg/kg.

**Storage**

Store in original containers in a secure, dry heated storage area. If product is frozen, bring to room temperature and agitate before use.

# Axial/Brazen 100 EC/Epic Herbicide

**Group 1****Formulation**

Product	Company	Active ingredient	Formulation	Container size
Axial (PCP# 30431)	Syngenta	Pinoxaden: 50 g/L	Emulsifiable concentrate	2 x 10 L, 80 L, 400 L
Brazen 100 (PCP# 33368) + ADAMA Adjuvant 80	ADMA Canada	Pinoxaden: 100 g/L Triglyceride ethoxylate: 80%	EC	9.71 L 4.05 L
Epic Herbicide* (PCP# 33603)	Nufarm Agriculture Inc.	Pinoxaden: 100 mL/acre	EC	2 x 10 L

\*Epic Herbicide must be used with an adjuvant. Carrier adjuvant should be used at 0.5% v/v.

**Crops, Staging and Rates**

Rate: Axial: 500 mL/acre, no adjuvant required. Brazen: Persian darnel - 160 mL/acre, all other weeds 240 mL/acre + Adjuvant 80: 0.25% v/v. Epic: 160 mL/acre for Persian darnel, 240 mL/acre for all other listed weeds. Use adjuvant at 0.5% v/v (Carrier adj.)

Crop	Staging (Zadoks Growth Stage)
Spring wheat (excluding durum **) winter wheat* and barley	1 - leaf to flag leaf stage (11, 20 to 37) <b>Caution:</b> Do not apply past flag leaf stage

\*Only Axial is registered for use on winter wheat. \*\*Epic is registered for use on durum wheat.

**Weeds, Rates and Staging**

Weed staging 1 - 6 leaf, prior to 4th tiller. (Zadok growth stage: 11, 16 - 20, 23)

barnyard grass	proso millet	volunteer canaryseed	yellow foxtail (wild millet)
green foxtail	volunteer oats	wild oats	



**Registered Tank Mixes:** Check individual product labels as not all pinoxaden herbicides are registered to be mixed with all the broadleaf products below.

Tank mix partner <sup>1</sup>	Product rate	Remarks	
Buctril M <sup>4</sup>	0.4 L/acre	Temporary crop injury may occur with tank mixes under extreme weather conditions or when the crop is suffering from stress due to inadequate or abnormally high moisture levels or extreme temperatures	
Curtail M <sup>4</sup>	0.6 - 0.81 L/acre		
MCPA ester <sup>4</sup>	0.34 - 0.45 L/acre		
Mextrol 450 <sup>4</sup>	0.50 L/acre		
Prestige <sup>4</sup>	Prestige A: 0.24 - 0.33 L/acre + Prestige B: 0.6 - 0.8 L/acre		
Trophy <sup>4</sup>	Trophy A: 0.24 L/acre + Trophy B: 0.45 L/acre		
Frontline XL <sup>3,4</sup>	0.51 L/acre	Temporary crop injury may occur with tank mixes under extreme weather conditions or when the crop is suffering from stress due to inadequate or abnormally high moisture levels or extreme temperatures	
Infinity	0.335 L/acre		
Refine SG <sup>2</sup>	12 g/acre		
Refine SG + MCPA ester <sup>3,4</sup>	12 g/acre + 0.23 - 0.28 L/acre		
Stellar	405 mL/acre		
MCPA ester	340 - 445 mL/acre		
Tilt 250 E	101 - 202 mL/acre		
<b>Brazen Mixes only</b>			
Estaprop	708 mL/acre		
2,4-D ester (600)	400 mL/acre		
Thumper	400 mL/acre		
Outshine + MCPA Ester 600	Outshine: 400 mL/acre + MCPA Ester: 235 mL acre		

<sup>1</sup> Always consult the label of the broadleaf herbicide prior to use. <sup>2</sup> Addition of surfactants with Axial is not required. <sup>3</sup> Suppression only on green foxtail.

<sup>4</sup> A reduction in barnyard grass control may be observed when Axial is tank mixed with these broadleaf herbicides. **Note:** Nufarm also supports Epic mixed with Enforcer M.

## Application Information

**How to Apply:** Axial: With ground equipment or aircraft. Brazen: ground equipment only.

**Water Volume:** 20 - 40 L/acre- ground, a minimum of 12.1 L/acre by aircraft.

## Mixing Instructions

Use mixing instruction “c” on page 13.

## Application Tips

For optimum control, apply Axial herbicide to actively growing weeds, ideally at the 2 - 3 leaf stage. An early application will maximize crop yields by reducing weed competition. Weeds emerging after application of Axial herbicide will not be controlled. Weed control following application of Axial herbicide alone, or in combination with broadleaf weed herbicides, can be reduced or delayed under stress conditions such as drought, heat, insufficient fertility, flooding or prolonged cool temperatures. Grass escapes or re-tillering may occur if application is made during prolonged stress conditions. Optimum weed control will be obtained if application of Axial herbicide is delayed until the stress conditions have ended, and weeds are once again actively growing. Do not apply to crop that is stressed by conditions such as frost, low fertility, drought, flooding, disease or insect damage as crop injury may result. **Aerial Application:** Apply Axial herbicide alone or in tank mixes (ONLY with the recommended tank mix partners that are registered for aerial use) in no less than 12 litres of water per acre.

**Axial/Brazen 100 EC/Epic Herbicide (cont'd)****How it Works**

Axial herbicide is absorbed by the leaves and is rapidly translocated to the growing points of leaves and stems. Thorough coverage of the plants is essential for consistent control.

**Expected Results**

Actively growing susceptible grasses stop growing within 48 hours of treatment. Depending on species, growing conditions and crop competition, leaves and growing points turn yellow within one to three weeks after application. Further colour changes and loss of vigour will be observed, followed by a browning and control three to five weeks after application.

**Restrictions**

**Rainfall:** Axial herbicide alone can be used one hour before rainfall. **Grazing:** Observe a minimum of 7 days before grazing livestock on crops treated with Axial herbicide. Pre-harvest interval: 60 days after treatment for grain and straw and 30 days after treatment for hay. **Re-cropping:** For fields treated with Axial herbicide, no crop may be seeded until the following year. There are no crop rotation limitations the year following application of Axial herbicide.

**Environmental Precautions**

This product is toxic to aquatic organisms and non-target terrestrial plants. Leave 1 metre between applied area and sensitive habitats.

**Toxicity**

Acute Oral LD<sub>50</sub> (rats) = > 5,000 mg/kg.

**Storage**

Heated storage not required. Store the product in closed, original container in a well ventilated room.

# Axial iPak

**Group 1, 6, 27****Formulation**

Product	Company	Active ingredient	Formulation	Container size
Axial (PCP# 30431)	Syngenta	Pinoxaden: 50 g/L	Emulsifiable concentrate Liquid	1 x 10 L, 80 L bulk
Infinity (PCP# 28738)	Bayer Crop Science	Pyrasulfotole: 37.5 g/L Bromoxynil: 210 g/L	Emulsifiable concentrate	6.7 L, 53.6 L bulk

**Crops, Staging and Rates**

Crop	Staging	Rate
Spring wheat (excluding durum) winter wheat and barley	1-leaf to flag leaf stage (11, 20 to 37) Caution: Do not apply past flag leaf stage	Axial: 0.5 L/acre + Infinity: 0.33 L/acre

**Weeds and Staging****Grassy weeds controlled: 1 - 6 leaf unless otherwise noted.**

barnyard grass  
green foxtail

proso millet  
volunteer canaryseed

volunteer oats  
wild oats

yellow foxtail (wild millet)

**Broadleaf weeds controlled: including ALS (Group 2) resistant biotypes**

annual sow-thistle	flixweed	perennial sow-thistle <sup>1</sup>	spreading atriplex <sup>1</sup>
chickweed	giant ragweed <sup>1</sup>	redroot pigweed	(1 - 10 leaf stage)
cleavers <sup>2</sup>	(up to 10 cm in height)	round-leaved mallow	stinkweed
Canada thistle <sup>1</sup>	hemp-nettle	Russian thistle (up to	volunteer canola (all types)
common ragweed	kochia (up to 10 cm in height)	10 cm in height)	wild buckwheat
dandelion <sup>1</sup> (up to 10 cm in ht.	lamb's quarters	shepherd's purse	wild mustard
and 25 cm in diameter)	pale smartweed		

<sup>1</sup> Suppression only.

<sup>2</sup> For control of cleavers at the 4 to 6-whorl growth stage and suppression of giant ragweed and spreading atriplex, add ammonium sulphate at 500 g/ha (99%) or 1 L/ha (49% solution). If using an ammonium sulphate product with a different concentration, adjust the rate accordingly.

Axial iPak is a co-pack of Axial and Infinity herbicides.

**Registered Tank Mixes**

None registered.

**Application Information**

**How to Apply:** With ground equipment or aircraft. **Water Volume:** 20 - 40 L/acre - ground, a minimum of 12.1 L/acre by aircraft.

**Application Tips**

For optimum control, apply Axial iPak herbicide to actively growing weeds, ideally at the 2 - 3 leaf stage. An early application will maximize crop yields by reducing weed competition. Weeds emerging after application of Axial iPak herbicide will not be controlled. Weed control following application of Axial iPak herbicide can be reduced or delayed under stress conditions such as drought, heat, insufficient fertility, flooding or prolonged cool temperatures. Grass escapes or re-tillering may occur if application is made during prolonged stress conditions. Optimum weed control will be obtained if application of Axial iPak herbicide is delayed until the stress conditions have ended, and weeds are once again actively growing. Do not apply to crop that is stressed by conditions such as frost, low fertility, drought, flooding, disease or insect damage as crop injury may result.

**How it Works**

Pinoxaden herbicide is absorbed by the leaves and is rapidly translocated to the growing points of leaves and stems. Thorough coverage of the plants is essential for consistent control. Pyrasulfotole is absorbed through leaves and is translocated to meristematic regions where it inhibits the HPPD enzyme. Pyrasulfotole inhibits plant pigment biosynthesis and photosynthesis.

**Expected Results**

Actively growing susceptible grasses stop growing within 48 hours of treatment. Depending on species, growing conditions and crop competition, leaves and growing points turn yellow within one to three weeks after application. Further colour changes and loss of vigour will be observed, followed by a browning and control three to five weeks after application. Small burnt spots on the broadleaf weeds can appear in hours. Lack of plant pigments shuts down the photosynthetic pathway resulting in bleaching symptoms and rapid death, normally in 6 - 14 days.

**Restrictions**

**Rainfall:** Axial iPak herbicides can be used one hour before rainfall. **Grazing:** Observe a minimum of 25 days before Grazing livestock on crops treated with Axial iPak herbicides. **Pre-harvest Intervals:** 60 days after treatment for grain and straw and 30 days after treatment for hay. **Re-cropping Restrictions:** Lentils should not be seeded for 22 months after application of Axial iPak herbicides. Do not plant field peas the year following an Axial iPak herbicide application in the Brown soil zone where organic matter content is below 2.5% and where soil pH is above 7.5.

**Environmental Precautions**

This product is toxic to aquatic organisms and non-target terrestrial plants. Leave 1 metre between treated area and sensitive habitat.

**Axial iPak (cont'd)****Toxicity**

**Axial 100EC:** Acute Oral LD<sub>50</sub> (rats) = > 5,000 mg/kg.

**Infinity:** Acute Oral LD<sub>50</sub> (rats) = > 300 - < 2,000 mg/kg.

**Storage**

Heated storage required.

# Axial Xtreme

**Group 1, 4****Formulation**

Product	Company	Active ingredient	Formulation	Container size
<b>Axial Xtreme (PCP# 30391)</b>	Syngenta	Pinoxaden: 50 g/L + Fluroxypyr: 87.5 g/L	Emulsifiable concentrate	2 x 10 L, 80 L, 400 L

**Crops, Staging and Rates**

Rate: 500 mL/acre

Crop	Staging (Zadoks Growth Stage)
<b>Spring wheat (excluding durum) and barley</b>	1 leaf to flag leaf stage (11, 20 to 37) Caution: Do not apply past flag leaf stage

**Weeds and Staging**

**1 - 6 leaf stage prior to 4th tiller unless otherwise noted**

barnyard grass	kochia (2-8 leaf)	volunteer canaryseed	wild oats
cleavers (1-4 whorls)	proso millet	volunteer oats	yellow foxtail
green foxtail	stork's bill <sup>1</sup>	wild buckwheat (1-4 leaf)	

<sup>1</sup> Suppression only.

**Tank Mixes**

Tank mix partner <sup>1</sup>	Product rate
Refine SG <sup>2</sup>	12 g/acre
Refine SG + MCPA Ester <sup>3,4</sup>	12 g/acre + 0.19 - 0.24 L/acre
Buctril M <sup>4</sup>	0.4 L/acre
Curtail M <sup>4</sup>	0.6 - 0.81 L/acre
Mextrol 450 <sup>4</sup>	0.5 L/acre
MCPA Ester	0.28 - 0.37 L/acre
Infinity <sup>5</sup>	0.335 L/acre
Frontline XL <sup>5</sup>	0.51 L/acre
TILT 250E	0.101 - 0.202 L/acre

<sup>1</sup> Always consult the label of the broadleaf herbicide prior to use. <sup>2</sup> Addition of surfactants is not required. <sup>3</sup> Suppression only of green foxtail. <sup>4</sup> A reduction in barnyard grass control may be observed when Axial Xtreme is tank mixed with these broadleaf herbicides. <sup>5</sup> A reduction in green foxtail control may be observed when Axial Xtreme is tank mixed with these broadleaf herbicides.

## Application Information

**How to Apply:** With ground equipment ONLY. **Water Volume:** 20 - 40 L/acre.

## Application Tips

For optimum results, apply Axial Xtreme to actively growing weeds. An early application will maximize crop yields by reducing weed competition. Weeds emerging after application of Axial Xtreme will not be controlled.

Weed control following application of Axial Xtreme alone, or in combination with broadleaf weed herbicides, can be reduced or delayed under stress conditions such as drought, heat, insufficient fertility, flooding or prolonged cool temperatures. Optimum weed control will be obtained if the application of Axial Xtreme is delayed until the stress conditions have ended and weeds are once again actively growing.

## How it Works

Axial Xtreme is absorbed by the leaves and is rapidly translocated to the growing points of leaves and stems, affecting both exposed and underground plant tissue. Thorough coverage of the plants is essential for consistent control.

## Expected Results

Actively growing susceptible grasses stop growing within 48 hours of treatment. Depending on species, growing conditions and crop competition, leaves and growing points turn yellow within one to three weeks after application. Further colour changes and loss of vigour will be observed, followed by a browning and control three to five weeks after application.

## Restrictions

**Rainfall:** Axial Xtreme herbicide alone can be used one hour before rainfall. **Grazing:** Observe a minimum of 7 days before grazing livestock on crops treated with Axial Xtreme herbicide. **Pre-harvest Intervals:** 60 days after treatment for grain and straw and 30 days after treatment for hay. **Re-cropping:** Fields previously treated with Axial Xtreme can be seeded the following year to barley, canola, flax, forage grasses, lentils, mustard, oats, peas, rye or wheat.

## Environmental Precautions

This product is toxic to aquatic organisms and non-target terrestrial plants. Leave 15 metres between sprayed area and sensitive habitat.

## Toxicity

Acute Oral LD<sub>50</sub> (rats) = > 5,000 mg/kg; Acute Dermal LD<sub>50</sub> (rats) = > 5,000 mg/kg. Moderately irritating to eyes and skin.

## Storage

Heated storage not required. Store the product in closed, original container in a well ventilated room.

# Axial Xtreme iPak

Group 1, 4, 6, 27

## Formulation

Product	Company	Active ingredient	Formulation	Container size
Axial Xtreme (PCP# 30431)	Syngenta	Pinoxiden: 50 g/L + Fluroxypyr: 87.5 g/L	Emulsifiable concentrate	1 x 10 L, 80 L bulk
Infinity (PCP# 28738)	Bayer Crop Science	Pyrasulfotole: 37.5 g/L Bromoxynil: 210 g/L	Emulsifiable concentrate	6.7 L, 53.6 L bulk

## Axial Xtreme iPak (cont'd)

### Crops, Staging and Rates

Crop	Staging	Rate per acre	Specific comments
Spring wheat (excluding durum), winter wheat, and barley	1 leaf to flag leaf (11, 20 to 37). Caution: Do not apply past flag leaf stage	Axial Xtreme: 0.5 L/acre + Infinity: 0.33 L/acre	Addition of AMS to Axial Xtreme iPak is not required or supported

### Weeds and Staging

Grassy weeds controlled: 1-6 leaf unless otherwise noted

barnyard grass	proso millet	volunteer oats	yellow foxtail (wild millet)
green foxtail	volunteer canary seed	wild oats	

Broadleaf weeds controlled: including ALS (group 2) resistant biotypes

annual sow-thistle	flixweed	perennial sow-thistle <sup>1</sup>	stinkweed
chickweed	hemp-nettle	redroot pigweed	volunteer canola (all types)
cleavers	kochia (up to 10 cm)	round-leaved mallow	wild buckwheat
Canada thistle <sup>1</sup>	lamb's-quarters	Russian thistle (up to 10 cm ht.)	wild mustard
common ragweed	pale smartweed	shepherd's-purse	stork's-bill <sup>1</sup>
dandelion <sup>1</sup> (up to 10 cm in ht. and 25 cm in diameter)			

<sup>1</sup>Suppression only. Axial Xtreme iPak is a co-pack of Axial Xtreme and Infinity herbicides

### Registered Tank Mixes

None registered

### Application Information

**How to Apply:** With ground equipment ONLY. **Water Volume:** 20 - 40 L/acre

### Application Tips

For optimal control, apply Axial Xtreme iPak herbicide to actively growing weeds, ideally at the 2 - 3 leaf stage. Weeds emerging after application of Axial Xtreme iPak herbicide will not be controlled. Weed control following application of Axial Xtreme iPak can be reduced or delayed under stress conditions such as drought, heat, insufficient fertility, flooding, or prolonged cool temperatures.

Grassy weeds may regrow under stress conditions. Optimum weed control will be obtained if application of Axial Xtreme iPak is delayed until the stress conditions have ended, and weeds are once again actively growing. Do not apply to crop that is stressed by conditions such as frost, low fertility, flooding, disease or insect damage as crop injury may result.

### How it Works

Axial Xtreme is absorbed by the leaves and is rapidly translocated to the growing points of the leaves and stems, affecting both exposed and underground plant tissue. Thorough coverage of plants is essential for consistent control so higher water volumes are advised.

Pyrasulfotole is absorbed through leaves and is translocated to meristematic regions where it inhibits the HPPD enzyme. Pyrasulfotole inhibits plant pigment biosynthesis and photosynthesis.

### Expected Results

Actively growing susceptible grasses stop growing within 48 hours of treatment. Depending on species, growing conditions, and crop competition, leaves and growing points may turn yellow within one to three weeks after application. Further colour changes and loss of vigor will be observed, followed by a browning and control three to five weeks after application

### Restrictions

**Rainfall:** Axial Xtreme iPak herbicide can be used one hour before rainfall. Pre-harvest intervals: 60 days after treatment for grain and straw, and 30 days after treatment for hay. **Re-cropping:** Lentils should not be seeded for 22 months after the application of Axial Xtreme iPak herbicide. Do not plant field peas the year following an Axial Xtreme iPak herbicide application in the brown soil zone where organic matter content is below 2.5% and where soil pH is above 7.5.

**Environmental Precautions**

This product is toxic to aquatic organisms and non-target terrestrial plants. Leave 15 m between treated area and sensitive habitat.

**Toxicity**

Axial Xtreme: Acute oral LD<sub>50</sub> (rats) = > 5,000mg/kg. Dermal LD<sub>50</sub> (rats) = > 5,000 mg/kg. Moderately irritating to eyes and skin. Infinity: Acute oral LD<sub>50</sub> (rats) = > 300 - < 2,000 mg/kg.

**Storage**

Heated storage required.

# Barricade II/MP Foxy R

**Group 2, 4****Formulation**

Product	Company	Active ingredient	Formulation	Container size
Barricade SG (PCP# 29544)	FMC Corporation	Thifensulfuron-methyl: 25% + tribenuron-methyl: 25%	SG	486 g bottle
Perimeter II (PCP# 30094)		Fluroxypyr: 333 G/L	EC	3.4 L
MP Foxy R, a co-pack of MP Foxy (PCP# 32952) + MP Rumour SG (PCP# 33574)	NewAgco Inc.	Foxy – Fluroxypyr: 180 g/L	emulsifiable concentrate	2 x 6.4 L OR 77 L drum
		Rumour – Thifensulfuron methyl: 25% + tribenuron methyl: 25%	soluble granule	2 x 320 g OR 12 x 320 g

40 acres per case.

**Crops, Staging and Rates**

**Rate:** Barricade SG/Rumour SG 12 g/acre. Perimeter II: 85 mL/acre, Foxy R: 121 mL/acre. **Surfactant:** non-ionic surfactant (Agral 90, Ag-Surf, Liberate Adjuvant, Ag-Surf II, HiActivate, Super Spreader adjuvant, Enhance at 0.2 L/100 L of spray solution).

Crop	Staging
Spring and durum wheat, barley, oats*	2 - flag leaf stage
Winter wheat	3 tiller to flag leaf

\* On oats only when tank mixed with MCPA Ester, 2 leaf to flag leaf stage.

**Weeds and Staging**

Unless otherwise noted, apply to young and actively growing weeds that are less than 10 cm in height or width.

Canada thistle*	hemp nettle	perennial sow thistle	stork's bill (1 - 6 leaf)
cleavers (1 - 6 whorl)	kochia (up to 8 leaf)	redroot pigweed	volunteer canola (excluding Group 2 tolerant varieties)
common chickweed	lady's-thumb	round-leaved mallow (1 - 5 leaf)	volunteer flax (up to 12 cm)
cow cockle	lamb's-quarters	Russian thistle	wild buckwheat
flixweed	narrow-leaved hawk's-beard	shepherd's purse (to 20 cm)	wild mustard
green smartweed	night-flowering catchfly	stinkweed	

\* Suppression

**Barricade II/MP Foxy R (cont'd)****Registered Tank Mixes**

Product	Rate	Additional weeds controlled
MCPA 500 ester	226 mL/acre	white cockle (<10 cm), volunteer Group 2 tolerant canola only when tank mixed with MCPA Ester (2 - 4 leaf), dandelion (spring and fall rosettes, ≤ 15 cm), scentless chamomile (10 cm)
MCPA 600 ester	190 mL/acre	
MCPA Ester 500 (600) + Horizon 240 EC + Score adjuvant	MCPA ester 500 (600): 226 mL (190 mL)/acre + Horizon 240 EC: 93 mL/acre + Score adjuvant: 323 mL/acre	Same as MCPA plus wild oats
MCPA Ester 500 (600) + Simplicity + adjuvant	MCPA ester 500 (600): 226 mL (190 mL)/acre + Simplicity: 200 mL/acre + non-ionic adjuvant: 2.5 L/1,000 L spray solution	Same as MCPA plus wild oats
MCPA Ester 500 (600) + Traxos	MCPA ester 500 (600): 226 mL (190 mL)/acre + Traxos: 500 mL/ac	Same as MCPA plus wild oats
Simplicity + non-ionic surfactant	202 mL/acre + 0.25%v/v (2.5 litres/1,000 L of spray solution)	Above weeds plus weeds listed on the Simplicity label

FMC Corporation supports the following mixes that are not on the Barricade II label. Apply mixes according to the most restrictive use limitations for either product.

**Herbicides:** Assert; Everest 3.0, clodinafop; Axial; Puma Advance; Simplicity, Traxos; Varro, GP herbicide, Simplicity GoDRI, Acapela fungicide.

**Application Information**

**With:** Ground or aerial. **Water volume:** 22 L/acre (minimum). Aerial - 10 L/acre.

**Mixing Instructions**

Fill with water to  $\frac{2}{3}$  using continuous agitation; add Barricade SG, agitate for 5 minutes, then add tank mix partner. If tank mix partner is an emulsifiable concentrate, reduce agitation to prevent invert emulsion. Complete filling tank and spray.

**Application Tips**

Higher spray volumes needed with a dense crop canopy and/or large weeds. Weeds should be less than 10 cm tall or across at application. Barricade left in the tank for more than 24 hours might have reduced effectiveness. When crop is under stress, application may result in crop injury such as temporary crop colour lightening or a slight height reduction. Clean sprayer immediately after application and use ammonia.

**Note:** Perimeter activity is influenced by weather conditions. Optimum activity requires active crop and weed growth. The temperature range for optimum activity is 12°C to 24°C. Reduced activity will occur when temperatures are below 8°C or above 27°C. Frost before application (3 days) or shortly after (3 days) may reduce weed control and crop tolerance. Weed control may be reduced during stress conditions, e.g. drought, heat or cold stress, or if weeds have initiated flowering, or if heavy infestations exist.

**How it Works**

Absorbed through foliage. Inhibits cell elongation. Causes stem elongation, leaf cupping or curling.

**Expected Results**

Growth stops immediately. Discoloration of dying weeds may not be noticeable for 1 - 3 weeks after application, depending on growing conditions and weed species. Poor results may be expected if there is improper mixing, timing, coverage or when weeds are under drought stress.

**Restrictions**

**Rainfall:** Rainfall within 1 hour of application may reduce weed control. **Grazing:** May not be grazed or fed to livestock within 7 days of application. **Pre-harvest Intervals:** Allow 60 days between application and harvest.

**Recropping:** Barley, canola, flax, forage grasses, lentils, alfalfa, field corn, dry bean, fababean, potato, soybean, sugar beet, sunflower, mustard, oats, peas, rye or wheat can be seeded the following year after application, or field can be summerfallowed.



**Environmental Precautions**

For ground application, use a 15 m buffer between sprayed area and sensitive habitat. Use 100 m buffer for rotary wing aircraft, 125 m for fixed wing. Do not contaminate water when cleaning equipment.

**Toxicity**

Barricade is a combination package of 2 products: Barricade SG and Perimeter II: Barricade SG: Low oral toxicity. Oral LD<sub>50</sub> (rats) = > 5,000 mg/kg. Perimeter II: Moderate oral toxicity. Acute oral LD<sub>50</sub> (rats) = > 5,000 mg/kg. Eye irritant, skin irritant.

**Storage**

Store in a cool, dry place. May be frozen. If frozen, bring to room temperature and agitate before use. This product is COMBUSTIBLE. DO NOT store near heat or open flame.

# Basagran/Basagran Forte/Benta Super/ MP Boa/Broadloom

Group 6

**Formulation**

Product	Company	Active ingredient	Formulation	Container size
Basagran (PCP# 12221)	BASF Canada	Bentazon: 480 g/L	Solution	Basagran 2 x 9 L
Basagran Forte (PCP# 22006)				Basagran Forte 2 x 10 L
Benta Super (PCP# 32827)	Sharda Cropchem Ltd.			2 x 9 L
MP Boa (PCP# 33011)	New Agco Inc.			2 x 7.25 L, 109 L drum
Broadloom (PCP# 32661)	UPL AgroSolutions			2 x 9.1 L, 116 L

**Note:** Basagran Forte has a built-in adjuvant. Using Basagran/Broadloom, Benta Super and MP Boa requires the use of a surfactant (not included in package).

**Crops, Staging and Rates**

Rate: 710 - 910 mL/acre

Crop	Stage	Stage of crop for optimum weed control
<b>Basagran, Benta Super, Boa and Basagran Forte</b>		
Corn (grain, silage, sweet, seed)	No stage restriction	1 - 5 leaf stage
Dry common beans*	After 1st trifoliolate stage	1 - 3 trifoliolate stage
Fababeans	After 2 - 3 leaf stage or crop is 10 cm high	Soon after 3 leaf stage
Flax (excluding low linolenic acid varieties with Basagran Forte)	When crop is 5 cm or higher	Soon after 5 cm height
Peas (field and processing)	After 3 pairs of leaves (or 3 nodes) are present	Soon after peas have 3 pairs of leaves form
Spring wheat (excluding durum) <sup>1</sup>	No stage restrictions	2 - 4 leaf stage
Soybeans	No stage restriction	Unifoliolate - 2 expanded trifoliolate
Forage grasses for seed production (bromegrass, creeping red fescue, crested wheatgrass, meadow foxtail, orchard grass, timothy) <sup>1</sup>	1 - 7 leaf stage	2 - 5 leaf stage of seedling forage grasses

## Basagran/Basagran Forte/Benta Super/MP Boa/Broadloom (cont'd)

Crop	Stage	Stage of crop for optimum weed control
<b>Basagran, Benta Super, Boa and Basagran Forte</b>		
<b>Forage legumes (seedling) for seed production* (alfalfa, alsike clover, red clover, sainfoin)<sup>1</sup></b>	After the 3rd trifoliolate leaf	
<b>Forage legumes (established alfalfa and alsike clover for seed production)<sup>1 3</sup></b>	Prior to flowering	
<b>Forage legumes (established sweet clover, red clover and sainfoin)<sup>1</sup></b>	7.5 - 25 cm high	After crop is 7.5 cm and before crop canopy closes
<b>Forage millet and forage sorghum<sup>2</sup></b>	3 - 6 leaf, prior to canopy closure	

\* Dry common beans varieties including but not limited to: white, kidney, black, pinto, great northern, pink, small red, cranberry, otebo) and most snap common beans including snap beans. Not all dry bean varieties have been tested for tolerance to Basagran. Test a small area of new variety for tolerance prior to field scale use. <sup>1</sup>Only registered for use with Basagran/Benta Super/Boa.<sup>2</sup> Forage millet and forage sorghum registered only with Basagran and Basagran Forte. <sup>3</sup>Broadloom only registered for use on alsike clover at seedling stage, not established stands. NewAgco supports the following tank mixes: Assure/Quiz (dry bean only), Solo, Pinnacle, 2,4-D Amine, 2,4-D Ester.

## Weeds, Rates and Staging

Annual Weeds	0.71 L per acre		0.91 L per acre	
	Inches	Maximum	Inches	Maximum
Buttercup			2 - 4	6
Cleavers			1 - 3 whorl stage	
Cocklebur	3 - 7	6	7 - 12	10
Common chickweed			1 - 3 weeks after emergence	
Common groundsel			2 - 4	
Common ragweed			1 - 2	6
Corn spurry			1 - 4	
Flower of an hour	1 - 2	6	2 - 4	10
Giant ragweed			2 - 6	4
Hairy galinsoga			2 - 3	6
Hairy nightshade			0.2 - 0.8	6
Lady's-thumb (smartweed)	1 - 3	6	3 - 8	10
Lamb's-quarters			0.5 - 1.0	8
Purslane			1 - 2	6
Redroot pigweed (suppression only)			0.5 - 1.5	4
Russian thistle (suppression only)			1 - 3	4
Shepherd's-purse	Rosette - 4	6	4 - 10	6
Stinkweed	Rosette - 2	6	2 - 6	6
Stork's-bill			1.5 - 4	2 to 6 leaf stage
Volunteer canola	0.75 - 6	8	0.75 - 6	8
Wild mustard	1 - 5	6	5 - 10	10
Wild radish			1 - 2	6

Annual Weeds	0.71 L per acre		0.91 L per acre	
	Inches	Maximum	Inches	Maximum
Perennial Weeds. Repeat application 7 to 15 days after first application (if necessary)				
Canada thistle	6 - 8			
Field bindweed	1 - 2.5			
Yellow nutsedge	6 - 8			

### Registered Tank Mixes

Tank mix partner	Crop	Basagran
2,4-D Amine or Ester (500 mL AI/L): 300 - 400 mL/acre*	Spring wheat	400 mL/acre
Assure II: 255 mL/acre	Pinto, pink, small red, Great Northern bean	710 - 910 mL/acre
Pinnacle (2.2 to 3.2 g/acre)*	Soybean	3.3 or 4.8 g/acre
Solo (11.7 g/acre) + 28- 0-0 UAN(0.8 L/acre	Dry bean only	Basagran Forte (505 mL/acre)
Viper ADV (404 mL/acre) + 28% UAN (809 mL/acre)	Dry bean	Basagran Forte (146 mL/acre)

\* Also registered mix with Benta Super.

### Application Information

Basagran/Benta Super/Boa may be applied with ground equipment or by air (soybeans and dry beans only by air). Basagran Forte can only be applied by ground equipment. **Water Volume:** 40 - 160 L/acre.

### Application Tips

Do not apply to crops that have been stressed as crop injury may result. Best results are when weeds are young and actively growing. Apply Basagran/Benta Super/Boa to stork's-bill at the 2 - 6 leaf stage and to cleavers at the 1 - 3 whorl stage.

### How it Works

Contact herbicide that interferes with photosynthesis. In resistant plants, bentazon metabolizes to a non-toxic material. Uptake into the plant occurs primarily through the leaves. Thorough coverage of foliage is important for consistent weed control.

### Expected Results

**Weeds:** Weeds turn yellow initially and then brown, usually within 2 weeks. Crops: Yellowing, bronzing, speckling or burning occurs sometimes. The crop usually outgrows the condition within 10 days. Poor results may be expected when weeds are beyond recommended growth stage, when spray coverage is poor or under poor growing conditions (cool weather conditions or drought).

### Restrictions

**Rainfall:** Rainfall within 6 - 8 hours of application may reduce activity. **Grazing:** Do not graze treated fields or cut treated forage for silage or hay; sufficient data are not available to support such use. **Re-cropping:** No restrictions the year after treatment.

### Environmental Precautions

Basagran/Basagran Forte/Benta Super/Boa is toxic to aquatic organisms, including fish. Do not apply this product directly or contaminate aquatic habitats or water sources. **Leaching:** The use of bentazon may result in contamination of groundwater, particularly in areas where soils are permeable. **Drift:** Avoid drift into non-target areas.

### Toxicity

**Ingestion:** moderate toxicity: Acute oral LD<sub>50</sub> (rats) = 2,063 mg/kg. Slightly toxic to fish. Non-toxic to birds and bees.

### Storage

Store in a heated place; freezing will not affect activity.

# Batalium

**Group 2, 4, 6**

## Formulation

Product	Company	Active ingredient	Formulation	Container size
Batalium (PCP# 33372)	UPL Agro Solutions	Flucarbazone: 20.4 g/L Fluroxypyr: 90.5 g/L MCPA: 241 g/L Bromoxynil: 241 g/L	Suspension concentrate	9.4 L

One jug will treat 20 acres.

## Crops, Staging and Rates

Rate: 472 mL/acre

Crop	Staging
Spring wheat, Durum wheat, winter wheat	Two leaf to a maximum of four leaves on the main stem, plus two tillers (6 total leaves).

Caution: Do not apply to wheat underseeded to legumes.

## Weeds, Rate and Staging

Grass weeds: 1 - 6 leaf unless stated otherwise.

barnyard grass (suppression)	Japanese brome (1 - 4 leaf)	wild oat
green foxtail	tame oat (volunteer)	yellow foxtail (suppression)

Broadleaf weeds Controlled: Up to 4 leaf unless stated otherwise.

American nightshade	flixweed	scentless chamomile
ball mustard (2 to 4 leaf)	green smartweed (2 - 6 leaf)	shepherd's-purse (2 - 6 leaf)
bluebur	kochia 2 (up to 5 cm)	stinkweed (2 - 9 leaf)
canola (volunteer; 2 to 6 leaf)	lady's-thumb	sunflower (volunteer)
cleavers (1 - 4 whorl)	lamb's-quarters (up to 8 leaf)	tartary buckwheat (up to 8 leaf)
cocklebur	night flowering catchfly	velvet leaf 3
common buckwheat (up to 8 leaf)	pale smartweed	wild buckwheat (up to 8 leaf)
common groundsel (up to 8 leaf)	prickly lettuce 1 (up to 12 leaf)	wild mustard (2 - 6 leaf)
common ragweed (up to 8 leaf)	redroot pigweed (2 - 6 leaf)	wild tomato
cow cockle	Russian thistle	wormseed mustard (up to 8 leaf)
flax (volunteer; 1 - 12 cm)		

<sup>1</sup> Suppression only in winter wheat <sup>2</sup> Including group 2, 4 and 9 resistant biotypes <sup>3</sup> Before 8 cm

Broadleaf weeds suppressed

Canada thistle (top growth)	perennial sow-thistle (top growth)	stork's-bill (1 - 8 leaf)
-----------------------------	------------------------------------	---------------------------

## Registered Tank Mixes

Tank mix partner	Tank mixture rate	Remarks
MCPA Ester	185 mL/acre MCPA Ester 600 (275g ae/ha)	Hemp-nettle (up to 4 leaf)

Note: Batalium must be applied with a non-ionic surfactant (such as Agral 90, Ag-Surf, Surf 92, Super Spreader, LI 700 at 0.25% v/v or 0.25 L per 100 L spray solution).

## Application Information

**Apply with:** Ground equipment or by air. **Water Volume:** 22.5 - 45 L/acre ground application, >11 L/acre aerial application.

### Application Tips

For best results, apply to wheat and weeds that are actively growing in the stages listed. Wheat exposed to water-logged or saturated soils, or temperature extremes such as heat or cold, or drought, or low fertility or plant disease at application time could show unacceptable injury symptoms. Weed control also may be reduced by these same conditions, or if heavy weed infestations exist, or when applications are made outside the application recommendations.

### How it Works

Flucarbazone sodium is a systemic herbicide that is absorbed by both leaves and roots and moves rapidly to the growing point of the plant. Fluroxypyr and MCPA are absorbed by the leaves and translocated to the target site. Bromoxynil is a contact herbicide and requires good coverage of foliage.

### Expected Results

Growth of susceptible plants stops soon after application. Symptoms include discolouration (yellowing, reddening and purpling), and complete control may take 1 to 2 weeks.

### Restrictions

**Rainfall:** Do not apply if it is raining or rainfall is expected within 1 hour after application. **Grazing:** Do not graze treated fields or use green crop for feed. Wheat grain or straw from harvested treated fields may be fed to livestock. **Pre-harvest Intervals:** Observe minimum interval to harvest of 80 days after treatment. **Re-cropping:** The following crops may be planted 11 months after an application of Batalium. Grey-Wooded Soils – spring wheat, barley, canola and field pea\*. Dark Brown Soils – spring wheat, barley, canola, field pea\*, flax, durum wheat, soybeans, sunflower. Black Soils – same as Brown Soils + field bean. Brown Soils – only spring wheat.

\*Field pea can be successfully grown the year following Batalium application providing the following three criteria are all met: 1. Soil pH must be below 7.5. 2. Organic matter content must be above 4%. 3. Precipitation must be equal to or above the 10 year average (minimum 100 mm within 60 days of application in year of application).

### Environmental Precautions

Do not allow this chemical to drift onto other crops, especially canola, tame oat, or other non target crops.

### Toxicity

Acute mammalian toxicity, Acute oral LD<sub>50</sub> (rats) 550 mg/kg.

### Storage

Heated storage is required.

## Betamix β

Group 5

### Formulation

Product	Company	Active ingredient	Formulation	Container size
Betamix β (PCP# 28650)	Bayer CropScience Inc.	Phenmedipham: 153 g/L + desmedipham:153 g/L	Emulsifiable concentrate	10 L

### Crops, Staging and Rates

Apply to sugar beet past the 2-true leaf stage. **Rate:** Betamix β: 0.47 - 1.9 L/acre. Select rate based on formulation used as a broadcast equivalent in a maximum of 42 litres of water for each litre of Betamix. Use low rate on early cotyledon beets and high rate on beets with at least 4 fully expanded leaves. Repeat application for improved weed control.

**Betamix β (cont'd)****Weeds and Staging**

Weeds controlled at cotyledons to 4-leaf stage:

green foxtail	mustard	redroot pigweed	wild buckwheat
kochia	nightshade	stinkweed	yellow foxtail
lamb's-quarters	ragweed		

**Registered Tank Mixes**

Tank mix partner	Tank mixture rate	Remarks
<b>Upbeet</b>	Betamix β: 0.36 L/acre Plus Upbeet: 14 - 28 g/acre	Do not add adjuvant. A second application should be made 5 - 10 days later or as weeds germinate.

**Application Information**

**How to Apply:** Ground only. Do not apply by air. Water Volume: 40 - 80 L/acre for Betamix β.

**Application Tips**

Avoid spraying until mid-afternoon when daytime temperatures will exceed 22°C. High humidity increases efficacy. Best results are obtained with repeat applications of the lowest rate commencing when the first weeds emerge. Do not apply during periods of dead calm. Avoid application when winds are gusty.

**How it Works**

Absorbed through leaves. Sharply inhibits rate of assimilation of CO<sub>2</sub> in treated plants within 6 hours. Resistant species (sugar beets) begin recovery in this time while susceptible species do not.

**Expected Results**

Under warm conditions, weed kill is complete in 4 - 7 days. Cool conditions require longer periods of up to 2 weeks.

**Restrictions**

**Rainfall:** Rainfall within 6 hours of application may reduce weed kill. **Grazing:** Do not graze treated crops or use for livestock feed; sufficient data are not available to support such use. **Pre-harvest Intervals:** Do not apply to sugar beet later than 60 days prior to harvest. **Recropping:** Recropping restrictions not specified on the label.

**Environmental Precautions**

This product is toxic to non-target terrestrial and aquatic plants, fish and other aquatic organisms. Avoid contamination of aquatic habitats by use the recommended buffer zones.

**Toxicity**

Phenmedipham: Acute oral LD<sub>50</sub> (rats) = > 8,000 mg/kg. Desmedipham: Acute oral LD<sub>50</sub> (rats) = > 10,250 mg/kg. Toxic to fish.

**Storage**

Do not store below 0°C.

# BlackHawk

**Group 4, 14****Formulation**

Product	Company	Active ingredient	Formulation	Container size
<b>Blackhawk (PCP# 32111)</b>	Nufarm Agriculture	Pyraflufen-ethyl: 6.1 g/L + 2,4-D ester: 473g ae/L	Emulsifiable concentrate	2 x 9 L, 96 L, 480 L

One case treats 60 acres; one drum treats 320 acres.

## Crops, Staging and Rates

Crop	Staging (Zadoks growth stage)
Wheat, barley, spring and winter rye, triticale, canaryseed, soybean	Pre-seed or prior to crop emergence – maximum of 3 days after seeding.
Field corn	Apply up to a minimum of 3 days prior to planting.
Oats	Apply up to a minimum of 7 days prior to planting.
Summerfallow/fall burndown	Applications can be made up until soil freeze in the fall with no spring re-cropping restrictions.

## Weeds, Rates and Staging

Up to 4 leaf unless otherwise stated. 300 mL/acre.

annual sow thistle	false flax	mustard (except dog and tansy)	redroot pigweed	thyme-leaved spurge
burdock	false ragweed	narrow-leaved hawk's beard	Russian pigweed	vol. canola
Canada fleabane	flixweed	(in fall and at 1 - 2 leaf in spring)	Russian thistle	wild buckwheat*
cleavers	giant ragweed	night flowering catchfly	shepherd's purse	wild mustard*
cocklebur	goat's beard	plantain	stinging nettle	wild radish
cow cockle	kochia	ragweeds	stinkweed	wild sunflower
daisy fleabane	lamb's quarters		sweet clover (seedlings)	
dandelion (spring seedlings)	mallow			

\* Suppression

## Registered Tank Mixes

Tank mix partner	Tank mixture rate	Crop Stage
glyphosate	0.5 - 1 L/acre (360 ai/L)	Prior to emergence or most restrictive tank mix partner label.
Valtera	57 - 85 g/acre	
Fierce	85 g/acre	

## Application Information

Apply with ground equipment only. **Water volume:** Minimum 40 L/acre.

## Application Tips

Good growing conditions promote weed growth and enhance the activity of BlackHawk. Weeds hardened off by cold weather or drought stress may not be controlled. Insufficient water volumes or coarse sprays may also reduce control levels.

## How it Works

BlackHawk Herbicide is designed for use as a contact and systemic herbicide for broadleaf weed control. Pyraflufen-ethyl, a member of the phenyl pyrazole class of herbicides, inhibits the protoporphyrinogen oxidase (PPO) enzyme, which results in cell membrane destruction and necrosis. 2,4-D ester, a member of the phenoxy class of herbicides, mimics the plant growth regulator indol-3-acetic acid (auxin), interfering with cell enlargement and division as well as development in susceptible plants.

## Expected Results

Symptoms appear very rapidly (a few hours under bright conditions). Leaves of weeds take on a water-soaked appearance, followed by wilting and necrosis. Susceptible plants become malformed before they die. Complete death occurs within a few days.

## Restrictions

**Rainfall:** Should be rainfast in 1 hour. **Grazing:** Do not permit lactating dairy animals to graze fields within 7 days after application. Do not harvest or cut treated crops for forage until 30 days after application. Withdraw meat animals from treated fields at least 3 days before slaughter. **Re-cropping:** All crops can be seeded 30 days after an application of Blackhawk herbicide.

## Environmental Precautions

**Runoff:** Avoid application when heavy rain is forecast or to areas with steep slopes and/or compacted clay soils.

**BlackHawk (cont'd)****Toxicity**

Blackhawk herbicide is toxic to aquatic organisms and non-target terrestrial plants. Observe a buffer zone listed on Blackhawk label and minimize spray drift.

**Storage**

Storage below 0 °C will not impair the effectiveness of BlackHawk herbicide; however, if frozen, return to original state but allowing to warm to 10 to 20 °C and agitate thoroughly before use.

# Broadband

**Group 1, 2****Formulation**

Product	Company	Active ingredient	Formulation	Container size
<b>Broadband (PCP# 29138)</b>	Syngenta	Pinoxaden: 92.7 g/L + florasulam: 7.7 g/L	Emulsifiable concentrate	1 x 10.53 L, 84.24 L
<b>Adigor (adjuvant) (PCP# 28151)</b>		48.8% rapeseed oil + 28.2% alcohol	Liquid	1 x 11.3 L, 90.4 L

**Crops and Staging**

Apply to barley and spring wheat (excluding durum) from 1 leaf to flag leaf stage.

**Weeds, Rates and Staging**

**Rate:** Broadband: 263 mL/acre + Adigor adjuvant: 283 mL/acre.

**Grassy weeds:** 1 - 6 leaf stage prior to 4th tiller

barnyard grass	proso millet	volunteer canarygrass	yellow foxtail
green foxtail	volunteer oats	wild oats	

**Broadleaf weeds:** 1 - 6 leaf stage

annual sow-thistle (suppression)	hemp-nettle (suppression) lady's-thumb	red-root pigweed (suppression) shepherd's-purse	wild buckwheat wild mustard
cleavers	perennial sow-thistle (suppression)*	smartweed stinkweed	volunteer canola (except Group 2 tolerant canola)

MCPA Ester or Curtail M tank mix to Broadband will control Group 2 tolerant Canola. \* Applications made at advanced leaf stages will reduce product effectiveness.

**Registered Tank Mixes**

Tank mix products	Crop	Rate of Broadband	Notes and additional weeds controlled
<b>MCPA ester 600: 236 mL/acre</b>	Spring wheat (excluding durum) and barley	Broadband: 263 mL/acre	lamb's-quarters, ball mustard, common ragweed, hemp nettle, Canada thistle(top growth control), stork's-bill, flixweed, burdock, Russian thistle, prickly lettuce, dandelion(suppression)
<b>Curtail M: 606 mL/acre</b>			All of the above plus control of Canada thistle and annual and perennial sowthistle.
<b>Tilt: 250 - 500 mL/acre</b>			

**Application Information**

**How to Apply:** Ground only. Do not apply by air. Water Volume: 20 - 40 L/acre.



### Application Tips

For optimum results, apply Broadband herbicide to actively growing weeds. Weeds emerging after application of Broadband will not be controlled. Do not apply to crops stressed by conditions such as frost, low fertility, drought, flooding, disease or insect damage as crop injury may result.

### How it Works

Broadband herbicide is absorbed by the leaves and is rapidly translocated to the growing points of leaves and stems of target weeds. It must be applied early post emergence to the main flush of actively growing annual broadleaf and grass weeds. Thorough coverage of the plants is essential for consistent control.

### Expected Results

Broadband is a systemic, post-emergence herbicide. Broadband herbicide stops growth of susceptible weeds rapidly. Actively growing, susceptible grass and broadleaf weeds stop growing within 48 hours of treatment; however, typical symptoms (discolouration) of dying broadleaf weeds may not be noticeable for 1 to 2 weeks after application. Depending on species, growing conditions and crop competition, leaves and growing points of annual grass weeds turn yellow within one to three weeks after application. Further colour changes and loss of vigour will be observed, followed by a browning and control 3 to 5 weeks after application.

### Restrictions

**Rainfall:** Broadband alone can be used one hour before rainfall. **Grazing:** Wait a minimum of 7 days before grazing livestock on treated crops. **Pre-harvest Intervals:** Observe minimum interval to harvest of 60 days after treatment for grain and straw and of 30 days after treatment for hay. **Re-cropping:** On fields sprayed with Broadband, no crop may be seeded until the following year. There are no crop rotation limitations the year following application of Broadband.

### Environmental Precautions

The active ingredient, pinoxaden, is non-toxic to birds and insects (bees) and slightly toxic to aquatic organisms. The active ingredient, florasulam, is practically non-toxic to insects (bees), aquatic invertebrates (water flea), fish, and is non-toxic to slightly toxic to birds. Avoid contamination of water supplies or aquatic habitats.

### Toxicity

Acute oral toxicity: LD<sub>50</sub> (rats) = 3,129 mg/kg. Broadband herbicide contains materials that may cause severe pneumonitis if aspirated.

### Storage

Heated storage required. Store the product in closed, original container in a well ventilated room.

## Buctril M/Logic M/Mextrol 450/Badge II/ MP Buck M

Group 4, 6

### Formulation

Product	Company	Active ingredient	Formulation	Container size
Buctril M (PCP# 18022)	Bayer CropSciences	Bromoxynil: 280 g/L + MCPA: 280 g/L	Emulsifiable concentrate	8 L, 128 L, 400 L
Logic M (PCP# 28109)	IPCO	Bromoxynil: 225 g/L + MCPA: 225 g/L		2 x 10 L, 115 L
Mextrol 450 (PCP# 26999)	Nufarm Agriculture	Bromoxynil: 225 g/L + MCPA: 225 g/L		2 x 10 L, 100 L, 500 L
Badge II (PCP# 30370)	ADAMA Canada	Bromoxynil: 225 g/L + MCPA: 225 g/L	Emulsifiable concentrate	2 x 10 L, 120 L
MP Buck M (PCP# 32685)	New Agco Inc.	Bromoxynil: 225 g/L + MCPA: 225 g/L		2 x 10 L, 150 L

**Buctril M/Logic M/Mextrol 450/Badge II/MP Buck M (cont'd)****Crops, Staging and Rates**

**Rates:** Buctril M: 0.4 L/acre. Logic M, Mextrol 450, Badge II, Buck M: 0.5 L/acre.

Crop	Staging
<b>Field crops</b>	
Barley, oats, spring wheat including durum	2 leaf to early flag leaf
Winter wheat - fall or spring applied	2 to 4-leaf stage in the fall or from the time growth commences to the early flag leaf stage in the spring
Fall rye	When growth commences to the early flag leaf stage in the spring.
Perennial cereal rye*	Seedling: 2 to 4-leaf stage in the fall or from the time growth commences to the early flag leaf stage in the spring. Established: 2-leaf until early flag leaf stage
Canary seed	3 to 5 leaf stage
Flax (including low linolenic acid varieties)	5 cm high up to the early flower bud stage. Best tolerance occurs when flax is 5 - 10 cm high
Corn	4 - 6 leaf stage
<b>Seedling forage grasses (seed production)</b>	
Bromegrass, creeping red fescue, crested wheatgrass, intermediate wheatgrass meadow fescue, meadow foxtail, orchard grass, reed canarygrass, Russian wild rye, slender wheatgrass, tall fescue, tall wheatgrass, timothy, meadow bromegrass, streamback wheatgrass	2 - 4 leaf stage
<b>Established grasses (not underseeded to legumes)</b>	
Timothy (for seed or hay)	3 - 6 leaf stage

\* Application onto perennial cereal rye registered with Buctril M only. Agricity supports the following tank mixes: Aurora/Horizon, HellCat/Puma, Everest, MPower RX, Axial, and Simplicity. Independence/Select on flax only.

**Weeds, Rates and Staging**

Seedling to 4 leaf

American nightshade	cocklebur	kochia**	pale smartweed	shepherd's-purse
ball mustard	cow cockle*	jimsonweed	redroot pigweed	volunteer canola
bluebur	flixweed	lady's-thumb	Russian thistle**	volunteer sunflower
	green smartweed	night flowering catchfly	scentless chamomile***	

Seedling to 6 leaf

wild tomato

Seedling to 8 leaf

common groundsel	common ragweed	stinkweed	wild buckwheat	wormseed mustard
common buckwheat	lamb's-quarters	tartary buckwheat	wild mustard	

Suppression

Canada thistle	perennial sow thistle	prickly lettuce†
----------------	-----------------------	------------------

\* In normal conditions, cow cockle will be controlled up to the 4-leaf stage. Plants beyond this stage are unlikely to be controlled. \*\* Spray before plants are 5 cm high. \*\*\* Spring annuals only. † Prickly lettuce in winter wheat only, from the 2 - 12 leaf stage

**Registered Tank Mixes**

Not all tank mixes are registered with all products. Check labels for registered mixes.

Tank mix partners	Crop	Buctril M, Logic M, Mextrol 450, Badge II	Crop stage/comments
MCPA amine, ester, K-salt (222 mL/acre at 500 g A.I./L formulation)	Spring wheat (including durum*), barley and oats	400 mL/acre Buctril M; 500 mL/acre Logic M, Mextrol 450, Badge II	2 leaf until the early flag leaf stage

Tank mix partners	Crop	Buctril M, Logic M, Mextrol 450, Badge II	Crop stage/comments
Achieve Liquid (200 mL/acre) + Turbocharge 0.5% v/v / Nufarm Tralkoxydim (200 mL/acre) + Nufarm Tralkoxydim adjuvant 0.5% v/v or Bison 400L (200 mL/acre) + 0.5% v/v Addit	Spring wheat (including durum) and barley	Same rate for all mixes	2 leaf until the early flag leaf stage
Ally (3 g/acre) + non-ionic surfactant (0.5%v/v)			
Puma Advance (206 - 412 mL/acre) or Bengal: 156 - 312 mL/acre with Badge: 156 - 312 mL/acre with Buctril M or Mextrol	Spring wheat (including durum) and barley	Same rate for all mixes	Wheat: 2 - 6 leaf stage plus 3 tillers Barley: 2 - 5 leaf stage plus 2 tillers
Puma Advance (412 mL/acre) + Refine SG 4 g/acre	Spring wheat (including durum) and barley	Same rate for all mixes	Wheat: 2 - 6 leaf stage plus 3 tillers Barley: 2 - 6 leaf stage plus 3 tillers
Refine SG 4 g/acre + non-ionic surfactant at 0.2% v/v	Spring wheat (including durum) and barley	Same rate for all mixes	2 leaf - early flag for crop
Everest (17 g/acre) + non-ionic surfactant 0.25% v/v)	Spring wheat, durum	Same rate for all mixes	2 - 4 leaf stage plus 2 tillers
Horizon (93 mL/acre) + Score (0.8% v/v) or Signal (93 mL/acre) + Nufarm Enhance (0.25% v/v) or Ladder (93 mL/acre + 0.25% v/v MANA 80 adjuvant)	Spring wheat, durum	Same rate for all mixes	2 flag leaf stage
Varro (200 mL/acre)	Spring wheat, durum	Buctril M 400 mL/acre	2 - 6 leaf stage plus 3 tillers but prior to jointing (presence of first node)
Axial (243 mL/acre) + Adigor (283 mL/acre) or Axial (480 mL/acre)	Spring wheat and barley	Same rate for all mixes	2 - 6 leaf stage prior to 4th tiller
Atrazine (450 - 900 mL/acre)	Corn	Same rate for all mixes	4 - 6 leaf stage
Select or Centurion (76 mL/acre) + Amigo (500 mL/acre) or Arrow 240 EC (76 - 152 mL/acre) + X-Act (0.5 - 1% v/v)	Flax	Same rate for all mixes	5 - 10 cm high
Poast Ultra (130 - 190 mL/acre) + Merge adjuvant (1 L/acre)	Flax	Same rate for all mixes	5 - 10 cm high

Bayer CropScience also supports mixes containing Buctril M and Traxos or Tilt or Sevin XLR which are not on the Buctril M label. Apply mixes according to the most restrictive use limitations for either product.

### Application Information

**How to Apply:** Ground and air (for wheat, barley and oats only). **Water Volume:** Ground: 20 L/acre or more. Corn: 80 - 120 L/acre. Seedling grasses: 60 L/acre. Established timothy: 60 L/acre. Air: 8 L/acre or more.

### Application Tips

Avoid spraying during a severe drought. Under conditions of high temperature and humidity, slight discoloration of cereals may occur but no effect on crop yields. Flax is less tolerant than cereals; therefore, do not spray flax in hot, humid weather when daytime temperatures are over 25 - 29°C. Best results are achieved when weeds are sprayed in seedling stage, with good spray coverage. Corn: Buctril M at 400 mL/acre (or Mextrol/Badge/Logic M at 500 mL/acre) as an overall spray only up to 6 leaf stage. Buctril M + Atrazine (or Mextrol/Badge/Logic M + Atrazine) for a broader spectrum of weed control. Cultivation after application is not recommended.

**Buctril M/Logic M/Mextrol 450/Badge II/MP Buck M (cont'd)****How it Works**

Bromoxynil is a contact type herbicide; therefore, good spray coverage is essential. Inhibits photosynthesis and plant respiration. MCPA is absorbed through leaves and is readily translocated in the plant.

**Expected Results**

Small burnt spots on the leaf can appear within hours; death takes up to 2 weeks. Poor results may be expected if poor coverage. Poor penetration through dense crop canopy.

**Restrictions**

**Rainfall:** Rainfall within 1 hour of application may reduce weed control. **Grazing:** Do not graze or harvest for greenfeed until 30 days after treatment. **Pre-harvest Intervals:** Do not cut treated crops for forage until 30 days after application. **Re-cropping:** No restrictions. **Re-entry:** DO NOT enter treated fields for at least 24 hours.

**Environmental Precautions**

Buctril M/Badge/Logic M/Mextrol 450 contains a petroleum distillate, which is moderately to highly toxic to aquatic organisms. Observe buffer zones specified on the label under Directions for Use.

**Toxicity**

Acute oral LD<sub>50</sub> (rabbit) = > 505 mg/kg. Slightly irritating to skin.

**Storage**

Store the product in closed, original container in a well ventilated room.

# Calmix Pellets

**Group 4, 5****Formulation**

Product	Company	Active ingredient	Formulation	Container size
Calmix Pellets (PCP# 9342)	Nufarm Agriculture Inc.	Bromacil: 3% + 2,4-D: 5%	Granules	5 kg case

**Crops:** Non-crop areas. Do not use in residential areas or on driveways.

**Weeds Controlled, Rates and Timing**

Weeds	Rate per 100 m <sup>2</sup>	Timing
Annual weeds and perennial seedlings	2.5 kg	May be applied during growing season, but to prevent growth, apply in fall or early spring
Shallow-rooted perennials	3.75 kg	
Heavy perennial growth	4.5 kg	
Spot treatment:	37.5 g/metre <sup>2</sup>	
Spot treatment around power poles	Treat at 225 g for 1.25 m around each pole (approximately 5.0 metres <sup>2</sup> )	

**Application Information**

**How to Apply:** With Calmix spreader or shaker. Do not apply by hand. Do not apply by air.

**Application Tips**

Do not use near lawns or flower beds. Do not apply closer than 1.5 times the height of desirable trees, ornamentals or plants. Roots from large trees may extend well beyond the height of the tree and may extend beneath areas to be treated. Be cautious where trees are in close proximity to the treatment site. Do not apply on slopes where water erosion may carry chemical onto areas of desirable vegetation. Do not contaminate water used for irrigation or other domestic uses.

**How it Works**

Systemic action, enters plant via roots.

**Expected Results**

Vegetation turns brown and dies. No new growth will appear, resulting in bare ground. Rapidity and duration of control will depend on amount of chemical applied, soil type and environmental conditions. Poor results may be expected if inadequate application rates, soil erosion removes chemical from treated area when applied on slopes or insufficient rainfall to activate chemical.

**Restrictions**

**Rainfall:** Moisture will activate and carry the herbicide into the root zone. **Movement in Soil:** Once fixed in the soil, there is very little lateral movement. Pellets and granular can be carried by erosion.

**Environmental Precautions**

Toxic to small mammals, birds, aquatic organisms and terrestrial plants. This product will harm broadleaved and grass plants in the vicinity of the treatment area. Do not apply to exposed roots of trees and ornamentals.

**Leaching:** This product may leach in coarse textured soils or where there is a high water table.

**Toxicity**

Bromacil: Acute oral LD<sub>50</sub> (rats) = 1,650 mg/kg. Slightly irritating to skin. 2,4-D: Acute oral LD<sub>50</sub> (rats) = 699 mg/kg. Calmix Pellets are slightly toxic to fish. Non-toxic to birds. May cause burns and may be absorbed through the skin.

**Storage**

Store in dry areas.

# Casoron G-4

Group 20

**Formulation**

Product	Company	Active ingredient	Formulation	Container size
Casoron (PCP# 12533)	UPL AgroSolutions	Dichlobenil: 4%	Granules	22.7 kg

**Crops, Staging and Rates**

**Rate: Annual weeds:** 45 - 70 kg/acre. **Quackgrass, artemisia in woody ornamentals:** 60 kg/acre in fall; 60 kg/acre again in spring. **Quackgrass, thistles, bindweed in woody ornamentals:** 91 - 111 kg/acre.

**Raspberries:** 71 kg/acre. **Saskatoon:** 44.4 - 71 kg/acre

Shelterbelts, windbreaks and hedgerows consisting of the following.

arborvitae	crabapple	heather honeysuckle	poplars
ash	fruit bearing trees (established	juniper	rose
birch (cutleaf-weeping)	– at least 1 year old.)	lilac	spirea
boxwood	elm	linden	willow
caragana	euonymus (burning bush)	locust	
cedar (eastern red, white)	forsythia sp	mock orange	

**Note:** Do not use on shelterbelts consisting of mugo pine, fir, hemlock and spruce. Do not use in or near greenhouses. Do not use on light sandy soil.

**Casoron G-4 (cont'd)****Weeds and Staging**

**Annuals:** Apply to well prepared, weed-free soil in early spring or late fall before annual weed seeds have germinated. If annual weeds have started to germinate before application, cultivate to remove them. Do not apply until 4 weeks after transplanting any crop.

annual bluegrass	foxtail	mustard	shepherd's-purse
artemisia*	groundsel	pigweed	smartweeds
bindweed*	horsetail	plantain	sow thistle
Canada thistle*	knotweed	purple loosestrife	spurge
chickweed	kochia	purslane	vetch*
dandelion*	lamb's-quarters	quackgrass*	wild buckwheat*

\* Controlled with higher rates with late fall application.

**Perennials:** Apply in fall (October 15 until soil freeze-up) on crops established for at least 1 year.

**Note:** Quackgrass and artemisia in established woody ornamentals: apply in fall and again in the early spring before May 1.

**Raspberries:** Apply in late fall but before soil freeze-up. Do not cultivate or work into the soil. Do not apply in spring as injury may occur.

**Registered Tank Mixes**

None.

**Application Information**

Casoron can be spread on the soil surface by hand, using small hand-held or backpack equipment, or by larger and tractor-mounted spreaders. Do not apply by air.

**Application Tips**

Do not apply until 4 weeks after transplanting any crop. Casoron should be applied when the soil temperature is cool. Air temperatures should be less than 15°C. Applying at higher temperatures may reduce its herbicidal activity. Casoron will stay in the upper 10 cm of soil and will not harm established plants with a well developed root system below this herbicide barrier. Do not use in seedbeds, transplant, or cutting beds or in greenhouses. Do not apply until 6 months after rooting of cuttings in the field.

**How it Works**

Casoron inhibits cell growth at the growing points or meristematic tissues of the plant. Weed germination and growth initiation are strongly affected. Water is necessary to move the compound into the soil. Snowmelt or rain after the application moves Casoron into the soil. Casoron inhibits germination but acts primarily on growing points and root tips.

**Expected Results**

Growth of emerging shoots of some perennials controlled. Tolerant crops are unaffected if roots do not come in contact with Casoron in the upper layers of the soil.

**Restrictions**

**Grazing:** Do not graze livestock in treated areas or use treated crops for forage or fodder; sufficient data are not available to support such use. **Horticultural/Nursery Use:** Do not enter or allow worker entry into treated areas within 24 hours of application. **Re-cropping:** Do not plant vegetables or other sensitive crops the year following soil treatment.

**Environmental Precautions**

Casoron is toxic to aquatic organisms and slightly toxic to fish. Avoid contamination of aquatic systems during application.

**Toxicity**

Low oral toxicity. Acute oral LD<sub>50</sub> (rats) = 2,000 mg/kg.

**Storage**

Dry storage - not affected by frost.

# Cirpreme XC

**Group 2, 4**

## Formulation

Product	Company	Active ingredient	Formulation	Container size
Paradigm (PCP# 31340)	Corteva Agriscience	Halauxifen: 20% Florasulam: 20%	Wettable granule	1 x 0.8 kg jug
Lontrel XC (PCP# 32795)		Clopyralid: 600 g/L	Solution	1 x 4.1 L jug

## Crops, Staging and Rates

Crop	Stage	Rates
Wheat (including durum), winter wheat and barley	3 leaf stage to just prior to flag	Cirpreme XC: Paradigm: 10 g/acre + Lontrel XC: 51 mL/acre

One case treats 80 acres

## Weeds and Staging

Weeds controlled from the 1 - 8 leaf stage unless otherwise specified by the Cirpreme label. Weeds controlled or suppressed by Cirpreme XC + MCPA Ester 600 at 234 mL/acre from the 1 - 8 leaf stage, unless otherwise specified.

alfalfa, volunteer (up to 25 cm in height)	fleabane, Canada (up to 15 cm high)****	prickly lettuce	sowthistle, perennial* (up to the bolting stage and 20 cm high)
barnyardgrass (up to 5 leaf)	flixweed	radish, wild	ragweed, common (up to 6 leaf stage)****
buckwheat, wild	hemp-nettle*	round-leaved mallow (up to the 6 leaf stage)	stinkweed***
burdock	kochia (light to moderate infestations)*	scentless chamomile* (up to bud)	stork's-bill (up to the 8 leaf stage)
canola, volunteer	lamb's-quarters	shepherd's-purse (up to bolting and 20 cm high)	sunflower, annual
chickweed*	mustard, ball***	smartweed, annual (green smartweed, lady's thumb)	sunflower, volunteer
cleavers (1-9 whorl stage)	mustard, wild****	sowthistle, annual (up to 4 leaf stage)	thistle, Canada* (up to the bud stage)
cocklebur	narrow-leaved hawk's-beard (up to the bud stage)		vetch
cow cockle	night-flowering catchfly (to bolting and 15 cm high)*		white cockle* (spring seedlings and overwintered plants up to the bud stage)
dandelion (seedlings, overwintered rosettes & mature plants)	pigweed, redroot		
field horsetail*	plantain (top growth)		
flax, volunteer			

\* Suppressed. \*\* Light to moderate infestations (up to 150 plants/m<sup>2</sup>; up to 15 cm high), including Group 2 resistant biotypes.

\*\*\* Best results are obtained when applied to actively growing weeds in the 1 to 4 leaf (seedling) stage. \*\*\*\* Including Group 2 and 9 resistant biotypes.

## Registered Tank Mixes

The use of MCPA Ester at 189 - 234 mL/acre is recommended with Cirpreme.

Tank mix partners	Crop	Rate/ha	Adjuvant and Rate	Additional weeds controlled
MCPA Ester 600	Spring wheat, durum wheat, winter wheat, barley	189 - 234 mL/acre		Group 2 tolerant canola, common broadleaf weeds listed on the MCPA label at corresponding rate
Simplicity GoDri	Spring wheat, durum wheat, winter wheat	28 g/acre	Agral 90 at 0.25% v/v or another recommended surfactant required	Wild oats, barnyard grass, Japanese brome, yellow foxtail, hemp-nettle, flixweed (up to 10 cm high), green foxtail, downy brome, night-flowering catchfly, white cockle (spring seedlings and overwintered plants up to the bud stage)

**CirpremeXC (cont'd)**

Tank mix partners	Crop	Rate/ha	Adjuvant and Rate	Additional weeds controlled
<b>Simplicity</b>	Spring wheat, durum wheat, winter wheat	200 mL/acre	Agral 90 at 0.25% v/v or recommended non-ionic surfactant	Wild oats, barnyard grass, Japanese brome, yellow foxtail, hemp-nettle, flixweed, green foxtail, downy brome
<b>Axial</b>	Spring wheat, spring barley	.48 L/acre	Do not exceed 189 mL/acre MCPA tank mix with Axial.	Wild oats, green foxtail, yellow foxtail, barnyard grass, volunteer oats, volunteer canary seed, proso millet
<b>Sierra</b>	Spring wheat, durum wheat	14.6 - 29.1 mL/acre	Ag-Surf or Agral 90 at 0.25% v/v	Wild oats, green foxtail, volunteer tame oats

Corteva Agriscience supports Cirpreme XC with Axial Xtreme. If adding MCPA Ester 600, do not exceed 189 mL/acre. Apply according to the most restrictive use limitation for either product.

**Application Information**

**How to Apply:** Ground only. Water volume: 40 L/acre.

Apply when weeds are actively growing. Only weeds emerged at the time of treatment will be controlled. Best results are obtained from applications made to seedling weeds. Read and observe all label directions when applied as a tank mix combination. Cirpreme is a selective post-emergent herbicide for control of hard-to-kill annual broadleaf weeds and selected perennial weeds. Warm, moist growing conditions promote active weed growth and enhance the activity of Cirpreme by allowing for maximum foliar uptake and systemic movement of the herbicide.

**How it Works**

Cirpreme is a mixture of a systemic auxin herbicide (Group 4) and an ALS enzyme inhibitor herbicide (Group 2). The product controls weeds by disrupting normal plant growth patterns and/or by inhibiting the production of the enzymes essential for the production of certain amino acids for plant growth.

**Expected Results**

Weeds start to twist between 2 to 20 days after spraying, depending on weather conditions, rate of growth, moisture and the weeds being targeted by this herbicide application. Symptoms include twisting, bending and yellowing, with weeds turning brown, resulting in plant mortality.

**Restrictions**

Avoid application if rainfall is forecast with 4 hours. **Grazing:** Livestock may be grazed on treated crops 7 days following application. **Re-entry:** Do not re-enter the field for 12 hours. **Pre-harvest Intervals:** Do not harvest the treated crop for 60 days after application. **Re-cropping:** Fields previously treated with Cirpreme after a period of 10 months can be seeded to wheat, spring barley, canola, flax, mustard, field pea\*, or fields can be summerfallowed. \*Field pea is at risk of injury under severe dry conditions (<175 mm of rain over year). Do not seed to crops other than those listed above in the calendar year following treatment. Consult manufacturer for rotations on crops not listed.

**Environmental Precautions**

A 1 metre buffer zone is required between treated area, terrestrial and water habits. Do not allow spray drift to come in contact with sensitive broadleaf crops. Spray when the wind velocity is 15 km/hr or less.

**Toxicity**

LD<sub>50</sub> > 5,000 mg/kg for Paradigm. LD<sub>50</sub> > 2,000 mg/kg for Lontrel.

**Storage**

Store in the original containers in secure, dry, well ventilated storage. Store in heated storage. If product is frozen, bring to room temperature and agitate before use.



# CleanStart

Group 9, 14

## Formulation

Product	Company	Active ingredient	Formulation	Container size
Aim EC (PCP# 28573)	FMC Corp. Distributed by Nufarm Agriculture Inc	Carfentrazone-ethyl: 240 g/L	Emulsifiable concentrate	1 x 600 mL or 4 x 3.38 L
Credit (PCP# 25866)	Nufarm Agriculture Inc.	glyphosate: 356 g/L	Solution	2 x 10 L, 450 L

40 acres treated per case.

## Crops, Staging and Rates

Pre-seed burndown prior to seeding the following crops. **Rate:** Aim EC: 15 mL/acre + Credit: 0.5 L/acre.

barley	chickpeas	lentils	peas (field)	soybeans
beans, dry	corn (field, sweet)	millet	potatoes	sunflower
buckwheat	fababeans	mustard	rye	triticale
canola	flax	oats	safflower	wheat
chemfallow				

**Harvest aid treatment:** Do not apply to crops if grown for seed purposes.

Crop	Rate (mL per acre)
Barley, oats, wheat, millet, dry bean, chickpea, fieldpea, soybean, fababean	29 to 47 of Aim + up to 1000 mL/acre of Credit
Sorghum	29 of Aim + up to 1000 mL/acre of Credit

## Weeds and Staging

Weeds controlled up to 10 cm or 3 leaf rosette or less, unless specified, includes

Canada fleabane	flixweed	redroot pigweed	tansy mustard
chickweed	kochia (glyphosate resistant biotypes)	round leaf mallow	velvet leaf
dandelions (spring seedlings only)	lamb's-quarters	Russian thistle	volunteer canola (all types) (1 - 3 leaf)
field pennycress (stinkweed)	morning glory	shepherd's-purse	
		smartweed	

## Registered Tank Mixes

None.

## Application Information

Apply with ground equipment only. **Water volume:** Minimum 40 L/acre.

## Application Tips

Good growing conditions promote weed growth and enhance the activity of CleanStart. Weeds hardened off by cold weather or drought stress may not be controlled. Insufficient water volumes or coarse sprays may also reduce control levels.

## How it Works

Credit is a non-selective herbicide that moves through the foliage into the roots and kills the entire plant. Aim EC is a contact herbicide; therefore, coverage of the weeds is essential for control.

## Expected Results

Symptoms appear very rapidly (a few hours under bright conditions). Leaves of weeds take on a water-soaked appearance, followed by wilting and necrosis. Complete death occurs within a few days.

**CleanStart (cont'd)****Restrictions**

**Rainfall:** No rainfast period is specified on the label; required interval may be up to 8 hours. Contact manufacturer for more information. **Re-cropping:** None.

**Environmental Precautions**

CleanStart is very toxic to non-target terrestrial and aquatic plants. Use of a buffer strip of untreated vegetation between the treated area and the edge of water bodies will reduce risk of contamination.

**Toxicity**

Credit: Very low acute toxicity. Acute oral LD<sub>50</sub> (rats) = > 5,000 mg/kg. Aim EC (carfentrazone): Very low acute mammalian toxicity. Acute oral LD<sub>50</sub> (rats) = 4,077 mg/kg. Very toxic to algae, and much less toxic to fish and aquatic organisms.

**Storage**

Store in a cool, dry place and avoid excess heat.

# Clever/MasterLine Quinclorac/ Ingenious/Facet L

Group 4

**Formulation**

Product	Company	Active ingredient	Formulation	Container size
<b>Clever (PCP# 31365)</b>	Farm Business Network	Quinclorac: 75%	DF	1 kg bag, 10 per case
<b>MasterLine Quinclorac (PCP# 31753)</b>	Univar Solutions	Quinclorac: 75%	DF	10 x 1.0 kg bags
<b>Ingenious (PCP# 32213)</b>	United Agri Products	Quinclorac 75%	DF	1 kg - 10 kg
<b>Facet L* (PCP# 31539)</b>	BASF Canada	Quinclorac: 180 g/L	solution	2 x 9.07 L

\* Facet L must be applied with Merge (0.5% v/v) or Amigo (0.5% v/v) when applied alone or mixed with Centurion.

**Crops, Staging and Rates**

Crop	Stage	Rates – Clever, Masterline Q, Ingenious (Facet L in brackets)
<b>Wheat (spring and durum)</b>	1 - 5 leaf	54.6 - 66.8 g/acre (227 - 279 mL/acre)
<b>Barley***</b>	1 - 4 leaf, prior to tillering	54.6 - 66.8* g/acre (227 mL/acre)
<b>Canary seed**</b>	3 - 5 leaf	54.6 - 66.8 g/acre (227 - 279 mL/acre)
<b>Canola</b>	Preseed/pre-emerge – <b>Facet L only</b>	(227 - 279 mL/acre)
	2 – 6 leaf (Facet L – emerge – 6 leaf)	54.6 g/L (113 - 227 mL/acre)
<b>Group 2 tolerant canola quality <i>Brassica juncea</i></b>	2 - 6 leaf	54.6 g/acre (Facet L not registered for use on <i>Brassica juncea</i> or brown and oriental mustard.)
<b>Brown and oriental tame mustard</b>	2 - 6 leaf	

\* Use only 54.6 g/acre rate on barley. \*\* Canary seed treated with Clever DF and Masterline Quinclorac are not to be used for human consumption or fed to livestock. \*\*\*Barley treated with Clever DF is not to be used for human consumption.

## Weeds, Rates and Staging

Weeds	Leaf stage	Rate per acre
Green foxtail	1 - 5 leaf (max 2 tillers)	54.6 - 66.8* g/acre
Volunteer flax	1 - 8 cm	54.6 - 66.8 g/acre
Cleavers	1 - 3 whorls	54.6 - 66.8 g/acre
Barnyard grass	1 - 5 leaf	54.6 - 66.8 g/acre
Annual sow thistle**	2 - 6 leaf	54.6 g/acre
Perennial sow thistle**	2 - 6 leaf	54.6 g/acre

\* Use the 54.6 g/acre rate for lighter infestations of green foxtail. Use the higher rate of 66.8 g/acre Clever, Masterline, Ingenious, 227 mL/acre of Facet L for control of heavier infestations of green foxtail. \*\* Suppression

## Registered Tank Mixes (Clever, Masterline Quinclorac, Ingenious)

Tank mix partner	Tank mix partner rate	Remarks
Buctril M	400 mL/acre	Spring wheat, durum: 2 - 5 leaf stage
2,4-D Amine (assume 500 series)	340 - 445 mL/acre	Spring wheat, durum: 3 - 5 leaf stage
2,4-D Ester (assume 500 series)	340 - 445 mL/acre	Spring wheat, durum: 4 - 5 leaf stage
MCPA Amine (assume 500 series)	340 - 445 mL/acre	Spring wheat, durum: 3 - 5 leaf stage
MCPA Ester (assume 500 series)	340 - 445 mL/acre	Spring wheat, durum: 3 - 5 leaf stage
Refine Extra	8 g/acre	Spring wheat, durum: 2 - 5 leaf stage
Express Pack (Express + 2,4-D)	4 g/acre + 253 mL/acre	Spring wheat, durum: 3 - 5 leaf stage
<b>Canola Mixes Facet L only</b>		
Liberty 150 SN + Centurion (Liberty link canola only)	Facet L: 113 mL/acre + Liberty: 1.35 L/acre + Centurion: 50 - 75 mL/acre	See Liberty and Centurion labels.
Glyphosate (glyphosate tolerant canola only)	Facet L: 170 - 226 mL/acre + glyphosate: 0.5 - 1 L/acre (360 g/L equivalent)	See glyphosate label
Ares SN (Group 2 tolerant canola only)	Facet L: 170 - 226 mL/acre + Ares SN: 244 mL/acre	See Ares SN label

Improved cleavers control in canola can be achieved with a rate of 25 g/acre of quinclorac mixed with Liberty 150 SN. Check label for details. Use mixing instructions “b” on page 13.

## Application Information

**Water Volume:** Minimum 41 L/acre. **How to Apply:** Ground application only. Use sprayers equipped with standard flat fan pesticide nozzles with a spray volume of 41 L/acre at a constant pressure of 275 - 425 kPa.

Tilt spray nozzles 45 degrees forward to ensure better coverage. The use of 50 mesh strainers and screens is recommended. Always use Merge adjuvant at 1.0% v/v for optimum performance.

## Application Tips

Apply Clever/MasterLine Quinclorac/Ingenious/Facet L when weeds are small and actively growing. Early treatment of weeds with Clever/MasterLine Quinclorac/Ingenious/Facet L is important to maximize crop yield potential through elimination of early weed competition. Some initial crop injury may be observed after application, but this injury is usually outgrown and should not affect crop yield.

## How it Works

Uptake into the plant occurs through both the foliage and root system as the herbicide is mainly systemic. Coverage of foliage is important for consistent weed control. Visual symptoms of weed control of Clever/MasterLine Quinclorac/Ingenious/Facet L may take up to 2 weeks following application to develop. These symptoms include initial twisting to stunting, reddening and chlorosis about 14 days followed by necrosis and death about 21 days after application as characteristic auxin-like symptoms in broadleaf species.

**Clever/MasterLine Quinclorac/Ingenious/Facet L (cont'd)****Expected Results**

DO NOT apply to crop that is under stress from conditions such as frost, hail, flooding, drought or extremes in temperature. Cool weather or drought may delay weed control and if prolonged may result in poor weed control.

**Restrictions**

**Rainfall:** Rainfall within 6 hours may reduce control. DO NOT apply Clever/MasterLine Quinclorac/Ingenious/Facet L to any field more often than every second year. This practice must be respected to avoid potential injury to future rotational crops, to minimize the potential for carryover and accumulation of soil residues, and to reduce the selection pressure that could contribute to the development of resistant biotypes. **Pre-harvest Intervals:** Pre-harvest canola and Group 2 tolerant canola quality Brassica juncea and tame mustard (brown and oriental) 60 days. Pre-harvest wheat, canaryseed and durum 77 days. Barley - 80 days. **Re-cropping:** Barley, canola and wheat, including durum, can be re-planted in the same season as quinclorac is used. Field pea, sunflower, flax and lentil: 10 month re-cropping interval and may be grown the year after application. Oat: 12 month re-cropping interval. On lighter soils with low organic matter or under dry conditions, some crop injury may occur, particularly in flax and lentil, but will not reduce yield. Under these conditions, the minimum re-cropping interval for flax and lentil should be extended by 22 months. In case of crop failure, only barley, canola or spring wheat (including durum) may be re-seeded the same year. The company recommends that a field bioassay be conducted the year before growing any crops other than those listed.

**Environmental Precautions**

Do not apply quinclorac when weather conditions may cause spray drift from treated areas to adjacent crops. Certain crops such as alfalfa, clover species, fababeans, flax, lentils, ornamentals, potatoes and vegetables will be injured by spray drift.

**Toxicity**

Skin irritant (rats) LD<sub>50</sub> > 2,000 mg/kg. DO NOT enter treated fields for 12 hours after application.

**Storage**

May be frozen. Should product freeze, warm to room temperature before using.

## Command 360 ME/Command Charge Herbicide

Group 13 / 13, 14

**Formulation**

Product	Company	Active ingredient	Formulation	Container size
Command 360 ME (PCP# 27827)	FMC Corporation	Clomazone: 360 g/L	Micro-encapsulated suspension	2 x 5.4 L
Command Charge Herbicide, a co-pack of Command Charge A (PCP# 33538) + Command Charge B (PCP# 33535)	FMC Corporation	Clomazone: 360 g/L	Micro-encapsulated suspension	2 x 5.4 L
		Carfentrazone-ethyl: 240 g/L	Emulsifiable concentrate	2 x 1.2 L

**Crops, Staging and Rates**

Crop	Staging	Rate
Herbicide-tolerant canola	Prior to seeding	Command: 101 or 134 mL/acre For Command Charge; Command Charge A: 134 mL/acre, Command Charge B: 30 mL/acre

### Weeds, Rates and Staging

**Pre-emergence, extended control of cleavers.** 101 mL/acre for suppression (one jug treats 53 acres) or at 134 mL/acre for control (one jug treats 40 acres). Command 360 ME only controls the weed cleavers.

Command Charge Weeds controlled:

cocklebur	hairy nightshade	pigweeds (prostrate, redroot, smooth, tumble)	shepherd's-purse
cleavers	jimsonweed	purslane	stinkweed
eastern black nightshade	kochia	round-leaved mallow	tansy mustard
flixweed	lamb's-quarters	Russian thistle (up to 5 cm)	volunteer canola
	morning glory		waterhemp (tall,common)

### Registered Tank Mixes

Tank mix partner	Product rate	Weeds Controlled
AIM EC Herbicide <sup>1,2</sup>	14.8 mL/acre – 47.4 mL/acre	Refer to Aim EC page for weeds controlled
glyphosate <sup>3</sup>	glyphosate acid equivalent at 0.5 -1.0 L/acre (360 g ae/L) <sup>4</sup>	Refer to glyphosate table for additional weeds controlled.

FMC supports the following tank mixes not on the Command label: Use most restrictive use limitations for either label. Preseed to all registered crops: Aim + bromoxynil + glyphosate. <sup>1</sup> When use as directed, tank mix will control listed weeds up to 10 cm high or as noted. <sup>2</sup> Tank mix of Command 360 ME with Aim (without glyphosate) must include Agral 90 or AgSurf at 0.25% v/v or Merge at 1% v/v. <sup>3</sup> If Command and Aim are mixed with glyphosate, no adjuvant is required.

For Command Charge glyphosate is registered as a tank mix at 0.5 - 1.0 L/acre (360 g/L active equivalent). Weeds controlled are all the weeds above in the Command Charge A & B plus those on the glyphosate label. NO adjuvant is required for Command/Command Charge when mixed with glyphosate.

### Application Information

**How to Apply:** Apply as a single, soil-applied application prior to seeding canola. Ground equipment only at 40 L/acre of spray solution. **Aerial application:** DO NOT apply by air. For Command Charge, use mixing instructions “a” on page 13. **Do Not** apply Command/Command Charge to sandy soils, soils with greater than 10% organic matter or fields receiving application of solid manure unless it has been thoroughly incorporated to a depth of 10 - 15 cm.

### Application Tips

Temporary whitening and/or yellowing of the crop may occur when it emerges from treated soil. Do not make more than one application per season. Apply prior to seeding canola. DO NOT incorporate Command 360 ME herbicide. Do not apply to sandy soils. Control may be reduced in high organic matter soils. Do not exceed label recommended rates. Avoid overlaps or excessive application, which could cause crop and/or rotational injury. It is essential to get good plant coverage with Command Charge B. Environmental extremes in temperature, moisture, and soil conditions may affect activity. Command Charge B can only be applied once a growing season.

### How it Works

Clomazone is absorbed by roots and emerging shoots and transported in the xylem to foliage. It interferes with a specific energy pathway in the synthesis of chlorophyll. For Command Charge, the carfentrazone is rapidly absorbed by foliage and inhibits the PPO enzyme, which is involved in chlorophyll and heme synthesis. Cells membranes leak and rapid browning and death occurs.

### Expected Results

Command 360 ME and Command Charge are part of a system approach for the treatment of cleavers in all herbicide tolerant canola varieties. For season-long control, an application of post-emergence herbicide that is effective on cleavers, e.g. a herbicide to which the canola variety is tolerant, is required. Moisture is necessary to activate the active ingredient clomazone in soil for weed control. Temporary whitening and/or yellowing of the crop may occur when it emerges from the treated soil.

**Command 360 ME/Command Charge Herbicide (cont'd)****Restrictions**

Carryover injury to rotational crops can occur under the following circumstances: exceeding label rates, over-application, soil with pH < or = 5.9, extreme dryness or choice of rotational crop hybrid. Do not apply when temperatures exceed 25 deg. C due to vapour drift risk. **Rainfall:** 5 - 10 mm of moisture is required at one time within 7 - 10 days for activation of herbicide for weed control in soil. Heavy rains after application may dilute active herbicide layer and reduce weed control. Dry conditions after application may reduce control. **Grazing:** DO NOT graze the treated crop or cut for feed. **Re-cropping:** Winter wheat: 4 months after application. Soybeans, beans (white, kidney, snap), corn (field, sweet), peas, potatoes, canola, spring wheat, durum wheat, barley, oats, lentils: the following spring. All other crops: 16 months.

**Environmental Precautions**

**Runoff:** Low mobility in soils. **Leaching:** Leaching is not a problem. Broken down by soil bacteria. Use 90 metre buffers between sprayed area and sensitive terrestrial habitats. Do not spray within 370 m of residential areas of towns/subdivisions or vegetable production, fruit production, commercial nurseries or greenhouses.

**Toxicity**

Mammalian toxicity. Acute oral LD<sub>50</sub> (rats) > 5,000 mg/kg. Command Charge B: acute oral LD<sub>50</sub> = 4077 mg/kg.

**Storage**

Keep in a dry, cool, well ventilated place. Store above 5°C to prevent freezing.

# Conquer II

**Groups 14, 6****Formulation**

Product	Company	Active ingredient	Formulation	Container size
Conquer (PCP# 32528)	Nufarm Agriculture	Pyraflufen-ethyl: 15 g/L Bromoxynil: 467 g/L	EC	2 x 9.7 L, 77.7 L

**Crops, Staging and Rates**

Crop	Staging	Rate
Canola	Apply to emerged weeds pre-seed or post-seed, but prior to crop emergence. Applications can be made up to a maximum of 3 days after seeding.*	121 - 242 mL/acre
Spring wheat, including durum, winter wheat, barley, fall rye, oats, triticale, corn, canaryseed.		
Fallow land	Apply to small, actively growing weeds.	

\* Conquer herbicide can be safely applied after seeding labelled crops. Do not apply if any crop has emerged as injury will result.

**Weeds, Rates and Staging**

Weeds controlled or suppressed with Conquer alone

annual sowthistle*	kochia - including Group 2, 4, 5 and 9 resistant kochia	night-flowering catchfly (seedling)	volunteer canola – including glyphosate, Liberty Link and Group 2 tolerant varieties.
cleavers		redroot pigweed - including Group 2 and 5 resistant	(cotyledon to)
cow cockle*	lamb's quarters – including Group 2 and 5 resistant biotypes	stinkweed*	wild buckwheat*
dandelion*			wild mustard*
flixweed*	narrow-leaved hawk's beard*		

\* Suppression only, control when mixed with the appropriate rate of glyphosate. Refer to the glyphosate label for rate recommendation.

Use up to 242 mL/acre to control volunteer canola beyond the 3 leaf stage.

Weeds controlled or suppressed with Conquer in a tank mix with glyphosate

**Grassy weeds: up to 8 cm in height unless otherwise noted**

downy brome <sup>2</sup> (up to 15 cm high)	giant foxtail <sup>1</sup> (up to 15 cm high)	Persian darnel <sup>2</sup> (up to 15 cm high)	volunteer barley <sup>1</sup>
green foxtail <sup>1</sup>			volunteer wheat <sup>1</sup>
			wild oats <sup>1</sup>

**Broadleaf weeds: Up to 8 cm high unless otherwise noted**

annual sow thistle <sup>2</sup> (up to 15 cm tall)	hempnettle <sup>2</sup> (up to 15 cm tall)	redroot pigweed (up to 3 leaf)	volunteer flax <sup>2</sup> (up to 15 cm tall)
Canada fleabane <sup>2</sup>	kochia <sup>2</sup> (up to 15 cm tall)	Russian thistle <sup>2</sup> (up to 15 cm tall)	wild buckwheat <sup>2</sup> (1 - 4 leaf)
cleavers <sup>2</sup>	lady's thumb <sup>1</sup>	shepherd's purse <sup>3</sup> (up to 15 cm tall)	wild mustard <sup>1</sup>
common ragweed <sup>2</sup>	lamb's quarters (up to 7.5 cm tall)	stinkweed <sup>1</sup>	
eastern nightshade (up to 3 leaf)	morning glory (up to 3 leaf)	tall waterhemp (up to 5 cm)	
flixweed <sup>3</sup> (up to 15 cm tall)	narrow-leaved hawk's beard <sup>2</sup>	volunteer canola (all types)	
	prickly lettuce <sup>3</sup> (up to 15 cm tall)	cotyledon - 4 leaf	

<sup>1</sup> Controlled with 180 g ae glyphosate. <sup>2</sup> Controlled with 180-275 g ae glyphosate. <sup>3</sup> Controlled with 325 g ae glyphosate.

## Registered Tank Mixes

glyphosate

## Application Information

**How to Apply:** Ground equipment only. Use 50 mesh screens.

## Application Tips

**Water Volume:** 40 L/acre. Conquer is a contact type herbicide. Good coverage is essential for performance.

## How it Works

Conquer is primarily a contact herbicide with no residual. As such, good coverage is essential for activity. Conquer works on two separate pathways within broadleaf weed species, photosystem II and the chlorophyll biosynthesis pathway. Conquer contains two separate modes of action that work by inhibiting the movement of electrons in photosystem II and halting the production of chlorophyll. Both modes of action result in the generation of singlet oxygen, which causes the oxidation of cell membranes. This outcome results in fast chlorosis and death of affected plant tissue.

## Expected Results

Susceptible weeds will develop water-soaked lesions within hours of application. Tissue will turn chlorotic then necrotic. Necrotic tissue will become dry and crispy. Good growing conditions and sunlight will increase the speed and overall level of control.

## Restrictions

**Rainfall:** 1 hour. **Grazing:** Do not graze treated fields or cut for livestock feed for 30 days after application.

**Re-cropping:** Labelled crops can be seeded immediately after application. Any crops not listed can be seeded 30 days after an application of Conquer.

## Environmental Precautions

This product is toxic to aquatic organisms, small wild mammals and birds, certain insects and non-target terrestrial plants. Observe buffer zones found on the Conquer label. **Runoff, Leaching:** Observe buffer zones found on the Conquer label.

## Toxicity

Conquer herbicide is considered a poison. Do not swallow, avoid contact with clothing and breathing mist. Wash hands and other exposed skin after use.

## Storage

Store in a cool, dry, secure place. Do not freeze.

# Conquer (Co-pack)

Group 14, 6

## Formulation

Product	Company	Active ingredient	Formulation	Container size
Aim EC (PCP# 28573)	FMC Corp. distributed by Nufarm Agriculture	Carfentrazone-ethyl: 240 g/L	Emulsifiable concentrate	2 x 600 mL
Koril (PCP# 25341)	Nufarm Agriculture	Bromoxynil: 235 g/L	Emulsifiable concentrate	2 x 9.71 L

Note: One case treats 80 acres.

## Crops, Staging and Rates

Crop	Staging
Canola	Prior to seeding

## Weeds, Rates and Staging

Conquer should be mixed with glyphosate at a rate of 180 - 360 g ae/acre. See glyphosate page for product rates to control. Should be applied with Aim at 15 mL/acre and Koril at 235 - 243 mL/acre.

### Grassy weeds: up to 8 cm in height unless otherwise noted

downy brome<sup>2</sup> (up to 15 cm high)  
green foxtail<sup>1</sup>

giant foxtail<sup>1</sup> (up to 15 cm high)

Persian dandelion<sup>2</sup> (up to 15 cm high)

volunteer barley<sup>1</sup>  
volunteer wheat<sup>1</sup>  
wild oats<sup>1</sup>

### Broadleaf weeds: Up to 8 cm high unless otherwise noted

annual sow thistle<sup>2</sup> (up to 15 cm tall)

Canada fleabane<sup>2</sup>  
cleavers<sup>2</sup>

common ragweed<sup>2</sup>  
eastern nightshade

(up to 3 leaf)

flixweed<sup>3</sup> (up to 15 cm tall)

hempnettle<sup>2</sup> (up to 15 cm tall)

kochia<sup>2</sup> (up to 15 cm tall)

lady's thumb<sup>1</sup>

lamb's quarters

(up to 7.5 cm tall)

morning glory (up to 3 leaf)

narrow-leaved hawk's beard<sup>2</sup>

prickly lettuce<sup>3</sup> (up to 15 cm tall)

redroot pigweed (up to 3 leaf)

Russian thistle<sup>2</sup>

(up to 15 cm tall)

shepherd's purse<sup>3</sup>

(up to 15 cm tall)

stinkweed<sup>1</sup>

tall waterhemp (up to 5 cm)

volunteer canola (all types)

cotyledon - 4 leaf

volunteer flax<sup>2</sup>

(up to 15 cm tall)

wild buckwheat<sup>2</sup> (1 - 4 leaf)

wild mustard<sup>1</sup>

<sup>1</sup> Controlled with 180 g ae glyphosate. <sup>2</sup> Controlled with 180-275 g ae glyphosate. <sup>3</sup> Controlled with 325 g ae glyphosate.

## Registered Tank Mixes

Tank mix partner	Product rates
glyphosate	180 - 360 g ae/acre

## Application Information

**Water volume:** Coverage is essential for contact herbicides. 40L/acre applied by ground.

## How it Works

Conquer is primarily a contact herbicide; as such, good coverage is essential for activity. Koril is a limited systemic herbicide that inhibits respiration and photosynthesis. Aim inhibits the PPO enzyme involved in chlorophyll and heme synthesis. This action results in leaky cell membranes and rapid browning and death.

## Expected Results

Initial symptoms are browning, and plant death occurs in a few days.

## Restrictions

Rainfall within 2 hours after application may reduce weed control. **Grazing:** Do not graze the treated crop or cut for feed. **Pre-harvest Intervals:** 3 days. **Re-cropping:** No rotational restrictions 12 months after application.



**Environmental Precautions**

Bromoxynil is moderately to highly toxic to aquatic organisms.

**Toxicity**

Bromoxynil: oral LD<sub>50</sub> (rats) = 368 mg/kg. Carfentrazone-ethyl: oral LD<sub>50</sub> (rats) > 5,143 mg/kg.

**Storage**

Store in a cool, dry place and avoid excess heat.

# Curtail M/MP Clobber M

Group 4

**Formulation**

Product	Company	Active ingredient	Formulation	Container size
Curtail M (PCP# 30914)	Nufarm Agriculture	Clopyralid: 50 g/L + MCPA ester: 280 g/L	Emulsifiable concentrate	2 x 8 L, 112 L, 960 L
MP Clobber (PCP# 33114)	New Agco Inc.	Clopyralid: 360 g/L		2.23 L
MP MCPA Ester 600 (PCP# 32912)		MPCA Ester: 600 g/L		7.5 L

**Crops, Staging and Rates**

Rate: Low rate 610 mL/acre, high rate 810 mL/acre.

Crop	Staging
Wheat, spring and durum, barley, oats	3 leaf to just before flag leaf
Timothy for seed production	3 leaf to flag leaf stage
Canaryseed	3 leaf to prior to flag leaf
Flax	5 - 15 cm in height
Timothy for hay or forage (not to be used on export hay to Japan)	Established

**Weeds, Rates and Staging**

For best results, apply to actively growing weeds in the 1 - 4 leaf (seedling) stage and when Canada thistle is between 10 cm and up to but not including the early bud stage. Poor weed control may result under cool or dry conditions.

**Low rate:**

burdock	field horsetail**	prickly lettuce	sunflower, annual
Canada thistle* (low infestations)	flixweed*** (2 - 4 leaf)	ragweed	volunteer sunflower
cocklebur	lamb's-quarters	shepherd's-purse*** (2 - 4 leaf)	wild mustard
	plantain**	stinkweed*** (2 - 4 leaf)	wild radish

**High rate:**

annual sow thistle	kochia (suppression) (2 - 4 leaf)	Russian pigweed	tartary buckwheat
Canada thistle (medium to high infestations)	perennial sow-thistle**	scentless chamomile (2 - 4 leaf)	wild buckwheat
common groundsel	red root pigweed	smartweed	vetch
dandelions***			volunteer canola

\* Season-long control, some growth may occur in the fall. \*\* Top growth control. \*\*\* Spring rosettes only.

**Curtail M/MP Clobber M (cont'd)****Registered Tank Mixes**

Tank mix partner	Crop	Curtail M
<b>In spring wheat (including durum) and barley</b>		
<b>Achieve Liquid/Bison/Marengo/Nufarm Tralkoxydim</b>	Achieve Liquid etc: 200 mL/acre + Turbocharge/Nufarm Tralkoxydim adjuvant: 0.5% v/v	Spring wheat, durum, and barley
<b>Assert 300 SC</b>	Assert 300 SC: 526 - 650mL/acre	
<b>Axial</b>	Axial: 500 mL/acre	Spring wheat and barley
<b>Bengal or Puma Advance/Bengal WB</b>	Puma Advance: 412 mL/acre	Spring wheat, durum, and barley
<b>Horizon NG/NextStep NG or Foothills/Signal/Ladder/Legend</b>	Horizon NG/NextStep NG: 376 - 473 mL/acre OR Foothills/Signal/Ladder/Legend: 93 - 117 mL/acre	Spring wheat and durum wheat
<b>Deploy or Refine SG + non-ionic surfactant (for all products)</b>	Deploy: 8 g/acre or Refine SG: 12 g/acre + non-ionic surfactant: 0.2% v/v.	

**Application Information**

**How to Apply:** With: Ground equipment only. Do not apply by air. **Water volume:** 40 - 60 L/acre.

**Mixing Instructions**

Use mixing instructions “a” on page 13.

**Application Tips**

When weeds are under extreme drought stress or showing effects of excessive moisture, control can be reduced or delayed. Weed escapes may occur under prolonged stress conditions or low fertility. Do not apply to weeds stressed for more than 20 days due to lack of moisture as unsatisfactory control can result. Ensure uniform spray coverage over the entire area of target weeds.

**How it Works**

Clopyralid is a growth regulator type of herbicide. It is primarily absorbed through the foliage and is translocated to all parts of the plant causing leaf and stem twisting and yellowing and then death. MCPA is a systemic herbicide for broadleaf weeds, which is translocated throughout the plant causing rapid undifferentiated growth, which usually results in the death of susceptible weeds.

**Expected Results**

Weeds start to twist after spraying; then, plants turn brown and die. Difficult to control weeds such as Canada thistle and wild buckwheat stop growing, change colour to dark green and then turn yellow before they die. Death may not occur for 14 - 21 days after application. Some weak Canada thistle regrowth may occur by end of season.

**Restrictions**

**Rainfall:** Do not apply if rain is expected in 6 hours. **Grazing:** Do not cut or graze treated fields of wheat, barley, oats or flax within 7 days after application. **Pre-harvest Intervals:** Do not harvest wheat, barley, oats or flax within 60 days after application or within 7 days after application when harvesting for forage. Withdraw meat animals from treated fields at least 3 days before slaughter. **Re-cropping:** Fields previously treated with Curtail M herbicide can be seeded to wheat, barley, oats and rye (not under-seeded to forage legumes), canola, corn, field peas, flax, forage grasses, mustard, sugar beets or can be summer-fallowed in the following year. Do not seed to field peas for at least 10 months following treatment. Very dry soil conditions following application can result in a risk of injury to field peas grown in rotation. If severe drought conditions are experienced during the months of June to August inclusive in the year of application, delay seeding field peas an additional 12 months (total 22 months following application).

**Environmental Precautions**

Curtail M contains a petroleum distillate that is moderately to highly toxic to aquatic organisms. Avoid contamination of aquatic systems during application and cleanup. Observe buffer zones specified under Directions For Use on the label.

**Toxicity**

Clopyralid: Low acute mammalian toxicity. Acute oral LD<sub>50</sub> (rats) = > 2,000 mg/kg. Extremely toxic to fish. MCPA: Moderate acute toxicity. Acute oral LD<sub>50</sub> (rats) = technical 700 - 880 mg/kg. May cause burns upon contact with skin and eyes, and it can be absorbed through the skin.

**Storage**

Store in cool (above 5°C) dry area.

# Deploy/MPower RX/Boost

**Group 2****Formulation**

Product	Company	Active ingredient	Formulation	Container size
Deploy (PCP# 30846)	UPL AgroSolutions	Thifensulfuron methyl: 50% + tribenuron methyl: 25%	Water dispersible granules	320 grams
MPower RX (PCP# 33520)	NewAgco Inc.			
Boost (PCP# 30377)	Nufarm Agriculture			

**Crops, Staging and Rates**

Apply when the cereals are in the 2-leaf to flag leaf (shot blade) stage of growth (prior to head emergence). For seedling or established grasses, apply when weeds are young and actively growing; no growth stage mentioned for grasses. **Rate:** Deploy/MPower RX: 8 g/acre plus non-ionic surfactant (Agral 90, Agsurf, Citowett Plus, or Nufarm Enhance) at 0.2% v/v or 0.2 L per 100 L of spray solution.

Cereals	Seedling or established grasses for forages or seed production
Barley Oats Wheat (spring, winter and durum)	Meadow brome, smooth brome, creeping red fescue, tall fescue, orchard grass, crested wheatgrass, intermediate wheatgrass, pubescent wheatgrass, tall wheatgrass, slender wheatgrass, streambank wheatgrass, northern wheatgrass, western wheatgrass.
	Established grasses for forage or seed production: Kentucky bluegrass.

**Weeds and Staging**

Apply to emerged, young, actively growing weeds that are less than 10 cm tall or across.

**Weeds controlled**

ball mustard	green smartweed	redroot pigweed	volunteer canola
chickweed	hemp-nettle	Russian thistle	(excluding Group 2 tolerant)
common groundsel	kochia	shepherd's-purse	volunteer sunflower
corn spurry	lady's-thumb	stinkweed	wild buckwheat
cow cockle	lamb's-quarters	tartary buckwheat	(cotyledon - 3 leaf)
flixweed	narrow-leaved hawk's-beard		wild mustard

**Weeds suppressed**

Canada thistle ( < 15 cm tall)	cleavers (1 - 3 whorl) round-leaved mallow (2 - 6 leaf)	scentless chamomile sow-thistle (< 15 cm tall)	stork's-bill (2 - 6 leaf) toadflax (< 15 cm tall)
-----------------------------------	--	---	--

Caution: Apply within 24 hours of mixing.

**Deploy/MPower RX/Boost (cont'd)****Registered Tank Mixes**

Not all mixes are registered for both products.

Tank mix partner	Deploy + tank mix partner rate	Additional weeds controlled
<b>Spring, winter and durum wheat, barley</b>		
<b>2,4-D Ester or Amine</b>	Deploy/MPower RX: 8 g/acre + non-ionic surfactant + 2,4-D 500: 340 - 445 mL/acre	Burdock (seedlings), cocklebur, false ragweed, giant ragweed, hare's-ear mustard, Indian mustard, prickly lettuce, Russian ragweed, tumble mustard, volunteer Group 2 tolerant canola.
<b>Spring wheat, winter and durum wheat, and barley</b>		
<b>MCPA</b>	Deploy/MPower RX: 8 g/acre + non-ionic surfactant + MCPA 500: 283 - 445 mL/acre	
<b>Spring wheat (including durum) and barley</b>		
<b>Assert</b>	Deploy/MPower RX: 8 g/acre + non-ionic surfactant + Assert: 525 - 646 mL/acre	Broadleaf weeds controlled by Deploy plus wild oats at 1 - 3 leaf.
<b>Assert + MCPA Ester</b>	Deploy/MPower RX: 8 g/acre + non-ionic surfactant + Assert: 525 - 646 mL/acre + MCPA Ester 500: 340 - 445 mL/acre	Broadleaf weeds controlled by Deploy + MCPA plus wild oats at 1 - 3 leaf.
<b>Attain + surfactant** Flurox 24 + surfactant**</b>	Deploy/MPower RX: 8 g/acre + Attain A: 121 mL/acre + Attain B: 202 mL/acre + Agral 90 or AgSurf: 0.2% v/v; 121 mL/acre Flurox + 202 mL/acre 2,4-D + surfactant	Deploy/MPower R: 8 g/acre + Attain A: 121 mL/acre + Attain B: 202 mL/acre + Agral 90 or AgSurf: 0.2% v/v; 121 mL/acre Flurox + 202 mL/acre 2,4-D + surfactant.
<b>Axial + Adigor</b>	Deploy: 8 g/acre + Axial: 162 - 243 mL/acre + Adigor: 283 mL/acre	Low rate: Persian darnel; high rate: wild oats, volunteer oats, green foxtail, yellow foxtail, volunteer canaryseed, and proso millet.
<b>Axial + Adigor + MCPA Ester</b>	Deploy: 8 g/acre + Axial: 162 - 243 mL/acre + Adigor: 283 mL/acre + MCPA Ester 500: 227 - 283 mL/acre	Low rate: Persian darnel; high rate: wild oats, volunteer oats, green foxtail, yellow foxtail, volunteer canaryseed, and proso millet.
<b>Spring wheat (excluding durum) and barley</b>		
<b>Curtail M + Surfactant</b>	Deploy/MPower RX: 8 g/acre + Curtail M: 0.61 L/acre + Surfactant: 0.2 % v/v	Weeds controlled by Deploy plus Canada thistle and wild buckwheat. Apply at 3 leaf to flag leaf stage of wheat and barley.
<b>Lontrel 360 + Surfactant</b>	Deploy/MPower RX: 8 g/acre + Lontrel 360: 84 mL/acre + Surfactant: 0.2 % v/v	
<b>Lontrel 360 + 2,4-D + Surfactant</b>	Deploy/MPower RX: 8 g/acre + Lontrel 360: 84 mL + 2,4-D: 283 L/acre + Surfactant: 0.2 % v/v	Weed controlled by Deploy plus Canada thistle, lady's thumb, perennial sow thistle, stinkweed, volunteer canola, wild buckwheat, wild mustard and suppression of cleavers.
<b>Lontrel 360 + MCPA + Surfactant</b>	Deploy/MPower RX: 8 g/acre + Lontrel 360: 84 mL/acre + MCPA: 340 mL/acre + Surfactant: 0.2 % v/v	
<b>Spring wheat only (excluding durum) not underseeded to legumes</b>		
<b>Everest + 2,4-D + Adjuvant</b>	Deploy/MPower RX: 8 g/acre + Everest: 17.3 g/acre + 2,4-D: 226 mL/acre + Agral 90: 0.25 % v/v	Wild oats (high infestations), green foxtail, and tame oats.
	Deploy/MPower RX: 8 g/acre + Everest: 11.5 g/acre + 2,4-D: 226 mL/acre + Agral 90: 0.25 % v/v	Wild oats (low infestations), green foxtail, and tame oats.
<b>Horizon 240 + Score</b>	Deploy/MPower RX: 8 g/acre + Horizon: 93 mL/acre. + Score: 0.8% v/v	Broadleaf weeds controlled by Deploy plus wild oats, green foxtail. Apply at 2 leaf to flag leaf of the crop.
<b>Spring wheat including durum</b>		
<b>Signal/Horizon 240EC + adjuvant</b>	Deploy/MPower RX: 8 g/acre + Signal/Horizon 240 EC: 93 - 117 mL/acre + adjuvant***	Wild oats with low rate of Signal/Horizon 240 EC, wild oats and green foxtail with high rate.
<b>Horizon 240 EC/Signal + MCPA adjuvant</b>	Deploy/MPower RX: 8 g/acre + Horizon/Signal: 93 mL/acre + MCPA: 340 - 445 mL/acre	Broadleaf weeds controlled by Deploy + MCPA plus wild oats, green foxtail. Apply at 3 leaf to flag leaf of the crop.

\* Other similar products(with identical chemistries) may have similar tank mixes. \*\* Attain/Flurox 24 + Deploy/MPower R are only registered on wheat, including durum and barley. \*\*\* Check label for appropriate adjuvant product and amount for each herbicide product.

## Application Information

Apply with ground sprayers. Do not apply by air. **Water volume:** 22 L/acre minimum. Caution: Apply within 24 hours of mixing.

## How it Works

Absorbed through foliage. Inhibits cell development.

## Expected Results

Weed growth stops immediately. Discolouration of dying weeds may not be noticeable for 1 - 3 weeks after application depending on growing conditions and weed species. Poor results may be expected if there is improper mixing, timing, coverage or when weeds are under stress. Weeds hardened off by cold weather or drought stress may not be adequately controlled or suppressed, and re-growth may occur.

## Restrictions

**Rainfall:** Rainfall within 4 hours of application may lessen degree of weed control. **Grazing:** Barley, oats and wheat may be grazed or fed to livestock 7 days after application. **Re-cropping:** Do not plant to any crop until 2 months after application. **Maximum Allowable Application:** Do not exceed a total of 8 g/acre of Deploy per crop year.

## Environmental Precautions

Deploy/MPower RX are toxic to non-target terrestrial plants and aquatic organisms. Leave a 15 m buffer zone between sprayed area and sensitive habitats.

## Toxicity

**Ingestion:** Low toxicity. Acute oral LD<sub>50</sub> (rats) => 5,000 mg/kg. **Dermal:** Low toxicity. **Inhalation:** Low toxicity.

## Storage

Store in a cool, dry place.

# Distinct

Group 4, 19

## Formulation

Product	Company	Active ingredient	Formulation	Container size
Distinct (PCP# 25811)	BASF Canada	Dicamba: 50% Diflufenzopyr: 20%	Wettable granule	2 x 2.3 kg

1 jug treats 20 - 40 acres, 1 case treats 40 - 80 acres

## Crops, Staging and Rates

Crop	Rate
Chemfallow and post harvest	57.5 g/L - 115 g/acre
Field corn (2 - 6 leaf)	115 g/acre + non-ionic surfactant (0.25% v/v) + liquid urea ammonium nitrate (UAN)(1.25% v/v)

**Note:** Chemfallow – Distinct + glyphosate must be applied with Merge (200mL/acre). The surfactant is not included in the package.

## Weeds and Staging

**Broadleaf:** Apply up to the 8 leaf stage unless otherwise specified.

### Broadleaf weeds controlled (58 g/ac)

dandelion\*

kochia\*

lamb's-quarters

narrow-leaved hawk's beard

redroot pigweed

round-leaved mallow

spiny annual sowthistle

wild buckwheat

\* Only 115 g/acre rate controls glyphosate resistant kochia.

**Distinct (cont'd)****Broadleaf weeds controlled (115 g/ac) (above weeds plus)**

biennial wormwood (2 - 8 leaf)	lady's thumb	redroot pigweed
Canada thistle*	lamb's quarters	tall water hemp
common cocklebur	perennial sowthistle	velvet leaf
common ragweed	(suppression 2 - 10 leaf)	volunteer canola (up to 4 leaf)

\* Top growth control

**Registered Tank Mixes**

Distinct should always be tank mixed with glyphosate 0.5 - 1 L/acre of 360 g/l equivalent for chemfallow and post-harvest applications. Merge (200mL/acre) is always required regardless of the glyphosate formulation used. In field corn, if Distinct is applied alone, should use 1.25% non-ionic surfactant + 1.25% of 28% UAN. Do not use either UAN or a non-ionic surfactant if mixed with glyphosate.

**Application Information**

**How to Apply:** Ground equipment only. **Water Volume:** 20 - 40 L/acre. Use higher water volume (40 L/acre) for dense weed stands or larger weeds and if applying on glyphosate resistant kochia.

**Application Tips**

Good growing conditions promote weed growth and enhance the activity of Distinct. Weeds hardened off by cold weather or drought stress may not be controlled. Insufficient water volumes or coarse sprays may also reduce control levels.

**How it Works**

Absorbed through roots and leaves and translocated in phloem and xylem causing a disruption in cell metabolism.

**Restrictions**

**Rainfall:** Rainfall within 4 hours of application may reduce activity. **Grazing:** Do not graze treated fields for 75 days after corn application. **Re-cropping:** Contact manufacturer for a list of approved crops the following season.

**Toxicity**

Slightly toxic after single ingestion. Relatively non toxic after short-term skin contact. Acute oral LD<sub>50</sub> (rats) 1,600 mg/kg.

**Storage**

Store in a cool, dry place.

# Dual II Magnum

**Group 15****Formulation**

Product	Company	Active ingredient	Formulations	Container size
Dual II Magnum (PCP# 25729)	Syngenta	Metolachlor: 915 g/L	Solution	2 x 10 L, 450 L

**Crops, Staging and Rates**

Pre-plant incorporated or irrigated within 10 days if applied pre-emergent **Rate:** Apply at 0.71 L/acre.

Field crops			
corn (hybrid, field, sweet, silage)	dry common beans	lima beans	pinto beans
peas (grown for processing)	potatoes	soybean	sugar beet
sweet white lupins	carrots	pumpkin and winter squash	red beets
field peppers			

Field crops			
Shelterbelts consisting of trees in their second year or older			
black spruce	jack pine	Norway spruce	poplar
red pine	white pine	white spruce	
Fruits and vegetables			
fruit trees (bearing and non-bearing)	newly planted strawberries	cantaloupe, cucumber	

### Weeds, Rates and Staging

Pre-emergent, if irrigated within 10 days, or pre-plant incorporated

American nightshade	eastern black nightshade	old witch grass	yellow nutsedge (preplant incorporation only)
barnyard grass	fall panicum	redroot pigweed (suppression)	
crabgrass (hairy and smooth)	green foxtail	yellow foxtail	

### Registered Tank Mixes

Apply pre-plant incorporated or pre-emergence with irrigation.

Tank mix partner	Tank mix rate
<b>Aatrex 480 (Corn only)</b>	Dual II Magnum: 0.51 - 0.71 L/acre + Aatrex 480: 0.85 - 1.25 L/acre + non-ionic surfactant: 0.1% v/v

### Application Information

**How to Apply:** Apply with ground equipment: band or overall spray. **Water volume:** 28 - 56 L/acre.

**Incorporation:** Incorporate to 5 cm. Do not exceed this depth since product dilution can occur. If using tandem discs, set to cut to a depth of 10 cm operated at 6 - 9 km/h. If using vibrating shank cultivators with overlapping sweeps, set 10 cm deep and operate at 10 - 13 km/h. Spike tooth or diamond tooth harrows are good incorporation equipment. Immediate incorporation is not necessary although desirable.

### Application Tips

For band treatments, use a press wheel ahead of the nozzle to level the band.

### How it Works

Inhibits germination, particularly grasses.

### Expected Results

Annual grasses do not germinate or under dry conditions, may die back soon after emergence.

### Restrictions

**Rainfall:** Moisture required to move chemical to area of germination but an excess may move it below this area.

**Grazing:** Do not graze treated immature crops or cut for hay. Sufficient data are not available to support such use.

In the case of corn, immature means before ear emergence. **Pre-harvest Interval:** Do not harvest corn within 80 days, asparagus 16 days, sweet corn 50 days of making a post-emergent application. Make only one application per season. **Recropping:** Winter cereals may be seeded 4.5 months after treatment.

### Environmental Precautions

Dual II Magnum is moderately to highly toxic to aquatic organisms. Leave a buffer zone of 29 m between the sprayed area and the edge of any sensitive habitats.

### Toxicity

**Ingestion:** Slightly toxic. Acute oral LD<sub>50</sub> (rats) = 2,149 mg/kg. Dermal: Slightly toxic.

### Storage

Heated storage required.

# Eclipse XC/MP Clobber G

Group 4, 9

## Formulation

Product	Company	Active ingredient	Formulations	Container size
Eclipse XC A (PCP# 32883)	Corteva Agriscience	Clopyralid: 600 g/L	Solution	2.67 L
Eclipse XC B (PCP# 32852)		glyphosate: 480 g/L DMA		2 x 7.5 L
MP Clobber (PCP# 33114)	New Agco Inc.	Clopyralid:360 g/L		4.45 L
MP Disruptor (PCP# 29290)		glyphosate: 360 g/L		2 x 10 L

## Crops, Stage and Rates

Crop	Stage	Rate per acre
glyphosate tolerant canola and field corn** varieties* (i.e. Roundup Ready canola)	canola: 2 - 6 leaf, corn: emergence to V6	Eclipse XC A: 69 mL/acre + Eclipse XC B: 375 mL/acre OR Clobber: 113 mL/acre + Disruptor: 500 mL/acre

\* Some short-term, visual yellowing may occur when Eclipse XC tank mix is applied at the late application 4 to 6 leaf stage of the crop. This effect is temporary and will not influence crop growth, maturity or yield. \*\* Only Eclipse XC is registered for use on glyphosate tolerant, field corn.

One case will treat 40 acres.

## Weeds Controlled

### Annual grasses

green foxtail                      volunteer barley                      volunteer wheat                      wild oats

### Annual broad-leaved weeds

chickweed                      kochia\*                      redroot pigweed                      volunteer canola  
cleavers                      lady's-thumb                      Russian thistle                      (non-glyphosate tolerant)  
corn spurry                      lamb's-quarter                      shepherd's-purse                      wild buckwheat  
cow cockle                      night-flowering                      smartweed                      wild mustard  
hemp nettle                      catchfly                      stinkweed                      wild tomato

### Perennial weeds

Canada thistle, quackgrass                      perennial sow-thistle (season-long top growth control)                      dandelion < 15 cm diameter (top growth)                      dandelion > 15 cm diameter (suppression)

\* Eclipse will not control kochia biotypes resistant to glyphosate (Group 9).

## Application Information

**How to Apply:** Apply with ground equipment only. Do not apply by air. Note: Do not use galvanized steel or unlined steel tanks as a combustible gas may be formed. **Water volume:** 40 L/acre.

## Application Tips

Ensure that the crop has not advanced beyond the recommended leaf stage for application. Treat crops during warm weather when weeds are actively growing. Best results are obtained when Canada thistle is actively growing and soil moisture is adequate for rapid growth. Do not treat weeds under poor growing conditions. Reduced results may occur when treating weeds heavily covered with dust. Reduced results may occur if water-containing soil is used, such as water from ponds and unlined ditches.

## How it Works

Eclipse/Clobber G tank mix is readily absorbed by foliage and roots. Clopyralid is a systemic, hormone-type herbicide absorbed by leaf, stem surfaces and roots and translocated upwards and downward. Glyphosate is a non-selective, systemic herbicide that moves from the foliage into the roots and kills the entire plant. Maximum efficacy results from foliar application to young, actively growing plants.



## Expected Results

Under good growing conditions, wilting and yellowing of annuals occurs within 2 - 4 days. Herbicide symptoms on affected annual and perennial weeds may also include swollen growing points and roots, cupping of leaves, twisted and distorted stems and leaves. Cool or cloudy weather may slow activity. Affected weeds turn yellow before turning brown as they die. Death of weeds may not occur until 14 - 21 days after application. Browning of above ground growth and deterioration of roots occurs.

## Restrictions

**Rainfall:** Do not apply if rainfall is forecast for the time of application. **Grazing:** Allow 3 to 5 days before grazing treated areas. **Re-cropping:** Fields previously treated with Eclipse Clobber G tank mix can be seeded the following year to wheat, oats, barley, rye (not underseeded with legumes, clover or alfalfa), forage grasses, flax, canola, mustard, field peas, soybean, sugar beets or they can be summerfallowed. Seed only those crops listed above in the year following treatment. Do not seed to field peas for at least 10 months following treatment. Very dry soil conditions following application can result in a risk of injury to field peas grown in rotation. If severe drought conditions are experienced during the months of June to August inclusive in the year of application, delay seeding field peas an additional 12 months (total 22 months following application). **Manure and Straw:** Residues of the herbicide tank mix occurring in the straw may be harmful to susceptible plants. Do not use straw or crop residue from treated crops for composting or mulching susceptible broadleaved crops. If the straw or crop residue is used for animal bedding or feed, return the manure to fields to be planted to clopyralid tolerant crops such as wheat, barley, oats, rye, forage grasses, canola or flax. Do not grow susceptible crops such as peas, beans, lentils, potatoes, sunflowers or other sensitive crops on land which has been mulched with straw containing clopyralid residues within the last 12 months. such as peas, lentils, potatoes, and sunflower.

## Environmental Precautions

Avoid contamination of non-target land, water or irrigation ditches. Do not use Eclipse III tank mix where it can enter water bodies.

## Toxicity

**Eclipse A/Clobber:** Ingestion: Non-toxic. Acute oral LD<sub>50</sub> (rats) = > 5,000 mg/kg.

**Eclipse B/Disruptor:** Non-toxic. Acute oral LD<sub>50</sub> (rats) = > 5,000 mg/kg.

## Storage

Store in heated storage. If products are frozen, bring to room temperature and agitate before use.

# Edge MicroActiv

Group 3

## Formulation

Product	Company	Active ingredient	Formulations	Container size
Edge (PCP# 32904)	Gowan Company	Ethalfuralin: 10%	Granules	454 kg

## Crops, Staging and Rates

**Fall pre-plant incorporated:** Apply between September 1 and soil freeze-up. **Spring:** Cultivate to destroy weeds, Apply prior to seeding and incorporate.

**Rate:** 3.4 - 5.7 kg/acre

alfalfa establishment (seed production only)	caraway	dry beans (white or kidney only)	lentils (fall application only)	safflower
canola	chickpea*	faba beans	mustard (yellow only) peas	soybeans
	coriander	industrial hemp*		sunflower

\* Minor use registration. Gowan Canada assumes no responsibility with respect to performance and/or crop tolerance.

**Edge MicroActiv (cont'd)****Weeds Controlled**

Annual grasses				
barnyard grass	green foxtail	volunteer barley*	wild oats*	
crabgrass	fall panicum	volunteer wheat*	yellow foxtail	
Broadleaved weeds				
chickweed	cow cockle	lady's-thumb*	prostrate pigweed	Russian thistle*
cleavers*	hemp-nettle*	lamb's-quarters	purslane	wild buckwheat
corn spurry	kochia	nightshade*	redroot pigweed	

\* Suppression

**Rate**

Organic matter	Spring: sand to sandy loam (kg/acre)	Spring: loams to clay (kg/acre)	Fall: loam to clay (kg/acre)
2 - 4% (dk brown soils)	3.4	4.5	4.5
4 - 6% (black soils)	3.4	4.5	5.7
6 - 15% (deep black soils)	4.5	4.5 - 5.7*	5.7

\* For improved results on medium-heavy texture soils with 6 to 15% organic matter, use the higher rate in fields with high populations of weeds.

**Application Information**

**Directions for use - direct-seeding systems:** Direct seeding is defined as seed placement into standing stubble (including chemical fallow) with minimum soil disturbance and maximum surface residue retention. Edge for weed control in direct-seeding systems is intended for use on soils that have been in a low disturbance, direct-seeding system with < 30% soil disturbance for at least 2 consecutive years. In the year of seeding, a one pass, direct-seeding operation with minimal soil disturbance (<30%) is recommended. Edge applied to the soil surface provides long-lasting control of susceptible weeds within the top 2.5 cm of the soil surface. Edge in direct-seeding systems is adsorbed to the soil surface and will not control weeds that germinate from a deeper depth (>2.5 cm) or pre-emerged weeds.

**Land preparation - crop residue management:** At harvest, chopping, spreading and even distribution of straw and chaff residues is an effective method of straw management. Poor crop residues may create plugging or hair pinning during the seeding operation. Poor and uneven crop emergence, cold wet soils, soil nutrient tie-up and delayed and uneven maturity may also be a result of inadequate trash management. **Preseeding (burn off) weed control:** A preseeding burn-off herbicide treatment is required to eliminate weed competition prior to crop emergence.

**Application instructions:** Apply Edge MicroActiv uniformly with a properly calibrated granular herbicide applicator. Avoid concentration of the herbicide in narrow bands. A single harrow operation assists in managing straw residue to ensure good herbicide soil contact. Avoid excessive soil disturbance.

**Seeding instructions:** Use direct-seeding equipment seeding at a uniform depth to ensure seed-soil contact and rapid crop emergence. Minimum soil disturbance ensures a uniform herbicide layer at the soil surface.

**Fall application:** Edge for weed control in direct-seeding systems may be applied in the fall between October 1 and prior to soil freeze-up for weed control the following year. Apply Edge at the fall rates listed above using a harrow operation to manage crop residue and ensure herbicide soil contact.

**Spring application:** Edge for weed control in direct-seeding systems may be applied in the spring. These applications should be made at the spring application rates listed above and applied as early as field conditions permit and at least 10 days prior to seeding. The shallow harrow incorporation should be performed within 24 hours of application.

**Application Tips**

To avoid concentrating wild oat and volunteer cereal seeds below the treated layer, do not plow the land prior to Edge application. Do not apply to fields spread with manure during the past 12 months. Do not apply to soils subject to prolonged periods of flooding or soils in poor working condition. Edge MicroActiv can be used where trash is heavier or on standing weeds provided they do not interfere with distribution of the granules and do not limit incorporation. Do not apply on soils with less than 2% organic matter. Application on eroded knolls or Grey Wooded soils with highly variable texture and organic matter may result in a reduced crop stand, delayed development or reduced yield in either treated crop or rotational crop.

**How it Works**

A pre-emergence herbicide that kills seedlings as they germinate. Inhibits cell division in the actively growing points of the root and shoot. Does not control established weeds.

**Expected Results**

**Weeds:** Most die before emerging. Weeds will exhibit swelling of the coleoptile region, stubby, thick primary root development and lack of secondary roots. Plants die from lack of ability to obtain moisture.

**Restrictions**

**Grazing:** Do not graze the treated crops or cut for hay. There are not sufficient data available to support such use.

**Re-cropping:** Do not grow oats, sugar beets and small-seeded grasses such as timothy, canaryseed grass and creeping red fescue in rotation following a crop treated with Edge herbicide. If ethalfluralin and/or trifluralin have been used at the oilseed/special crop rate for two consecutive years, wheat should not be seeded. Do not direct seed (zero till) a rotational crop into standing stubble on land that has been treated with trifluralin or ethalfluralin for the previous crop. Cultivation prior to seeding of the rotational crop is strongly recommended to help aerate the soil and promote seedbed conditions, which will enhance seed germination.

**Caution:** The persistence of Edge herbicide is influenced by soil moisture and the majority of breakdown occurs during the growing season. If drought or extended dry periods were present in the previous year, higher levels of Edge herbicide may be present in the soil. To reduce the possibility of injury to rotational crops, seed shallow into a warm, moist seedbed using recommended agronomic practices and seeding depths. As an additional safety precaution, seeding rate may be increased slightly (10%).

**Environmental Precautions**

Contamination of any body of water with this product may kill fish.

**Toxicity**

**Ingestion:** Non-toxic. Acute oral LD<sub>50</sub> (rats) = > 5,000 mg/kg. **Dermal:** slightly toxic.

**Storage**

Store in areas not exposed to high temperatures or prolonged, direct sunlight. Also, do not let product remain standing in applicators under these conditions. After filling the granular applicator, close the lid immediately to avoid prolonged exposure to direct sunlight.

# Embutox/Caliber/Cobutox

Group 4

**Formulation**

Product	Company	Active ingredient	Formulations	Container size
Caliber 625 (PCP# 27910)	Loveland Products	2,4-D B: 625 g/L	Emulsifiable concentrate	10 L jug
Cobutox 625 (PCP# 27911)	IPCO			
Embutox 625 (PCP# 27912)	Nufarm Agriculture			

**Crops, Staging and Rates**

Crop	Stage	Rate per acre
<b>Cereals</b>		
Wheat (including durum), barley, oats	After the crop has five fully expanded leaves but before the early flag leaf (shot-blade or boot) stage.	0.71 - 0.91 L
Corn, field	After the crop is 40 cm high but before the beginning of tasseling. Use drop nozzles.	0.71 - 1.1 L

**Embutox/Caliber/Cobutox (cont'd)**

Crop	Stage	Rate per acre
<b>Forages</b>		
Seedling alfalfa, bird's-foot trefoil	From the first to the fourth trifoliate leaf stage	0.71 - 0.91 L
Seedling clovers (alsike***, red***, Dutch) but not sweet clover	As soon as possible after the first trifoliate leaf stage.	0.71 - 0.91 L
Pasture containing forage legumes	After cutting or grazing preferably when regrowth is not above 7.5 cm high.	0.71 - 1.1 L
Seedling grasses** for forage	2-4-leaf stage of seedling grasses.	0.71 - 0.91 L

**Weeds Controlled****Weeds controlled at 0.71 L/acre (1 - 2 leaf stage)**

ball mustard	ragweed,	shepherd's purse	wild mustard (up to 4 leaf stage)
lamb's-quarters	redroot pigweed	stinkweed	wormseed mustard

**Weeds controlled at 0.91 L/acre (1 - 2 leaf stage)**

bull thistle (rosette to early bud stage)	dandelions (prior to bud stage) <sup>1</sup>	narrow-leaved hawk's beard (fall rosette stage, after alfalfa has gone dormant)	wild buckwheat
Canada thistle (15cm to early bud) <sup>1</sup>	field bindweed (late summer) <sup>1</sup>	oak-leaved goosefoot	wild radish
chicory (rosette stage)	green smartweed (at 1.1 L rate)	perennial sow-thistle (rosette stage) <sup>1</sup>	yellow rocket (late September to mid October)
curled dock (early growth stage)	horsetail (10 - 15 cm high) <sup>1</sup>		
	lady's-thumb (at 1.1 L rate)		

\* Oats may be damaged if treated before the recommended growth stage. \*\* Smooth brome grass, creeping red fescue, meadow fescue, tall fescue, orchard grass, timothy, crested wheatgrass, intermediate wheatgrass, streambank wheatgrass, tall wheatgrass. \*\*\* Red and Alsike clover may be damaged by 2, 4-D B application. <sup>1</sup> Suppression

**Registered Tank Mixes**

Tank mix partner	2,4-D B + tank mix partner rate	Additional weeds controlled
<b>In seedling alfalfa and bird's-foot trefoil</b>		
MCPA amine	2,4-D B: 0.51 L/acre <b>Plus</b> MCPA amine 500: 28 mL/acre or 23.6 mL/acre of MCPA amine 600	Improve control of wild mustard and narrow-leaved hawk's beard in alfalfa and bird's-foot trefoil.

**Application Information**

**How to Apply:** Ground equipment. Do not apply by air. **Water Volume:** 60 - 80 L/acre.

**Application Tips**

Do not exceed recommended rate and apply at appropriate growth stage for each crop. Apply product in warm weather. Do not apply under drought conditions. Application must be made before the crop shields the weeds.

**How it Works**

Susceptible plants convert 2,4-DB to 2,4-D. Certain legumes do not convert it. 2,4-DB is translocated to actively growing parts.

**Expected Results**

Weeds should die within 2 - 3 weeks of treatment. Smartweeds seedlings only stunted.

**Restrictions**

**Rainfall:** Rainfall before the foliage has dried from the spraying may decrease activity. **Grazing:** Do not use treated crops for grazing of livestock or green feed until 30 days after application

**Environmental Precautions**

2,4-D B formulations contain a petroleum distillate, which is moderately to highly toxic to aquatic organisms.

**Toxicity**

Low acute mammalian toxicity. Acute oral LD<sub>50</sub> (rats) = 1,603 mg/kg. Toxic to fish. Non-toxic to birds and bees.

**Storage**

Heated storage is not required. If frozen, warm to 20 - 22°C and agitate thoroughly.

# Enforcer D

Group 4, 6

## Formulation

Product	Company	Active ingredient	Formulation	Container size
Enforcer D (PCP# 30690)	Nufarm Agriculture	Fluroxypyr: 80 g/L + bromoxynil: 190 g/L + 2,4-D ester: 240 g/L	Emulsifiable concentrate	2 x 10 L, 120 L, 480 L

## Crops, Staging and Rates

Crop	Rate/acre	Specific comments
Barley	243 - 486 mL/acre	4 leaf to early flag leaf
Wheat (spring, durum)		

## Weeds and Staging

243 mL/acre		486 mL/acre: previous weeds plus	
broadleaf plantain cleavers (up to 8 whorl) common groundsel hemp-nettle knotweed kochia (up to 5 cm) lady's thumb	lamb's-quarters night flowering catchfly shepherd's purse stinkweed stork's bill volunteer canola wild mustard	Canada thistle (suppression) dandelion field horsetail redroot pigweed round-leaved mallow Russian thistle	volunteer flax wild buckwheat

## Registered Tank Mixes

Tank mix partners	Crop	Enforcer D rate	Crop stage/comments
<b>Achieve, Nufarm Tralkoxydim or other tralkoxydim herbicides</b>	Barley and wheat (spring, durum and winter)	0.243 - 0.486 L/acre	4 leaf to early flag. Follow the tank mix partners recommended crop stage as well
<b>Puma Advance or other fenoxaprop-ethyl herbicide</b>	Barley and wheat (spring, durum and winter)		4 leaf to early flag. Follow the tank mix partners recommended crop stage as well
<b>Everest</b>	Wheat (spring, durum and winter)		4 leaf to early flag. Follow the tank mix partners recommended crop stage as well
<b>Signal or other clodinafop herbicide</b>	Wheat (spring, durum and winter)		4 leaf to early flag. Follow the tank mix partners recommended crop stage as well
<b>Varro</b>	Spring, and durum wheat		4 leaf to early flag.
<b>Boost</b>	Spring and durum wheat, barley		4 leaf to before flag leaf. Improved suppression of narrow-leaved hawk's beard.
<b>Simplicity</b>	Spring and durum wheat		4 leaf to early flag leaf.
<b>Epic Herbicide</b>	Spring and durum wheat, barley		4 leaf to early flag leaf.

## Application Information

**Rate:** 0.243\* – 0.486 L/acre

**Water:** 40 L/acre

\* Use the 0.243 L/acre rate only when the weeds are smaller and the fields have light infestation of weeds.

**Enforcer D (cont'd)****How it Works**

Bromoxynil is a contact type herbicide; therefore, good spray coverage is essential. Inhibits photosynthesis and plant respiration. Fluroxypyr and 2,4-D ester herbicides are selective for broad leaf control in grassy crops. The components of these products move within the plant to control exposed and underground plant tissue. It mimics naturally occurring plant hormones and controls weeds by disrupting normal plant growth patterns. Symptoms include twisting of stems and swollen nodes.

**Expected Results**

Small burnt spots on the leaf can appear within hours; death takes up to 2 weeks. Poor results may be expected if poor coverage, poor penetration through dense crop canopy. Weeds start to twist shortly after spraying. After twisting and bending, plants stop growing, turn brown and die.

**Restrictions**

Do not use treated crops for grazing livestock or green feed until 30 days after application. Withdraw meat animals from treated fields at least 3 days before slaughter. Do not harvest the treated crop within 60 days after application.

**Toxicity**

Acute oral LD<sub>50</sub> (rats) 1,030 mg/kg.

**Storage**

Store in original containers in a secure, dry, heated storage.

## Enforcer M/ForceFighter M/ MP Foxy Buck M

**Group 4, 6**

**Formulation**

Product	Company	Active ingredient	Formulation	Container size
Enforcer M (PCP# 30691)	Nufarm Agriculture	Fluroxypyr: 80 g/L + bromoxynil: 200 g/L + MCPA ester: 200 g/L	Emulsifiable concentrate	2 x 10 L, 120 L, 480 L
ForceFighter M co-pack Badge II (PCP# 30370) + Fluroxypyr 180 EC (PCP# 30815)	ADAMA Canada	Bromoxynil: 225 g/L + MCPA: 225 g/L + fluroxypyr 180: 180 g/L	EC	2 x 10 L or 2 x 120 L Badge II plus 9.6 L or 115.2 L Fluroxypyr 180
MP Foxy Buck M co-pack Buck M (PCP# 32685) + Foxy (PCP# 32952)	New Agco Inc.	Bromoxynil: 225 g/L + MCPA: 225 g/L + fluroxypyr: 180 g/L	EC	2 x 10 L Buck M + 9.6 L Foxy

**Crops, Staging and Rates**

Crop	Rate/acre	Specific comments
Barley	Enforcer M: 253 - 500 mL/acre. ForceFighter M: Badge II 500 mL/acre + Fluroxypyr 180: 240 mL/acre	2 leaf to early flag leaf
Wheat (spring, durum, winter)		
Canaryseed*	253 - 500 mL/acre	3 to 5 leaf

\* Enforcer M only

## Weeds and Staging

Seedlings up to 4 leaf stage unless otherwise noted

253 mL/acre	500 mL/acre (all previous weeds plus those below)	
kochia (up to 5 cm tall) lamb's- quarters (up to 6 leaf) wild mustard (up to 6 leaf) wild buckwheat (suppression)	American nightshade (up to 4 leaf) ball mustard (up to 4 leaf) bluebur Canada thistle (top growth control) chickweed (up to 6 leaf) cleavers (up to 6 whorls) cocklebur (up to 4 leaf) cow cockle (up to 4 leaf) common groundsel (up to 6 leaf) common ragweed (up to 6 leaf) flixweed green, pale smartweed/lady's thumb hemp nettle (up to 6 leaf)	night flowering catchfly perennial sow thistle (top growth) redroot pigweed (suppression) Russian thistle (up to 4 leaf, < 5 cm tall) scentless chamomile shepherd's purse stinkweed (up to 6 leaf) stork'sbill (suppression) tartary buckwheat (up to 6 leaf) volunteer canola volunteer flax volunteer sunflower wild buckwheat (up to 6 leaf) wormseed mustard (up to 6 leaf)

## Registered Tank Mixes

These tank mixes are for Enforcer M only. ForceFighter M/Foxy Buck M can be tank mixed with a wide range of graminicides for broad spectrum grassy and broadleaf control. Can be tank mixed with thifensulfuron/tribenuron for suppression of narrow-leaved hawk's beard. Apply mixes according to the most restrictive crop or use limitations for all products.

Tank mix partners (Enforcer M)	Crop	Enforcer M rate	Crop stage/comments
<b>Achieve, Nufarm Tralkoxydim or other tralkoxydim herbicides</b>	Barley and wheat (spring, durum and winter)	0.253 - 0.500 L/acre	2 leaf to early flag. Follow the tank mix partners recommended crop stage as well
<b>Puma Advance or other fenoxaprop-ethyl herbicide</b>	Barley and wheat (spring, durum and winter)	0.253 - 0.500 L/acre	2 leaf to early flag. Follow the tank mix partners recommended crop stage as well
<b>Signal or other clodinafop herbicide</b>	Wheat (spring, durum and winter)	0.253 - 0.500 L/acre	2 leaf to early flag. Follow the tank mix partners recommended crop stage as well
<b>Simplicity</b>	Wheat (spring, durum and winter)	0.253 - 0.500 L/acre	2 leaf to early flag. Follow the tank mix partners recommended crop stage as well
<b>Varro</b>	Wheat (spring, durum and winter)	0.253 - 0.500 L/acre	2 leaf to early flag. Follow the tank mix partners recommended crop stage as well
<b>Axial/Epic</b>	Barley and wheat (spring, durum and winter)	Axial: 0.253 - 0.500 L/acre Epic: 160 - 240 mL/acre	2 leaf to early flag. Follow the tank mix partners recommended crop stage as well
<b>Boost</b>	Barley and wheat (spring and durum)	8 g/acre	2 leaf to early flag. Follow the tank mix partners recommended crop stage as well

## Application Information

Rate: 0.253\* – 0.500 L/acre

\* Use the 0.253 L/acre rate only when the weeds are smaller and the fields have light infestation of weeds.

## Mixing Instructions

Half fill the tank with clean water. Add the required amount of Enforcer M and agitate thoroughly. Add any tank mix partners. Fill the tank and agitate again before use.

## Application Information

Optimum activity requires active crop and weed growth. The temperature range for optimum activity is 12 to 24°C. Reduced activity will occur when temperatures are below 8°C or above 27°C. Frost before application (3 days) or shortly after (3 days) may reduce weed control and crop tolerance.

**Enforcer M/Forcefighter M/MP Foxy Buck M (cont'd)****Restrictions**

Fields previously treated with Enforcer M/Forcefighter M can be seeded the following year to barley, canola, flax, forage grasses, lentils, mustard, oats, peas, rye and wheat, or fields can be summerfallowed.

**How it Works**

Bromoxynil is a contact-type herbicide; therefore, good spray coverage is essential. Inhibits photosynthesis and plant respiration. Fluroxypyr and MCPA ester herbicides are selective and non-residual. The components of these products move within the plant to control exposed and underground plant tissue. It mimics naturally occurring plant hormones and controls weeds by disrupting normal plant growth patterns. Symptoms include twisting of stems and swollen nodes.

**Expected Results**

Small burnt spots on the leaf can appear within hours; death takes up to 2 weeks. Poor results may be expected if poor coverage, poor penetration through dense crop canopy. Weeds start to twist shortly after spraying. After twisting and bending, plants stop growing, turn brown and die.

**Restrictions**

DO NOT enter or allow worker entry into treated areas during the restricted-entry interval (REI) of 24 hours. Do not use treated crops for grazing livestock or green feed until 30 days after application. Do not harvest forage or cut hay within 30 days after application. Withdraw meat animals from treated fields at least 3 days before slaughter. Do not harvest the treated crop within 60 days after application.

**Environmental Precautions**

A 15 metre buffer zone is required between freshwater, marine and terrestrial habitats and the treated crop areas.

**Toxicity**

Acute oral LD<sub>50</sub> (rats) > 700 mg/kg.

**Storage**

Store in original containers in a secure, dry, heated storage.

# Engenia/Oracle Dicamba

**Group 4****Formulation**

Product	Company	Active ingredient	Formulation	Container size
Engenia (PCP# 32220)	BASF Canada	Dicamba: 600 g/L	Solution	2 x 8.09 L
Oracle Dicamba (PCP# 26722)	Gharda (distributed by UAP)	Dicamba: 480 g/L	Solution	2 x 10 L jug

**Note:** Not to be mixed with any glyphosate product that is in the ammonium salt form (480 g active ingredient/litre).

**Crops, Staging and Rates**

Crop	Stage	Rate: Engenia	Rate: Oracle Dicamba
Barley*	2 - 5 leaf	74 - 94 mL/acre Do not use Engenia on durum wheat	93 – 117 mL/acre
Spring wheat, including durum*			
Winter wheat*			
Oats*			
Spring rye*	2 - 3 leaf	74 - 94 mL/acre	
Field corn	Emergence to 5 leaf up to 20 cm. Use 20 - 50 cm use drop nozzles	194 mL/acre	242 mL/acre



Crop	Stage	Rate: Engenia	Rate: Oracle Dicamba
Canaryseed*	3 - 5 leaf	94 mL/acre	117 mL/acre
Seedling grasses**	2 - 4 leaf	74 - 94 mL/acre	93 - 117 mL/acre
Red fescue	Seedlings: up to 5 cm. Established: up to flag leaf	194 mL/acre	243 mL/acre
Pasture	Established: actively growing	0.680 L - 1.185 L/acre	0.85 – 1.48 L/acre
Rangeland			
Pre-seed weed burndown (cereals) Engenia + glyphosate (360 formulation)	Apply according to leaf stage	Engenia: 102 mL/acre + glyphosate: 0.38 L/acre + surfactant	Oracle: 127 mL/acre + glyphosate: 0.38L/acre + surfactant (0.5% v/v)
Chem-fallow (+ glyphosate)	2 to 4-leaf stage of weeds	Engenia: 94 - 195 mL/acre + glyphosate: 0.38 L/acre + surfactant (0.5% V/V)	Oracle: 117 – 243 mL/acre + glyphosate: 0.38 L/acre + surfactant (0.5% v/v)
Chem-fallow (+ 2,4-D)	Apply according to leaf stage	Engenia: 74 - 102 mL/acre + 2,4-D amine 500: 0.45 L/acre	Oracle: 93 – 127 mL/acre + 2,4-D amine 500: 0.45 L/acre
Fall stubble	Apply according to leaf stage	0.8 L/acre	1.0 L/acre
Fall stubble (+ glyphosate)	Apply according to leaf stage	Engenia: 0.4 L/acre + glyphosate: 0.38 L/acre	Oracle: 0.5 L/acre + glyphosate: 0.38 L/acre
Brush control: alder, poplar, cherry, prickly rose, western snow berry, wolf willow, wild rose	Apply in spring or early summer, when brush species are under 2 metres tall.	0.67 - 1.18 L/acre	0.84 – 1.47 L/acre
Roundup Ready 2 Xtend Soybeans	Pre-plant or pre-emergent to the crop, or post-emergent, once or twice prior to early flower.	Engenia: 194 - 400 mL/acre	

\* Should be tank mixed with 2,4-D or MCPA or any other registered tank mixed partner for broad-spectrum weed control. \*\* Seedling grasses includes creeping red fescue, crested wheatgrass, intermediate wheatgrass, meadow fescue, meadow foxtail, orchard grass, pubescent wheat grass, slender wheatgrass, smooth brome grass, streambank wheatgrass, tall fescue, tall wheatgrass, timothy.

### Weeds Controlled

Engenia alone: 74 - 94 mL/acre, Oracle alone: 93 - 117 mL/acre

Canada thistle (top growth only)	cow cockle	perennial sow-thistle (top growth only)
cleavers (high rate only)	green smartweed)	tartary buckwheat
corn spurry	lady's thumb	wild buckwheat

### Registered Tank Mixes

Tank mix partner	Tank mix rate	Additional weeds controlled including the above mentioned
Barley, spring wheat, winter wheat, rye (only registered with 2,4-D), oats (only MCPA), seedling grasses (only 2,4-D)		
2,4-D Amine 500 or MCPA Amine 500	Engenia: 74 mL/acre + OR Oracle: 93 mL/acre 2,4-D Amine: 340 mL/acre or MCPA Amine: 340 mL/acre	2 - 5 leaf stage, burdock, Canada thistle, cocklebur, flixweed, green smartweed, hemp nettle, kochia, redroot pigweed, Russian pigweed, Russian thistle, shepherd's-purse, volunteer canola (1 - 4 leaf) wild radish.
Barley spring and winter wheat, oats		
MCPA K-salt	Engenia: 74 mL/acre OR Oracle: 93 mL/acre + MCPA-K salt: 440 mL/acre	2 - 5 leaf stage, all of the above weeds.

**Engenia/Oracle Dicamba (cont'd)**

Tank mix partner	Tank mix rate	Additional weeds controlled including the above mentioned
<b>Barley and spring wheat</b>		
<b>Ally</b>	Engenia: 74 mL/acre OR Oracle: 93 mL/acre + Ally: 2 g/acre	2 - 5 leaf stage. All of the above weeds plus volunteer canola.
<b>Prior to seeding in cereals (wheat, barley, rye, oats and corn only)</b>		
<b>glyphosate*</b>	Engenia: 102 mL/acre OR Oracle: 127 mL/acre + glyphosate: 378 mL/acre + surfactant: 0.5% v/v	Weeds as listed on the glyphosate label plus the Engenia label.

\*DO NOT mix Engenia with any glyphosate product that is present as an ammonium salt.

**Application Information**

**How to Apply:** With: ground equipment only. **Water volume: Ground:** Cereals, seed grasses: 45 L/acre. Corn: 90 - 140 L/acre. **Summerfallow/stubble (Thistles):** 45 - 90 L/acre. Reduced tillage: 20 - 45 L/acre. **Pastures, Rangeland Frasses:** 45 - 90 L/acre. Prior to seeding cereal (pre-seeding weed burndown): 20 - 45 L/acre. Roundup Ready 2 Xtend Soybeans: minimum of 40 L/acre, ground application only. Engenia can be applied up to a maximum of 793 mL/acre in a single growing season.

**Application Tips**

**Canada thistle and Perennial Sow-thistle Control in Summerfallow and Stubble:** Apply before thistles reach early bud stage (15 - 25 cm tall). For the most effective control of Canada thistle, follow a long-term approach that includes in crop, post-harvest, and summerfallow treatments, in conjunction with tillage operations. If application is made after September 1, or if soil moisture levels are extremely low after application, crop injury may occur in the spring following application. **Perennial Rosette Control in Summerfallow:** For Canada thistle and/or perennial sow thistle only, perform the final tillage operation the last week of July or first week of August. Allow thistles to regrow for a minimum of 4 weeks and apply when the majority of thistles have emerged. Apply before thistles reach early bud stage (15 - 25 cm tall) and at least 2 weeks prior to killing frost. **Engenia applied to Roundup Ready 2 Xtend Soybeans must be applied using nozzles delivering extremely coarse to ultra-coarse droplets.**

Best when crop is under good growing conditions and air temperature 10 - 25°C. Avoid application when crop is under stress from adverse environmental conditions. Do not spray if risk of frost or severe drop in night temperature is forecast. Do not use on bentgrass. Apply only at recommended crop stage, otherwise, crop damage can occur.

**How it Works**

Absorbed through roots and leaves and translocated in phloem and xylem, disrupting the metabolism.

**Expected Results**

**Weeds:** Results may take 10 - 14 days to appear. Proliferation of tissues in plant causes twisting, bending of stem and leaf petioles; cupping of leaves; increase in root size; increase in fibrous roots. **Crops:** Shortening of straw may occur in treated crops without adverse effects on yield. If applied at other than recommended crop stage, head and stem deformities may occur. Crops under stress from adverse environmental conditions may suffer a further setback. Crop injury may be offset by weed control obtained.

**Restrictions**

**Rainfall:** Rainfall within 4 hours of application may reduce activity. **Re-cropping:** When Engenia/Oracle is applied at 1 L/acre on fallow or stubble, grow only beans (white), cereals, corn (field, sweet) or soybeans the next year. After Engenia/Oracle (510 mL/acre) + Roundup (690 mL/acre) for thistle control, grow the above crops or canola. If application is after September 1 or if soil is dry subsequent to application, crop injury may occur next spring. **Grazing Restrictions: Canaryseed:** Use seed only as bird seed. Cereals, seedling grasses: follow as per grazing and haying restrictions. **Corn:** Do not graze or harvest for silage until 7 days after Engenia/Oracle alone or Engenia/Oracle + 2,4-D Amine; at least 12 weeks after other tank mixes. **Pastures, Rangeland, Non-Crop Area (Meat Animals):** If treated vegetation has been consumed by meat animals within 30 days of Engenia/Oracle application, feed the animal with untreated diet for 30 days before slaughter. Meat animals may graze or feed on treated pasture 30 days after Engenia/Oracle application without restrictions on slaughter. **Grazing and Hay Restrictions (Dairy Cattle):** (Days = time between treatment and grazing or cutting.) Up to 500 mL/acre: 0 days, 501 - 930 mL/acre: 7 days, 931 mL/acre - 1.86 L/acre: 14 days, 1.87 - 2.87 L/acre: 30 days.

**Environmental Precautions**

Engenia/Oracle may cause injury to desirable trees and plants, particularly soybeans, flowers, fruit trees, ornamentals, peas, potatoes, tomatoes, and other broadleaf plants especially in their developmental and growing stage. Leave an adequate buffer zone between treatment areas and sensitive plants.

**Toxicity**

Low acute mammalian toxicity. Acute oral LD<sub>50</sub> (rats) = formulated 2,629 mg/kg. May cause mild skin irritation and extreme eye irritation and swelling. Non-toxic to fish and birds.

**Storage**

If frozen, shake thoroughly before use. No activity is lost if completely resuspended.

# Eptam Liquid EC

**Group 8**

**Formulation**

Product	Company	Active ingredient	Formulation	Container size
Eptam Liquid EC (PCP# 11284)	Gowan Canada	EPTC: 800 g/L	Emulsifiable concentrate	2 x 10 L

**Crop, Staging and Rates**

Crop	Rate/acre	Specific comments
Alfalfa, bird's-foot trefoil (new seedlings)	1.7 L	Apply prior to planting and incorporate. Do not use if seeding a grain or grass nurse crop.
Cicer milkvetch, sweet clover (for seed production)	1.7 L	
Dry common beans	1.7 - 2.2 L	Apply prior to planting and incorporate. Do not use on cow, Adzuki, soy or lima beans.
Flax, excluding low linolenic acid varieties*	Fall: 1.7 - 2.2 L Spring: 1.4 - 1.7 L	Fall pre-plant incorporated. Apply before soil freeze-up. Spring pre-plant incorporated. Do use on soils with < 3% OM. Seed shallow, less than 3 cm, into a firm seedbed.
Potatoes	Fall: 2.2 - 3.4 L Spring: 1.7 - 3.4 L	Fall or spring pre-plant incorporated. Can also be metered in to sprinkler irrigation equipments. See label for details.
Sunflower	Fall: 1.7 - 2.2 L Spring: 1.7 L	Fall and spring pre-plant incorporated. Do use on soils with < 3% OM.
Sugarbeet: - fall pre-plant incorporated	2.2 L	Fall treatment: in the late fall before the ground freezes.
Sugarbeet - sprinkler irrigation water	1.1 - 1.7 L	

**Weeds and Staging**

Must be applied prior to emergence of the weeds. Emerged weeds will not be controlled

- |                  |                    |                  |                 |
|------------------|--------------------|------------------|-----------------|
| annual bluegrass | hairy nightshade   | purslane         | volunteer oats  |
| barnyard grass*  | henbit             | quackgrass       | volunteer wheat |
| common chickweed | italian ryegrass   | redroot pigweed* | wild oats       |
| corn spurry      | lamb's-quarters*   | tumble pigweed*  |                 |
| green foxtail*   | prostrate pigweed* | volunteer barley |                 |

\* In dry beans, improved control can be obtained by tank mixing with Treflan or Rival.

**Eptam Liquid EC (cont'd)****Registered Tank Mixes**

Tank mix partners	Products rate	Specific comments
<b>Common dry beans (snap and red kidney only)</b>		
<b>Rival EC or Treflan EC</b>	Eptam: 1.2 L + Rival 500 EC: 0.45 L or Treflan 545 EC:0.486 L	Under extreme weather conditions, such as cold temperatures and wet soils or higher temperatures and dry soils, stunting may occur.
<b>Flax (Do not use on low linolenic acid varieties) - spring treatment:</b>		
<b>Rival EC or Treflan EC</b>	Eptam: 1.2 L + Rival 500 EC: 0.45 L or Treflan 545 EC:0.486 L	May result in reduced crop stand and/or crop damage; however, yield should not be affected.
<b>Potatoes</b>		
<b>Metribuzin</b>	Light soils: Eptam: 1.7 - 2.2 L + Squadron/ Tricor: 0.3 L Heavy soils: Eptam: 1.8 - 2.2 L + Squadron/ Tricor: 0.3 L	Do not use on sandy or coarse textured soils with less than 2% organic matter as crop injury may result.

**Application Information**

**How to Apply:** Apply with ground equipment or irrigation water. Do not apply by air. **Water Volume:** 45 L/acre minimum. **Incorporation:** Incorporate immediately. Second incorporation must be at right angles to the first. Apply evenly and mix with a minimum of the top 7.5 cm of soil thoroughly.

**Application Tips**

For use on mineral soils only. When applying Eptam 8-E with granular fertilizer, a minimum of 81 kg/acre and a maximum of 324 kg/acre of fertilizer is required. See product label for further instructions.

**How it Works**

Taken up by the roots and shoots of a germinating weed where it disrupts and stops further shoot growth.

**Expected Results**

**Weeds:** Absorbed by the weed shoot; therefore, most affected weeds will not emerge. Numerous chlorotic and bleached shoots may be visible by removing the top few inches of treated soil. Provides effective weed control for approximately 6 - 8 weeks. **Crops:** If crop seedlings are weak, some injury may occur.

**Restrictions**

**Rainfall:** Soluble in water, may leach under wet conditions. **Grazing:** Do not graze or harvest for livestock feed in year of treatment. **Pre-harvest Intervals:** Do not apply within 45 days of harvest. **Re-cropping:** No restrictions.

**Environmental Precautions**

Eptam 8-E is toxic to fish and wild mammals.

**Toxicity**

Low acute mammalian toxicity. Acute oral LD<sub>50</sub> (rats) = 1,600 mg/kg.

**Storage**

Heated storage not required.

# Escort

Group 2

## Formulation

Product	Company	Active ingredient	Formulation	Container size
Escort (PCP# 23005)	Bayer CropScience	Metsulfuron methyl: 60%	Dry flowable	0.25 kg.

## Crops, Staging and Rates

Pasture, rough turf, rangeland, non-crop areas. **Rate:** 8 - 60 g/acre.

## Weeds, Rates and Staging

**Annual weeds (seedling):** Young and actively growing (less than 10 cm tall or across).

**Established annual weeds; biennial and perennial weeds:** Up to the early bud stage.

**Woody species:** Mid-June to mid-August after weed species has leafed out but before fall colouration begins.

Rough turf, pasture, rangeland and non-crop areas:		
Weeds controlled or suppressed at 8 grams per acre**		
Canada thistle*	kochia <sup>1</sup> , (except Group 2 resistant kochia)	sow-thistle*
common tansy	perennial pepperweed	sweet clover
dandelion*	Russian thistle	
field scabious	scentless chamomile	
Weeds controlled at 10 grams per acre**. Above weeds plus Western snowberry		
Weeds controlled at 12 grams per acre**. Above weed species plus wild rose and dandelion		
Rangeland and non crop areas only: Woody species controlled at 40 grams per acre**. All of the above weeds plus following		
balsam poplar	willow	
Woody species controlled at 57 grams per acre, All of the above weeds plus		
pine, jack	pine, red	pine, western and eastern white
Woody species controlled at 60 grams** per acre. All of the above weeds plus following		
cherry	trembling aspen	

<sup>1</sup> **Note:** Prairie-wide surveys of kochia field have found approximately 90% of kochia populations are Group 2 herbicide resistant. Assume kochia in your field is resistant and it will not be controlled by this product alone. \* Suppression only. \*\* At rates, add Agral 90, Ag-Surf or Citowett at 0.2 L per 100 L of spray solution.

## Registered Tank Mixes

Tank mix partners	Products rate/acre	Specific comments
2,4-D amine or ester 500	Escort: 8 - 12 g + 2, 4-D: 790 mL + Agral 90, or Ag-Surf: 0.2% v/v of spray solution	Apply as a full coverage spray to foliage and stems using equipment that will assure uniform coverage.

## Application Information

**How to Apply:** With: Ground equipment. Do not apply by air. **Water Volume:** 40 - 90 L/acre.

## Application Tips

Add surfactant when tank mixing. Apply as a full coverage spray to foliage and stems using equipment that will assure uniform coverage. Use spray preparation within 48 hours or product degradation may occur. If spray preparation is left standing without agitation, thoroughly agitate before spraying. Avoid overspray or drift to non-target species and aquatic and wildlife habitats.

**Escort (cont'd)****How it Works**

Absorbed by foliage. Inhibits cell elongation.

**Expected Results**

Escort rapidly stops growth of susceptible species; however, typical symptoms (discolouration) may not be noticeable for several weeks after application, depending on growing conditions and weed susceptibility. Warm, moist conditions following treatment promote the activity of Escort while cold, dry conditions may reduce or delay activity. Brush and weeds hardened off by cold weather or drought stress may not be controlled. Degree of control and duration of effect are dependent on the rate used, sensitivity and size of target species, as well as soil moisture and soil temperature.

**Restrictions**

**Rainfall:** No rain-free period is specified on the label. **Grazing:** Cattle may graze the treated areas on the day of treatment.

**Environmental Precautions**

Escort is toxic to aquatic organisms and non-target terrestrial plants. Leave a 10 metre buffer zone between sprayed area and sensitive habitats.

**Toxicity**

Low acute mammalian toxicity. Acute oral LD<sub>50</sub> (rats) = > 5,000 mg/kg.

**Storage**

Store in a cool, dry place. Non-corrosive, non-flammable, non-volatile and does not freeze.

## Estaprop XT/IPCO Dichlorprop DX

Group 4

**Formulation**

Product	Company	Active ingredient	Formulation	Container size
Estaprop XT (PCP# 29660)	Nufarm Agriculture	Dichlorprop: 210 g/L + 2,4-D: 400 g/L	Emulsifiable concentrate	2 x 9.7 L, 97.1 L
IPCO Dichlorprop DX (PCP# 29664)	IPCO	Dichlorprop: 210 g/L + 2,4-D: 400 g/L		2 x 10 L, 115 L

Note: Desormone is registered for non-crop use only.

**Crops, Staging and Rates**

**Rate:** 0.486 L/acre EstapropXT/Dichlorprop DX to 3.2 L/acre Estaprop XT/Dichlorprop DX

Crop	Stage
Barley (not underseeded with legumes), spring wheat, including durum (not underseeded with legumes)	4 leaf until early flag leaf
Winter wheat	In spring, from full tillering to the early flag leaf
Non-crop areas: roadsides, utility lines, railway rights-of-way	Apply during the month of May or in early fall

**Weeds, Rates and Staging**

**Agricultural Uses:** Apply when weeds are young and actively growing, unless otherwise noted.

**Industrial Uses:** Apply during the month of May or in early fall.

<b>Agricultural use: Field crops: Weeds controlled by Estaprop XT/Dichlorprop DX at 0.486 L/acre</b>		
annual sow-thistle	kochia (apply before plants are 5 cm high)	shepherd's-purse
ball mustard	lady's-thumb (apply before the 4-leaf stage)	smartweed (apply before the 4-leaf stage)
bluebur	lamb's-quarters	stinkweed
burdock	night-flowering catchfly (spring annuals only)	stork's-bill
Canada thistle (top growth control only)	oak-leaved goosefoot	tartary buckwheat
cocklebur	perennial sow-thistle (top growth only)	tumble mustard
curled dock (top growth control only)	prickly lettuce *** (2 to 12-leaf stage)	volunteer canola
dandelion (season-long control)	ragweed	volunteer sunflower
dog mustard	redroot pigweed	wild buckwheat
flixweed	round-leaved mallow	wild mustard
hare's-ear mustard	Russian pigweed	wormseed mustard
Indian mustard	Russian-thistle (before plants are 5 cm high)	
<b>Industrial uses: Roadsides, utility lines, railway rights-of-way. Weeds controlled at 1.6 L/acre with Estaprop XT/Dichlorprop DX (in addition to above agricultural weeds)</b>		
alfalfa	dogbane	sweet clover
bull thistle	goat's-beard	tansy
<b>Industrial uses: Roadsides, utility lines, railway rights-of-way. Weeds controlled at 1.6 L/acre with Estaprop XT/Dichlorprop DX (in addition to above agricultural weeds)</b>		
burdock	goldenrod	teasel
buttercup	hawkweed	toadflax
Canada thistle	horsetail (partial control)	vetch
chicory	milkweed (top kill)	wild carrot
cinquefoil	mullein	yellow rocket
curled dock	perennial sow thistle	
dandelion	plantain	
<b>Brush Control</b>		
<b>Brush control at 2.4 L/acre with Estaprop XT/DichlorpropDX</b>		
hawthorn	sugar maple	wild plum
poplar	white cedar	wild raspberry
scotch pine	wild cherry	
<b>Brush control at 3.2 L/acre with Estaprop XT/Dichlorprop DX</b>		
alder	ground juniper	rose (some regrowth)
aspen	hardhack	silver maple
balsam fir	hazel	sugar maple
basswood	hickory	sumac
birch	honeysuckle	tamarack
<b>Brush control at 3.2 L/acre with Estaprop XT/Dichlorprop DX</b>		
blueberry	manitoba maple	white oak
bur oak	poison ivy	wild apple
elderberry	raspberry	willow
elm	red pine	

\* Estaprop registered for dandelion control on fall and winter wheat. \*\* Only Estaprop registered for prickly lettuce control in winter wheat.

\*\*\* Only for Estaprop XT. Post-emergence application, between full tillering and early flag leaf stage of winter wheat only, of prickly lettuce.

**Estaprop XT/PCO Dichlorprop DX (cont'd)****Registered Tank Mixes**

Agricultural Field Crops: All 2, 4-D + dichlorprop formulations may be recommended in tank mix with other products. Consult the label of the tank mix partner product, and follow the most stringent set of precautions, restrictions and directions for use.

**Industrial Uses**

Tank mix partner	2,4-D + dichlorprop plus tank mix partner	Additional weeds controlled
Vanquish	Estaprop XT/Dichlorprop DX: 5.7 L +Vanquish: 6.25 L/1000 L spray mix	Improve control of aspen, poplar and white birch

**Application Information**

**Agricultural uses:** Apply with ground or by air. **Water Volume:** Ground 20 - 80 L/acre. Air - 12 L/acre.

**Industrial Uses**

Apply with power equipment, knapsack sprayer or by air. Note: Do not apply by air on roadsides.

**Water Volume:** Broadleaf weeds - 80 - 220 L/acre. Brush control: 300 - 500 L/acre.

**When to Apply:** Broadleaf weeds: Apply during the month of May or in early fall. Some species may require a second treatment. Spray weed infested areas with an even spray pattern, making sure weeds shielded by high grass are thoroughly wetted. Spray tall weeds to runoff. Brush control: Apply on foliage and stems just before or just after brush is in full leaf in late spring or early fall. Many species may require re-treatment the following year.

Basal treatment (not ash or basswood): Any time of year. Frill treatment: Standing trees more than 13 - 15 cm in diameter. Stump treatment: Immediately after cutting.

**Application Tips**

Crops under stress from adverse environmental conditions such as excess moisture, drought, disease, etc. may suffer a further setback when Dichlorprop + 2,4-D is applied; however, the crop injury that may occur is usually offset by the benefits of enhanced weed control. Apply in warm weather when the crop and weeds are growing well and the weeds are at a susceptible stage. Avoid application during drought conditions or during exceptionally hot weather.

**How it Works**

A systemic herbicide absorbed by leaf and stem.

**Expected Results**

Twisting and curling of weeds will commence 2 - 10 days after application. Growth ceases; eventually plants turn brown and die. Poor results may be expected if poor coverage or low relative humidity during and after spraying.

**Restrictions**

**Pre-harvest Intervals:** 40 days. **Rainfall:** Rain within 3 or 4 hours of application may reduce control. **Grazing:** Do not graze or cut treated crops for forage until 40 days after application. Withdraw meat animals from treated fields at least 3 days before slaughter.

**Environmental Precautions**

2,4-D + dichlorprop formulations are moderately to highly toxic to aquatic organisms. These formulations are also toxic to small mammals, birds, aquatic organisms and non-target terrestrial plants. Observe buffer zones specified on the label.

**Toxicity**

Moderate acute mammalian toxicity. Acute oral LD<sub>50</sub> (rats) = 2, 4-D, 300 - 1,000 mg/kg, dichlorprop = 800 mg/kg. Do not spray on foraging bees. Toxic to bees.

**Storage**

May be stored at any temperature. Shake well after storing for 1 year or longer.



# Everest 3.0 – Sierra 3.0

**Group 2**

## Formulation

Product	Company	Active ingredient	Formulation	Container size
Everest 3.0 (PCP# 32602)	UPL AgroSolutions	Flucarbazone: 200 g/L	Suspension concentrate	3.88 L
Sierra 3.0 (PCP# 33538)	Syngenta			

## Crops, Staging and Rates

Rate: Everest 3.0/Sierra 3.0: 29 - 58 mL/acre

Crop	Stage
Spring wheat (including durum) and winter wheat	One leaf to a maximum of four leaves on the main stem, plus two tillers (6 total leaves).

Caution: Do not apply to spring wheat underseeded to legumes

## Weeds, Rates and Staging

Weeds	Staging	Rate 2.0//3.0
Green foxtail only	1 - 4 leaf plus 2 tillers	15 mL/acre//29 mL/acre
Wild oat (population < 100 plants/m <sup>2</sup> ), green foxtail and volunteer oat	1 - 4 leaf plus 2 tillers	20 mL/acre//39 mL/acre
Green smartweed, redroot pigweed, shepherd's-purse, volunteer canola*, wild mustard	Broadleaves: 2 - 6 leaf	20 mL/acre//39 mL/acre
Stinkweed	2 - 9 leaf	20 mL/acre//39 mL/acre
Weeds listed above plus wild oat (> 100 plants/m <sup>2</sup> ) under ideal growing conditions and Japanese brome, wild buckwheat <sup>1</sup> , barnyard grass <sup>1</sup> , yellow foxtail <sup>1</sup>	Grasses: 1 - 4 leaf plus 2 tillers Broadleaves (except stinkweed): 2 - 6 leaf Stinkweed: 2 - 9 leaf	24 mL/acre//49 mL/acre
Weeds listed above plus wild oats (> 100 plants/m <sup>2</sup> ) and Japanese brome, wild buckwheat <sup>1</sup> , barnyard grass <sup>1</sup> , yellow foxtail <sup>1</sup>	Grasses: 1 - 4 leaf plus 2 tillers Broadleaves (except stinkweed): 2 - 6 leaf Stinkweed: 2 - 9 leaf	29 mL/acre//58 mL/acre

\* Will not control volunteer Group 2 tolerant canola varieties.

<sup>1</sup> Suppression (Everest 3.0/Sierra 3.0 only). Controlled when mixed with Inferno.

## Registered Tank Mixes

Green foxtail control only is 29 mL/acre if using Everest 3.0/Sierra 3.0 with at least 45 L/acre of spray volume.

Tank mix partner	Tank mix partner rate	Everest Rate mL/acre Grassy weeds only
		Everest 3.0/Sierra 3.0
<b>In spring wheat (excluding durum)</b>		
2, 4-D (Amine 600/Ester 700)	Up to 0.40 L/acre Amine, 0.34 L/acre Ester	39 - 58 mL
Ally + 2,4-D Amine 600 or Ester 700**	Ally: 2 - 3 g/acre. 2,4-D: up to 0.40 L/acre Amine, 0.34 L/acre Ester	39 - 58 mL
Attain XC***	Attain XC A: 0.096 - 0.13 L/acre. Attain XC B: 0.26 - 0.34 L/acre	39 - 58 mL
Buctril M/Logic M	Buctril M: 0.4 L/acre. Logic M: 0.5 L/acre	39 - 58 mL
Curtail M	0.6 - 0.8 L/acre	39 - 58 mL
Enforcer D	0.243 - 0.486 L/acre	39 - 58 mL
Enforcer M	0.243 - 0.5 L/acre	39 - 58 mL

## Everest 3.0 - Sierra 3.0 (cont'd)

Tank mix partner	Tank mix partner rate	Everest Rate mL/acre Grassy weeds only
		Everest 3.0/Sierra 3.0
Estaprop	0.7 L/acre	58 mL
Frontline 2,4-D XC	Frontline 2,4-D XC A: 40 mL/acre. Frontline 2,4-D XC B: 340 mL/acre	39 - 58 mL
Frontline XL ***	0.506 L/acre	39 - 58 mL
Inferno WDG	12.8 g/acre	39 - 58 mL
MCPA (Amine/Ester 600)	Up to 0.38 L/acre	39 - 58 mL
OctTain XL ***	0.45 L/acre	39 - 58 mL
Paradigm	10 g/acre	39 - 58 mL
Paradigm + MCPA ester	10 g/acre + 232 mL/acre	39 - 58 mL
Paradigm + Curtail M	10 g/acre + 600 mL/acre	39 - 58 mL
Pardner/Brotex 240	Pardner: 0.4 L/acre. Brotex: 0.49 L/acre	39 - 58 mL
Prestige XC	Prestige XC A: 0.17 L/acre. Prestige XC B: 0.8 L/acre	39 - 58 mL
Pixxaro A	Pixxaro A: 0.125 L/acre	39 - 58 mL
Pixxaro A + MCPA Ester	Pixxaro A: 0.125 L/acre + MCPA Ester (Pixxaro B): 0.235 L/acre	39 - 58 mL
Pixxaro A + Curtail M	Pixxaro A: 0.125 L/acre + Curtail M: 0.60 L/acre	39 - 58 mL
Refine SG/Deploy WDG	Refine SG: 12 g/acre. Deploy WDG: 8 g/acre	39 - 58 mL
Refine SG/Deploy WDG + 2, 4-D amine/ester 500	Refine SG: 12 g/acre. Deploy WDG: 8 g/acre + 2,4-D: up to 0.45 L/acre	39 - 58 mL
Stellar A	0.4 L/acre	39 - 58 mL
Target*	0.4 - 0.6 L/acre	39 - 58 mL
Thumper/Leader	Thumper: 0.4 L/acre; Leader: 0.5 L/acre	39 - 58 mL
Triton C	39 g/acre + surfactant	39 - 58 mL
Trophy	Trophy A: 0.24 L/acre + Trophy B: 0.372 L/acre	39 - 58 mL
<b>In durum wheat (all herbicides used on durum wheat require application in 45 L/acre of water)</b>		
2,4-D (Amine 600/Ester 700)	Up to 0.40 L/acre. Amine, 0.34 L/acre Ester	39 - 58 mL
Enforcer D	0.243 - 0.486 L/acre	39 - 58 mL
Enforcer M	0.243 - 0.5 L/acre	39 - 58 mL
Frontline	Frontline A: 40 mL/acre. Frontline B: 0.34 L/acre	39 - 58 mL
Paradigm and mixes	Same rates as for spring wheat above	39 - 58 mL
Pixxaro and mixes	Same rates as for spring wheat above	39 - 58 mL
<b>In winter wheat</b>		
2,4-D Amine or ester	0.4 L/acre or equivalent	39 - 58 mL
Buctril M/Logic M	Buctril M 0.4 L/acre, Logic M 0.5 L/acre	39 - 58 mL
MCPA Amine or ester	0.4 L/acre or equivalent	39 - 58 mL
Refine SG/Deploy WDG	Refine SG: 12 g/acre; Deploy: 8 g/acre	39 - 58 mL

**Note:** All mixes must be applied with a non-ionic surfactant (such as Agral 90, Ag-Surf, Surf 92, Super Spreader, LI 700 at 0.25% v/v or 0.25 L per 100 L spray solution), unless otherwise indicated.

\* Reduction in wild oat control may be observed with this tank mix partner. \*\* Addition of a second surfactant is not required

Arysta supports the following, non-registered mixes: Barricade II, quinclorac(Clever), Enforcer D, Enforcer MSU, Momentum, Retain SG, Stellar XL, tribenuron (Express SG, Spike).

**Application Information**

**Apply with:** Ground equipment. **Water Volume:** 22.5 - 45 L/acre.

**Mixing Instructions**

Use mixing instructions “d” on page 13.

**Application Tips**

When spraying under the conditions of waterlogged or saturated soils, temperature extremes such as heat or freezing weather, drought, low fertility or plant disease wheat can show unacceptable injury symptoms. Weed control may also be reduced by these same conditions.

**How it Works**

Flucarbazone-sodium is a systemic herbicide that is absorbed by both leaves and roots and moves rapidly to the growing point of the plant.

**Expected Results**

Growth of susceptible plants stops soon after application. Symptoms include discolouration (yellowing, reddening and purpling), and complete control may take 1 to 2 weeks.

**Restrictions**

**Rainfall:** Do not apply if it is raining or if rainfall is expected within 1 hour after application. **Grazing:** Do not graze treated fields or use green crop for feed. Wheat grain or straw from harvested treated fields may be fed to livestock.

**Pre-harvest Intervals:** Observe minimum interval to harvest of 80 days after treatment. **Re-cropping:** The following crops may be planted 11 months after an application of Everest.

Soil zones and rotational crops			
Gray-Wooded	Black	Dark Brown	Brown
Spring wheat, barley, canola, field pea*	Spring wheat, barley, durum wheat	Spring wheat, barley, durum wheat	Spring wheat
	Canola, flax, sunflower	Canola, flax, sunflower	
	Field peas*, field bean, soybean	Field peas*, soybean	

\* Field peas can be successfully grown the year following flucarbazone-sodium application providing the following three criteria are all met:

1. Soil pH must be below 7.5.
2. Organic Matter content must be above 4%.
3. Precipitation must be equal to or above the 10 year average (minimum 100 mm within 60 days of application in year of application).

**Environmental Precautions**

Do not allow this chemical to drift onto other crops, especially canola, tame oats, or other non target crops.

**Toxicity**

Low acute mammalian toxicity. Acute oral LD<sub>50</sub> (rats) = > 5,000 mg/kg.

**Storage**

Heated storage is required.

# Express FX (co-pack)/Express FX (all-in-one)

Group 2, 4

## Formulation

Product	Company	Active ingredient	Formulation	Container size
Express FX co-pack – Express SG (PCP# 28262) + Dicamba L (PCP# 31536)	FMC Corporation	Tribenuron methyl: 50%	Soluble granules	486 g bottle
		Dicamba: 480 g/L	Solution	4.7 L jug
Express FX (all-in-one) (PCP# 33039)		Tribenuron methyl: 6.52% + dicamba: 60.87%	Wettable granules	2 x 1.86 kg jug

**Note:** Express FX is purchased alone but must be tank mixed with glyphosate before use.

## Crops, Staging and Rates

**Rate:** Express FX co-pack, Express SG: 6 g/acre. Dicamba L: 59 mL/acre. 1 case treats 80 acres. Express FX, Express FX (all-in-one): 46.5 g/acre. 1 jug treats 40 acres.

Crop	Staging	Comments
Express FX co-pack: barley, spring wheat (including durum)	1 day prior to seeding	Must be tank mixed with glyphosate.
Express FX wettable granule formulation: barley, spring, durum and winter wheat, oats, chem-fallow, post-harvest	1 day prior to seeding	Must be tank mixed with glyphosate.

## Registered Tank Mixes

Tank mix partner	Express SG plus tank mix partner rate	Weeds controlled	Stage
glyphosate (present as potassium salt, isopropylamine salt, ammonium salt) plus Dicamba L Herbicide	Express SG: 6 g/acre + Dicamba L: 59 mL/acre + glyphosate acid equivalent at 0.5 L/acre (360 gm AI/L) OR Express FX wettable granules: 46.5 g/acre + glyphosate acid equivalent at 0.5 L/acre (360 g AI/L)	Canada fleabane, common ragweed, kochia (including Group 2 and Group 9 resistant biotypes), narrow leaved hawk's beard, scentless chamomile (suppression)	Up to 8 cm
		dandelion, downy brome, flixweed, giant foxtail, green foxtail, hemp-nettle, lady's-thumb, lamb's-quarters, Persian dandelion, redroot pigweed, Russian thistle, stinkweed, volunteer barley, volunteer canola (including glyphosate-tolerant varieties), volunteer flax, volunteer wheat, wild mustard, wild oats	Up to 15 cm
Express FX wettable granule formulation		cow cockle	Up to 3 leaf
		wild buckwheat	Up to 8 leaf stage
		Canada thistle (suppression), white cockle (suppression)	Rosettes

FMC Corporation supports the following mix not on the Express FX label. Apply using the most restrictive limitations of both labels. Herbicides: Aim EC, Focus (spring and winter wheat).

## Application Information

**With:** Apply with ground equipment. Do not apply by air. **Water Volume:** 22 - 44 L/acre.

## Mixing Instructions

Use mixing instructions “e” on page 14.

## Application Tips

Effectiveness may be reduced if spray mixture remains in the tank for more than 24 hours.

## How it Works

Absorbed by foliage and roots, inhibits cell elongation and disrupting metabolism.

## Expected Results

Express FX stops the growth of susceptible weeds immediately. However, typical symptoms (discoloration) of dying weeds may not be noticeable for 1 to 3 weeks after application, depending on growing conditions and weed susceptibility. Degree of control and duration of effect depend on weed sensitivity, weed size, spray coverage and growing conditions.

## Restrictions

**Rainfall:** Rain soon after application may reduce control. **Grazing and harvesting:** Do not graze or feed to livestock within 7 days of application. **Re-cropping:** Express FX co-pack: Any crop may be planted in the year following the use of Express FX. Express FX wettable granules: Wheat (spring, durum, winter), barley or oats can be seeded a minimum of 24 hours after application. Chem-fallow applications can be seeded to any crop the following season. Post-harvest application fields can be spring seeded to spring and durum wheat, barley and oats. To seed canola, field corn, soybean or white beans the spring after fall application, contact the manufacturer for specific fall application timing recommendations.

## Environmental Precautions

Overspray or drift to important wildlife habitats such as shelterbelts, wetlands, sloughs or dry slough borders, or woodlots should be avoided. Do not contaminate irrigation water. Toxic to aquatic organisms and non-target terrestrial plants. Avoid application when heavy rain is forecast. With the co-pack, observe a 3 metre buffer zone, and for Express FX wettable granules, use a 5 metre buffer zone for terrestrial habitat.

## Toxicity

Very low acute mammalian toxicity. Acute oral LD<sub>50</sub> (rats) = > 2,000 mg/kg. May irritate eyes, nose, throat and skin.

## Storage

Store in a cool, dry place.

# Express Pro/MPower X-Pro

**Group 2**

## Formulation

Product	Company	Active ingredient	Formulation	Container size
Express Pro (PCP# 29212)	FMC Corporation	Tribenuron-methyl: 42.9% + metsulfuron methyl: 8.6%	Soluble granules	567 grams
MPOWER X-Pro co-pack of MPOWER X (PCP# 30964) + MPOWER Pro (PCP# 31118)	New Agco Inc.	Tribenuron methyl: 75%	Water dispersible granules	1 x 320 g
		Metsulfuron-methyl: 60%	Water dispersible granules	1 x 80 g

**Note:** Must be mixed with glyphosate (those present as a potassium or isopropylamine or ammonium or trimethylsulfonium salt).

## Crops, Staging and Rates

Crop	Staging	Rate
Barley, spring wheat (including durum), winter wheat	1 day prior to seeding	Express Pro: 7 g/acre + glyphosate acid equivalent at 0.5 L/acre (360 g AI/L) OR MPOWER X: 4 g/acre + MPOWER Pro: 1 g/acre
Summerfallow		
Post-harvest*	Only spring wheat, durum wheat, barley, oats may be seeded the following spring.	

\* Registered use only for Express Pro.

Do not apply to wheat and barley underseeded to legumes or grass.

**Express Pro/MPower X-Pro (cont'd)****Weeds and Staging**

Weeds controlled	Stage
Canada fleabane, cleavers, common ragweed, narrow leaved hawk's beard, scentless chamomile, night flowering catchfly* (suppression)	Up to 8 cm
Chickweed*	1 - 6 leaf
Dandelion, downy brome, flixweed, giant foxtail, green foxtail, hemp nettle, kochia, lady's thumb, lamb's-quarters, Persian dandelion, redroot pigweed, Russian thistle, stinkweed, volunteer barley, volunteer canola (including glyphosate tolerant), volunteer flax, volunteer wheat, wild mustard, wild oats	up to 15 cm
Cow cockle, wild buckwheat	up to 3 - leaf
White cockle*, Canada thistle (suppression)	rosette

\* Express Pro only.

**Registered Tank Mixes**

If using lower than the ½ L rate of glyphosate, adjuvant is required with the mix. FMC Corporation supports the following, non-registered mixes with Express Pro. Apply mixes using the most restrictive limitations for either product. Herbicides: Aim, Focus (spring and winter wheat).

**Application Information**

Ground application only. **Water Volume:** Ground (22.5 - 45 L/acre).

**Mixing instructions**

Use mixing instructions “e” on page 14.

**Application Tips**

Do not use more than 7 g/acre/year. Do not apply to crops underseeded to legumes or grasses. With any summerfallow treatment, allow at least 10 days to elapse between treatment and tillage. Only weeds emerged at time of application will be controlled. Weeds must be actively growing at time of application or control might be reduced. Do not re-enter treated fields until 12 hours after application. Once dissolved, Express Pro herbicides will not settle out, even if the sprayer is parked for long periods of time. Spray preparation should be used within 24 hours or product degradation may occur.

Do not use on highly variable soils that have large gravelly or sandy areas, eroded knolls or calcium deposits.

- Express Pro applied to fields to be planted to spring wheat, durum wheat, winter wheat or barley that are stressed by severe conditions such as drought, low fertility, saline soils, waterlogged soils (soils at or near field capacity), disease or insect damage may result in crop injury as crop injury may occur. Heavy rainfall soon after application may result in visual crop injury or possible yield reduction. Conditions such as thin crop stand, sandy soil or low soil organic matter may increase the severity of injury.

**How it Works**

Express Pro rapidly stops growth of susceptible weeds. However, typical symptoms (discolouration) of dying weeds may not be noticeable for 1 to 3 weeks after application, depending on growing conditions and weed susceptibility. Degree of control and duration of effect depend on weed sensitivity, weed size, spray coverage and growing conditions. Activity of the herbicide mixture may be delayed by cold, dry conditions after application.

**Rainfall:** Heavy rainfall immediately after application may wash the herbicide off the foliage, which may reduce the effectiveness of Express Pro. Do not apply if rain is forecast for the time of application.

**Restrictions**

**Re-cropping:** Fields treated with Express Pro may be seeded to wheat (spring, durum or winter) or spring barley a minimum of 24 hours after application. The following crops may be seeded 10 months after application: Canola, dry beans, flax, fababean, field corn, lentil, soybean and peas.

**Environmental Precautions**

Toxic to aquatic organisms and non-target terrestrial plants. Use a buffer zone of 4 metres between sprayed area and sensitive habitat.

**Toxicity**

Tribenuron methyl: Very low acute mammalian toxicity. Acute oral LD<sub>50</sub> (rats) = > 5,000 mg/kg. Metsulfuron methyl: Low acute mammalian toxicity. Acute oral LD<sub>50</sub> (rats) = > 5,000 mg/kg.

**Storage**

Store product in original container only, away from other pesticides, fertilizer, food or feed. Not for use or storage in or around the home. Keep container closed.

# Express SG/MPower Extra

**Group 2****Formulation**

Product	Company	Active ingredient	Formulation	Container size
Express SG (PCP# 28262)	FMC Corporation	Tribenuron-methyl: 50%	Soluble granules	486 g bottle
MPower Extra (PCP# 33143)	New Agco Inc.	Tribenuron-methyl: 75%	Dry flowable	320 g

**Note:** Express SG is purchased alone but must be tank mixed with either 2, 4-D or glyphosate before use.

**Crops, Staging and Rates**

**Rate:** Express SG: 6 g/acre; MPower Extra: 4 g/acre **NOTE: MPower Extra is only registered for use as a pre-seed application prior to seeding wheat and barley.**

Crop	Staging	Comments
Barley, spring wheat (including durum), winter wheat, oats, canary seed, pulses (including dry beans*, fababeans*, lupins*, field peas*, lentil*, chickpeas*, soybeans*) ExpressSun® sunflowers	1 day prior to seeding	Must be tank mixed with glyphosate.
Pasture and rangeland	Early bud to prebloom for weeds	Use a minimum of 22.5 L/acre of water.
Alfalfa*, red clover* and alsike clover* (grown for seed or forage)	Preseed 24 hours prior to seeding	Must be tank mixed with glyphosate with a minimum of 22.5 L spray solution/acre. Injury to crop may occur on coarse textured soil or low organic matter matter (<3%) soils.
Summerfallow		Must be tank mixed with 2,4-D or glyphosate.
Post-harvest		Fields treated with a post-harvest application may be seeded in the spring to spring wheat, durum wheat, spring barley, oats, canary seed or pulse crops (including dry bean, faba bean, chickpea, field pea, lupin, and soybean), canola, flax, lentils, alfalfa, red clover or alsike clover or fields may be summerfallowed.
Smooth brome grass*, meadow brome grass, timothy, creeping red fescue	Can be seeded after a post harvest treatment, the next spring, or preseed 24 hours prior to seeding	Must be tank mixed with glyphosate with a minimum of 22.5 L spray solution/acre. Injury to crop may occur on coarse textured soil or low organic matter matter (<3%) soils.
Tribenuron-methyl tolerant sunflowers	2 - 8 leaf	Tank mix with Assure II.

\* Injury to these crops may occur on coarse-textured soils, low in organic matter (<3%), or in fields with variable soils, gravelly soils, sandy areas or eroded knolls. Avoid planting these crops in soils >50% sand.

## Express SG/MPower Extra (cont'd)

## Registered Tank Mixes

All crops listed above can be mixed with glyphosate at 180 g ae/acre except tribenuron-methyl tolerant sunflower.

**Note: MPower Extra is only registered to be mixed with glyphosate and 2,4-D.**

Annual and perennial weed burn-off (prior to seeding) in cereals, canaryseed, fallow, and pulse crops (including chickpeas, dry bean, fababeans, field pea, lentils, lupin and soybean) – Express SG at 6 g/acre + tank mix partner			
Tank mix partner	Rate	Weeds controlled	Stage
glyphosate (present as potassium salt, isopropylamine salt, ammonium salt)	glyphosate at 180 g ae/acre	Canada fleabane, common ragweed, narrow leaved hawk's beard, scentless chamomile (suppression)	Up to 8 cm
		dandelion, downy brome, flixweed, giant foxtail, green foxtail, hemp nettle, kochia, lady's thumb, lamb's-quarters, Persian dandelion, redroot pigweed, Russian thistle, stinkweed, volunteer barley, volunteer canola (including glyphosate-tolerant varieties), volunteer flax, volunteer wheat, wild mustard, wild oats	Up to 15 cm
		cow cockle, wild buckwheat	Up to 3 leaf
		Canada thistle (suppression), white cockle (suppression)	Rosettes
glyphosate + Aim EC*	glyphosate: 180 g ae/acre + Aim EC: 14.8 - 47.4 mL/acre	morning glory (up to 3 leaves), round-leaved mallow, hairy nightshade, pigweed (prostrate, smooth, tumble), common purslane, smartweed, tansy mustard, cleavers, cocklebur, kochia, Eastern black nightshade, shepherd's purse, prickly lettuce, corn spurry	Up to 10 cm
Pre-seed to fababeans, field pea and soybean			
glyphosate + Authority 480*	glyphosate: 180 g ae/acre + Authority 480: 89 - 118 g/acre	All weeds controlled by Express SG + glyphosate plus kochia, cleavers (suppression), common groundsel, common purslane, Eastern black nightshade	
Pre-seed to spring, durum wheat and barley			
glyphosate + Dicamba L	glyphosate: 180 g ae/acre + Dicamba L: 59 mL/acre	All weeds controlled by Express SG + glyphosate + kochia (all biotypes)	Kochia - up to 8 cm
Summerfallow			
2,4-D ester LV-700	2,4-D ester	flixweed, stinkweed and other weeds listed on the 2,4-D label.	Fall rosettes and spring seedlings
Rangeland and pasture			
	plus non-ionic surfactant at 0.2% v/v (2 L/1000 L spray solution)	Control of tall buttercup, narrow leaved hawk's beard	Early bud to pre-bloom
	Express SG: 12 g/acre plus non-ionic surfactant at 0.2% v/v (2 L/1000 L spray solution)	Control of above weeds plus dandelion, white cockle, common tansy	Early bud to pre-bloom
ExpressSun sunflower (2 - 8 leaf)			
Express + Hasten NT adjuvant	Hasten NT spray adjuvant at 0.5% v/v (5 L/1000 L spray solution)	lamb's-quarters (control), wild buckwheat (suppression)	Up to 9 leaf lamb's-quarters; 1 - 6 leaf wild buckwheat
Assure II	Assure II: 0.2 - 0.3 L/acre + Merge: 0.5 - 1.0% v/v or Sure-Mix: 0.5% v/v.	lamb's-quarters (control), wild buckwheat (suppression) plus all other weeds according to rates of use on Assure II label	Actively growing weeds on Assure II label

\* Injury to pulse crops may occur on coarse textured soil, low organic matter (<3%) or in fields with variable soils, gravel areas or eroded knolls. Avoid planting pulse crops in soils with >50% sand.

FMC Corporation supports the following mixes not on the Express SG label for ExpressSun sunflowers only: Assure II, Select, Centurion, Shadow RTM, Poast Ultra. For soybean only: Authority Supreme, Focus. For spring and winter wheat only: Focus. Apply all tank mixes according to the most restrictive use limitations for either label.



**Application Information**

Apply with ground equipment. Do not apply by air. **Water Volume:** 22.5 - 45 L/acre.

**Mixing Instructions**

Use mixing instructions “e” on page 14.

**Application Tips**

Effectiveness may be reduced if spray mixture remains in the tank for more than 24 hours. Injury to pulse crops may occur on coarse-textured soils, low in organic matter (less than 3%), or in fields with variable soils, gravelly areas, sandy areas or eroded knolls. Avoid planting pulse crops in soils containing more than 50% sand.

**How it Works**

Absorbed by foliage and roots, inhibits cell elongation.

**Expected Results**

Express SG stops the growth of susceptible weeds immediately. However, typical symptoms (discolouration) of dying weeds may not be noticeable for 1 - 3 weeks after application, depending on growing conditions and weed susceptibility. Degree of control and duration of effect depend on weed sensitivity, weed size, spray coverage and growing conditions.

**Restrictions**

**Rainfall:** If rain occurs soon after application, control may be reduced. Environmental conditions that slow the drying of the spray mix on the foliage may increase the time required. **Pre-harvest Intervals:** Do not apply within 70 days of harvest for ExpressSun® sunflowers. **Re-cropping:** The following crops can be seeded two months after application of Express SG herbicide: canola, flax, lentils. Fields treated with Express SG may be seeded to winter wheat. Fields treated with a post-harvest application of Express SG in the fall can be seeded in the spring to spring wheat, durum wheat, barley, oats, canary seed, pulse crops, alfalfa, red clover, alsike clover, meadow bromegrass, smooth bromegrass, timothy and creeping red fescue, or fields may be summer fallowed. To spring seed canola, field corn, flax or lentils after a post-harvest application of Express SG, please contact the manufacturer for specific fall application timing recommendations.

**Environmental Precautions**

Do not contaminate irrigation water. Toxic to aquatic organisms.

**Toxicity**

Very low acute mammalian toxicity. Acute oral LD<sub>50</sub> (rats) = > 5,000 mg/kg. May irritate eyes, nose, throat and skin.

**Storage**

Store in a cool, dry place.

# Fierce

Group 14, 15

**Formulation**

Product	Company	Active ingredient	Formulation	Container size
Fierce (PCP# 31117)	Nufarm Agriculture	Flumioxazin 33.5% Pyroxasulfone 42.5%	76% wettable granule	4 x 2.72 kg

**Fierce (cont'd)****Crops, Staging and Rates****Spring applications**

Crop	Stage	Rate
Soybeans*, chickpea, field pea	Pre-seed to pre-emergent. Crop should be seeded prior to or within 3 days of application.	85 g/acre
Spring wheat (not including durum)** and field corn	Pre-seed only. Apply a minimum of 7 days before seeding wheat. <b>Apply on minimum to no-till soils only.</b>	85 g/acre
Fallow land	Prior to weed emergence.	85 g/acre

**Fall applications:**

Crop	Stage	Rate
Soybeans*, lentils (small reds and large green varieties), chickpea, field pea	Applications should be made prior to soil freeze. Do not apply on top of snow cover.	85 g/acre
Spring wheat (not including durum)** and field corn	Applications should be made prior to soil freeze. Do not apply on top of snow cover. <b>Apply to minimum to no-till soils only.</b>	

\* Seed soybeans at least 1.5 inches (4 cm) deep. \*\* Seed spring wheat at least 1 inch (3 cm) deep. Apply Fierce a minimum of 7 days before seeding wheat. When seeding spring wheat, fields treated with Fierce must be minimum till to no-till.

If applied without a glyphosate tank mix partner, add a non-ionic surfactant at 0.25%v/v.

**Weeds, Rates and Staging****Weeds controlled or suppressed with Fierce**

annual sow thistle	dandelion (seedling)	kochia - including Group 2,	Russian thistle*
barnyardgrass	downy brome*	4, 5 and 9 resistant kochia	volunteer canola* –
Canada Fleabane	eastern black nightshade	lamb's quarters	all varieties
cleavers	green foxtail	large crabgrass	wild buckwheat
common chickweed	green pigweed	Palmer amaranth	wild mustard
common ragweed	hairy nightshade	Pennsylvania smartweed	wild oats*
common waterhemp	Japanese brome*	redroot pigweed	

\* Suppression only.

**Registered Tank Mixes**

glyphosate

Supported Tank Mixes: Fall applications, all crops - Blackhawk. Spring applications - prior to soybean, spring wheat, field corn and fallow: Blackhawk. Prior to chickpea, field pea, spring wheat and field corn: Goldwing.

**Application Information**

**How to Apply:** Ground equipment only. Use 50 mesh screens. Do not apply by air. **Water Volume:** 40 L/acre.

**Application Tips**

Fierce is a soil-applied residual herbicide and will only control weeds emerging after the product has been activated by moisture. Any weeds present at time of applications should be controlled with a suitable tank mix partner (see Registered Tank Mixes section). DO NOT incorporate or till after an application of Fierce. Seeding after an application of Fierce should only be done with low disturbance seeding systems. Significant crop injury may occur from applications made to poorly drained soils and/or applications made under cool, wet conditions. Severe crop injury will result when soils are flooded following applications of Fierce. Treated soil that is splashed onto newly emerging crops may result in temporary injury.

Moisture is necessary to activate Fierce in the soil for residual weed control. Dry weather following applications of Fierce may reduce effectiveness. However, when adequate moisture is received after dry conditions, Fierce will control susceptible germinating weeds listed on the label. Fierce may not control weeds that germinate after application but prior to an activating rainfall/irrigation or weeds that germinate through cracks resulting from dry soil.

**How it Works**

Flumioxazin is a Group 14 herbicide. Flumioxazin controls weeds by inhibiting protoporphyrinogen oxidase, an essential enzyme required by plants for chlorophyll biosynthesis. Seedling weeds are controlled pre-emergence, or shortly after exposure to sunlight following contact with the soil applied herbicide. Pyroxasulfone is a Group 15 herbicide. Pyroxasulfone controls weeds by inhibiting the synthesis of very long chain fatty acids. Pyroxasulfone halts growth at the apical meristem and coleoptile by reducing cell division and expansion. Weeds affected by Pyroxasulfone may not emerge or may emerge with irregular leaf margins and reduced growth. Together Flumioxazin and Pyroxasulfone target two separate systems within target species resulting in broadleaf and grass weed control superior to either active ingredient applied alone.

**Expected Results**

Susceptible weeds will die before emergence or shortly after exposure to sunlight. Some species may remain green and stunted for several days prior to senescence.

**Restrictions**

Mechanical incorporation or disturbance of the soil after application will reduce weed control. **Rainfall:** 1 hour. **Grazing:** Do not graze treated fields, or cut for livestock feed. **Re-cropping:** Soybean – Immediately, spring wheat, field corn – 7 days. Other crops, refer to the Fierce label or contact Nufarm Agriculture.

**Environmental Precautions**

This product is toxic to aquatic organisms, small wild mammals, certain insects and non-target terrestrial plants.

**Toxicity**

Mammalian toxicity. Acute oral LD<sub>50</sub> (rats) = > 5,000 mg/kg.

**Storage**

Store in a cool, dry, secure place.

# FMC PrecisionPac Cross Spectrum Herbicides

Group 2

**Formulation**

Product	Company	Active ingredient	Formulation	Container size
<b>CS-100-23235 Herbicide Formulation</b>				
<b>PrecisionPac blend:</b> <b>CS-100-23235</b> <b>(PCP# 32575)</b>	FMC Corporation	Pyroxsulam: 14.7% Thifensulfuron-methyl: 7.3% Tribenuron-methyl: 7.3% Metsulfuron-methyl: 1.5%	Wettable granules	PrecisionPac dispensing system 50 – 200 acres per grower bag
<b>CS-75-23235 Herbicide Formulation</b>				
<b>PrecisionPac blend:</b> <b>CS-75-23235</b> <b>(PCP #32579)</b>	FMC Corporation	Pyroxsulam: 13.2% Thifensulfuron-methyl: 8.9% Tribenuron-methyl: 8.9% Metsulfuron-methyl: 1.8%	Wettable granules	PrecisionPac dispensing system 50 – 220 acres per grower bag
<b>CS-100-2525 Herbicide Formulation</b>				
<b>PrecisionPac blend:</b> <b>CS-100-2525</b> <b>(PCP# 32121)</b>	FMC Corporation	Pyroxsulam: 15.0% Thifensulfuron-methyl: 7.5% Tribenuron-methyl: 7.5%	Wettable granules	PrecisionPac dispensing system 20 – 200 acres per grower bag

## FMC PrecisionPac Cross Spectrum Herbicides (cont'd)

Product	Company	Active ingredient	Formulation	Container size
<b>CS-75-2525 Herbicide Formulation</b>				
<b>PrecisionPac blend:</b> <b>CS-75-2525</b> (PCP #32577)	FMC Corporation	Pyroxsulam: 13.6% Thifensulfuron-methyl: 9.2% Tribenuron-methyl: 9.2%	Wettable granules	PrecisionPac dispensing system 20 – 220 acres per grower bag
<b>CS-100-12 Herbicide Formulation</b>				
<b>PrecisionPac blend:</b> <b>CS-100-12</b> (PCP #33015)	FMC Corporation	Pyroxsulam: 15% Thifensulfuron-methyl: 15%	Wettable granules	PrecisionPac dispensing system 20 – 200 acres per grower bag
<b>CS-75-12 Herbicide Formulation</b>				
<b>PrecisionPac blend:</b> <b>CS-75-12</b> (PCP #33016)	FMC Corporation	Pyroxsulam: 13.6% Thifensulfuron-methyl: 18.3%	Wettable granules	PrecisionPac dispensing system 20 – 220 acres per grower bag

### Crops, Staging and Rates

Rate: CS-100-23235: 41.5 g/acre      CS-100-2525: 40.5 g/acre      CS-100-12: 40.5 g/acre  
 CS-75-23235: 34 g/acre      CS-75-2525: 33 g/acre      CS-75-12: 33 g/acre

Crop	Staging	Comments
<b>Wheat (spring, durum):</b> <b>All FMC PrecisionPac Cross Spectrum Herbicides</b>	3-leaf to before the flag leaf	Must have 0.25% v/v of registered adjuvant added. Registered adjuvants: Agral 90, ProSurf, Sentry, Liberate Adjuvant, Ag-Surf II, HiActivate Non-ionic Liquid Spreader/Activator, Super Spreader Adjuvant, Enhance
<b>Winter wheat:</b> <b>CS-100-12 and CS-75-12</b>	Apply to winter wheat in the spring, when winter wheat is in the 2-7 leaf, 4 tiller stage	Same surfactants as above for wheat (spring, durum)

### Weeds Controlled

Apply to young, actively growing weeds that are less than 10 cm in height or diameter, unless otherwise indicated.

Product	Broadleaf Weeds Controlled/Suppressed	Grassy Weeds Controlled/Suppressed
<b>CS-75-23235</b>	<b>Broadleaf Weeds Controlled:</b> Annual smartweed (green smartweed, lady's thumb), common chickweed (1-6 leaf), cow cockle, dandelion (spring or fall rosettes up to 20 cm in diameter), flixweed, hemp-nettle, lamb's-quarters, narrow-leaved hawk's beard (up to 20 cm), night flowering catchfly, redroot pigweed, round-leaved mallow (1-6 leaf), Russian thistle, scentless chamomile, sow thistle (perennial), stinkweed, stork's-bill, volunteer canola (excluding group 2 herbicide tolerant varieties), white cockle, wild buckwheat, wild mustard. <b>Broadleaf Weeds Suppressed:</b> Canada thistle (top growth control, apply before bud stage, <15 cm in height).	<b>Grass Weeds Controlled:</b> Wild oats (up to 4-leaf, 2 tiller). For control of low wild oat populations (<75 plants/m <sup>2</sup> )
<b>CS-100-23235</b>	<b>Broadleaf Weeds Controlled</b> (all weeds as CS-75-23235) <b>plus:</b> Cleavers (up to 6 whorl), common chickweed (up to 10 cm), corn spurry (up to 2 whorl stage, <10 cm in height), shepherd's-purse (up to 30 cm tall), volunteer canola (1-6 leaf, excluding Group 2 herbicide tolerant varieties). <b>Broadleaf Weeds Suppressed:</b> Canada thistle (top growth control, apply before bud stage, <30 cm in height).	<b>Grass Weeds Controlled:</b> Barnyard grass (1 - 5 leaf), Japanese brome (1 - 6 leaf), wild oats (high populations – >75 plants/m <sup>2</sup> ) (up to 4-leaf, 2 tiller), yellow foxtail (1 - 5 leaf). <b>Grassy Weeds Suppressed:</b> Downy brome (2 - 6 leaf, 4 tillers), green foxtail (1 - 5 leaf)

Product	Broadleaf Weeds Controlled/Suppressed	Grassy Weeds Controlled/Suppressed
<b>CS-75-2525</b>	<b>Broadleaf Weeds Controlled:</b> Narrow-leaved hawk's beard, annual smartweed (green smartweed, lady's thumb), chickweed (1-6 leaf), cow cockle, flixweed, hemp-nettle, lamb's-quarters, narrow-leaved hawk's beard, night flowering catchfly, redroot pigweed, Russian thistle, sow thistle (perennial), stinkweed, volunteer canola (except group 2, herbicide tolerant), wild buckwheat, wild mustard. <b>Suppressed:</b> Canada thistle (top growth control, apply before bud stage, <15 cm in height).	<b>Grass Weeds Controlled</b> (all weeds as CS-75-23235)
<b>CS-100-2525</b>	<b>Broadleaf Weeds Controlled:</b> Stinkweed (up to 30 cm). All other weeds as CS-75-2525 plus: Cleavers (up to 6 whorl), corn spurry (up to 2 whorl stage, <10 cm in height), round-leaved mallow (up to 6 leaf stage, <10 cm in size), shepherd's-purse (up to 30 cm tall), volunteer canola (1-6 leaf, excluding Group 2 herbicide tolerant varieties). <b>Broadleaf Weeds Suppressed:</b> Canada thistle (top growth control, apply before bud stage, <30 cm in height), dandelion (seedlings and overwintered rosettes less than or equal to 20 cm).	<b>Grass Weeds Controlled</b> (all weeds as CS-100-23235)
<b>CS-75-12</b>	<b>Broadleaf Weeds Controlled:</b> Annual smartweed (green smartweed, lady's thumb), common chickweed (1-6 leaf), corn spurry, cow cockle, hemp-nettle, lamb's-quarters, redroot pigweed, Russian thistle, stinkweed, volunteer canola (excluding Group 2 herbicide tolerant varieties), wild mustard, wild buckwheat (1-3 leaf).	<b>Grass Weeds Controlled</b> (all weeds as CS-75-23235)
<b>CS-100-12</b>	<b>Broadleaf Weeds Controlled:</b> Stinkweed (up to 30 cm). All other weeds as CS-75-12 plus: Cleavers (up to 6-whorl), flixweed, round-leaved mallow (up to 6-leaf stage, <10 cm in size), shepherd's-purse (up to 30 cm tall), smartweed (lady's-thumb, 1 - 5 leaf), stinkweed (up to 30 cm tall), volunteer canola (1-6 leaf, excluding Group 2 herbicide tolerant varieties). <b>Broadleaf Weeds Suppressed:</b> Canada thistle (top growth control, apply before bud stage, <30 cm in height), dandelion (seedlings and overwintered rosettes less than or equal to 20 cm).	<b>Grass Weeds Controlled</b> (all weeds as CS-100-23235)

**Registered Tank Mixes**

CS-100-23235; CS-75-23235; CS-100-2525; CS-75-2525:

Product	Rate	Additional weeds controlled
<b>Wheat (spring durum)</b>		
<b>MCPA Ester 500 or MCPA Ester 600</b>	226 mL/acre (MCPA Ester 500) 190 mL/acre (MCPA Ester 600)	<b>CS-100-23235; CS-75-23235:</b> Weeds controlled or suppressed by herbicide alone, as well as annual sow thistle and volunteer Group 2 tolerant canola varieties. Apply when volunteer canola is in the 1-6 leaf stage with CS-100-23235 or 2-4 leaf stage with CS-75-23235. <b>CS-100-2525; CS-75-2525:</b> White cockle, dandelion (spring & fall rosettes, up to 15 cm in diameter), scentless chamomile, Group 2 tolerant canola (1-6 leaf stage)
<b>Perimeter II + 0.25% v/v adjuvant</b>	85 mL/ac	<b>CS-100-23235; CS-75-23235; CS-100-2525; CS-75-2525:</b> 85 mL/acre for control of kochia (including Group 2 resistant biotypes, seedling to 8 leaf), volunteer flax. <b>CS-75-23235:</b> + cleavers (1-6 whorl). <b>CS-100-2525; CS-75-2525:</b> + stork's bill (1-6 leaf).

FMC Corporation supports the following mix that is not on the PrecisionPac Cross Spectrum Herbicide labels. Apply mix according to the most restrictive use limitations for either product: 2,4-D ester.

**CS-100-12: Winter wheat (spring application) suppression for downy brome.**

CS-100-12 Herbicide applied as a spring application will provide suppression of downy brome in winter wheat. Apply at a rate of 40.5 g/acre. Add BASF Assist Oil Concentrate at 0.8% v/v (0.8 L/100 L of spray mixture) or Merge\* Adjuvant at 0.5% v/v (0.5 L/100 L of spray mixture; spring application only). Apply using equipment that will assure uniform coverage. In addition to suppression of downy brome when applied in the spring, this tank mix also controls/suppresses weeds listed.

FMC Corporation supports the following mixes that are not on the **CS-100-12; CS-75-12** label. Apply mix according to the most restrictive use limitations for either product: Perimeter® II Herbicide, MCPA Ester.

## FMC PrecisionPac Cross Spectrum Herbicides (cont'd)

### Application Information

**CS-100-23235; CS-75-23235; CS-100-2525; CS-75-2525; CS-100-12, CS-75-12:** Ground application: Water volume: 22 L/acre

**CS-100-2525; CS-75-2525; CS-100-12, CS-75-12:** Aerial application: Water volume: 10 – 20 L/acre; when a tank mixture is used, consult the labels of the tank-mix partners.

### Mixing Instructions

Use mixing instructions “e” as described in the Preparation and Application of Pesticides section.

### Application Tips

Effectiveness may be reduced if spray mixture remains in the tank for more than 24 hours. Do not apply to crops underseeded to legumes or grasses as injury to forage may result.

### How it Works

Absorbed by foliage. Inhibits cell elongation.

### Expected Results

PrecisionPac Cross Spectrum Herbicides stop the growth of susceptible weeds immediately. However, typical symptoms (discoloration) of dying weeds may not be noticeable for 1 - 3 weeks after application, depending on growing conditions and weed susceptibility. Degree of control and duration of effect depend on weed sensitivity, weed size, spray coverage and growing conditions.

### Restrictions

**Rainfall:** 2 hours. **Grazing:** May not be grazed or fed to livestock within 7 days of application. **Pre-harvest Intervals:** Allow 60 days between application and harvest. **Recropping: CS-100-23235; CS-75-23235:** The following crops may be seeded 11 months after application: barley, canola, flax, oats, peas, soybeans, dry beans and spring wheat. The following crops may be seeded 10 months after application: field corn. The following crops may be seeded 22 months after application: lentils.

**CS-100-2525; CS-75-2525; CS-100-12, CS-75-12:** The following crops can be seeded 11 months after an application of CS-100-2525 Herbicide: barley, brown mustard, canola, dry bean (of the species *Phaseolus vulgaris*), flax, canola quality *Brassica juncea*, lentils, oats, field peas, chickpea, spring wheat, soybean and yellow mustard or fields can be summer fallowed. The following crops can be seeded 10 months after an application of the herbicide: sunflower and potatoes.

### Environmental Precautions

All blends: Toxic to aquatic organisms and non-target terrestrial plants. Avoid overspray or drift of important wildlife and aquatic habitats. A 1-metre buffer zone should be established between the area to be sprayed and aquatic habitats. For terrestrial habitats, a 4-metre buffer zone is required for ground applications.

For **CS-100-2525; CS-75-2525:** For terrestrial habitats, a 125-metre (fixed wing) or 100-metre (rotary wing) is required for aerial applications.

For **CS-100-12; CS-75-12:** For terrestrial habitats, a 15-metre buffer zone is required for ground applications and a 200-metre (fixed wing) or 175-metre (rotary wing) is required for aerial applications.

### Toxicity

Low oral toxicity. Oral LD<sub>50</sub> (rats) > 5,000 mg/kg. Potential skin sensitizer.

### Storage

Store product in original container only, away from other pesticides, fertilizer, food or feed. Not for use or storage in or around the home. Keep container closed.

# Focus Herbicide

Group 14, 15

## Formulation

Product	Company	Active ingredient	Formulation	Container size
Focus Herbicide (PCP# 32292)	FMC Corporation	Pyroxasulfone: 447 g/L + carfentrazone-ethyl: 53 g/L	Suspension emulsion	4 x 4.5 L

## Crops, Staging and Rates

Prior to seeding or up to 3 days after seeding: Early season control, non-extended (pre-plant or pre-emerge) 91 mL/acre. Extended control at 113 mL/acre (pre-plant, pre-emerge - coarse/med soil texture, O.M. 1 - 4%). 136 mL/acre (med-fine/fine soil texture, O.M. 4 - 7%). Acres/jug: 91 mL - 50 acres; 113 mL - 40 acres; 136 mL - 33 acres.

Crop	Rate
Field corn, soybeans, lentils, spring and winter wheat	Focus Herbicide: 91, 113 or 136 mL/acre

## Weeds Controlled

### Pre-emergence control of

barnyard grass	foxtail barley*	kochia*	yellow foxtail
cleavers	giant foxtail*	lamb's quarters*	wild buckwheat*
common waterhemp	green foxtail	redroot pigweed	wild mustard*
crabgrass (large)	green pigweed	ryegrass (Italian)	wild oats*
downy brome	Japanese brome	stinkweed*	wormseed mustard

\* Suppression

## Registered Tank Mixes

**Pre-plant/pre-emergence:** Aatrex Liquid 480 (0.85 to 1.25 L/acre) field corn only: glyphosate (at recommended rates). DO NOT apply products containing saflufenacil with, before or after application of Focus as crop injury may occur. FMC also supports the following tank mixes not on the Focus label. Use the most restrictive use limitation for either label. Pre-seed to all registered crops: 2,4-D amine or ester + glyphosate (180 - 360 g ae/acre). Pre-seed to spring and winter wheat: Express Pro + glyphosate (180 g ae/acre). Pre-seed spring or winter wheat: Express SG + glyphosate (180 g ae/acre), Express FX + glyphosate (180 g ae/acre).

## Application Information

**With:** Ground equipment only with a sprayer that can apply 40 L/acre of spray solution. **Aerial application:** DO NOT apply by air. Focus can be applied only once per growing season. Use a minimum spray volume of 40.5 L/acre. High spray volumes are needed for dense weed stands. Weed control improves with improved coverage. **Seeding:** Focus should be applied to a uniform seedbed which is firm and clod free. Spring and winter wheat, lentil and field corn seeds must be planted at least 2.5 cm deep. Soybeans must be planted a minimum of 4 cm deep.

## Expected Results

Extremes in environmental conditions such as temperature, moisture, soil conditions and cultural practices may affect activity. Moisture is necessary to activate the active ingredient pyroxasulfone in soil for weed control. Dry weather following applications may reduce effectiveness. Applications to crops under stress due to either inadequate or excess moisture for normal crop development, cool and hot temperatures, sodic soils, poorly drained soils, hail damage, flooding, pesticide injury, mechanical injury or widely fluctuating temperatures may result in crop injury.

**Focus Herbicide (cont'd)****Restrictions**

Focus requires 12.5 mm, or more, of moisture at once to activate product. **Rainfall:** Rainfall within 1 hour of application, or heavy rains shortly after application, may reduce weed control of Aim component of product. Moderate rainfall will improve the activity of the pyroxasulfone part of the herbicide. Excessive rainfall, irrigation or prolonged saturated soil conditions after application may increase the risk of seedling injury, especially shallow seeded crops. Focus can affect lentil growth under conditions that include high pH ( $\geq 7.5$ ), cool weather, prolonged and excessive moisture, seedling diseases and other conditions unfavourable to growth. It can appear as stunting or discolouration. Symptoms may persist until conditions improve. **Grazing:** Do not graze or feed on wheat grain, forage, hay or straw less than 42 days after application. **Recropping:** immediately: field corn, lentil, soybean, all wheats (except durum). 12 months after: Chickpea, field pea, flax, safflower, sunflower. For crops not listed above, use a field bioassay to confirm crop safety.

**Environmental Precautions**

DO NOT use on peat or muck soils and soils with 7% or more organic matter content or on soils classified as sand, containing <1% organic matter. Use a buffer of 5 metres between treated area and sensitive terrestrial or freshwater habitats.

**Toxicity**

Focus: Acute oral (rat) LD<sub>50</sub> > 5,000 mg/kg.

**Storage**

Store in original container in cool, dry, well-ventilated location.

# Fortress MicroActiv

**Group 3, 8****Formulation**

Product	Company	Active ingredient	Formulation	Container size
Fortress MicroActiv (PCP# 15921)	Gowan Canada	Triallate: 10% + trifluralin: 4%	Granules	22.7 kg, 454 kg

**Crops, Staging and Rates**

Rate: 4.85 - 6.88 kg/acre

Crop	Staging
Barley Flax* Mustard Canola Wheat (spring and durum)	Fall surface application: apply after Oct. 1 and when soil temperature is less than 4°C at depth of 5 cm and delay incorporation until the following spring. Fall preplant incorporated: apply in the fall after September until soil freeze up. Spring preplant incorporated: prior to seeding

\* Do not use on low linolenic acid varieties.

**Weeds Controlled**

green foxtail

wild oats

yellow foxtail

**Annual broadleaves suppressed**

kochia

lamb's-quarters

wild buckwheat

red root pigweed

Russian thistle

\* All tank mixes with Glyforce WDG require the addition of a non-ionic surfactant such as Agral 90, Ag Surf, or Companion. Surfactant should be added at a rate of 142 mL/acre



**Rate**

Apply Fortress MicroActiv according to soil organic matter contents.

Fortress rates – fall treatment								
Crop	Rate kg/acre				Acres treated per 454 kg bag			
	< 2% OM	2 - 4% OM	4 - 6% OM	> 6% OM	< 2% OM	2 - 4% OM	4 - 6% OM	> 6% OM
Wheat	N.R.*	4.45	5.67	5.67**	n/a	102	80	80
Barley	4.45	5.67	5.67	6.88	102	80	80	66
Canola, flax***, mustard	5.67	5.67	5.67	6.88	80	80	80	66

\* N.R. – Not Recommended

\*\* For fall incorporated applications (not surface), apply 6.88 kg/acre when organic matter exceeds 8 percent.

\*\*\* Do not use on low linolenic acid varieties.

Fortress rates – spring treatment								
Crop	Rate kg/acre				Acres treated per 454 kg bag			
	< 2% OM	2 - 4% OM	4 - 6% OM	> 6% OM	< 2% OM	2 - 4% OM	4 - 6% OM	> 6% OM
Wheat	N.R.*	N.R.*	4.45	5.67	n/a	n/a	102	80
Barley	N.R.*	4.45	5.67	6.88	n/a	102	80	66
Canola, flax***, mustard	5.67	5.67	6.88	6.88	80	80	66	66

\* N.R. – Not Recommended

\*\* Do not use on low linolenic acid varieties.

**Fall Surface Application:** Where fields are prone to water and/or wind erosion and fall tillage is therefore undesirable, fall surface applications should be made after October 1 or within three weeks of soil freeze-up (average soil temperature at the 5 cm depth should be 4°C or less). Fall surface application should be made to standing stubble, chemical fallow or summerfallow fields in a state of low soil erodibility. Avoid smooth, hard-packed soil conditions in summerfallow, which may allow granules to drift. Surface applications should not be made to fields covered in snow or that have excessive crop residue, which will not allow granules contact with soil. Under excessively warm and/or wet conditions between application and crop emergence, control may be reduced. For best results under heavy wild oat infestations, use the incorporated treatments only.

**Incorporation**

**Time:** The first incorporation should be completed within 24 hours of application, except for the fall surface application. The second incorporation may then be done during the fall or delayed until the spring.

**For surface applications:** Incorporate twice at right angles in the spring. Early seeding and a delayed second incorporation of 48 hours or more will provide best results.

**Do not incorporate this product more than 5 cm. This can be accomplished by setting the tillage equipment to work the soil not deeper than 7.5 cm to 10 cm.**

**Implement:** Before applying this product, be sure the soil is in good working condition. All deep tillage by cultivation or double disc implements must be completed prior to application of this product.

**Application Tips**

Calibrate equipment to deliver desired amount of product. Use only a hoe-drill or a double disc press drill to seed barley or wheat into a Fortress-treated field. Do not apply to soil with less than 2% organic matter if it is to be seeded to wheat. Do not apply Fortress for wheat on land that has been treated with trifluralin since June 1 of the previous year.

**Seeding:** Flax, mustard and rapeseed can be seeded in treated layers. Barley and wheat are more sensitive and should be planted 6.0 - 7.5 cm. Wheat must be seeded at least 1.0 cm below the treated layer. Do not seed deeper than 7.5 cm. To ensure an even crop stand, increase the usual seeding rate of barley and wheat by 10%. Seed into warm, moist seedbed. A pre-seed burn-off herbicide treatment is required to eliminate weed competition prior to crop emergence.

**Fortress MicroActiv (cont'd)****How it Works**

Absorbed by wild oat shoots and foxtail roots, usually resulting in death before emergence. Under dry conditions, some wild oats and foxtail may emerge before being killed.

**Expected Results**

**Weeds:** Wild oats and foxtail die before they emerge. Weed control may be reduced under conditions of prolonged, cool soil temperatures at the time of germination or extreme drought in spring. **Crops:** Thinning in barley and wheat are known to occur under conditions of heavy rainfall and/or cold weather after application and before crop emergence. In most cases, thinning is more than offset by tillering. Some thinning may be noted on eroded knolls. Poor results may be expected if there is incomplete incorporation due to wet, cloddy soil or heavy trash, very dry soil conditions in spring or prolonged cool soil temperatures at time of germination. Ridges left by seeding may disrupt the treated layer and allow escapes.

**Restrictions**

**Rainfall:** Moisture is required for activation. Rainfall of at least 1.5 cm within 2 weeks of application in the spring is required to ensure maximum performance. **Grazing:** Grazing restrictions: Do not graze the treated crop or cut for hay; there are not sufficient data to support such use. **Re-cropping:** Under normal conditions, Fortress MicroActiv carryover will not harm crops grown in rotation. As a precaution, tame oats, sugar beets, creeping red fescue and small-seeded grasses such as timothy and canary seed should not be grown in rotation following a Fortress-treated crop.

**Environmental Precautions**

Do not apply this product directly to aquatic habitats. Do not contaminate irrigation or drinking water supplies or aquatic habitats by cleaning of equipment or disposal of wastes.

**Toxicity**

Very low acute mammalian toxicity. Acute oral LD<sub>50</sub> (rats) = > 5,000 mg/kg. May cause skin and eye irritation.

**Storage**

Store in a dry place.

# GlyKamba

**Group 4, 9****Formulation**

Product	Company	Active ingredient	Formulation	Container size
GlyKamba* (PCP# 30870)	NuFarm Agriculture Inc.	glyphosate: 194 g/L + dicamba: 46 g/L	Water soluble liquid	10 L, 500 L

\* Nufarm will manufacture GlyKamba on a pre-order basis only.

**Crops, Staging and Rates**

Crop	Staging	Rate
Pre-seeding barley, corn*, oats, rye and wheat	Apply prior to crop emergence	1.0 L/acre
Chemfallow (chemical summerfallow)	Apply according to weed stage	

\* For field corn, apply to medium to fine textured soils containing more than 2.5% organic matter. Do not use on sandy or sandy loam soils.

Note: Certain broadleaved crops such as lentils, peas, canola and flax can be injured by a pre-seeding application with this product and so should not be planted to a field receiving this type of treatment

## Weeds, Rates and Staging

Annual weeds Apply: 1.0 L/acre rate, any time between emergence and heading for annual grasses and when broadleaf weeds are up to 15 cm tall and actively growing			Perennial grasses Apply: 1.26 L/acre, apply before the initiation of seed head or browning of lower leaves
cow cockle	lamb's-quarters	stinkweed**	foxtail barley (suppression)
downy brome*	persian darnel	volunteer canola (excluding Roundup Ready)	Use higher rate when weeds are under stress and poor growing conditions such as drought
flixweed**	redroot pigweed	volunteer cereals	
green foxtail	Russian thistle	wild mustard	
kochia	smartweed (including lady's-thumb)	wild oats	

\* For best control of downy brome, GlyKamba can be applied after emergence in the fall previous to the fallow season or in spring of the fallow season up to seed head emergence. \*\* For best control of winter annual broadleaf weeds, such as flixweed and stinkweed, 2,4-D should be applied to emerged, actively growing weeds in the fall previous to the fallow season or in early spring in the fallow season when winter annual weeds are less than 10 cm tall.

## Registered Tank Mixes

Tank mix partner	Tank mix partner rate per acre	Weeds controlled
Prior to seeding of wheat (including durum), winter wheat, barley, and rye		
2,4-D amine or ester	2,4-D: 0.2 - 0.3 L/acre	Volunteer Roundup Ready canola up to 4 leaf stage
2,4-D amine or ester	2,4-D: 0.4 - 0.5 L/acre	Volunteer Roundup Ready canola up to 6 leaf stage

## Application Information

Apply with ground equipment only. Avoid galvanized steel or unlined steel (except stainless steel) spray tanks.  
**Water volume:** 20 - 40 L/acre clean water.

## Application Tips

Under certain stress conditions such as drought, cool temperatures or where extremely hard water (>700 ppm Ca + Mg) has been used, weed control may be reduced with this product. Under these conditions, lower water volume (20 L/acre) may improve results.

## How it Works

A post-emergent herbicide. Glyphosate moves from foliage into roots and kills entire plant. Dicamba disrupts cell metabolism.

## Expected Results

Visual effects will usually appear within 5 - 7 days. Wilting or yellowing of weeds advances to complete browning of above ground growth and deterioration of affected underground parts.

## Restrictions

**Rainfall:** Heavy rainfall within 2 hours may wash the chemical off the foliage and repeat treatment may be required. Rainfall within 6 hours may reduce effectiveness. **Grazing:** Do not permit lactating dairy animals to graze fields within 7 days after application. Do not harvest forage or cut hay within 30 days after application. Withdraw meat animals from treated fields at least 3 days before slaughter. **Re-cropping:** Certain broadleaf crops such as lentils, peas, canola and flax can be injured by a pre-seeding application of GlyKamba and should not be planted in a field that has been treated with this product.

## Environmental Precautions

GlyKamba is toxic to aquatic organisms and non-target terrestrial plants. Avoid contamination of aquatic habitat by leaving a 15 metre buffer zone. Non-toxic to bees and birds.

## Toxicity

Glyphosate: Acute oral LD<sub>50</sub> (rats) = 4,300 mg/kg; Dicamba. Acute oral LD<sub>50</sub> (rats) = 2,600 mg/kg. Eye irritant.

## Storage

Heated storage is required. If crystals form, place in a warm room (20°C). Roll or shake solution until crystals have redissolved.

# glyphosate

Group 9

## Formulation

Product	Company	Acid equivalent concentration	Formulation	Container size
<b>Clearout 41 Plus (PCP# 28322)</b>	New Agco Inc.	360 g/L	Solution	115 L, 1000 L
<b>Co-Op Vector 540 (PCP#31598)</b>	Federated Co-operatives Ltd.	540 g/L	Solution	10 L, 115 L, 450 L, 800 L
<b>Credit Xtreme (PCP# 29888)</b>	Nufarm Agriculture	540 g/L	Solution	10 L, 450 L
<b>Crush'R Plus (PCP# 29995)</b>	Ag West Inc	360 g/L	Solution	9.5 L, 30 L, 113 L, 940 L, 1040 L
<b>Flame Glyphosate 360 (PCP# 33088)</b>	Great Northern Growers	360 g/L	Solution	10 L
<b>Guardsman (PCP# 32228)</b>	Univar Solutions	540 g/L	Solution	450 L, 1000 L
<b>KnockOut Extra (PCP# 29266)</b>	Libertas Now Inc.	360 g/L	Solution	9.5 L, 30 L, 113 L, 940 L, 1040 L
<b>Matrix (PCP# 29775)</b>	IPCO	480 g/L	Solution	10 L, 115 L, 450 L, 960 L
<b>MP Disruptor 360 (PCP# 29290)</b>	NewAgco Inc	360 g/L	Solution	115 L, 640 L, 1000 L
<b>MP Disruptor 540 (PCP# 32817)</b>	New Agco Inc.	540 g/L	Solution	500 L, 800 L
<b>R/T 540 (PCP# 28487)</b>	Bayer CropScience	540 g/L	Solution	10 L, 115 L, 450 L
<b>Roundup Transorb HC (PCP# 28198)</b>	Bayer CropScience	540 g/L	Solution	10 L, 115 L, 450 L
<b>Roundup WeatherMax (PCP# 27487)</b>	Bayer CropScience	540 g/L	Solution	10 L, 115 L, 450 L
<b>Sharda Glyforce WDG (PCP# 33400)</b>	Sharda CropChem Ltd.	Glyphosate: 68.77%	Water dispersible granules	No package size.*
<b>Sharda Glyphosate 360 (PCP# 31493)</b>	Sharda CropChem Ltd.	360 g/L	Solution	10 L, 1000 L
<b>Smoke (PCP# 31063)</b>	Great Northern Growers	360 g/L	Solution	120 L, 500 L, 1000 L
<b>StartUp (PCP# 29498)</b>	Loveland Products	540 g/L	Solution	10 L, 115 L, 450 L, 800 L
<b>Stonewall 540 (PCP# 33379)</b>	Winfield United Canada	540 g/L	Solution	10 L, 115 L, 500 L, 800 L
<b>VP 480 (PCP# 28840)</b>	Corteva Agriscience	480 g/L	Solution	10 L, 115 L, 450 L, 960 L
<b>Vector (PCP# 30319)</b>	Federated Co-operatives Ltd.	480 g/L	Solution	10 L, 115 L, 450 L, 960 L
<b>IPCO Factor 540 (PCP# 27988)</b>	IPCO	540 g/L	Solution	10 L, 115 L

\* All tank mixes with Glyforce WDG require the addition of a non-ionic surfactant such as Agral 90, Ag Surf, or Companion. Surfactant should be added at a rate of 142 mL/acre.

**Application Rates of glyphosate Products with Various Acid Equivalent Concentrations - first column is the actual amount of active ingredient applied per acre. The other columns are the actual L/acre needing to be applied to meet that acid equivalent value.**

Acid Equivalent Concentration			
Acid Equivalent	360 g/L	480 g/L	540 g/L
g ae/acre*	L/acre		
111	0.31	0.225	0.20
122	0.34	0.25	0.22
148	0.41	0.30	0.27
180	0.50	0.38	0.33
241	0.67	0.50	0.45
270	0.75	0.56	0.50
324	0.90	0.68	0.60
360	1.00	0.75	0.67
435	1.21	0.91	0.81
450	1.25	0.94	0.83
510	1.42	1.06	0.94
540	1.50	1.125	1.00
690	1.92	1.44	1.28
720	2.00	1.50	1.33
870	2.42	1.81	1.61
1000	2.78	2.08	1.85
1015	2.82	2.11	1.88
1740	4.83	3.63	3.22
1765	4.90	3.68	3.27

\* g ae/acre = grams of acid equivalent per acre

**Cropland Uses**

- Annual weed control prior to crop emergence or in summerfallow - all crops.
- Quackgrass control - prior to seeding or after harvest.
- Canada thistle control - summer-fallow, shelterbelts and post-harvest.
- Dandelion control - prior to crop emergence or post harvest.
- Other perennial weeds control - summerfallow, shelterbelts and post-harvest.
- Spot treatments (in-crop) of perennial weed control - cereals, corn, soybean and forages.
- Pre-harvest control of quackgrass, Canada thistle, milkweed, toadflax, dandelion, season-long control of perennial sow-thistle, and harvest management.
- Weed control in glyphosate tolerant crops: canola, corn and sugar beet.
- Post-harvest stubble treatments - all crops.
- Weed control in non-crop areas: industrial, right-of-way, recreational and public areas.
- Brush control, turf renovation, directed application in woody nursery stock, roadsides and shelterbelts.

**glyphosate (cont'd)****Weeds Controlled****Annual**

annual bluegrass	downy brome	narrow-leaved vetch	stinkweed
annual sow-thistle	flixweed	night-flowering catchfly	stork's-bill
barnyard grass	green foxtail	Persian dandelion	volunteer flax
Canada fleabane	green smartweed	prickly lettuce	volunteer mustard
common chickweed	hemp-nettle	red root pigweed	volunteer wheat
common ragweed	kochia*	round-leaved mallow	wild mustard
corn spurry	lady's-thumb	Russian thistle	wild oats
crabgrass	lamb's quarters	shepherd's-purse	wild tomatoes
dodder	narrow-leaved hawk's beard	smooth pigweed	

**Perennial**

alfalfa	curled dock	Japanese knotweed	smooth bromegrass
Canada bluegrass	dandelions	kentucky bluegrass	toadflax
Canada thistle	field bindweed	perennial sow-thistle	wormwood
cattails	foxtail barley	poison-ivy	yellow nutsedge
common milkweed	hemp dogbane	purple loosestrife	
cottontop	hoary cress	quackgrass	

**Brush**

alder	douglas fir	poplar	snowberry
birch	hemlock	raspberry	willow
cedar	maple	rhododendron	withrod
cherry	pine	sheep laurel	

\* Will not control kochia biotypes resistant to glyphosate.

**Annual Weed Control Prior to Crop Emergence or in Summerfallow**

Weeds controlled	Weed stage	glyphosate grams acid equivalent per acre	Surfactant per acre
<b>Green foxtail, lady's-thumb, stinkweed, volunteer barley, volunteer canola (non-glyphosate tolerant), volunteer wheat, wild mustard, wild oats</b>	Up to 8 cm in height	111	0.14 L
<b>All weeds listed above plus suppression of foxtail barley, flixweed and kochia*</b>	8 - 15 cm in height	148	0.14 L
<b>All weeds listed above plus downy brome, giant foxtail, Persian dandelion, Canada fleabane, common ragweed, flixweed, hemp-nettle, lamb's-quarters</b>	Weeds up to 15 cm in height. For narrow-leaved hawk's-beard 8 - 15 cm or wild buckwheat (3 - 4 leaf stage) use high rate.	180 - 270	Surfactant is not required
<b>All weeds listed above plus annual sow thistle, bluegrass, crabgrass, kochia, prickly lettuce, shepherd's purse, and narrow-leaved vetch</b>	Up to 15 cm in height	324	Surfactant is not required
<b>All annual grasses and broadleaved weeds listed above</b>	Greater than 15 cm in height	510	Surfactant is not required

\* Will not control kochia biotypes resistant to glyphosate.

**Registered Tank Mixes in Minimum and Zero Tillage Systems Cropping Systems – Prior to Seeding**

Not all glyphosate products are registered for all tank mixes below. Refer to individual glyphosate for registered tank mixes, glyphosate rates and registered crop species labels.

**Spring wheat, winter wheat, barley and rye:**

- glyphosate + 2,4-D (0.23 - 0.34 L/acre) for broad-spectrum weed control, including control of volunteer Roundup Ready canola (up to 4 leaf stage)

- glyphosate + 2,4-D (0.45 - 0.68 L/acre) for broad-spectrum weed control, including control of volunteer Roundup Ready canola (up to 6 -leaf stage)
- glyphosate + Buctril M (0.2 - 0.4 L), Logic M (0.25 - 0.5 L/acre) for broad-spectrum weed control, including control of volunteer Roundup Ready canola (up to 4 -leaf stage)
- glyphosate + Engenia (0.096 L) for broad-spectrum weed control, excluding volunteer glyphosate tolerant canola
- glyphosate + Express SG (6 g/acre) + Agral 90 (0.35% v/v) for broad-spectrum weed control. Agral 90 only required if glyphosate rate is below 0.5 L/acre (360 g active ingredient/L equivalent).
- glyphosate + Pardner (0.51 L/acre), Brotex (0.6 L/acre): for broad-spectrum weed control
- Both mixes below for control of hard to kill and glyphosate resistant/tolerant weeds.
  - glyphosate + Blackhawk (300 mL/acre)
  - glyphosate + Goldwing (133 - 266 mL/acre)

**Field corn, sweet corn and flax:**

- glyphosate + MCPA amine 500 (0.28 L/acre) for broad-spectrum weed control, including control of volunteer Roundup Ready canola (up to 4 -leaf stage)
- glyphosate + Buctril M (0.2 - 0.4 L/acre), Logic M (0.25 - 0.5 L/acre) for broad-spectrum weed control, including control of volunteer Roundup Ready canola (up to 4 -leaf stage)

**Field corn only:**

- glyphosate + Engenia (0.096 L) for broad-spectrum weed control, excluding volunteer glyphosate tolerant canola

**Field corn, canaryseed and soybeans:**

- glyphosate (300 mL/acre) + Blackhawk either pre-seed or post-seed but pre-emergent

**Corn, buckwheat, canaryseed, millet, oats, triticale:**

- glyphosate + Goldwing (133 - 266 mL/acre): for control of hard to kill and glyphosate resistant/tolerant weeds

**Field peas, lentils, and chickpeas:**

- glyphosate + MCPA amine 500 (0.2 - 0.28 L/acre) for broad-spectrum weed control, including glyphosate tolerant canola. Note: use only amine formulations prior to seeding peas, lentils and chickpeas.
- glyphosate + Goldwing (133 - 266 mL/acre)

**Canaryseed and seedling forage grasses (bromegrass, crested wheatgrass, intermediate wheatgrass, slender wheatgrass, tall wheatgrass, Russian wildrye, timothy, orchard grass, creeping red fescue, meadow fescue, meadow foxtail, tall fescue, meadow bromegrass, streambank wheatgrass, and reed canarygrass)**

- glyphosate + Buctril M (0.2 - 0.4 L), Logic M (0.25 - 0.5 L/acre) for broad-spectrum weed control, including control of volunteer Roundup Ready canola (up to 4 -leaf stage)

**Canola:**

- glyphosate + Conquer (15 mL + 242 mL) for control of hard to kill and glyphosate resistant/tolerant weeds
- glyphosate + Conquer II (121 - 242 mL/acre)

**Registered Tank Mixes in Minimum and Zero Tillage Systems Cropping Systems – Chem fallow**

- glyphosate + 2,4-D (0.5 L/acre)
- glyphosate + Engenia (0.096 L)
- glyphosate + Express SG (6 g/acre)
- glyphosate + Pardner (0.51 L/acre), Brotex (0.6 L/acre)
- glyphosate + Express Pro (7 g/acre)
- glyphosate + Blackhawk (300 mL/acre)

## glyphosate (cont'd)

**Quackgrass Control Prior to Seeding or after Harvest in Annual and Forage Cropping Systems**

Apply to actively growing quackgrass. Reduced control may result if rhizomes become dormant. This may occur when soil fertility is poor or land has not been tilled for several years.

Application on forages should be followed by tillage and should be made when good growing conditions exist.

	Weed stage	Acid equivalent in grams active ingredient per acre	Remarks
<b>Quackgrass control: season long control on light to moderate infestation</b>	3 - 4 green leaves. On fall tilled ground, delay the application until majority of quackgrass has 4 - 5 leaves	360	Allow 3 or more days after treatment before tillage. Fall treatment should be applied 3 - 4 weeks after swathing to actively growing quackgrass. Do not apply after first damaging frost in the fall. Frost of - 5°C is usually tolerated by new shoots. Frost damage is evident by drying of new shoots shortly after frost.
<b>Quackgrass control: heavy infestations or sod bound quackgrass</b>	3 - 4 green leaves or more	360 - 1000	Use higher rate for sod bound quackgrass (left undisturbed for at least 2 years). Allow 3 or more days after treatment before tillage. Fall treatment should be applied 3 - 4 weeks after swathing to actively growing quackgrass. Do not apply after first damaging frost in the fall. Frost of - 5°C is usually tolerated by new shoots.

**Canada Thistle Control: Summerfallow and Post Harvest**

	Weed stage	Acid equivalent in grams active ingredient per acre	Remarks
<b>Control of Canada thistle at the rosette stage (summerfallow)</b>	Rosettes at least 15 cm in diameter	360	Conduct summerfallow tillage as usual and perform the last tillage operation between July 15 and August 1. Allow thistle to re-grow for a minimum of 5 weeks until they are 15 cm in diameter and majority of them are in a rosette stage. Allow 10 or more days after treatment before tillage. Treatment after a mild frost is possible provided leaves are green and plants are actively growing.
<b>Control of Canada thistle: post-harvest stubble treatment</b>	Bud stage or beyond	648 - 1000	Allow 20 to 25 cm of new growth before application. Thistles must be sprayed at least 2 weeks prior to killing frost. Straw should be removed or evenly spread to allow for proper regrowth and spray coverage. Heavy frost prior to treatment may decrease control. Allow 5 or more days after treatment before tillage.

**Registered Tank Mixes: Canada Thistle Control**

- glyphosate + Engenia (0.096 L)

**Dandelion Control: Prior to Seeding or After Harvest**

For best results, apply up to and including dandelion bloom.

Dandelion stage of growth gram A.I./acre		Remarks
Less than 15 cm rosettes	Greater than 15 cm rosettes	
360	540 - 720	Allow 3 or more days after treatment before tillage for all rates. Use the higher rate when infestations are heavy.

**Alfalfa Control (Fall Treatment)**

Staging	Rate a.i. per acre	Remarks
<b>Early bud to full bloom (fall application only)</b>	540 - 720	Use high rate when alfalfa populations are high or when grass infestation is heavy. Allow at least 5 days before tillage. Apply in 23 - 135 L/acre water.



### Registered Tank Mixes for Alfalfa Control (Fall and Spring)

The addition of 2,4-D may improve alfalfa control in situations where control may be more difficult to obtain, such as in minimum tillage systems where populations are heavy and with spring applications.

Tank mix	Acid equivalent in grams active ingredient per acre	Remarks
glyphosate + 2,4-D	glyphosate: 360 - 720 g a.i./acre + 2,4-D: 0.49 - 0.97 L	For spring applications, use only the low rate of 2,4-D (i.e., 0.49 L/acre) and recommended rate of glyphosate. Only cereal crops not underseeded to legumes may be planted following spring applications of this tank mix, and a 14-day interval between application and planting is required.

**Spot treatment (in-crop) of perennial weeds in wheat, oat, barley, corn, soybean forage legumes and forage grasses:** glyphosate may be applied for the control of Canada thistle, quackgrass and other perennial weeds (absinthe, blue grass spp., smooth brome grass, cattail, curled dock, field bindweed (bloom stage or beyond), hemp dogbane, hoary cress, poison ivy, purple loosestrife, perennial sow-thistle, and yellow nutsedge in forage crops, barley, wheat, oats, soybeans and legumes, including seed production. Treatments may be made up to heading of small grain, initial pod set on soybeans and legumes, silking of corn, and emergence of seed heads. The crop in the treated area will be killed. Avoid drift beyond the treated area. Application can be made using a boom sprayer, knapsack, or high volume equipment. Applications should be made using the same rates and at the same growth stages as listed in the quackgrass, Canada thistle and other perennial weed control tables.

### Other Perennial Weed Control in Summerfallow, Shelterbelts and Post-harvest

Weeds controlled	Weed stage	Rate a.i. per acre	Remarks
Common milkweed	Bud to full bloom	1765	Allow 7 or more days after treatment before tillage. Reduced control may occur after full bloom. Milkweed may not all be in the correct stage, therefore, repeat treatments may be required
Field bindweed	Full bloom or beyond	1000 - 1728	Allow 7 or more days after treatment before tillage.
Foxtail barley	Seedling to heading	360 - 720	Allow a minimum of 1 day after treatment before tillage or seeding. Use higher rates for larger, more established plants, heavy infestations or if plants are stressed.
Toadflax rosette stage (summerfallow)	Rosettes at least 15 cm tall or across.	360	Allow 7 or more days after treatment before tillage in summerfallow.
Alfalfa	Early bud to full bloom stage. Fall applications only.	540 - 720	Allow 5 or more days after treatment before tillage. Use the higher rates when alfalfa populations are high or when heavy grass infestations are also present.

### Pre-harvest Perennial Weed Control

**Crop:** Wheat, barley (including malting barley\*), oats\*, canola (rapeseed), dry beans, flax (including solin), lentils, mustard (Weathermax only), peas, soybeans and forages.

**Weeds Controlled:** Quackgrass, Canada thistle, common milkweed, toadflax, dandelion, perennial sow-thistle (season long)

### Rate

Crops	
Wheat, barley (including malting barley*), oats*, canola (rapeseed), dry beans, flax (including solin), lentils, peas, soybeans	Forages
360 g a.i./acre	360-720

**Caution:** Do not apply to any crops if grown for seed.

\* Barley grown for malt and tame oat grown for milling are registered for the pre-harvest application. However, growers should contact malt barley and milling oat buyers prior to application to confirm acceptance of glyphosate treated grain

\*\* These crops are registered with R/T 540, Roundup Transorb HC, Roundup WeatherMax and Roundup Ultra 2 only under *User Requested Minor Use Label Expansion program*. The manufacturer assumes no responsibility with respect to performance and/or crop tolerance claims for herbicide performance.

**glyphosate (cont'd)****How to Apply**

**Ground (all products). Aerial:** Do not apply by air, except Sharpshooter, Shooter Plus, Roundup Transorb HC, Roundup WeatherMax, RT/540, Smoke, MPower Glyphosate.

**Crop Staging:** Apply when average seed moisture is at or below 30%. Accurate measurement of seed moisture must be made before application. The following chart lists visual symptoms that can be used as guidelines as to when 30% grain moisture has been reached.

Crop*	Percent seed moisture	Visual symptoms
Wheat, barley, oat	Less than 30	Hard dough stage - a thumbnail impression remains on seed.
Canola (including glyphosate tolerant varieties)		Pods are green to yellow; most seeds are yellow to brown.
Flax (including low-linoleic acid varieties)		Majority (75%-80%) of bolls are brown.
Forage	Not applicable	Forage 3 to 7 days prior to the last cut before rotation or forage renovation. Do not apply to forage stands that are to be maintained.
Peas	Less than 30	Majority (75%-80%) of pods are brown.
Lentils		Lowermost pods (bottom 15%) are brown and seeds rattle.
Dry beans		Stems are green to brown in colour; pods are mature (yellow to brown in colour); 80%-90% leaf drop (original leaves).
Soybeans (including glyphosate tolerant varieties)		Stems are green to brown in colour; pod tissue is dry and brown in appearance; 80%-90% leaf drop.
Chickpea		Stems are green to brown in colour; pods are mature (yellow to brown in colour); 80%-90% leaf drop (original leaves)
Lupin		
Faba beans		

\* Not all glyphosate products are registered for pre-harvest application on all crops species listed above. Refer to individual crop labels for registered uses and crop species.

**Weeds Controlled and Staging**

Quackgrass (4 - 5 green leaves), Canada thistle (at bud stage or beyond), common milkweed (bud to full bloom), toadflax (bud to full bloom), dandelions (rosette to full bloom), season-long control of perennial sow-thistle (at or beyond the bud stage), and most of the annual weeds which are green at the time of pre-harvest application.

**Harvest Management Benefits**

This treatment may also provide harvest management benefits by drying down crop and vegetative crop growth. Apply only during the period 7-14 days before harvest to ensure best weed control and to maximize harvest management benefits. Earlier application may reduce crop yield and/or quality and may lead to excess glyphosate residues in the crop. Extremely cool, wet and cloudy weather conditions between time of application and the anticipated harvest date may slow down activity of this product, thereby delaying crop dry down and harvest date.

**Environmental Precautions**

Over-spray or drift to important wildlife habitats such as bodies of water, wetlands (e.g., sloughs), shelterbelts, woodlots and other cover on the edges of fields frequented by wildlife, should be avoided.

**Ground Application:** Leave a 15-metre buffer zone between the last spray swath and the edge of any of these habitats. Do not expose or contaminate any body of water or non-target vegetation by direct application, spray drift, or when cleaning and rinsing spray equipment.

**Aerial applications:** maintain a 25-metre buffer zone from water and wetland areas, and 55-metre buffer from shelterbelts, woodlots, and other cover on the edge of treated fields.

### For Use in glyphosate Tolerant Crops

#### glyphosate Tolerant Canola

**Crop:** Canola variety with Roundup ready gene. Always use pedigreed (certified) canola seed. Canola which is not designated as glyphosate tolerant will be damaged or destroyed by this treatment. Note: Not all glyphosate products are registered. **Crop Stage:** Up to and including 6-leaf stage of glyphosate tolerant canola. Temporary yellowing may occur if applied at the 4 to 6 leaf stage of the crop. **With:** Ground application only. **Water Volume:** 40 - 90 L/acre. **Grazing and Cropping Restrictions:** All portions of the treated crop may be fed to livestock.

Weeds controlled	Rate a.i. per acre
<b>Single application</b>	
<b>Annual grasses:</b> barnyard grass, green foxtail, volunteer barley, volunteer wheat, wild oats. <b>Annual broadleaves:</b> Stinkweed, redroot pigweed, wild mustard, Russian thistle, lamb's-quarters, non-glyphosate tolerant volunteer canola (rapeseed), hemp-nettle, lady's-thumb, kochia*, chickweed, corn spurry, wild tomato, cleavers, wild buckwheat, shepherd's purse, cow cockle**, night-flowering catchfly**, smartweed**, stork's-bill, flixweed, narrow-leaved hawk's beard, round-leaved mallow.	120 - 180
<b>Perennial weed suppression:</b> Canada thistle, dandelion, perennial sow-thistle, and season-long control of quackgrass.	180
<b>Double application (first application as above)</b>	
Additional flushes of weeds listed above plus round-leaved mallow, Canada thistle, foxtail barley, dandelion, perennial sow thistle, quack grass (season-long control).	180
<b>Single application for perennial weed control</b>	
All the weeds in single application listed above plus season-long control of Canada thistle and perennial sow-thistle.	270

\* Will not control kochia biotypes resistant to glyphosate

\*\* The lower rate can be used for control of shepherd's purse, cow cockle and night-flowering catchfly at the 1- 3-leaf stage of the crop or for control of smartweed at the 4- 6-leaf stage.

**Note:** A maximum of 1.0 L/acre of glyphosate products containing 356 or 360 g active ingredient per litre, 0.76 L/acre for products containing 480 grams active ingredient per litre, and 0.67 L/acre for products containing 540 g active ingredient per litre per season is allowed in glyphosate tolerant canola.

#### Registered Tank Mixes in glyphosate Tolerant Canola

For season long control of top growth of Canada thistle and control of wild buckwheat in glyphosate tolerant canola.

Tank mix	Rate a.i. per acre	Remarks
glyphosate + Lontrel 360	glyphosate: 180 gL + Lontrel: 113 mL	Apply in 40 L of water per acre. Apply when canola is in the 2 - 6 leaf stage.

#### glyphosate Tolerant Corn

**Crop:** Corn with Roundup ready gene. Always use pedigreed (certified) corn seed. Corn that is not designated as glyphosate tolerant will be damaged or destroyed by this treatment. **Crop Stage:** Up to and including 8-leaf stage of glyphosate tolerant corn. **How to Apply:** Ground application only. **Do not apply by air.** **Water Volume:** 40 - 90 L/acre.

Rate a.i. per acre	Weeds controlled
<b>360</b>	<b>Annual grasses:</b> barnyard grass, green foxtail, volunteer barley, volunteer wheat, wild oat. <b>Annual broadleaves:</b> chickweed, cleavers, corn spurry, cow cockle, flixweed, hemp-nettle, kochia*, lady's-thumb, lamb's-quarters, narrow-leaved hawk'-beard, night-flowering catchfly, redroot pigweed, round leaved mallow*, Russian thistle, shepherd's-purse, smartweed, stinkweed, stork's-bill, volunteer canola (except glyphosate tolerant varieties), wild buckwheat, wild mustard, wild tomato.
<b>A second (sequential) application</b>	
<b>360</b>	Late flushes of heavy infestations of the above weeds plus control of common milkweed, field bindweed, round-leaved mallow, yellow nutsedge.

\* Will not control kochia biotypes resistant to glyphosate

A single application of 1.5 L/acre of VP 480 is registered but can only be applied up to and including the 6 leaf stage of RR corn.

**Note:** Weeds will be more easily controlled and early crop competition avoided with applications made when the weeds are small. Control of weeds greater than 25 cm in height will be inconsistent, although some weeds may be controlled.

## glyphosate (cont'd)

## Weed Control in Non-cropland Areas

Weed	Rate a.i. per acre	Hand held high volume application % solution	Remarks
Annual grasses and broadleaves	324 - 450	0.67 %	Apply to actively growing weeds. Water volume: 20 - 40 L/acre.
Quackgrass	690 - 1015	1.34%	20 - 120 L/acre of water volume. Add 0.5% v/v of a recommended surfactant when using water volumes greater than 60 L/acre. Higher rate for long term control and for heavy infestations.
Canada thistle (bud stage)	690 - 1015	1.34 %	20 - 120 L/acre of water volume. Add 0.5% v/v of a recommended surfactant when using water volumes greater than 60 L/acre. Higher rate for long term control and for heavy infestations.
Purple loosestrife	870	0.67 - 1.34%. Use 22% solution for wiper application	
Other perennials	870 - 1740	1.34 %	Water volume: 40 - 120 L/acre. Add 0.5% v/v of a recommended surfactant when using water volumes greater than 60 L/acre. Higher rate for long term control and for heavy infestations.
Brush and trees: birch, cherry, poplar, western snow berry, willow	435 - 870	0.67 - 1.34 %	Water volume: 40 - 120 L/acre. Timing: Summer through early fall
Alder, maple, raspberry, salmonberry	870	1.34 %	Water volume: 40 - 120 L/acre. Timing: Late summer through early fall.
Turf renovation	360 - 1740	0.67 - 1.34 %	Water volume: 40 - 120 L/acre. Use higher end of the rate range for perennials.

## Registered Tank Mixes for Non-crop and Industrial Areas – Residual Control

Tank mix	Acid equivalent in grams active ingredient per acre	Remarks
glyphosate	glyphosate: 360 - 1740 g/acre	Water volume: 80 - 160 L/acre. Do not apply to coarse, sandy or gravelly soil. One application per year.

## Additional Application Information

**Water Volume:** Handgun (high water volume): 80 - 120 L/acre. Boom: 23 - 45 L/acre in most situations; use of the lower volume may improve control when hard water (Ca or Mg) or iron (Fe) ions are present.  
**Chemical fallow:** 20 - 40 L/acre.

## Application Tips

Tillage or mowing prior to application will reduce effectiveness on perennial weeds. Minimum days to wait before tillage after application: annual weeds: 1 day; spring and fall quackgrass: 3 days; Canada thistle bud stage: 5 days; fall rosette stage: 7 - 10 days; field bindweed, milkweed and other perennials: 7 days. Best results are obtained when temperatures are near 20°C and when weeds are actively growing. Control will be reduced if foliage is heavily covered with dust. Hard water or water containing calcium (Ca), Magnesium (Mg) and iron (Fe) ions will reduce the activity of glyphosate. Dirty water or water with suspended soil or organic matter will reduce control.

## How it Works

A non-selective, systemic herbicide that moves from the foliage into roots and kills the entire plant.

### Expected Results

Wilting and yellowing of annual weed occurs within 2 - 4 days; perennial requires 7 - 10 days. Complete browning of above ground growth and deterioration of roots occurs. Cool, cloudy conditions may slow activity.

**Rainfall:** Heavy rainfall immediately after application may wash the chemical off the foliage and a repeat treatment may be required. Do not apply if rainfall is forecast for the time of application. **Note. Roundup Transorb HC, Roundup WeatherMax, Roundup Ultra 2, and R/T 540:** Rainfall occurring within 60 minutes of treatment may result in reduced weed control. **Movement in the Soil:** Negligible leaching. **Grazing Restrictions:** Do not graze or harvest treated areas until plants have turned brown and started to deteriorate. **Re-cropping Intervals:** No restrictions.

### Environmental Precautions

Avoid direct application to any body of water populated with fish or used for domestic purposes. Leave a 15 metre buffer zone between sprayed area and sensitive habitats.

### Toxicity

Very low acute mammalian toxicity. Acute oral LD<sub>50</sub> = 4,320 mg/kg. Eye irritant, non-toxic to bees, birds and fish.

### Storage

Heated storage is not required. May be stored below 0°C.

# GoldWing

Group 4, 14

### Formulation

Product	Company	Active ingredient	Formulation	Container size
GoldWing (PCP# 32112)	Nufarm Agriculture	Pyraflufen-ethyl: 13.5g/L + MCPA ester: 420g/L	Emulsifiable concentrate	2 x 10.7 L, 85.5 L

One case treats 160 acres. One drum treats 640 acres at standard rate.

### Crops and Staging

#### Prior to emergence.

barley	chickpea	flax	oats
bean	corn (sweet, field and pop)	lentil	rye (spring and winter)
buckwheat	fababean	lupin	triticale
canary seed	field pea	millet (pearl and proso)	wheat (spring, durum, winter)

### Weeds, Rates and Staging

**Broadleaf weeds controlled by Goldwing alone. Low rate: 133 mL/acre. High rate: 266 mL/acre.**

annual sowthistle <sup>1</sup>	flixweed <sup>3</sup>	mallow	stinkweed
Canada fleabane <sup>3</sup>	goat's beard <sup>2</sup>	mustards (except dog and tansy)	volunteer canola (all types)
cleavers	kochia (all herb. res. biotypes)	narrow-leaved hawk's-beard	wild buckwheat <sup>3</sup>
cow cockle <sup>3</sup>	lamb's-quarters (all herb. res. biotypes)	night-flowering catchfly	wild mustard <sup>1</sup>
dandelion <sup>1</sup>		redroot pigweed	

<sup>1</sup> Suppression only. <sup>2</sup> Only suppressed at higher rate. <sup>3</sup> Suppressed at low rate, controlled at high rate.

### Registered Tank Mixes

Tank mix partner	Product rates	Crop Stage
glyphosate	180 - 360 gae/ac	Prior to emergence

Not registered but supported tank mix: Valtera (56 - 85 g/acre), prior to emergence, Fierce (85 g/acre) prior to emergence.

### Application Information

**How to Apply:** Apply with ground equipment only. **Water volume:** Minimum 40 L/acre.

**GoldWing (cont'd)****Application Tips**

Do not apply during periods of dead calm. Do not apply with spray droplets smaller than medium classification. Keep booms lower than 60 cm from target. Weeds hardened off by cold weather, or drought stress may not be adequately controlled or suppressed and re-growth may occur. GoldWing will damage emerged crop plants, even in minute quantities. Apply GoldWing prior to the emergence of the crop, either as a pre-seed or pre-emergence application. GoldWing does not provide residual weed control. Apply when weeds are in the seedling stage and actively growing.

**How it Works**

GoldWing is designed for use as a contact and systemic herbicide for broadleaf weed control. Pyraflufen-ethyl, a member of the phenyl pyrazole class of herbicides, inhibits the protoporphyrinogen oxidase (PPO) enzyme, which results in cell membrane destruction and necrosis. MCPA ester, a member of the phenoxy class of herbicides, mimics plant growth regulators, interfering with cell enlargement and division, and development in susceptible plants.

**Expected Results**

Contact activity will be apparent within hours. Initially, leaves will take on a water-soaked appearance before turning necrotic; systemic symptomology will appear over time. Plants will be necrotic and may exhibit epinasty (twisting) before death. Complete plant death will occur within a few days.

**Restrictions**

**Rainfall:** Rainfall within 2 hours of application may reduce control. **Grazing:** Do not permit lactating dairy animals to graze field within 7 days of application. Withdraw meat animals from treated fields 3 days before slaughter.

**Pre-harvest Intervals:** Do not graze or cut treated crops for forage until 30 days after application. **Re-cropping**

**Restrictions:** All crops can be seeded 30 days after an application of GoldWing.

**Environmental Precautions**

**Runoff:** Avoid application when heavy rain is forecast or to areas with steep slopes, and/or compacted clay soils.

**Toxicity**

GoldWing is toxic to aquatic organisms and certain beneficial insects. Observe buffer zones listed in the GoldWing label, and minimize spray drift. Pyraflufen-ethyl: Acute oral LD<sub>50</sub> (rats) > 5,000 mg/kg. MCPA: Acute oral LD<sub>50</sub> (rats) = 700 mg/kg.

**Storage**

Storage below 0°C will not impair the effectiveness of GoldWing; however, if frozen, return to original state by allowing product to warm to 10 to 20°C, and agitate thoroughly before use.

# Grazon XC

**Group 4****Formulation**

Product	Company	Active ingredient	Formulation	Container size
Grazon XC (PCP# 31642)	Corteva Agriscience	Picloram: 97.5 g/L + 2,4-D: 360 g/L	Solution	2 x 10 L, 110 L

**Crops, Staging and Rates**

Permanent grass pasture and rangeland. Apply in spring or early summer after first growth appears.

**Rate:** Grazon XC: 1 - 2.5 L/acre.

**Weeds, Rates and Staging****Weeds controlled with Grazon XC at 1.0 L/acre (season long control)**

Canada thistle                      dandelion                      yarrow

**Weeds controlled with Grazon XC at 1.89 L/acre**

burdock	goldenrod	prickly lettuce	toadflax*
common ragweed	leafy spurge*	red clover	vetch,
fleabane	plantain	sweet clover	wild carrot

**Tree and wood species controlled with Grazon XC at 2.5 L/acre (height restrictions will apply)**

aspen	birch	willow
-------	-------	--------

\* Under less than ideal conditions, use a recommended surfactant (such as Gateway Adjuvant or any non-ionic surfactant) at 0.25% v/v. Maximum rainfastness with 0.375% v/v. Add surfactant after herbicide is thoroughly mixed.

**Registered Tank Mixes**

None registered.

**Application Information**

Apply with ground sprayers or by aircraft using a drift control system. Water volume: Ground: 80 L/acre for optimum results. Air: Best coverage is obtained at 20 L/acre in aerial use.

**Application Tips**

Apply in spring or early summer after weeds have fully emerged and when weeds are growing rapidly. Ensure that there is adequate coverage of target weeds. Broadleaf crops are extremely sensitive to Grazon XC, and care should be taken to prevent drift onto sensitive crops. Use appropriate drift control measures to prevent Grazon XC from affecting sensitive, non-target vegetation. Do not apply on soils that are very permeable (sandy loam to sand) to prevent Grazon XC from affecting sensitive, non-target vegetation through the entire profile and that have an underlying shallow aquifer.

**How it Works**

Interferes with cell division, causing leaf cupping, stem distortion and eventual death of plant. Grazon is absorbed through leaves and roots.

**Expected Results**

Perennial weeds show distorted stems and cupped leaves, which turn yellow and then brown. Usually native grass increases in abundance as a result of reduced competition. Poor results may be expected if weeds are not actively growing in late summer or due to drought or frost. Apply up to 2.5 L/acre of Grazon XC to control deciduous trees and wood species listed with high water volumes when foliage is fully developed and actively growing. Maximum one application per year. For faster burndown of coniferous species, use a recommended surfactant with Grazon XC at 0.25% or up to 0.375% v/v for maximum rainfastness. Add surfactant after herbicide is mixed.

**Restrictions**

**Re-entry:** Do not enter treated area for 12 hours after application. For non-crop areas, don't enter until spray has dried. Hay cut from treated area should not be used for compost or mulch, and manure from animals fed treated forage will affect sensitive plants. **Rainfall:** If rainfall occurs within 4 hours of application, effectiveness may be reduced. Do not apply if rainfall is forecast for the time of application. **Grazing:** Do not allow lactating dairy animals to graze the treated areas within 7 days after application. Withdraw meat animals from treated fields at least 3 days before slaughter. Feed livestock untreated forage for 7 days prior to moving onto land that produce broadleaf crops. **Pre-harvest Intervals:** Do not harvest forage or cut hay within 30 days after application. **Re-cropping:** Legumes may not be established in a pasture for several years after a Grazon treatment. **If legumes are essential in a pasture, do not use Grazon.** Do not break up treated pasture and plant to sensitive broadleaf crops for at least 5 years after application of Grazon. Do not move cut forage or manure from treated areas to areas that may be seeded to a sensitive crop.

**Environmental Precautions**

Grazon products are slightly toxic to aquatic organisms, including fish. Grazon products are highly mobile in the soil and water.

**Toxicity**

Moderate acute mammalian toxicity. Acute oral LD<sub>50</sub> (rats) = 2,598 mg/kg.

**Storage**

Store in a cool, dry place. Do not freeze. If freezing occurs, bring to room temperature and mix thoroughly.

# Heat Complete

**Group 14, 15**

## Formulation

Product	Company	Active Ingredient	Formulation	Container size
Heat LQ (PCP# 31468)	BASF Canada	Saflufenacil: 342 g/L	Suspension concentrate	1 x 1.73 L jug
Zidua SC (PCP# 32542)		Pyroxasulfone: 500 g/L		1 x 3.89 L jug
Merge (PCP# 24702)		Surfactant blend: 50%		2 x 8.1 L jug

\*One case of Heat Complete treats 40 to 80 acres, depending on rate used.

## Crops, Staging and Rates

Crop	Stage	Rate	
		Heat LQ	Zidua SC
Corn, field pea	Pre-seed or pre-emergence	22 - 43 mL/acre	49 - 97 mL/acre
Lentil <sup>†</sup>	Pre-seed or pre-emergence	22 mL/acre	49 mL/acre
Soybean	Pre-seed or pre-emergence	22 - 29 mL/acre	49 - 65 mL/acre

<sup>†</sup>DO NOT use rates higher than 22 mL/acre of Heat LQ or 49 mL/acre of Zidua SC, or injury could result. Please contact BASF before applying pre-seed any other soil-applied herbicide with, before or after applications of Heat Complete. The addition of other soil-applied herbicides may increase the sensitivity of lentil to Heat Complete, and injury may result.

**Note:** Heat Complete must be applied with Merge (0.5% v/v).

## Weeds and Staging

**Grasses:** Prior to emergence  
green and yellow foxtail\* wild oat

\*Residual suppression only.

**Broadleaves:** Apply up to the 8 leaf stage unless otherwise specified.

### Broadleaf weeds controlled:

Canada fleabane <sup>1</sup>	lady's thumb <sup>4</sup>	redroot pigweed <sup>2</sup>
cleavers <sup>2</sup>	lamb's quarters <sup>2</sup>	shepherd's-purse <sup>4</sup>
common waterhemp <sup>2</sup> (prior to emergence)	narrow-leaved hawk's beard (up to 8 cm)	stinkweed <sup>2</sup>
dandelion <sup>3</sup> (up to 15 cm)	perennial sow-thistle <sup>4,5</sup>	wild buckwheat <sup>2</sup>
flixweed	prickly lettuce <sup>4,5</sup>	wild mustard <sup>2</sup>
kochia <sup>1,2</sup> (up to 15 cm)	ragweed (common, giant) <sup>4</sup>	round-leaved mallow

<sup>1</sup> Includes Group 2 and glyphosate-resistant biotypes. <sup>2</sup> Residual suppression (may be rate dependent). <sup>3</sup> Top growth burndown control only of perennial plants; control of spring-germinating plants. <sup>4</sup> Burndown control is rate-dependent. <sup>5</sup> Top growth burndown control.

## Registered Tank Mixes

Heat Complete must be tank mixed with glyphosate 0.5 - 1 L/acre of 360 g/L equivalent. Merge (200 mL/acre) is always required regardless of glyphosate formulation used.

## Application Information

**How to Apply:** Ground application only. Do not apply by air. **Water Volume:** 20 - 40 L/acre. Use higher water volumes (40 L/acre) for dense weed stands or larger weeds.

## Mixing Instructions

DO NOT over agitate at any point in the process. Add products to the spray tank in the following order: Zidua SC - Heat LQ - glyphosate - Merge adjuvant. If foaming occurs, add an anti-foaming agent. Follow mixing instructions "d" on page 13.

## Application Tips

Good growing conditions promote weed growth and enhance the activity of Heat Complete. Weeds hardened off by cold weather or drought stress may not be controlled. Insufficient water volumes or coarse sprays may also reduce control levels.



**How it Works**

Heat Complete is rapidly absorbed by root and foliar uptake; once absorbed, it exhibits mobility in plants. Heat LQ is a Group 14 herbicide, which inhibits protoporphyrinogen oxidase (PPO). Cell membrane damage induced by inhibition of PPO leads to plant death. Susceptible weeds develop injury symptoms within hours of application under active growing conditions; plant death occurs within 3 to 5 days depending on growing conditions. Zidua SC is a Group 15 herbicide and controls weeds by inhibiting the synthesis of very long chain fatty acids, which halts growth at the apical meristem and coleoptile by reducing cell division and expansion. Weeds affected by Zidua SC may not emerge, or may emerge with irregular leaf margins and reduced growth.

**Restrictions**

**Rainfall:** Follow the glyphosate manufacturer's recommendation for rainfast. **Grazing:** Do not graze or cut for feed within 60 days of application. **Pre-harvest interval:** After 60 days, all labeled crops can be harvested.

**Re-cropping:** In the event of crop failure, only labeled crops may be seeded on fields treated with Heat Complete (rate restrictions apply). All other crops may be seeded 1 year after treatment. Contact manufacturer for additional information on re-cropping intervals.

**Toxicity**

Avoid contact with the skin, eyes and clothing. Acute oral toxicity (rats): LD<sub>50</sub> > 2,000 mg/kg.

**Storage**

Store in a cool, dry place. Do not freeze. If frozen, thaw completely and shake well before use.

# Heat/Heat LQ

**Group 14****Formulation**

Product	Company	Active Ingredient	Formulation	Container size
Heat (PCP# 29368)	BASF Canada	Saflufenacil: 70%	Wettable granule	8 × 844 g jugs/case
Heat LQ (PCP# 31468)		Saflufenacil: 342 g/L	Suspension concentration	1 x 1.73 L jug Heat LQ + 2 x 8.1 L jug Merge; 4 x 10.79 L tote

Heat: 1 jug treats 30 - 80 acres, 1 case treats 240 - 640 acres Heat LQ: One case treats 30 - 80 acres. Tote treats 730 - 2,000 acres, depending on rate.

**Crops, Staging and Rates**

Crop	Stage	Rate
Wheat (spring, winter, durum), barley, oats, canaryseed, corn (field, sweet), field peas, chickpeas, fababean	Pre-seed or pre-emerge	10.4 - 28.4 g/acre 21.5 - 59 mL/acre Heat LQ
Lentil*, soybean*	Pre-seed or pre-emerge	10.4 g/acre 21.5 mL/acre Heat LQ
Chemfallow		10.4 - 28.4 g/acre 21.5 - 59 mL/acre Heat LQ
Canola (all types), field pea, soybean and dry, common bean, sunflower, red lentils**, chickpea, wheat (all types), barley, fababean	Pre-harvest	20 g/acre 43 mL/acre Heat LQ
Seedling brome grass for seed production	Pre-seed or pre-emergent	10.4 - 28.4 g/acre 21.5 - 59 mL/acre Heat LQ

\* Do not use rates higher than 10.4 g/acre or 21.5 mL/acre of LQ or injury could result. Please contact BASF before applying pre-seed any other soil applied herbicide with, before or after applications of Heat/Heat LQ. The addition of other soil applied herbicides may increase the sensitivity of lentils to Heat LQ, and injury may result.

\*\* Heat or Heat LQ must be tank mixed with glyphosate when applied to red lentils, preharvest.

**Note:** Heat, or Heat + glyphosate must be applied with Merge (200 mL/acre) or MSO (Heat WG only). The surfactant is not included in the package. Heat LQ package includes Merge.

**Heat/Heat LQ (cont'd)****Weeds and Staging**

**Broad leaves:** Apply up to the 8 leaf stage unless otherwise specified.

**Broadleaf weeds controlled (pre-seed and pre-emergence application)**

Canada fleabane <sup>1</sup>	kochia (<15 cm)	stinkweed**
cleavers (<4 whorl)**	lamb's quarters	volunteer canola (all types) <sup>1**</sup>
common ragweed <sup>1</sup>	narrow leaf hawks beard (< 8 cm)	wild buckwheat <sup>1**</sup>
dandelion* (top growth control < 15 cm)	redroot pigweed <sup>1**</sup>	wild mustard**
flixweed*	round leaf mallow	

<sup>1</sup> Pre-harvest drydown. \* Rapid burndown when tank mixed with glyphosate.

\*\* Applications at the 28.4 g/acre rate or 59 mL/acre of the LQ formulation will also provide suppression of the emergence of these weeds.

**Registered Tank Mixes**

Heat should always be tank mixed with glyphosate 0.5 - 1 L/acre of 360 g/l equivalent for pre-seed or pre-emergence. For desiccation purposes, Heat can be used by itself or with up to 1 L/acre of 360 g/L equivalent. Merge (200mL/acre) is always required regardless of the glyphosate formulation used. It is recommended to use 400 mL/acre of Merge when Heat is used on its own as a harvest aid.

**Application Information****How to Apply:**

**Pre-seed/Pre-emerge and chemfallow applications:** Ground Equipment only. **Water Volume:** 20 - 40 L/acre. Use higher water volume (40 L/acre) when for dense weed stands or larger weeds. **Pre-harvest:** Harvest Aid/Desiccation applications: Ground or Aerial application. **Water Volume:** Ground Application: 80 L/acre alone, 40 L/acre with glyphosate tank mix. Aerial Application: 20 L/acre.

**Application Tips**

Good growing conditions promote weed growth and enhance the activity of Heat and Heat LQ. Weeds hardened off by cold weather or drought stress may not be controlled. Insufficient water volumes or coarse sprays may also reduce control levels. For pre-harvest purposes, apply Heat with glyphosate for broad-spectrum weed management and crop dry down. In lentil, apply when bottom 15% of pods are dry and rattle when shaken. The seed should be less than 30% moisture. In field pea, apply when majority of pods are brown (70 - 80%). For canola, apply at 75 - 80% seed colour change. In dry beans and soy beans, apply when 80 - 90% of leaves have dropped and pods are mature.

Note: Using glyphosate with Heat for pre-harvest purposes may affect seed germination.

**How it Works**

Heat is rapidly absorbed by root and foliar uptake: once absorbed, it exhibits mobility in plants. Heat is a potent inhibitor of protoporphyrinogen oxidase (PPO). Cell membrane damage induced by inhibition of PPO leads to plant death. Susceptible weeds develop injury symptoms within hours of application under active growing conditions; plant death occurs within 3 to 5 days depending on growing conditions.

**Restrictions**

**Rainfall:** Follow the glyphosate manufacturers recommendation for rainfall. **Grazing:** Field corn (60 days), legume forage (chickpea, lentil, field pea, soybean) (60 days), small grains (wheat, barley, oats) 30 days.

**Pre-harvest Intervals** (at seeding): Leave 60 days between application and harvest. **Desiccation Pre-harvest Interval:** Dry, common beans – 2 days, canola, field pea, lentil, soybean – 3 days, sunflower – 7 days.

**Re-cropping (Plant back):** Registered crops may be reseeded if necessary in the event of crop failure. Lentil and soybean may be reseeded only if the 10.4 g/acre rate was applied. Canola, dry beans, flax and mustard may be seeded the following year in addition to all registered crops without rate restrictions. **Re-cropping after Pre-Harvest:** Barley, canary seed, canola (all types), chickpeas, corn (field and sweet), flax, lentils, mustard, oats, field pea, soybeans, and wheat (spring, winter, and durum) can all be seeded the spring after application.

**Toxicity**

Very low acute mammalian toxicity. Acute oral LD<sub>50</sub> (rats) = > 2,000 mg/kg.

**Storage**

Store in cool, dry place. Do not freeze. If frozen, thaw completely and shake well before use.

# Horizon NG/Foothills NG/Signal/ Ladder 240 EC/Ladder All In/ MPower Aurora/Slam'R Clodinafop/ Foax/Cadillac/Cadillac One

Group 1

## Formulation

Product		Company	Active ingredient	Formulation	Container size
Horizon NG*	Horizon NG* (PCP# 29089)	Syngenta	Clodinafop-propargyl: 60 g/L	Emulsifiable concentrate	2 x 7.57 L, 121.1 L
Foothills NG*	Foothills NG (PCP# 30341)	Loveland Products	Clodinafop-propargyl: 60 g/L	Emulsifiable concentrate	2 x 7.57, 121.1 L
Signal	Signal (PCP# 29172)	Nufarm Canada	Clodinafop-propargyl: 240 g/L	Emulsifiable concentrate	3.68 L, 14.72 L, 58.9 L
	Enhance (PCP# 29952)		Triglyceride ethoxylate: 10 POE 80%	Emulsifiable concentrate	4 L, 16 L, 64 L
Ladder 240 (PCP# 29495)		ADAMA Canada	Clodinafop-propargyl: 240 g/L	Emulsifiable concentrate	1 x 3.68 L,
ADAMA adjuvant 80 (PCP# 30419)			Triglyceride ethoxylate: 10 POE 80%	Solution	4.0 L
Ladder All In (PCP#32497)		ADAMA Canada	Clodinafop-propargyl: 80 g/L	Emulsifiable concentrate	2 x 5.66 L case, 90.6 L drum
MPower Aurora (PCP# 29711)		New Agco Inc	Clodinafop-propargyl: 240 g/L (requires a surfactant)	Emulsifiable concentrate	3.68 L, 3 x (2 x 7.36 L)
MPower Chem Spray Adjuvant			Surfactant blend: 17%	Solution	7 L
Slam'R Clodinafop	Slam'R Clodinafop (PCP# 30137)	AG West Inc	Clodinafop-propargyl: 240 g/L (requires a surfactant)	Emulsifiable concentrate	3.68 L
Foax (PCP# 31261)		Great Northern Growers	Clodinafop-propargyl: 240 g/L	Emulsifiable concentrate	2 x 3.68 L jug, 115 L drum
Crop Oil 8317 (PCP# 30030)			Surfactant blend: 17%		2 x 6.4 L
Cadillac (PCP# 30428)		WinField United Canada	Clodinafop-propargyl: 240 g/L	Emulsifiable concentrate	3.68 L, 7.36 L
Adjuvant 80 (PCP# 30419)			Triglyceride ethoxylate: 10 POE 80%		4L, 8L
Cadillac One (PCP# 32539)		WinField United Canada	Clodinafop-propargyl: 80 g/L	Emulsifiable concentrate	2 x 11.32 L case, 90.6 L

\* Adjuvant included in the formulation.

## Crops, Staging and Rates

Crop	Stage	Rate
Spring wheat (including durum)	1 - 6 leaf stage prior to emergence of 4th tiller.	NG formulations 376 - 473 mL/acre; all others 93 - 117 mL/acre
Spring and durum wheat	Prior to emergence of 4th tiller.	283 - 323 mL/acre for Ladder All In/ Cadillac One

## Horizon NG/Foothills NG/Signal/Ladder 240 EC/Ladder All In/MPower Aurora/ Slam'R Clodinafop/Foax/Cadillac/Cadillac One (cont'd)

### Weeds and Staging

Weed	Stage	Additional remarks
barnyard grass, Persian darnel	1 - 5 leaf on main stem	For optimum control, apply before tillering.
green foxtail, yellow foxtail	1 - 5 leaf on main stem	For optimum control, apply prior to emergence of the 3rd tiller.
volunteer canary seed, wild oats	1 - 6 leaf on main stem*	Prior to emergence of 4th tiller.
volunteer oats	3 - 6 leaf on main stem	

\*1 - 6 leaf on main stem prior to 4th tiller emergence with Ladder All In

### Weeds Controlled

Product	Rate per acre		Weeds controlled
	Herbicide	Adjuvant	
Horizon NG* Foothills NG* NextStep NG* Ladder All In* Cadillac One*	376 mL, 283 mL for Ladder All In	Do not add Score adjuvant.	Barnyard grass, green foxtail, yellow foxtail, volunteer canary seed, volunteer oats, wild oats
	473 mL, 323 mL for Ladder All In/Cadillac One		Above weeds plus Persian darnel
Signal, MPower Aurora, Slam'R Clodinafop, Foax, Cadillac	93 mL	0.8 % v/v	Barnyard grass, green foxtail, volunteer canary seed, volunteer oats, wild oats
	117 mL	1.0 % v/v	Persian darnel plus above weeds
Ladder 240 EC	95 mL	0.25% v/v	Barnyard grass, green foxtail, volunteer canary seed, volunteer oats, wild oats, yellow foxtail
	115 mL	0.32% v/v	Persian darnel plus above weeds

\* Horizon NG, Foothills NG, Ladder All In, Cadillac One contain a built-in adjuvant system. Do not add Score adjuvant to either Horizon NG, Foothills NG or NextStep NG.

### Registered Tank Mixes

**Note:** Not all products are registered for all tank mixes. Check label for tank mix partners.

Tank mix partner	Tank mix product rates	Crop stage
<b>Herbicide</b>		
2,4-D Amine 500/600 <sup>2</sup>	0.4 to 0.45 L/acre/0.283 - 0.372 L/acre	3 leaf - flag leaf
Ally	3.0 g/acre.	2 leaf - flag leaf
Approve	0.5 L/acre	4 leaf - flag leaf
Attain <sup>6</sup>	Attain A: 0.18 to 0.24 L/acre Attain B: 0.30 to 0.40 L/acre	4 leaf - flag leaf
Benchmark	Benchmark A: 40 mL/acre Benchmark B: 0.453 L/acre	2 leaf - 6 leaf
Buctril M/Badge II	Buctril M: 0.40 L/acre Badge II: 0.50 L/acre	2 leaf - 5 leaf
Curtail M	0.6 L/acre to 0.80 L/acre	3 leaf - just before flag leaf
Dichlorprop-D	0.70 L/acre	4 leaf - early flag leaf (shot blade)
Dyvel	0.50 L/acre	2 leaf - 5 leaf
Enforcer D	0.50 L/acre	4 leaf - early flag leaf (shot blade)
Enforcer M	0.50 L/acre	2 leaf to early flag leaf (shot blade)
Estaprop XT <sup>7</sup>	0.48 L/acre	4 leaf - early flag leaf (shot blade)
Flurox 24	Fluroxypyr: 0.24 L/acre 2,4-D ester 700: 0.38 L/acre	4 leaf - early flag leaf

**Horizon NG/Foothills NG/Signal/Ladder 240 EC/Ladder All In/MPower Aurora/  
Slam'R Clodinafop/Foax/Cadillac/Cadillac One (cont'd)**

Tank mix partner	Tank mix product rates	Crop stage
Frontline <sup>5</sup>	Frontline A: 40 mL/acre Frontline B: 0.28 L/acre	2 leaf - 6 leaf
Koril	0.4856 L/acre	
Lontrel	0.17 to 0.34 L/acre.	3 leaf - flag leaf
Lontrel + MCPA ester 500	0.11 to 0.17 L/acre + 0.45 L/acre	
MCPA 300 Sodium salt	0.49 to 1.1 L/acre	
MCPA Amine 500/600 <sup>2</sup>	0.34 to 0.45/0.283 - 0.372 L/acre	
MCPA Ester 500/600	0.34 to 0.45/0.28 - 0.37 L/acre	
Mecoprop <sup>4</sup>	2.2 to 2.8 L/acre	3 leaf - just before flag leaf
Mextrol 450	0.51 L/acre	2 leaf - flag leaf
Pardner/Bromotril II	Pardner: 0.40 L/acre Bromotril II: 0.50 L/acre	
Prestige <sup>6</sup>	Prestige A: 0.243 to 0.32 L/acre Prestige B: 0.60 to 0.80 L/acre.	3 leaf - flag leaf
Pulsar	0.246 - 0.371 L/acre	2 leaf - 5 leaf stage
Refine SG <sup>1</sup>	12 g/acre	2 leaf - flag leaf
Target <sup>7,8</sup>	0.40 to 0.60 L/acre	2 leaf - 5 leaf
Thumper/Thrasher	Thumper 0.40 L/acre Thrasher: 0.50 L/acre	4 leaf - flag leaf
Trophy <sup>3</sup>	Trophy A: 0.24 L/acre Trophy B: 0.45 L/acre	3 leaf - flag leaf
<b>Insecticide</b>		
Decis	0.032 L/acre to 0.049 L/acre	Prior to emergence of 4th tiller
Matador/Silencer	0.025 L/acre to 0.034 L/acre	
<b>Fungicide</b>		
Tilt/Propel/Bumper	Tilt/Propel: 0.202 L/acre Bumper: 0.121 L/acre	Prior to emergence of 4th tiller

<sup>1</sup> Addition of surfactants other than Score is not required. <sup>2</sup> A reduction in control of green foxtail and wild oats may be observed when Horizon is tank mixed with 2,4-D Amine and MCPA Amine. <sup>3</sup> Rates above 2.0 L/ha may cause crop injury. <sup>4</sup> Tank mix with Mecoprop provides suppression of Canada thistle (top growth control). <sup>5</sup> Not registered for use with Horizon NG. Check with individual product registrations for permitted mixes. <sup>6</sup> Refer to broadleaf tank mix label for list of weeds controlled at low and high use rates. <sup>7</sup> Barnyard grass is also controlled. <sup>8</sup> Persian darnel is also controlled. ADAMA also supports the unregistered mix of Ladder with ForceFighter M. Agricity supports the following MPower product tank mixes: Buck M, Clobber M, Foxy M, Foxy CM, Foxy Pro, Foxy R, Foxy Pro Rx, + non-MPower products: Infinity, Infinity FX, Matador, and Tilt.

**Registered Tank Mixes of Horizon NG and Foothills NG with Broadleaf Weed Herbicides – Aerial Application**

Tank mix partner	Product rates	Crop stage
Buctril M/Badge II	Buctril M: 0.40 IL/acre or Badge II: 0.5 L/acre	2 - flag leaf
Target	0.40 - 0.61 L/acre	2 - 5 leaf

Note: When tank mixing, always add the broadleaf herbicide (Buctril M or Target) to the spray tank first, followed by Horizon NG herbicide.

**Application information**

**With:** Apply with ground sprayers or by aircraft using a drift control system. **Water Volume:** Ground: 20 - 40 L/acre. Air: 12 L/acre.

**Mixing Instructions**

Use mixing instructions “c” on page 13.

## Horizon NG/Foothills NG/Signal/Ladder 240 EC/Ladder All In/MPower Aurora/ Slam'R Clodinafop/Foax/Cadillac/Cadillac One (cont'd)

### Application Tips

Weed control following application of clodinafop-propargyl alone or in combination with broadleaf weed herbicides can be reduced or delayed under stress conditions such as drought, heat, insufficient fertility, flooding or prolonged cool temperatures. Application under stress conditions is not recommended as it can damage the crop and weed regrowth can occur.

### How it Works

Clodinafop-propargyl is absorbed by the leaves and is rapidly translocated to the growing points of leaves and stems. Thorough coverage of the plants is essential for consistent control.

### Expected results

Actively growing susceptible grasses stop growing within 48 hours of treatment. Depending on species, growing conditions and crop competition, leaves and growing points turn yellow within one to three weeks after application. Further colour changes and complete control are achieved three to five weeks after application.

### Restrictions

**Rainfall:** Rainfall within 30 minutes may reduce control. **Grazing:** Do not graze or harvest treated crops for forage within 3 days of application. **Pre-harvest Intervals:** Leave at least 60 days from application to harvest.

**Re-cropping:** No restrictions.

### Environmental Precautions

The active ingredient, clodinafop-propargyl, is highly toxic to fish. Do not apply clodinafop-propargyl based products directly to freshwater habitats.

### Toxicity

Practically non-toxic to mammals. Acute oral LD<sub>50</sub> (rats) = > 5,000 mg/kg.

### Storage

Heated storage not required. If stored for one year or longer, shake well before using.

# Hotshot

Group 2, 6

### Formulation

Product	Company	Active ingredient	Formulation	Container size
Hotshot copack of Bromotril 240 EC (PCP# 30371) Priority (PCP# 30831)	ADAMA Canada	Bromoxynil: 240 g/L Florasulam: 50 g/L	EC + SC co-pack	2 x 9.7 L 1.6 L

### Crops, Staging and Rates

Crop	Stage	Rate
Barley, oats, wheat	Pre-seed	388 mL/acre bromoxynil + 32 mL/acre florasulam (50 ac/case)

**Weeds, Rates and Staging**

Apply to young, actively growing weeds up to the 4 leaf stage

American nightshade	common ragweed	narrow-leaved hawk's beard****	stinkweed
annual sow thistle,****	cow cockle	pale smartweed	tartary buckwheat***
bluebur	green smartweed	perennial sow thistle,****	triazine resistant pigweed
chickweed	hemp-nettle,****	redroot pigweed****	velvet leaf**
cleavers	kochia*	Russian thistle,*	volunteer canola
cocklebur	lady's thumb	shepherd's purse	wild buckwheat***
common buckwheat,***	lamb's quarters***		wild mustard
common groundsel,***			

\* Spray up to 5 cm high \*\* Spray before plants are 8 cm high \*\*\* Controlled up to the 8 leaf stage \*\*\*\* Suppression

**Registered Tank Mixes**

Tank mix with glyphosate for a wider spectrum of grassy and broadleaf weed control.

**Application Information**

**Water Volume:** 20 - 40 L/acre by ground.

**Application Tips**

Dust on leaves can reduce efficacy.

**How it Works**

Bromoxynil provides fast, contact herbicide activity and controls Group 2 and Group 9 (glyphosate) resistant biotypes. Florasulam, an ALS inhibitor, adds additional control of weeds like hemp-nettle and narrow-leaved hawk's beard.

**Expected Results**

Weeds turn brown and die within 3 - 5 days.

**Restrictions**

**Rainfall:** Do not apply if forecasted rainfall is imminent. **Grazing:** Must not be grazed or fed to livestock for 30 days after treatment. **Re-cropping:** The following crops may be seeded the year after application: barley, brown mustard, canola, chickpeas, field beans, flax, juncea canola, lentils, oriental mustard, peas, soybeans, sunflower, wheat or yellow mustard.

**Environmental Precautions**

**Runoff:** Observe a 5 m buffer zone from aquatic habitats.

**Toxicity**

Bromoxynil is moderately to highly toxic to aquatic organisms. Mammalian toxicity. Acute oral LD<sub>50</sub> (rats) = 500 mg/kg.

**Storage**

Store in a cool, dry place. Can be stored to -10°C. If frozen, bring to room temperature and agitate before use.

# Hyvar X/Hyvar X-L

**Group 5****Formulation**

Product	Company	Active ingredient	Formulation	Container size
Hyvar X (PCP# 8637)	Bayer CropScience	Bromacil: 80%	Wettable powder	2 kg, 25 kg
Hyvar X-L (PCP# 11018)		Bromacil: 240 g/L	Water soluble liquid	4 L, 10 L

**Hyvar X/Hyvar X-L (cont'd)****Crops, Staging and Rates**

Non-cropland areas such as railroad and pipeline right-of-ways, petroleum tank farms, lumberyards, storage areas and industrial plant sites where bare ground is desired. Annual and perennial grasses and broadleaf weeds, Hyvar X: 3.13 - 5.45 kg, Retreat: 1.31 - 2.73 kg/acre. Small areas: 135 g/100 m<sup>2</sup> Hyvar X-L: 12 - 18 L/acre. Retreat 7 - 9 L/acre, small areas: 450 mL/100 m<sup>2</sup>.

**Weeds and Staging**

Weeds	Staging
Annual and perennial weeds such as crabgrass, dandelion, foxtail, quackgrass, pigweed, ragweed, wild carrot	Apply just before and during the period of active growth
Brush species such as alder, ash, aspen poplar, balsam poplar, basswood, birch, cherry, dogwood, elm, hawthorn, hemlock, maple, oak, pine, spruce, sumac, willow	Apply in spring or summer as basal treatment

**Rate**

Weeds	Hyvar X	Hyvar X-L
Annual and perennial grasses and broadleaf weeds	Initial: 3.13 - 5.45 kg/acre	Initial: 12 - 18 L/acre
	Re-treatment: 1.31 - 2.73 kg/acre	Re-treatment: 7 - 9 L/acre
	Small areas: 135 g per 100 m <sup>2</sup>	Small areas: 450 mL per 100 m <sup>2</sup>
Brush species	Mix 870 grams in 10 L of water and apply 30 - 60 mL per stem 5 - 10 cm in basal diameter	Mix 1 L in 5 L of water and apply 55 mL per stem, 5 - 10 cm in basal diameter

**Registered Tank Mixes**

None.

**Application Information**

**Do not apply by air.**

**With:** Apply with power sprayer, handguns, backpack sprayer. Watering can may be used to treat small areas.

**Water Volume:** Fixed boom sprayer: 100 - 1,000 L/acre. Use enough water to uniformly cover the area to be treated. Handgun: 646 L/acre.

**Application Tips**

If dense growth is present, results will be improved if vegetation is removed before treatment. Do not apply closer than 1.5 times the height of nearby trees. Roots from large trees may extend well beyond the height of the tree and may extend beneath areas to be treated. Be cautious where trees are in close proximity to the treatment site. Do not apply to brush standing in water, lawns, walks, driveways, tennis courts or similar areas. Applying, draining or flushing equipment too near feeding roots of susceptible vegetation may cause injury. Thoroughly clean all traces of Hyvar from application equipment immediately after use.

**How it Works**

Bromacil is readily absorbed through the roots but much less readily through the leaves. Once in the plant, it inhibits photosynthesis.

**Expected Results**

Susceptible plants become chlorotic and then die. Effects are slow to appear and may not become apparent until the chemical has been carried into the root zone of the weeds by moisture. The degree of control and duration of effect will vary with the amount of chemical applied, soil type, rainfall and other conditions.

**Restrictions**

**Rainfall:** Rainfall required to carry the chemical into the root zone where it is absorbed.

**Environmental Precautions**

Bromacil is slightly toxic to aquatic organisms, including fish. Bromacil leaches; avoid use on permeable soils.



**Toxicity**

Low acute mammalian toxicity. Acute oral LD<sub>50</sub> (rats) = 2,000 mg/kg. Hyvar is a moderate eye irritant. Intake of Hyvar can cause damage to lungs, liver, heart and kidney and can lead to a coma. May also cause blindness.

**Storage**

Hyvar X: Store in a cool, dry place. Hyvar X-L: Combustible, keep away from heat or open flame. Do not allow to freeze.

# Ikwin/Fluroxypyr 180 EC

**Group 4****Formulation**

Product	Company	Active ingredient	Formulation	Container size
Ikwin (PCP# 33047)	UPL AgroSolutions	Fluroxypyr: 180 g/L	Emulsifiable concentrate	4.8 L
Fluroxypyr 180 EC (PCP# 30815)	ADAMA Canada			

**Crops, Staging and Rates**

Crop	Stage	Rate
Spring and durum wheat, barley	2 leaf up to and including initiation of stem elongation	162 - 324 mL/acre
Seedling and established creeping red fescue, intermediate wheatgrass, crested wheatgrass, meadow bromegrass, smooth bromegrass, timothy for seed production ONLY	4 leaf to flag leaf stage in a minimum of 40 L/acre of water	243 mL/acre

**Weeds, Rates and Staging**

162 mL/acre	243 mL/acre	324 mL/acre
cleavers (1 - 4 whorls)	kochia (2 - 8 leaf)	round-leaved mallow (1 - 6 leaf)
	volunteer flax (1 - 12 cm)	chickweed (up to 8 cm)*
	stork's-bill (1 - 8 leaf)*	hemp-nettle (2 - 6 leaf)*
		wild buckwheat (1 - 4 leaf)*

\* Suppression

**Registered Tank Mixes**

Mpower Foxy and Ikwin can be tank mixed with a wide number of grassy and broadleaf herbicides including Achieve, Horizon, Assert 300 SC, Everest, 2,4-D Ester, MCPA Ester, Curtail M, Refine SG, Puma. Please refer to the label for mixing instructions, rates and additional weeds controlled for these products.

**Application Information**

Ground application only. **Water Volume:** 40 L/acre.

**Application Tips**

Only apply to actively growing weeds. When weeds are stressed due to frost, drought, heat or other extremes of weather at, shortly before or immediately after application, weed control may be reduced and crop injury may increase.

**How it Works**

Fluroxypyr, the active ingredient in Foxy and Ikwin, acts as a synthetic plant hormone, causing uncontrolled plant tissue growth. The chemical is absorbed by the leaves and translocated throughout the plant. It also interferes with the plant's abilities to use nitrogen and produce enzymes. Plants become malformed and die.

**Ikwin/Fluroxypyr 180 EC (cont'd)****Expected Results**

Uncontrolled growth with distorted plants browning and dying.

**Restrictions**

Do not harvest the treated crop within 60 days after application. **Rainfall:** Foxy and Ikwin are rainfast within 1 hour. **Grazing:** Livestock may graze on treated crop 3 days after application. **Re-cropping:** Barley, canola, flax, forage grasses, lentil, mustard, oat, pea, rye or wheat can be seeded the year after application.

**Environmental Precautions**

Do not apply fluroxypyr adjoining susceptible or non-target vegetation. Keep a 15 metre buffer between sensitive, aquatic habitats and treated areas.

**Toxicity**

Mammalian toxicity. Acute oral LD<sub>50</sub> (rats) > 2,000 mg/kg.

**Storage**

Store in a cool, dry area.

# Inferno Duo

**Group 2****Formulation**

Product	Company	Active ingredient	Formulation	Container size
Inferno Duo (PCP# 30663)	UPL AgroSolutions	Flucarbazone: 45 % + tribenuron methyl: 23.9 %	Water dispersible granules	4 x 254.5 g pouches

One container will treat 80 acres.

**Crops, Staging and Rates**

Crop	Stage	Rate
Spring wheat (excluding durum)	Pre-plant, post-plant pre-emergence	12.8 g/acre

Note: Inferno Duo can be applied up to 1 week prior to planting or immediately after planting prior to crop emergence in spring wheat (excluding durum wheat).

**Weeds and Staging**

Product	Rate per acre	Weeds controlled
Inferno Duo	12.8 g/acre	Control: canola, shepherd's purse, narrow-leaved hawk's beard Suppression: wild oat, dandelion
Inferno Duo + glyphosate (182 g acid equivalent glyphosate)	12.8 g/acre + 182 g, acid equivalent L glyphosate	Control: barley, Canada fleabane, canola, cow cockle, common ragweed, dandelion <sup>1</sup> , downy brome, flax, flixweed, foxtail barley <sup>2,3</sup> giant foxtail, green foxtail, hemp-nettle, kochia, lady's-thumb, lamb's-quarters, narrow-leaved hawk's-beard, redroot pigweed, Russian thistle, shepherd's purse, stinkweed, wheat, wild buckwheat, wild mustard, wild oat. Suppression: Canada thistle

<sup>1</sup> Top growth control only. <sup>2</sup> Prior to seed head emergence and senescence of older leaves. <sup>3</sup> Apply with 900 gae/ha of glyphosate when foxtail barley is greater than 10 cm, or if heavy infestations exist or if plants are stressed. Apply prior to seed head emergence and senescence of older leaves. Apply to young, emerged, actively growing weeds that are less than 10 cm tall or across.

**Registered Tank Mixes**

glyphosate.

**Application Information**

**How to Apply:** Ground equipment only. Do not apply by air. **Water Volume:** 22.5 - 45 L/acre.

Apply to weeds that are actively growing in the stages listed. Inferno Duo can be applied up to one week prior to planting, or immediately after planting prior to crop emergence in spring wheat (excluding durum wheat).

**How it Works**

Flucarbazone sodium is a systemic herbicide that is absorbed by both leaves and roots and moves rapidly to the growing point of the plant. Glyphosate is a non-selective, systemic herbicide that is absorbed through the foliage and moves through the foliage and the roots, resulting in plant mortality.

**Expected Results**

Growth of susceptible weeds stops soon after application of Inferno Duo. Symptoms of Inferno Duo include discolouration (yellowing, reddening, and purpling), with complete control taking up to 1-2 weeks. Annual weeds susceptible to glyphosate will wilt and yellow with 2-4 days. Perennial weeds will wilt and yellow within 7-10 days.

**Restrictions**

**Rainfall:** Do not apply if rainfall is expected within 1 hour of application. **Grazing:** Do not graze treated fields or use green crop for feed. **Pre-harvest Intervals:** 80 days.

**Re-cropping:** The following crops may be planted 11 months after an application of Inferno Duo.

Black Soil Zone: Barley, canola (all varieties), durum wheat, field beans, field peas\*, flax, spring wheat

Brown Soil Zone: Spring wheat

Dark Brown Soil Zone: Barley, canola (all varieties), durum wheat, field peas\*, flax, spring wheat

Gray Wooded Soil Zone: Barley, canola (all varieties), field peas\*, spring wheat

\* Field peas can be successfully grown the year following an Inferno Duo application providing the following three criteria are all met:

1. Soil pH must be below 7.5.
2. Organic matter content must be above 4%.
3. Precipitation must be equal to or above the 10-year average (minimum 100 mm within 60 days of application in year of application).

Rotational crops can be adversely affected if rainfall is below normal (10-year average) during the year of application. Use certified seed and good agronomic practices to reduce the effect on rotational crops.

Inferno Duo is degraded by soil microbes; environmental conditions that decrease microbial activity must be considered when making rotational cropping decisions. These environmental conditions include prolonged drought and/or cold temperatures within the following cropping season, as well as soils with both low organic matter (less than 2%) and high pH (greater than 7.5). If these conditions exist, a soil bioassay may be necessary to ensure rotational crop safety.

**Toxicity**

Inferno Duo has a very low acute mammalian toxicity. Inferno Duo has an acute oral LD<sub>50</sub> (rats) > 5,000 mg/kg. It is non-toxic to bees, birds and fish.

**Storage**

Does not require heated storage. Store in cool, dry place.

# Inferno Trio

Group 2, 14

## Formulation

Product	Company	Active ingredient	Formulation	Container size
Inferno Trio (PCP# 33273)	UPL AgroSolutions	Flucarbazone: 141 g/L Florasulam: 50 g/L Carfentrazone: 175 g/L	Suspension concentrate	3.2 L

One container will treat 80 acres.

## Crops, Staging and Rates

Rate: 40.5 mL/acre

Crop	Stage
Spring wheat (excluding durum)	Pre-plant or pre-emergence

**Note:** for optimal weed control, Inferno Trio can be applied any time between 1 week prior to planting and crop emergence.

## Weeds, Rate and Staging

canola (all types)	green foxtail	narrow-leaved hawk's beard <sup>1</sup>	stinkweed
cleavers	hempnettle <sup>1</sup>	redroot pigweed	wild buckwheat
cocklebur	kochia (incl. resistant types)	Russian thistle	wild mustard
dandelion <sup>1</sup>	lamb's quarters	shepherd's purse	wild oat
flixweed			
<sup>1</sup> Suppression			

## Registered Tank Mixes

glyphosate. Inferno trio can be mixed with glyphosate at 182 g acid equivalent to 40.5 mL/acre of Inferno Trio. Weeds controlled are all of the above-listed plus weeds on the glyphosate label.

## Application Information

**Apply with:** Ground equipment only. Do not apply by air. **Water Volume:** 22.5 - 45 L/acre. Apply to weeds that are actively growing in the stages listed. Inferno Trio can be applied anytime between 1 week prior to planting and crop emergence.

## Application Tips

Wheat exposed to water-logged or saturated soils, temperature extremes such as hot or cold, drought, low fertility or plant disease after application could result in unacceptable injury symptoms. Weed control may also be reduced by these same conditions, or if heavy weed infestations exist or when applications are made outside the application recommendations.

## How it Works

Inferno Trio is absorbed by foliage and roots of grass and broadleaf weeds. These weeds cease growth soon after application, removing the competitive effects of susceptible weeds. However, complete weed control may not be seen for one to two weeks.

## Expected Results

Growth of susceptible plants stops soon after application. Symptoms include discolouration (yellowing, reddening and purpling), and complete control may take 1 to 2 weeks.

## Restrictions

**Rainfall:** Do not apply if it is raining or rainfall is expected within 1 hour after application. **Grazing:** Do not graze treated fields or use green crop for feed. Wheat grain or straw from harvested treated fields may be fed to livestock. **Pre-harvest Interval:** Observe minimum interval to harvest of 80 days after treatment. **Re-cropping:** The following crops may be planted 11 months after an application of Inferno Trio.

Soil zones and rotational crops			
Gray-wooded	Black	Dark Brown	Brown
Spring wheat, barley	Spring wheat, barley, durum wheat	Spring wheat, barley, durum wheat	Spring wheat
Field pea*	Canola, flax, sunflower	Canola, flax, sunflower	
Canola	Field pea*, field bean, soybean	Field pea*, soybean	

\*Field pea can be successfully grown the year following Inferno Trio application providing the following three criteria are all met: A) Soil pH must be below 7.5. B) Organic matter content must be above 4 %. C) Precipitation must be equal to or above the 10-year average (minimum 100 mm within 60 days of application in year of application).

### Environmental Precautions

Do not allow this chemical to drift onto other crops, especially canola, tame oat, or other non-target crops.

### Toxicity

Low acute mammalian toxicity, Acute oral LD<sub>50</sub> (rats) > 5,000 mg/kg.

### Storage

Heated storage is required.

# Inferno WDG

Group 2

### Formulation

Product	Company	Active ingredient	Formulation	Container size
Inferno WDG (PCP# 30838)	UPL AgroSolutions	Tribenuron-methyl: 75%	Water dispersible granule	320 g

Inferno WDG is purchased alone but must be used in a mix with either 2,4-D ester or glyphosate.

### Crops, Staging and Rates

Crop	Stage	Rate**
Barley* wheat (including durum)*	Full 3-leaf stage to just before the flag leaf (shot blade)	Inferno WDG: 4 g/acre + 2,4-D ester LV 700: 250 mL/acre. Note: Do not add a surfactant.
Summerfallow	Winter annuals: fall rosettes and spring seedlings. Summer annuals: emergence, up to the early flowering	

\* Do not apply to barley and wheat underseeded to legumes or grasses. \*\* Do not apply Inferno alone. Always add 2,4-D LV ester or glyphosate.

### Weeds and Staging

Apply to young, emerged actively growing weeds that are less than 10 cm tall or across and before the crop canopy closes.

#### Inferno WDG + 2,4-D LV ester 700

annual sunflower	indian mustard	Russian pigweed	tumble mustard
ball mustard	kochia	Russian thistle	wild buckwheat** (1 - 3 leaf)
Canada thistle (top growth)	lamb's-quarters	shepherd's-purse*	wild mustard
cow cockle	narrow-leaved hawk's-beard*	stinkweed*	wild radish
flixweed*	prickly lettuce	sweet clover	wormseed mustard
hare's-ear mustard	redroot pigweed	thyme-leaved spurge	

\* Fall rosettes and spring seedlings \*\* Suppression

**Inferno WDG (cont'd)****Registered Tank Mixes**

Tank mix partner	Inferno WDG + tank mix partner rate	Additional weeds controlled
<b>Barley and wheat (including durum)</b>		
<b>Assert*</b>	Inferno WDG: 4 g/acre + 2,4-D ester LV 700: 250 mL/acre + Assert: 525 - 648 mL/acre	All weeds controlled by Inferno and 2,4-D plus wild oats
<b>Summerfallow and pre-seed</b>		
<b>Glyfos</b>	Inferno WDG: 4 g/acre + 0.3 - 0.5 L/acre of Glyphos, Cheminova glyphosate, Roundup Transorb. Use 0.336 L/acre of Roundup Weathermax	See glyphosate listing for additional weeds controlled
<b>Cheminova glyphosate</b>		
<b>Roundup Transorb</b>		
<b>Roundup Weathermax</b>		

\* Use the low rate of Assert when the majority of wild oats are in the 1 - 3 leaf stage and the higher rate if wild oats are in the 4-leaf stage. Apply when the crop is in the full 3-leaf stage. \*\*Apply from the full 3-leaf stage to the 6-leaf + 3 tiller stage of wheat (including durum) and the full 3-leaf stage to the 5-leaf + 2 tiller stage of barley. For green foxtail control, apply at the 1-6 leaf (up to emergence of the 3rd tiller) stage. \*\*\*Apply the tank mix from the full 3-leaf stage to the 6-leaf + 3 tiller stage of wheat (excluding durum) and barley and to kochia plants that are 2.5 - 10 cm in height.

**Application Information**

**With:** Apply with ground equipment. Do not apply by air. **Water Volume:** 40 L/acre.

**Application Tips**

Wild oat herbicides require a 4 - 5 day interval before or after an application of Inferno WDG. Effectiveness may be reduced if spray mixture remains in tank for more than 24 hours. When tank mixed with Assert, apply within 12 hours of mixing.

**How it Works**

Absorbed by foliage and roots, inhibits cell elongation.

**Expected Results**

Inferno WDG stops growth of susceptible weeds immediately. However, typical symptoms (discolouration) of dying weeds may not be noticeable for 1 - 3 weeks after application, depending on growing conditions and weed susceptibility. Degree of control and duration of effect depend on weed sensitivity, weed size, spray coverage and growing conditions. Favorable growing conditions following treatment promote the activity of Inferno WDG while cold, dry conditions delay the activity.

**Restrictions**

**Rainfall:** Inferno WDG requires 4 - 6 hours of dry weather to be absorbed by weed foliage. **Grazing:** Do not graze or feed to livestock within 30 days of application. **Re-cropping:** A minimum of 2 months should be left between the application of this product and harvest or seeding of the next crop. The following crops can be seeded two months after application: canola, flax, lentils, and alfalfa.

**Environmental Precautions**

The active ingredient, tribenuron-methyl, is considered to be toxic to many plants and non-toxic to fish, aquatic invertebrates, soil micro- and macro-organisms, birds, mammals and insects.

**Toxicity**

Low to moderate oral toxicity. Acute oral LD<sub>50</sub> (rats) = > 2,000 mg/kg. Low to moderate dermal toxicity. May irritate eyes, nose, throat and skin.

**Storage**

Store in a cool, dry place.

# Infinity

**Group 6, 27**

## Formulation

Product	Company	Active ingredient	Formulation	Container size
Infinity (PCP# 28738)	Bayer CropScience	Pyrasulfotole: 37.5 g/L + bromoxynil: 210 g/L	Emulsifiable concentrate	6.7 L, 107.2 L, 335 L

## Crops, Staging and Rates

Crop	Staging	Rate
Barley, wheat (including durum), winter wheat, timothy (seed production only), triticale, perennial ryegrass (seedling and established grown for seed or forage), red fescue (established grown for seed and forage), bromegrass (established grown for seed and forage)	1 leaf stage of growth until the flag leaf is just visible but still rolled	0.33 L/acre

## Weeds and Staging

### Weeds controlled or suppressed at 1 - 6 leaf stage, unless otherwise stated

annual sow-thistle	dandelion <sup>3</sup> (suppression, up to 10 cm in height and 25 cm in diameter)	pale smartweed	stinkweed
chickweed		perennial sow-thistle (suppression)	stork's-bill; only in tank mix with 2,4-D and AMS (1 to 8-leaf)
cleavers <sup>1,2</sup>		redroot pigweed	volunteer canola (including herbicide tolerant)
Canada fleabane (10 cm in height or diameter) <sup>1,4</sup>	flixweed (to 10cm. high)	round-leaved mallow (when applied with AMS)	wild buckwheat
Canada thistle (suppression, up to 30 cm in height)	giant ragweed (suppression) <sup>1,4</sup>	Russian thistle (up to 10 cm in height)	wild mustard
common ragweed	hemp-nettle	shepherd's purse	
	kochia <sup>2</sup> (to 10 cm high)		
	lamb's-quarters		
	narrow-leaved hawk'sbeard (up to 10 cm, prior to bolting)		

<sup>1</sup> For consistent control of wild oat in areas of heavy infestation, for control of Group 2 resistant cleavers at the 4 to 6-whorl growth stage, for improved control of larger kochia and suppression of Canada thistle and dandelion, add ammonium sulphate at 202 g/acre (99%) or 0.4 L/acre (49% solution) or 0.5 L/acre (40% solution). <sup>2</sup> Including Group 2 and 4 resistant biotypes. <sup>3</sup> Including seedlings and overwintering rosettes. <sup>4</sup> Including glyphosate resistant biotypes.

## Registered Tank Mixes

Tank mix partner	Infinity plus tank mix partner rate	Additional weeds controlled and comments
<b>In spring wheat (including durum) and barley</b>		
<b>Puma Advance</b>	Infinity: 0.33 L/acre + Puma Advance: 206 mL/acre	Green foxtail. Apply when foxtail is in 1 - 6 leaf stage Wheat: 1 - 6 leaf stage, barley: 1 - 6 leaf stage
	Infinity: 0.33 L/acre + Puma Advance: 412 mL/acre	Barnyard grass, green foxtail, yellow foxtail, wild oats Apply when grasses are in 1 - 6 leaf stage
<b>Spring wheat (including durum), winter wheat, barley and triticale</b>		
<b>Achieve Liquid</b>	Infinity: 0.33 L/acre + Achieve Liquid: 200 mL/acre + Turbocharge adjuvant: 0.5 % v/v.	Barnyard grass, Persian darnel, green and yellow foxtail, volunteer oats, wild oats. Apply when barnyard grass and Persian darnel is in 1 - 4 leaf stage, foxtail is in 1 - 5 leaf stage and volunteer oats and wild oats are in 1 - 6 leaf stage
<b>Spring wheat (including durum), winter wheat, barley</b>		
<b>2,4-D + AMS</b>	226 mL/acre (500 g ai/L equivalent) + .5 L/acre (40% soln.) AMS	Weeds controlled by Infinity alone plus stork's-bill spring, durum wheat and barley may be treated from the 4-leaf stage of growth until flag leaf is just visible but still rolled. Winter wheat may be treated in spring from early tillering until flag leaf is just visible but still rolled.

**Infinity (cont'd)**

Tank mix partner	Infinity plus tank mix partner rate	Additional weeds controlled and comments
<b>Spring wheat, including durum and winter wheat</b>		
<b>Varro</b>	Infinity: 0.33 L/acre + Varro: 0.2 L/acre	Wheat: 1 - 6 leaf stage plus 3 tillers but prior to jointing (presence of first node)
<b>Spring wheat (excluding durum) and barley only</b>		
<b>Axial 100 EC</b>	Infinity: 0.33 L/acre + Axial 100 EC: 243 mL/acre + Adigor adjuvant: 283 mL/acre	Apply when grasses are in 1 - 6 leaf stage, prior to 4th tiller stage of growth

Bayer CropScience supports the following mixes that are not on the Infinity label. These are with Tilt, Sevin XLR and MCPA ester on spring, winter and durum wheat and barley; spring, durum wheat and barley with Lontrel, Puma Advance + Tilt, and Decis; Horizon NG, Traxos and Traxos + Tilt in spring and durum wheat; Axial + Tilt with spring wheat and barley. Luxxur in spring, winter and durum wheat. Apply mixes according to the most restrictive use limitations for either product.

**Application Information**

Apply with ground sprayers or by air. **Water Volume:** Ground: minimum of 18.9 L/acre. Air: minimum of 11.3 L/acre.

**Mixing Instructions**

Half fill tank with water; use continuous agitation. If mixing with AMS, add to the tank first. Add Infinity, then add tank mix partner, then fill tank. Maintain agitation through mixing and application.

**Application Tips**

Under cool and/or dry conditions, activity may be reduced or delayed. Weed control may also be reduced if application is made when weeds are dust covered or in the presence of heavy dew, fog or mist/rain. If crop is under stress due to abnormal environmental conditions, delay application until stress passes and after both crop and weeds have resumed active growth. Apply only once per season.

**How it Works**

Pyrasulfotole is absorbed through leaves and is translocated to meristematic regions where it inhibits the HPPD enzyme. Pyrasulfotole inhibits plant pigment biosynthesis and photosynthesis.

**Expected Results**

Small burnt spots on the broadleaf weeds can appear in hours. Lack of plant pigments shuts down the photosynthetic pathway, resulting in bleaching symptoms and rapid death, normally in 6 - 14 days.

**Restrictions**

**Rainfall:** Rainfall within 1 hour of application may reduce effectiveness. **Grazing:** DO NOT graze treated perennial ryegrass, red fescue or brome grass crops within 7 days of application or harvest for hay within 30 days of application. DO NOT graze other treated crops or cut for forage or hay within 25 days of application. **Pre-harvest Intervals:** Do not harvest wheat or triticale for grain or straw within 50 days of application. Do not harvest barley for grain or straw within 45 days of application. **Re-entry:** Do not enter or allow worker entry into treated areas until 24 hours after application. **Re-cropping:** Alfalfa, barley, canary seed, canola, flax, (including low linolenic acid varieties) field peas\*, tame oats, spring wheat including durum, potatoes and sunflowers may be planted 10 months after application. Lentils can be grown 22 months after application.

\* Field peas may be grown the year following Infinity application in all Black, Gray-Wooded and Dark Brown soil zones. Do not plant field peas the year following Infinity application in the Brown soil zone where organic matter content is less than 2.5% and soil pH is above 7.5. Use a field bioassay for crops not listed above.

**Environmental Precautions**

Infinity contains distillates that are toxic to aquatic organisms and non-target terrestrial plants. Avoid contamination of aquatic systems during applications. This product moves in water and is a possible leaching problem in coarse soils or where the water table is shallow.

**Toxicity**

Pyrasulfotole is practically non-toxic to wild mammals, birds, fish and aquatic invertebrates, earthworms and bees and does not negatively affect soil microorganisms. Infinity is toxic to aquatic plants and non-target terrestrial plants.

**Storage**

Do not store at temperatures below -20°C. If stored for one year or longer, shake well before using.



# Infinity FX

Group 4, 6, 27

## Formulation

Product	Company	Active ingredient	Formulation	Container size
Infinity FX (PCP# 33248)	Bayer CropScience	Pyrasulfotole: 31.1 g/L Bromoxynil: 174.3 g/L Fluroxypyr: 72 g/L	Emulsifiable concentrate	8.1 L jug, 129.6 L drum, 405 L tote

## Crops, Staging and Rates

Crop	Staging	Rate
Spring wheat, durum and barley	2 leaf to stem elongation	Infinity FX: 405 mL/acre

One case treats 40 acres.

## Weeds, Rates and Staging

Weeds at 1 - 6 leaf stage unless noted otherwise.

annual sow thistle	flixweed (up to 10 cm high)	pale smartweed	stinkweed
Canada fleabane (seedling to 10 cm.)	giant ragweed*	perennial sow-thistle*	stork'sbill (up to 8 leaf)
Canada thistle*	hemp nettle	redroot pigweed	(only when mixed with 2,4-D and ammonium sulfate)
chickweed	kochia (up to 15 cm high)	round-leaved mallow* (1 - 6 leaf)	volunteer canola (all var.)
cleavers (1 - 9 whorls)	lamb's-quarters	Russian thistle (up to 10 cm high)	volunteer flax
common ragweed	narrow-leaved hawk's-beard (up to 10 cm and prior to bolting)	shepherd's purse	volunteer soybean
dandelion* (up to 25 cm across - spring seedlings and overwintering rosettes)		spreading atriplex (up to 10 leaf)*	wild buckwheat
			wild mustard

\* Suppression, ammonium sulfate at 200 g of active ingredient/acre may be added for improved broad leaf control (202 g/acre of 99% dry; 0.5 L/acre of 40% liquid; or 0.4 L/acre of 49% liquid).

## Registered Tank Mixes

Tank mix partner	Rate	Additional weeds controlled
<b>Spring wheat, durum and barley</b>		
<b>2,4-D Ester + AMS</b>	2,4-D Ester: 170 – 227mL/acre + AMS	See 2,4-D label for additional weeds.
<b>Liquid Achieve</b>	200 mL/acre	Wild oats
<b>Puma Advance</b>	412 mL/acre	Wild oats
<b>Spring wheat and durum</b>		
<b>Horizon NG</b>	376 – 473 mL/acre	Wild oats
<b>Varro</b>	0.2 L/acre	Wild oats
<b>Spring wheat and barley</b>		
<b>Axial</b>	0.5 L/acre	Wild oats

Bayer also supports the following mixes that are not on the Infinity FX label. Apply mixes according to the most restrictive use limitations for either product: 2,4 D ester, MCPA ester.

## Application Information

Do not apply by air. Ground: minimum 19 L/acre. Higher volumes should be used under dense crop and weed canopies to ensure thorough coverage of target weeds.

**Infinity FX (cont'd)****Application Tips**

Adding ingredients in the correct order is critical for optimum performance. Check label of both products to be mixed for directions. General guidelines can be found on page 14. Use “Method A” for sprayer cleanup on page 15.

**How it Works**

Pyrasulfotole is absorbed through leaves and is translocated to meristematic regions where it inhibits the HPPD enzyme. Pyrasulfotole inhibits plant pigment biosynthesis and photosynthesis. Fluroxypyr is also absorbed by the leaves, and it mimics naturally occurring plant hormones and controls weeds by disrupting normal plant growth patterns. Symptoms include twisting of stems and swollen nodes. Bromoxynil inhibits respiration and photosynthesis causing death.

**Expected Results**

For best results, apply to emerged, young, actively growing weeds according to the weed stages listed. Under stressed conditions and/or heavy crop canopy, early application will result in improved weed control. Weeds growing under adverse environmental conditions such as drought will be less susceptible to herbicide effects.

**Restrictions**

**Rainfall:** Rainfall within 1 hour may reduce control. **Re-entry:** Do not re-enter treated field until 12 hours post-application. **Grazing:** Do not graze treated crops or cut for hay within 25 days of application. **Pre-harvest Intervals:** Leave at least 60 days application to harvest for wheat, durum and barley. **Re-cropping:** The year after application, alfalfa, barley, canary seed, canola, flax, potatoes, sunflower, oats and wheat (durum and spring) may be seeded. Field pea may be seeded the season following application in the black, grey wooded, and dark brown soil zones. **Do not plant field peas the season following Infinity use in the brown soil zone where organic matter is below 2.5% and where soil pH is above 7.5.** Lentils may be seeded the second season after application.

**Environmental Precautions**

Use the same precautions and buffers as Infinity.

**Toxicity**

Fluroxypyr has very low mammalian toxicity. Acute oral LD<sub>50</sub> (rats) > 2,000 mg/kg. Pyrasulfotole is practically non-toxic to wild mammals, birds, fish and aquatic invertebrates, earthworms and bees and does not negatively affect soil micro-organisms. Infinity is toxic to aquatic plants and non-target terrestrial plants. Bromoxynil is moderately to highly orally toxic. Acute oral LD<sub>50</sub> (rats) = 368 mg/kg. Very toxic to fish.

**Storage**

Store product in original containers in a secure dry area, away from other pesticides, food or feed above -20°C. If stored over winter, shake or mix well prior to use.

# Intruvix Herbicide

**Group 2, 4, 14****Formulation**

Product	Company	Active ingredient	Formulation	Container size
Intruvix A (PCP #33462)	FMC Corporation	Dicamba, present as sodium salt: 60.87% Tribenuron-methyl: 6.52%	Wettable granules	3.72 kg
Intruvix B (PCP #33530)		Carfentrazone-ethyl: 240 g/L	Emulsifiable Concentrate	1.2 L

One case will treat 80 acres.

**Note: Intruvix herbicide is purchased alone but must be tank mixed with glyphosate before use.**

**Crops, Staging and Rates**

**Rate:** Intruvix A: 46.5 g/acre

Intruvix B: 15 mL/acre (up to 47.4 mL/acre to control other weeds on Intruvix B label)

1 case treats 80 acres

Crop	Staging	Comments
Wheat (spring, durum, winter), barley, oats, chem-fallow, post-harvest	1 day prior to seeding	Must be tank mixed with glyphosate

**Registered Tank Mixes (Weeds, Staging)\***

With glyphosate (present as a potassium, isopropylamine or ammonium salt) added at 0.5 L/acre (360 g/L active equivalent)

black nightshade	field bindweed	morning glory	volunteer barley
Canada fleabane	flixweed	narrow-leaved hawk's-beard	volunteer canola
Canada thistle <sup>1</sup>	giant foxtail	Persian darnel	volunteer flax
common ragweed	green foxtail	redroot pigweed	volunteer wheat
cow cockle	hemp-nettle	Russian thistle	white cockle <sup>1</sup>
dandelion	kochia	scentless chamomile <sup>1</sup>	wild buckwheat
downy brome	lady's-thumb	stinkweed	wild mustard
Eastern nightshade	lamb's-quarters	tall waterhemp	wild oats

<sup>1</sup> Suppression \* Refer to label for individual weed staging.

**Application Information**

Apply with ground equipment. Do not apply by air. **Water Volume:** Use a minimum 40 L/acre. Higher spray volumes are required for dense weed stands. Weed control improves with the amount of coverage.

**Mixing Instructions**

Use mixing instructions "e" on page 14.

**Application Tips**

Effectiveness may be reduced if spray mixture remains in the tank for more than 24 hours. It is essential to get good plant coverage. Extremes in environmental conditions such as temperature, moisture, soil conditions and cultural practices may affect activity. Under very dry conditions, symptoms may be reduced as weeds are less susceptible to herbicide. Intruvix can be applied only one time per growing season.

**How it Works**

Intruvix herbicide stops the growth of susceptible weeds immediately. It is rapidly absorbed by foliage and roots, inhibits cell elongation and disrupts metabolism. Also inhibits the PPO enzyme involved in chlorophyll and heme synthesis. This action results in leaky cell membranes and rapid browning and death. Degree of control and duration of effect depend on weed sensitivity, weed size, spray coverage and growing conditions.

**Expected Results**

Initial symptoms will be observed within a few days followed by death.

**Restrictions**

**Rainfall:** If rain occurs soon after application, control may be reduced. Environmental conditions that slow the drying of the spray mixture on the foliage may increase the time required for absorption. **Re-cropping:** Wheat (spring, durum, winter), barley or oats can be seeded a minimum of 24 hours after application. Chem-fallow applications can be seeded to any crop the following season. Post-harvest application fields can be spring seeded to wheat (spring and durum), barley and oats. To seed canola, field corn, soybean or white beans the spring after post harvest application, contact the manufacturer for specific fall application timing recommendations.

**Intruvix Herbicide (cont'd)****Environmental Precautions**

Overspray or drift should be avoided. Do not contaminate irrigation water. Toxic to aquatic organisms and non-target terrestrial plants. Avoid application when heavy rain is forecast. Observe a 5 m buffer zone from any sensitive habitat without the use of drift control aids.

**Toxicity**

Intruvix A: Very low acute mammalian toxicity. Acute oral LD<sub>50</sub> (rats) = > 2,000 mg/kg. May irritate eyes, nose, throat and skin.

Intruvix B: Acute oral LD<sub>50</sub> (rats) = 4,077 mg/kg.

**Storage**

Store in a cool, dry place and avoid excess heat.

# Karmex DF/Diurex 80 W

**Group 7****Formulation**

Product	Company	Active ingredient	Formulation	Container size
Karmex DF (PCP# 28543)	ADAMA Canada	Diuron: 80%	Dry flowable	1 x 11.35 kg
Diurex 80 W (PCP# 14135)			WDG	2.27 kg

**Crops, Staging and Rates**

General non-selective weed control – annual and perennial grasses and broadleaf weed seedlings.

Crop	Rate	Timing and specific comments
<b>Non-crop areas</b>	Initial Treatment Sandy or sandy loam: 5.8 - 11 kg/acre broadcast Clay or high organic soils: 16 - 22 kg/acre broadcast Re-treatment: 2.0 kg/acre	Apply at any time, except when ground is frozen, providing adequate moisture is received by rainfall or artificial means. Best results are obtained when applied shortly before weed growth begins. Dense growth should be removed. Observe a minimum interval of 90 days between the first application and re-treatment. A maximum of 2 applications per season is permitted to a maximum seasonal use rate of 6.6 kg/acre per year.
<b>Spot treatment and small areas</b>	Initial Treatment: 0.11 kg per 100 m <sup>2</sup> or 4.5 kg/acre Re-treatment: 0.165 kg per 100 m <sup>2</sup>	
<b>Restricted uses (requires authorization by provincial permit)</b>		
<b>Irrigation and drainage ditches</b>	Initial treatment: 0.11 kg per 100 m <sup>2</sup> or 4.5 kg/acre in 100 - 200 L solution/acre Re-treatment: 0.165 kg per 100 m <sup>2</sup>	Apply during the non-crop season and when ditch is not in use.
<b>Weed control in crop</b>		
<b>Asparagus (established)</b>	Light sandy soils or soils in low organic matter: 0.45 - 0.9 kg/acre High clay soils or soils with high organic matter: 0.9 - 1.8 kg/acre	No earlier than 4 weeks before spear emergence or later than early cutting.

**Application Information**

Diuron or Karmex DF may be applied with ground sprayer, backpack sprayer or watering can.

**Water Volume:** Use sufficient water (100 - 160 L/acre) to provide thorough and uniform coverage.

### Application Tips

**Non-crop Areas:** Do not use on sand, loam sand or gravelly soils with less than 1% organic matter. Do not apply to slopes as soil erosion may occur. **Irrigation and Drainage Ditches:** To minimize movement of Karmex XP/Diuron with irrigation water and avoid crop injury, it is essential that the herbicides be fixed in the treated soil by moisture. Apply before expected seasonal rainfall, if possible when soil in the ditch is still moist. If rainfall has not totaled at least 10 cm following treatment and before intended use of irrigation ditch, fill with water and allow to stand for 72 hours; drain off waste and remaining water before using ditch.

### How it Works

Diuron is readily absorbed through the root system and less readily absorbed through stem and foliage.

### Expected Results

Susceptible plants become chlorotic soon after treatment and then die. Degree of control and duration of effect will vary with the amount of chemical applied, soil type, rainfall and other conditions. Regrowth of plantain, thistle, or wild carrot will indicate that retreatment is necessary. Poor control may be expected if inadequate rate or weeds too old or insufficient rainfall.

### Restrictions

**Rainfall:** Rainfall needed to activate the chemical, carrying it into the root zone. **Grazing:** Do not graze the treated crops or cut for hay; sufficient data are not available to support such use. **Re-cropping:** Do not replant treated areas to any crop within 2 years after last treatment as injury to subsequent crops may result.

### Environmental Precautions

Diuron is toxic to aquatic organisms. Do not apply directly to aquatic habitats, irrigation or drinking water supplies. Use a 15 m buffer between sprayed area and sensitive habitats.

### Toxicity

Very low acute mammalian toxicity. Acute oral LD<sub>50</sub> (rats) = 3,400 mg/kg. Non-toxic to birds and fish.

### Storage

Store in a cool, dry place.

## KoAct

Group 2, 4

### Formulation

Product	Company	Active ingredient	Formulation	Container size
Spike (PCP# 30376)	Nufarm Agriculture	Tribenuron methyl: 75%	Dry flowable XP granule	2 x 160 g
2,4-D 700 ester (PCP# 27820)		2,4-D 700 ester: 660 g/L	Emulsifiable concentrate	2 x 8.69 L

80 acres treated per case.

### Crops, Staging and Rates

**Rate:** Spike: 4 g/acre + 2,4-D ester: 0.212 L/acre. Pre-seed burndown prior to seeding the following crops:

barley                      chemfallow                      durum wheat                      spring wheat                      winter wheat

### Weeds and Staging

Weeds controlled up to 10 cm or 3 leaf rosette or less, unless specified, includes:

chickweed                      flixweed                      narrow leaved hawksbeard                      shepherd's-purse  
dandelion (including                      hemp-nettle                      mustard                      volunteer canola (all types)  
glyphosate resistant)                      kochia (all biotypes)

**KoAct (cont'd)**

Spike: 4 g/acre + 2,4-D ester: 0.212 L/acre + glyphosate 180 - 360 g active ingred./acre for enhanced control of emerged weeds include

lady's thumb

perennial dandelion

Russian thistle

wild buckwheat

**Registered Tank Mixes**

glyphosate.

**Application Information**

Apply with ground equipment only. Water volume: Minimum 40 L/acre.

**Application Tips**

Weeds hardened off by cold weather or drought stress may not be controlled. Insufficient water volumes or coarse sprays may also reduce control levels.

**How it Works**

Spike is absorbed by foliage and roots and inhibits cell elongation. 2,4-D is a systemic, non-selective herbicide readily absorbed through leaves or roots. It is translocated primarily in phloem with the sugars but can also move with water in the xylem. Accumulation is primarily in the young, rapidly growing meristematic regions of roots or shoots. It inhibits pigments, including chlorophyll, leading to death.

**Expected Results**

Spike rapidly stops growth of susceptible weeds; however, typical symptoms (discolouration) of dying weeds may not be noticeable for 1 to 3 weeks after application, depending on growing conditions and weed susceptibility. Symptoms appear very rapidly (a few hours under bright conditions). Leaves of weeds take on a water-soaked appearance, followed by wilting and necrosis. Susceptible plants become malformed before they die. Complete death occurs within a few days.

**Restrictions**

**Rainfall:** If rain occurs within 4 - 6 hours after application, control may be reduced. **Grazing:** Do not permit lactating dairy animals to graze fields within 7 days after application. Do not harvest or cut treated crops for forage until 30 days after application. Withdraw meat animals from treated fields at least 3 days before slaughter.

**Re-cropping:** No restrictions the year after treatment.

**Environmental Precautions**

Toxic to small mammals, birds, aquatic organisms and non-target terrestrial plants. This product can move in water where soils are permeable.

**Toxicity**

Spike has an acute oral LD<sub>50</sub> (rats) = > 5,000 mg/kg. Non-toxic to bees, birds and fish.

2,4-D 700 ester: Moderate acute mammalian toxicity. Acute oral LD<sub>50</sub> (rats) = technical 300 - 1,200 mg/kg.

2,4-D formulations are toxic to small mammals, birds, aquatic organisms and non-target terrestrial plants.

**Storage**

Store in a cool, dry place and avoid excess heat. 2,4-D ester may be frozen.

# Korrex II

**Group 2, 4****Formulation**

Product	Company	Active ingredient	Formulation	Container size
Korrex II A (PCP# 31405)	Corteva Agriscience	Florasulam: 25%	WDG	1 x 0.45 kg
Korrex II B (PCP# 31205)		Dicamba: 480 g/L	Solution	7.76 L

One case of Korrex II treats 80 acres in spring and 56 acres in fall, post-harvest.

## Crops, Staging and Rates

Crop	Stage	Rate
Barley, durum wheat, oats, spring wheat, winter wheat	Prior to seeding. No later than 48 hours after seeding, prior to crop emergence	Spring: Korrex II A at 5.7 g/acre + Korrex II B at 97 mL/acre Fall: Korrex II A at 8.1 g/acre + Korrex II B at 139 mL/acre

## Weeds and Staging

**Annual grasses 2 to 4 leaf stage:** Weeds listed below are controlled with a mix of Korrex + 180 gms active equivalent of glyphosate (consult individual glyphosate labels).

### Weeds

downy brome	green foxtail	volunteer barley	wild oats
giant foxtail	Persian dandelion	volunteer wheat	
<b>Broadleaf weeds 2 to 4 leaf stage</b>			
annual sow thistle <sup>2</sup>	flixweed	ragweed	stinkweed
Canada fleabane <sup>3</sup>	hemp-nettle	redroot pigweed	volunteer canola <sup>1</sup>
cleavers	kochia*	Russian thistle	volunteer flax
chickweed	lady's thumb	scentless chamomile	wild buckwheat
cow cockle	lamb's-quarters	shepherd's-purse	wild mustard
dandelion	narrow-leaved hawk's-beard	smartweed	

\* Including Group 2 and 9 resistant biotypes. <sup>1</sup> Including all herbicide-tolerant canola varieties. <sup>2</sup> Suppression only. <sup>3</sup> Less than 8 cm in height.

**Above weeds plus** those below WHEN MIXED WITH GLYPHOSATE AT 2.8 REL/ACRE (at 356 g/l AI). Consult glyphosate page for other formulation strengths.

annual sow thistle                      Canada thistle (rosette stage)                      quackgrass

Tank mix partner <sup>1</sup>	Product Rate
glyphosate	0.5 - 2.8 REL/acre

<sup>1</sup> Including all herbicide-tolerant canola varieties.

## Application Information

**How to Apply:** Ground application only. **Water volume:** 20 to 40 L/acre.

### Application Tips

Korrex II, alone or in tank mix with glyphosate herbicides, controls weeds prior to seeding spring wheat (including durum), spring barley, winter wheat and oats. Korrex II can be applied in the fall or spring prior to planting, or as an initial treatment in summerfallow. Korrex II must be applied early post-emergence to the main flush of actively growing broadleaf weeds. Warm, moist growing conditions promote active weed growth and enhance the activity of Korrex II by allowing maximum foliar uptake and contact activity. Weeds hardened off by cold weather or drought stress may not be adequately controlled or suppressed, and re-growth may occur. For best results, ensure thorough spray coverage of target weeds. Reduced control may also occur when applied to weeds heavily covered in dust. Fall stubble: Korrex II can be applied until late October, but active weed growth must be present.

### How it Works

Pre-seed herbicide. Korrex II A is absorbed through leaves and stops growth of susceptible weeds rapidly via inhibition of the ALS enzyme. Korrex II B is absorbed through roots and leaves and translocated through the phloem and xylem, disrupting plant metabolism.

### Expected Results

Weeds susceptible to Korrex II A will stop growing almost immediately. Newer leaves start to yellow and wilt, followed by a loss of green colour. Symptoms will spread to the rest of the plant with some weeds showing purpling or reddening. Under good growing conditions, complete control may occur within 7 - 10 days after application. Weeds susceptible to Korrex II B will exhibit proliferation of tissues in plant causing twisting and bending of stem and leaf petioles, cupping of leaves, increased size of root and increase in fibrous roots. Results may take 10 - 14 days to appear.

**Korrex II (cont'd)****Restrictions**

**Rainfast:** 30 minutes. **Grazing:** Livestock may be grazed on treated crops 7 days following application of Korrex. Do not harvest the treated crop within 60 days of application. Withdraw meat animals from treated field at least 30 days before slaughter. **Re-cropping:** The year following Korrex application, fields can be seeded to alfalfa, barley, mustard, canola, chickpeas, fababean, field beans, flax, lentils, peas, soybeans, sunflower, wheat, corn, oats and potatoes or summerfallowed.

**Environmental Precautions**

A buffer zone of 30 metres is required between sprayed area and sensitive habitat.

**Toxicity**

Low acute mammalian toxicity. The oral LD<sub>50</sub> for rats is 2,629 mg/kg. Exposure may cause skin irritation and dermal sensitization.

**Storage**

Store in original containers in secure, dry storage area. Do not allow contamination of seeds, plants, fertilizers or other pesticides. Do not contaminate food, feedstuffs or domestic water supplies. If containers are damaged or spill occurs, use the product immediately or contain the spill with absorbent materials and dispose of waste.

# Krovar 1

**Group 5, 7****Formulation**

Product	Company	Active ingredient	Formulation	Container size
Krovar 1 (PCP# 22964)	Bayer CropScience	Bromacil: 40% + diuron: 40%	Dry flowable	2 kg, 25 kg

**Crops, Staging and Rates**

Non-cropland areas - railroad, pipeline, utility and highway rights-of-way, storage areas, and industrial plant sites. Apply just before or during the period of active growth of weeds. Observe a minimum interval of 90 days between the first application and re-treatment.

A maximum of 2 applications per season is permitted to a maximum seasonal use rate of 13.5 kg/acre per year.

**Weeds, Rates and Staging**

Most annual and perennial grasses and broadleaved weeds.

Crop	Rate
Non-crop areas	Initial Treatment: Sandy or sandy loam: 5.5 kg/acre. Clay or high organic soils: 7.3 kg/acre Re-treatment: 2.75 - 3.6 kg/acre
Small areas	180 g per 100 m <sup>2</sup> or 7.3 kg/acre. Apply in a minimum water volume of 2 L per 100 g

**Registered Tank Mixes**

Tank mix partner	Krovar I plus tank mix partner rate	Additional weeds controlled and comments
Telar	Krovar I: 5.5 - 7.3 kg/acre + Telar: 48 g/acre + Non-ionic surfactant: 1% v/v	Weeds controlled by Telar

**Application Information**

**With:** Boom spray, handgun, backpack or sprinkling can. Do not apply by air. **Water Volume:** Minimum of 20 L/kg of Krovar 1. Use enough water to uniformly cover area to be treated.



### Application Tips

During spraying, Krovar 1 must be kept in suspension at all times by continuous agitation. Sufficient moisture from rainfall or artificial means is necessary after treatment to carry the chemical into the root zone of the weeds. If dense growth is present, results will be improved if vegetation is removed before treatment. Do not apply when ground is frozen. Do not treat ditches, wellheads, bridge approaches. Do not treat sites that are adjacent to and surrounding water supply reservoirs, supply streams, lakes and ponds.

### How it Works

Krovar 1 is readily absorbed through the roots, leaves and stems.

### Expected Results

Plants become chlorotic and then die. The degree of control and duration of effect will vary with the amount of chemical applied, soil type, rainfall and other factors. Poor results occur if weeds are too mature or if insufficient rainfall.

### Restrictions

**Rainfall:** Rainfall needed to move the chemical to the root zone. **Grazing:** Do not graze the treated crops or cut for hay; sufficient data are not available to support such use.

### Environmental Precautions

Krovar I is toxic to aquatic organisms. Do not apply directly or indirectly to aquatic habitats. Use a buffer zone of 15 m from sprayed area and sensitive habitat.

### Toxicity

Very low acute mammalian toxicity. Acute oral LD<sub>50</sub> (rats) bromacil = 5,200 mg/kg, diuron = 3,400 mg/kg. Non-toxic to birds. Toxic to fish.

### Storage

Store in a cool, dry place.

## Liberty 150 SN/MPower Vigor/Interline

Group 10

### Formulation

Product	Company	Active ingredient	Formulation	Container size
Liberty 150 SN (PCP# 28837)	BASF	Glufosinate-ammonium: 150 g/L	Solution	13.5 L, 108 L, 432 L
MPower Vigor (PCP# 30761)	New Agco Inc.	Glufosinate-ammonium: 150 g/L	Solution	2 x 13.5 L, 108 L, 500 L, 1000 L
Interline (PCP# 32860)	UPL AgroSolutions	Glufosinate-ammonium: 150 g/L	Solution	13.5 L, 108 L, 432 L

**Note:** To purchase Liberty 150 SN herbicide, growers must have a signed and approved Liberty and Trait Agreement (LTA)

### Crops, Staging and Rates

Crop	Stage	Rates
Liberty Link canola (Liberty 150 SN)	Cotyledon stage up to the early bolting stage of canola.	1.1 - 1.6 L/acre

**Note:** Temporary crop discoloration may be observed after application.

**Liberty 150 SN/MPower Vigor/Interline (cont'd)**

**For MPower Vigor only:** Use as a pre-harvest desiccant in the following crops; not to be used for seed.

Crop	Stage	Rates
<b>Lentil</b>	40 - 60% pod colour change (yellow to brown)	0.81 - 1.09 L Heavier rate for dense crop canopy or heavy weeds
<b>Potato</b>	14 - 21 days before harvest	1.21 L/acre
<b>Alfalfa (for seed)</b>	50 - 75% pod colour change	1.09 L/acre

**Weeds, Rates and Staging****Liberty/Vigor at 1.1 L/acre. Leaf staging 1 to 4 unless stated otherwise.**

barnyard grass	lamb's quarters (1 - 6 leaf)	smartweed (1 - 6 leaf)
chickweed	perennial sow thistle (1 - 8 leaf)	stinkweed (1 - 8 leaf)
cow cockle	redroot pigweed	vol. barley (low populations)
green foxtail (1 - 6 leaf)	round-leaved mallow	vol. flax (up to 6 cm)
hemp nettle (1 - 3 leaf pairs)	Russian thistle (up to 8 cm)	wild buckwheat (1 - 3 leaf)
kochia (up to 8 cm)	scentless chamomile (up to 10 cm)	wild mustard (1 - 5 leaf)
lady's thumb (1 - 6 leaf)	shepherd's purse (1 - 6 leaf)	

**Liberty/Vigor at 1.35 L/acre**

With a tank mix of Centurion or Select at 75 mL/acre, can also control foxtail barley(1 - 4 leaf, 2 tillers), downy and Japanese brome (spring germinating only) to emergence of first tiller.

Canada thistle** (up to 10 cm)	jimsonweed (Liberty Only)	vol. wheat (heavy populations)
cleavers (1- 2 whorl)	hemp nettle	wild buckwheat (heavy populations, 1 - 3 leaf)
dandelion (up to 15 cm rosette)	quackgrass***	wild oats (max 2 tillers)
flixweed (up to 10 cm high)	stork's bill (1 - 3 leaf)	
	vol. barley* (heavy populations)	

**Liberty/Vigor at 1.62 L/acre**

Canada thistle\*\* (heavy populations, up to 10 cm)      quackgrass\*\*\* (heavy populations)

\* Suppression. \*\* Top growth suppression. \*\*\* Top growth control

Multiple Applications (Liberty 150 SN only): Liberty 150 SN is registered for up to 3 applications per year on all LibertyLink canola. Rate of 1.35 - 1.62 L/acre for all three applications (if required). Do not apply more than 4.86 L/acre/year. Apply when new weed growth is in the correct leaf stage and up to early bolting stage of canola.

**Registered Tank Mixes**

No registered tank mixes for MPower Vigor when used as a desiccant.

Tank mix partner	Liberty + tank mix partner rate	Additional weeds controlled and remarks
<b>Centurion or Select</b>	Liberty: 1.1 - 1.62 L/acre + Centurion or Select: 26 or 76 mL/acre + Adjuvant: 0.50% v/v. Mixing order is Amigo followed by Liberty followed by Centurion or Select.	Enhance control of volunteer barley and wild oats. Apply when the weeds are in the 1 - 4 leaf stage with a maximum of 2 tillers. All above weeds plus foxtail barley at the 76 mL/acre rate (same weed leaf staging as above).

BASF supports the following mixes that are not on the Liberty label. Apply mixes according to the most restrictive use limitations for either product.

Tank mix partners	Crop	Crop stage/comments
<b>Centurion + Decis</b>	LibertyLink canola	Cotyledon up to early bolting
<b>Centruion + Sevin XLR</b>		
<b>Decis</b>		
<b>Sevin XLR</b>		
<b>Facet L</b>		Cotyledon up to 6-leaf
<b>Facet L + Centurion</b>		
<b>Facet L + Decis</b>		

Agricity supports the following mixes: Independence/Select, Quiz/Assure, Decis, Sevin XLR Plus.

BASF only supports applying up to 3 products total when tank mixing other products with Liberty (i.e. max of 3 products in the sprayer tank at one time). Please contact BASF for more information if more than 3 products are required at any application timing.

**Application Information**

Apply with ground equipment or aircraft for Liberty 150 SN/Vigor. **Water Volume:** Ground Application: Minimum of 45 L/acre of water. Air: Minimum of 22 L/acre of water.

**Application Tips**

For best results, apply to emerged, young actively growing weeds. Weeds that emerge after application will not be controlled. When a rate range is given, the higher rate should be used: (1) when weed or crop growth is dense, (2) when the weeds are large and/or mature - i.e. advanced leaf stages and plant height, and (3) when environmental conditions are cool and dry.

**How it Works**

Liberty/Vigor works primarily as a contact herbicide. Thorough coverage of the weeds to be controlled is essential. Absorbed by all leaf and stem surfaces. It interferes with plants' ability to detoxify ammonia. The speed of action of Liberty/Vigor is influenced by environmental factors. At cool temperatures (below 10°C), poor moisture and low humidity, speed of action may be reduced.

**Expected Results**

Generally, visual symptoms appear 2 - 4 days after application.

**Restrictions**

**Rainfall:** If rainfall occurs within 4 hours of application, effectiveness may be reduced. **Grazing:** Do not graze the treated crop or cut for hay; sufficient data are not available to support such use. **Re-entry:** Do not re-enter treated areas for 24 hours after application without protective clothing as for spraying. **Re-cropping:** There are no cropping restrictions for field corn, canola, soybeans, dry common beans (not grown for seed), alfalfa and potato. 70 days for buckwheat, barley, millet, oats, rye, sorghum, triticale and wheat. 120 days for all other crops.

**Environmental Precautions**

Highly toxic to aquatic organisms and non-target terrestrial plants. Do not contaminate surface or ground water. Use a 15 m buffer, with ground spraying, between the treated area and sensitive habitat.

**Toxicity**

Acute oral LD<sub>50</sub> (rats) = 2,000 mg/kg.

**Storage**

Do not store below freezing. If stored for one year or longer, shake well before using.

## Lontrel XC/Pyralid Herbicide/ MPower Clobber

Group 4

**Formulation**

Product	Company	Active ingredient	Formulation	Container size
Lontrel XC (PCP# 32795)	Corteva Agriscience	Clopyralid: 600 g/L	Solution	4 x 2.67 L
Pyralid Herbicide (PCP#32265)	Sharda Cropchem Ltd.	Clopyralid: 300 g/L	Solution	4.45 L
MPower Clobber (PCP# 33114)	New Agco Inc.	Clopyralid: 360 g/L	Solution	8.9 L



## Registered Tank Mixes

Tank mix partner	Lontrel 360 plus tank mix partner rate	Additional weeds controlled
<b>Canola</b>		
<b>Poast Ultra + Merge Adjuvant</b>	Clobber: 170 - 335 mL/acre or Lontrel XC: 101 - 202 mL/acre or Pyralid: 204 - 403 mL/acre + Poast Ultra: 0.19 - 0.45 L/acre + Merge: 0.4 L/acre	Canada thistle, wild buckwheat, wild oats, green foxtail, volunteer barley, volunteer wheat, and volunteer oats.
<b>Select + Amigo adjuvant</b>	Clobber: 170 - 335 mL/acre or Lontrel XC: 101 - 202 mL/acre or Pyralid: 204 - 403 mL/acre + Select: 150 mL/acre + Amigo: 0.5% v/v	
<b>Group 2 tolerant canola</b>		
<b>Odyssey</b>	Clobber: 170 - 336 mL/acre or Lontrel XC: 101 - 202 mL/acre or Pyralid: 204 - 403 mL/acre + Odyssey: 17.3 g/acre	Grasses plus Lontrel susceptible weeds
<b>Roundup Ready canola</b>		
<b>glyphosate</b>	Clobber: 113 mL/acre or Lontrel XC: 69 mL/acre or Pyralid: 136 mL/acre + glyphosate: 505 mL/acre (356 - 360 g/L formulation)	Canada thistle (season-long top growth), dandelions < 15 cm diameter (season-long top growth), dandelions > 15 cm diameter (suppression), perennial sow-thistle (season-long top growth), wild buckwheat
<b>Roundup Ready corn</b>		
<b>glyphosate</b>	Lontrel XC: 69 mL/acre + glyphosate: 505 mL/acre (356-360 g ae/L)	Canada thistle (season long control), dandelion < 15 cm diameter (season long), > 15 cm (suppression), perennial sow thistle (season long control), wild buckwheat.
<b>Flax</b>		
<b>MCPA amine or ester</b>	Clobber: 170 mL/acre or Lontrel XC: 101 mL/acre or Pyralid: 204 mL/acre + MCPA 500 ester: up to 0.45 L/acre	Canada thistle (top growth) + MCPA susceptible weeds
	Clobber: 227 mL/acre or Lontrel XC: 138 mL/acre or Pyralid: 272 mL/acre + MCPA 500 ester: up to 0.45 L/acre	Canada thistle (season-long) + MCPA susceptible weeds
	Clobber: 336 mL/acre or Lontrel XC: 202 mL/acre or Pyralid: 403 mL/acre + MCPA 500 ester: up to 0.45 L/acre	Canada thistle (season-long with suppression into the following year), common groundsel, perennial sow thistle (top growth), scentless chamomile, wild buckwheat
<b>Barley, oats and wheat</b>		
<b>2,4-D or MCPA amine or ester 500 formulation</b>	Clobber: 113 mL or Lontrel XC: 69 mL/acre or Pyralid: 136 mL/acre + MCPA or 2,4-D: 113 mL/acre	Canada thistle (top growth, 6 - 8 weeks) plus MCPA or 2,4-D susceptible weeds
	Clobber: 170 mL or Lontrel XC: 101 mL/acre or Pyralid: 203 mL/acre + MCPA or 2,4-D: 113 mL/acre	Canada thistle (season-long) plus MCPA or 2,4-D susceptible weeds
<b>Refine Extra + 2,4-D (600 g/L) or MCPA (500 g/L) amine or ester</b>	Clobber: 85 mL/acre or Lontrel XC: 53 mL/acre or Pyralid: 102 mL/acre + 2,4-D or MCPA amine: 339 mL/acre or 2,4-D: 283 mL/acre + Refine Extra 8 g/acre. Add Agral 90 at 0.2% v/v to this tank mixture.	Canada thistle (season-long), cleavers (suppression), lady's thumb, perennial sow thistle, stinkweed, wild buckwheat, volunteer canola, wild mustard

Note: Do not use 2,4-D on oats due to the probability of crop injury.

## Application Information

**With:** Apply with ground equipment only. **Water Volume:** 40 - 80 L/acre.

## Application Tips

Do not use products containing 2,4-D on oats due to probability of crop injury. Rates of MCPA ester of 170 g active ingredients/acre or higher or MCPA amine of 200 g active ingredient/acre may cause some delay in maturity of flax, resulting in yield reduction. Make sure the sprayer tank has been thoroughly cleaned before Lontrel XC/Pyralid is mixed. Treat crops during warm weather when weeds are actively growing. Best results are obtained when Canada thistle is actively growing and soil moisture is adequate for rapid growth. Under cool or dry conditions, control of

**Lontrel XC/Pyralid Herbicide/MPower Clobber (cont'd)**

Canada thistle may be severely reduced. Sow thistle plants emerging after spraying will not be controlled. Where contact herbicides are used, such as bromoxynil, that damage the leaves of the Canada thistle, apply Lontrel XC/Pyralid 14 days prior or after an interval of 14 days, which allows Canada thistle to recover and resume growth.

**Forage grasses:** For control of the weeds listed on the label plus alsike clover, apply Pyralid at the rate of 170 - 336 mL/acre (101 - 202 mL/acre Lontrel XC) in 45 - 90 L/acre of water. Make one application per season by ground sprayer. For seedling grasses, apply at the 3 leaf stage and beyond. For established grasses, apply in the fall after harvest or early spring.

**How it Works**

Clopyralid is a systemic, hormone-type herbicide. It is absorbed by leaf and stem surfaces and is readily translocated. Maximum efficacy results from foliar application to young actively growing plants.

**Expected Results**

Herbicide symptoms on affected plants include swollen growing points and roots, cupping of leaves, twisted and distorted stems and leaves. Plants will gradually stop growing and change colour, first to dark green and then to yellow before turning brown as they die. Maximum effectiveness results from foliar applications to young actively growing plants. Death of weeds may not occur until 14 - 21 days after application. With the lowest rate of Lontrel on Canada thistle, some regrowth may occur by the end of the season, but this will not interfere with harvesting of the crop.

**Restrictions**

**Rainfall:** A rain-free period of 4 - 6 hours after application is required. **Grazing:** There are no restrictions on the grazing of crops or forages treated with Lontrel XC/Pyralid. If necessary, treated areas may be grazed immediately following application. **Pre-harvest Intervals:** Sugar beets - Do not apply within 90 days of harvest. Strawberry - P.H.I. = 200 days. **Re-cropping:** Fields treated with Lontrel can be seeded to barley, canola, forage grasses, flax, mustard, oats, rye, wheat or summerfallowed. Do not seed to crops other than those listed above for at least one year after treatment.

**Use of straw and manure from treated crops:** Lontrel XC/Pyralid residues in straw may be harmful to susceptible plants. Do not use straw from treated crops for composting or mulching on susceptible broadleaf crops. Manure can be spread on fields that will be seeded to barley, flax, oats, canola (rapeseed), rye or wheat. Do not grow susceptible crops such as peas, beans, lentils, potatoes, sunflowers or other sensitive crops on land that has been mulched with straw containing Lontrel/Pyralid residues within the last 12 months.

**Environmental Precautions**

Small amounts of drift may damage sensitive plants such as legumes.

**Toxicity**

Clopyralid is practically non-toxic to aquatic organisms, including fish on an acute basis. Clopyralid has a very low acute mammalian toxicity. Acute oral  $LC_{50}$  (rats) = > 2,000 mg/kg. It is practically non-toxic to bees.

**Storage**

Store in heated storage away from open flames or sparks. If frozen, warm slowly to room temperature and mix thoroughly before use.

# Lorox

**Group 7****Formulation**

Product	Company	Active ingredient	Formulation	Container size
Lorox L (PCP# 16279)	Tessenderlo Kerley Inc.	Linuron: 480 g/L	Liquid	10 L
Lorox DF (PCP# 20193)		Linuron: 50%	Dry flowable	5, 10, kg jug

## Crops, Staging and Rates

Crop	Staging	Rate per acre
		Lorox L
<b>Post-emergent applications</b>		
Barley, oats and spring wheat (including durum)***	2 - 4 leaf	0.17 - 0.22 L
Field corn (directed spray)*	Apply when corn is at least 38 cm tall	1.16 - 2.18 L
Shelterbelts (established)**	In the spring before buds open and weeds are less than 10 cm tall	1.82 L
<b>Pre-emergent applications</b>		
Corn: less than 2.0% OM	Apply before corn emerges. Must be tank mixed with Atrazine.	0.91 L
Corn: 2 - 5 % OM		1.31 L
Potatoes: less than 2.0% OM	Apply just before crop emerges or when tops are completely covered by hilling.	0.91 L
Potatoes: 2 - 5 % OM		1.82 L
<b>Banded Applications:</b> Lorox L can also applied in a narrow band directly over the row in a wide row crops Use cultivation for weed control in between the rows. For band application, use proportionately less product. For example, for 25 cm band on 75 cm row, use 1/3 of the broadcast rate.		

\* Do not spray over top of corn. \*\* Established shelterbelts consisting of American elm, boxelder, caragana, Colorado spruce, green ash, poplar, scotch pine, Siberian elm, white spruce, willow. Apply only on stock planted for at least one year as a directed spray under the trees and bushes.

\*\*\* Must be tank mixed with MCPA amine 500 when applying to wheat, oats and barley or MCPA K-salt when applying to wheat and barley.

## Weeds and Staging

Apply when annual broadleaf weeds are in 2 - 4 leaf stage and when green foxtail is in 1 - 3 leaf stage.

### When tank mixed with MCPA amine 500 in cereals, following weeds are controlled

Canada thistle	green foxtail*	ragweed	tartary buckwheat
chickweed	green smartweed	redroot pigweed	wild buckwheat
corn spurry	hemp-nettle	shepherd's-purse	
cow cockle	lady's-thumb	stinkweed	
flixweed	lamb's-quarters	stork's-bill	

\* Suppression

### Pre-emergent application and post emergent application in corn (directed applications and shelterbelts)

annual sow-thistle (seedlings)	goosefoot	prostrate pigweed	wild buckwheat
barnyard grass*	knotweed	purslane	wild radish**
common chickweed	kochia**	ragweed	wormseed mustard
common groundsel**	lamb's quarters	redroot pigweed	
corn spurry**	perennial sow-thistle**	shepherd's purse	
dandelion (seedlings)**	plantain (seedlings)**	smartweed	

\* Suppression \*\* Not registered with Lorox L

## Registered Tank Mixes

Tank mix partner	Lorox + tank mix partner rate	Additional weeds controlled
<b>Barley, oats and spring wheat, including durum (post-emergence)</b>		
MCPA amine 500	Lorox: 0.17 - 0.22 L + MCPA ester 0.34 - 0.45 L/acre	See above table on weeds controlled by Lorox + MCPA tank mixes.
MCPA K-salt 400	Lorox: 0.17 - 0.22 L + MCPA K-saltr: 0.4 - 0.57 L/acre	
<b>Corn (pre-emergence)</b>		
Atrazine	Less than 2.0 % OM: Atrazine: 0.15 - 2.5 L/acre 2 - 5 % OM: Atrazine: 0.15 - 2.5 L/acre	

## Application Information

**With:** Ground equipment. **Water Volume:** Cereals: 40 L/acre minimum. **Potatoes:** 120 L/acre. 90 - 135 L/acre

**Corn:** pre-emergent: 90 - 135 L/acre; post-emergent 70 - 140 L/acre.

**Lorox (cont'd)****Application Tips**

Do not use on sandy or coarse-textured soils, low in organic matter, as crop injury may result. Do not use when crops are under drought stress. Fruit trees: avoid contact with fruit, foliage and green bark with spray or drift as injury may result.

**How it Works**

A systemic herbicide absorbed by leaves and roots. Yellowing (chlorosis), stunting and finally death occurs 10 - 14 days after treatment.

**Expected Results**

**Weeds:** Yellowing starts 7 - 10 days after application. Effect greatest under excellent growing conditions.

Weed control will vary depending on species, time of application and growing conditions. **Crop:** A slight yellowing of crop, leaf tip and leaf margin burn may be seen 7 - 10 days after application. Crop recovers within 14 - 18 days. Crop injury can occur if applied during period of high heat.

**Restrictions**

**Rainfall:** Heavy rainfall within 2 hours may decrease activity. Pre-emergent treatment requires rainfall or irrigation for activation. Carrots, corn or potatoes may be severely injured if unusually heavy rains follow application. **Grazing:** Do not graze or cut for hay; there are not sufficient data available to support such use.

**Re-cropping:** Do not apply post-emergent corn treatment within 60 days of harvest. 25% carryover into next growing season if rates are 1.8 L/acre or higher

**Toxicity**

Low acute toxicity. Acute oral LD<sub>50</sub> (rats) = 3,600 mg/kg. Very toxic to fish. Non-toxic to bees.

**Storage**

**Lorox L:** Store in a heated area. Do not freeze as settling may occur. If frozen, thoroughly mix to resuspend.

# Luxxur

**Group 2****Formulation**

Product	Company	Active ingredient	Formulation	Container size
Luxxur A (PCP# 32458)	Bayer CropScience	Tribenuron methyl: 50%	WSG	1 x 243 g
Luxxur B (PCP# 31990)		Thiencarbazone-methyl: 10 g/L	Suspension concentrate	1 x 8 L

One case treats 40 acres

**Crops, Staging and Rates**

Crop	Stage	Rate
Spring wheat (including durum)	1 to 6 leaf, main stem to max. of 3 tillers, before first node can be felt in stem. Do not apply if there are >35 days between seeding and spraying under drought conditions.	Luxxur A: 6 g/acre + Luxxur B: 0.2 L/acre
Winter wheat (spring or fall application)	1 to 6 leaf, main stem before first node can be felt in stem. Do not apply if there are >35 days between seeding and spraying under drought conditions.	

Add ammonium sulphate on spring wheat only for improved weed control. Add 200 g active ammonium sulphate per acre (202 g/acre of 99% dry; 0.5 L/acre of 40% liquid or 0.4 L/acre of 49% solution) to the tank before adding other components.

DO NOT add ammonium sulphate to applications on durum wheat. For improved weed control in durum wheat, add either Agral 90 or AgSurf at 0.2 L per 100 L.



## Weeds and Staging

Grass weeds controlled from 1 to 6 main stem leaves and prior to the emergence of the 3rd tiller unless otherwise indicated:

barnyard grass foxtail (green and yellow) <sup>1</sup>	Japanese brome <sup>**</sup> , <sup>1</sup> Persian darnel <sup>1</sup>	volunteer canary seed* wild oats
---	--	-------------------------------------

Broadleaf weeds controlled at the 1 to 6 leaf stage unless otherwise indicated:

Canada thistle (15 cm) <sup>***</sup> cleavers (1 to 6 whorls) cow cockle (10 cm) dandelion hemp-nettle lamb's-quarters(10 cm) <sup>***</sup>	narrow-leaved-hawk's- beard (prior to bolting) pale smartweed perennial sow-thistle (15 cm) <sup>***</sup> pigweed, redroot	round-leaved mallow Russian thistle (up to 10 cm) <sup>1</sup> scentless chamomile (10 cm) shepherd's-purse stinkweed	volunteer canola (except Group 2 tolerant varieties) wild buckwheat wild mustard
--	--	---	---

\* Up to the emergence of the 2nd tiller \*\* Prior to tillering \*\*\* For control, the addition of an additive is required; see rates section for more information

## Registered Tank Mixes

Luxxur is not intended to be a stand alone product and should be accompanied with a non-registered tank mix partner.

**Bayer also supports the following mixes that are not on the Luxxur label. Apply mixes according to the most restrictive use limitations for either product:** Spring and durum wheat only: Curtail M, Frontline XL, Prestige, Stellar. All wheats: 2,4-D Ester (up to 6 oz), Buctril M, Infinity, Infinity FX, MCPA ester (up to 8 oz), OcTTain, Pixxaro, Paradigm, Thumper, Trophy.

## Application Information

**Water Volume:** Ground: 20 to 40 L/acre. Use higher water volumes for dense canopies. Aerial: Minimum 11.3 L/acre. Aerial: do not apply by air. DO NOT apply to crops or weeds that are stressed (frost, low fertility, drought or flooding, disease or insect damage) as crop injury or reduced weed control may result. Under drought conditions, DO NOT apply to spring or durum wheat if the time from seeding to spraying exceeds 35 days or if temperatures will be 3°C or lower within 3 days of application (before or after). Tribenuron (Luxxur A) can cause severe injury to sensitive crops at very low concentrations. Sprayers used to spray tribenuron should be flushed out immediately after use. Refer to "Method A" in the Sprayer Clean-out section on pages 15 to 16.

## How it Works

Thiencarbazone-methyl: Uptake is primarily via foliage and is transported to areas on new shoot growth where it inhibits the enzyme acetolactate synthase (ALS). Inhibition of this enzyme prevents protein production, which leads to gradual death of target weeds. Tribenuron methyl is absorbed by foliage and roots, inhibiting cell elongation.

## Restrictions

**Rainfall:** Within 4 to 6 hours of application may reduce control. **Re-entry:** DO NOT re-enter treated fields for 12 hours.

**Pre-harvest Intervals:** DO NOT harvest grain or straw within 60 days of application for spring and durum wheat or within 72 days of application to winter wheat. **Grazing:** Must not be grazed within 7 days or cut for livestock feed within 30 days of treatment. **Re-cropping:** Alfalfa, barley, canary seed, canola, chickpea, dry bean, field corn, flax, lentil, mustard, oat, pea, soybean, sunflower, timothy and wheat (durum, spring) may be seeded the year following application.

## Environmental Precautions

When using ground sprayers, leave a 1 metre buffer zone between shallow aquatic and terrestrial habitats and the treated area.

## Toxicity

Luxxur A: Acute oral LD<sub>50</sub> (rats) > 5,000 mg/kg eye irritant. Luxxur B: Acute oral LD<sub>50</sub> (rats) > 2,000 mg/kg. Eye and skin irritant.

## Storage

Store in a cool, dry place. Do not store below zero. Shake well before using.

# MCPA

Group 4

## Formulation

Product	Company	Active ingredient	Formulation	Container size
MCPA 600 amine (PCP# 31327)	IPCO	600 g/L	Solution	2 x 10 L jugs
MPower MCPA 500 amine (PCP# 30461)	NewAgco Inc	500 g/L	Solution	2 x 10 L, 115 L
MCPA 600 amine (PCP# 28384)	Nufarm	600 g/L	Solution	2 x 10 L jugs
MPower MCPA Ester 600 (PCP# 32912)	NewAgco Inc	500 g/L	Solution	2 x 10 L, 115 L, 500 L
MCPA amine 600 (PCP# 31432)	Loveland Products Canada	600 g/L	Solution	2 x 10 L
MCPA 500 ester (PCP# 30462)	NewAgco Inc.	500 g/L	Solution	2 x 10 L jugs
MCPA 600 ester (PCP# 27802)	IPCO	600 g/L	EC	2 x 10 L jugs, 115 L, 450 L
MCPA 600 ester (PCP# 27803)	Nufarm	600 g/L	EC	2 x 10 L jugs, 115 L, 500 L
MCPA 600 ester (PCP# 27804)	Loveland Products Canada	600 g/L	EC	2 x 10 L jugs, 115 L
Co-Op MCPA 600 ester (PCP# 29001)	Federated Co-operatives Ltd.	600 g/L	EC	2 x 10 L jugs, 115 L, 450 L
MCPA 300 Sodium salt (PCP# 20306)	IPCO	300 g/L	Solution	2 x 10 L jugs
MCPA 300 Sodium salt (PCP# 14718)	Nufarm	300 g/L	Solution	2 x 10 L jugs
MCPA 300 Sodium salt (PCP# 9858)	Loveland Products Canada	300 g/L	Solution	2 x 10 L jugs

## Crops, Staging and Rates

Crop	Stage	Rate
<b>Wheat (spring and durum), barley, spring rye, oats, all not underseeded to legumes</b>	From the 3-leaf expanded to the early flag-leaf (shot blade) stage	500 amine: 0.45 L/acre 600 amine or ester: 0.42 L/acre; MCPA ester 600 only - up to 0.42 L/acre (up to 0.36 L/acre for oats). Total in-crop application should not exceed 0.42 L/acre (0.36 L/acre for oats, 600 g/L formulation).
<b>Winter wheat (WW) and fall rye (FR)</b>	Spring: from the time growth commences until flag leaf stage	500 amine: 0.45 L/acre 600 ester: 0.42 L/acre 400 K salt: WW 0.61 L/acre, FR: 0.40 L/acre 300 Na salt: 0.81 L/acre
<b>Flax (excluding solin)</b>	5 cm in height to pre-bud stage. Apply at 5 - 10 cm in height for maximum crop tolerance	500 amine: 0.4 L/acre 600 amine: 0.34 L/acre; 600 ester: 0.28 L/acre 400 K salt: 0.65 L/acre 300 Na salt: 0.71 L/acre
<b>Corn</b>	As a broadcast spray up to 15 - 18 cm tall or 6-leaf stage. Directed spray using drop nozzles: up to 3 wks. before tasseling	500 amine or ester: 0.45 L/acre 600 amine only: 0.37 L/acre 400 K salt: 0.51 L/acre 300 Na salt: 0.61 L/acre
<b>Peas (field and canning)</b>	Vine 10 - 18 cm long. For short stature determinate varieties apply at the early stage within this range	500 amine: 0.135 - 0.22 L/acre 600 amine only: 0.17 L/acre 400 K salt: not registered 300 Na salt: 0.36 L/acre
<b>Forages (established)</b>	Apply in the spring up to the shot blade stage	500 amine only: 0.45 L/acre

Crop	Stage	Rate	
Seedling forage (not for grass production)	From the 3 leaf to early flag leaf	500 amine only: 0.45 L/acre	
Pasture, rangeland, turf	Spring or fall	500 amine or ester: 1.41 L/acre	600 amine: 1.41 L/acre; 600 ester: 1.13 L/acre
Red clover (seedling and established)	Seedling: 1 - 3 trifoliolate stage Established: breaking of dormancy in the spring up to 7.5 cm	500 amine: 0.23 L/acre 600 amine only: 0.19 L/acre	400 K salt: not registered 300 Na salt: 0.36 L/acre
Cereals underseeded to alfalfa (not Flemish)	Apply when alfalfa is in the 1 - 3 trifoliolate stage	500 amine: 0.23 L/acre 600 amine only: 0.19 L/acre	400 K salt: not registered 300 Na salt: 0.4 L/acre
Cereals underseeded to alsike, ladino and red clover	Apply when clover is in the 1 - 3 trifoliolate stage	500 amine: 0.28 L/acre 600 amine or ester: not registered	400 K salt: not registered 300 Na salt: 0.4 L/acre
Fairways and lawns	Apply early in the summer	500 amine: 0.4 - 1.0 L/acre 600 amine or ester: not registered	400 K salt: not registered 300 Na salt: 0.4 L/acre

### Weeds, Rates and Staging

Apply when weeds are in 2 - 4 leaf stage. Use lower rate when weeds are small and growing conditions are good; use higher rate when weeds are in dry or cool conditions or under heavy infestation.

Weed listing and rate range for individual formulations may differ slightly; please consult the product label for specific weed controlled and rates for each formulation.

Susceptible weeds	Harder to control weeds	Top growth control only	
MCPA Amine 500: 0.28 - 0.45 L/acre MCPA Ester and amine 600: 0.24 - 0.36 L/acre MCPA 400 K: 0.61 - 0.67 L/acre MCPA 300 Na: 0.5 - 0.81 L/acre	MCPA amine 500: 0.45 - 0.71 L/acre MCPA amine and ester 600: 0.42 - 0.61 L/acre MCPA 400 K: 0.71 - 0.81 L/acre MCPA 300 Na: 0.81 - 1.1 L/acre	MCPA amine 500: 0.45 - 0.71 L/acre MCPA amine and ester 600: 0.42 - 0.61 L/acre MCPA 400 K: 0.71 - 0.81 L/acre MCPA 300 Na: 0.81 - 1.1 L/acre	
bluebur burdock (before 4 leaf stage) cocklebur common plantain flixweed (seedlings) Indian mustard lamb's-quarters prickly lettuce ragweed Russian pigweed shepherd's-purse stinkweed vetch wild radish wild mustard wormseed mustard wild sunflower	<b>Weeds listed under susceptible plus</b> annual sow-thistle biennial wormwood common chickweed curled dock (before the 4-leaf stage) daisy fleabane dandelion goat's-beard hairy galinsoga hawkweed heal-all hempnettle (before the 4-leaf stage) knotweed (before the 4-leaf stage)	mouse-eared chickweed oak-leaved goosefoot peppergrass pineapple weed, plantain purslane redroot pigweed sheep sorrel smartweed stinging nettle tansy mustard wild radish, yellow rocket (before the 4-leaf stage)	blue lettuce Canada thistle corn spurry chicory dog mustard field bindweed field horsetail gumweed hedge bindweed hoary cress lady's-thumb leafy spurge perennial sow-thistle Russian knapweed Russian thistle smartweed tartary buckwheat teasel wild buckwheat wormwood

### Registered Tank Mixes

#### Barley

MCPA 500 amine (400 mL/acre) + Squadron/Tricor (111 - 202 mL/acre)

MCPA 500 amine (344 mL/acre) + Engenia (74 mL/acre)

MCPA K-salt (404 mL/acre) + Engenia (74 mL/acre)

MCPA K-salt (270 - 550 mL/acre) + Pardner (404 mL/acre)

**MCPA (cont'd)****Wheat**

MCPA 500 amine (400 mL/acre) + Squadron/Tricor (111 - 172 mL/acre)

MCPA 500 amine (344 mL/acre) + Engenia (74 mL/acre)

MCPA K-salt (404 mL/acre) + 117 mL/acre)

MCPA K-salt (270 - 550 mL/acre) + Pardner (404 mL/acre). Note: Do not exceed 270 mL/acre rate of MCPA K-salt in winter wheat using this tank mixture.

**Oats**

MCPA K-salt (270 - 550 mL/acre) + Pardner (404 mL/acre)

**Cereals underseeded to alfalfa and bird's-foot trefoil**

MCPA 500 amine (28 mL/acre) + Embutox (505 mL/acre)

**Application Information**

**How to Apply:** Ground and air. **Water Volume:** Cereals, flax, pastures, forage grasses: 40 L/acre; Peas: minimum of 61 L/acre; Pasture, rangeland and turf: 180 L/acre; Cereals underseeded to legumes: 61 - 81 L/acre.

**Application Tips**

Best weed control occurs when daytime temperatures are above 21°C and nighttime temperatures are at 10°C. Do not spray when air temperature is above 27°C. Extremely hard water may reduce performance. When applying to flax under hot and humid conditions, some crop injury and delay in maturity may result. Spraying in the evening and/or increased volumes of water (40 or more L/acre) may reduce the risk of flax injury.

**How it Works**

A systemic, absorbed by leaf and stem surfaces and translocated to the actively growing regions. MCPA disrupts cell division, causing abnormal growth response, thereby affecting respiration and food reserves.

**Expected Results**

Weeds start to twist between 2 - 20 days after spraying, depending on weather conditions, formulation and nature of weeds. Following the twisting and bending, plants will turn brown, and then die. Only emerged weeds will be controlled.

**Restrictions**

**Effect of Rainfall:** Rain within 6 hrs of MCPA Na salt, or MCPA K-salt, 4 hrs of MCPA amine, and 2 hrs of MCPA ester application will decrease weed control. **Grazing:** Do not graze or cut for green feed until 7 days after spraying. **Re-cropping:** No restrictions the year after application.

**Environmental Precautions**

MCPA is toxic to aquatic organisms and non-target terrestrial plants and can readily leach in the soil.

**Toxicity**

Moderate acute mammalian toxicity.

**Storage**

If frozen, warm to 5°C and mix well before using.

# Mecoprop

**Group 4****Formulation**

Product	Company	Active ingredient	Formulation	Container size
Mecoprop - P (PCP# 27891)	Loveland Products Canada	Mecoprop: 150 g/L	Liquid	10 L

**Crops, Staging and Rates**

**Rate:** small weeds (seedlings) - 2.2 L/acre. Mature weeds: 3.4 L/acre.

Crop	Staging	Remarks
Barley, oats and wheat	3-leaf expanded stage until the early flag leaf (shot-blade)	Apply under good growing conditions. Do not spray on grain underseeded with legumes.

**Weeds and Staging****In barley, oats and wheat**

Apply to weeds from 2 - 4 leaf stage

black medick	cleavers	plantain	volunteer clover
Canada thistle (top growth only)	corn spurry	plantain	wild mustard
chickweed	lamb's quarters		

**Application Information**

**With:** Ground equipment only. Do not apply by air.

**Water Volume:** Cereals: 80 - 120 L/acre.

**Application Tips**

Recommended water volume is essential for optimum weed control. Cold weather and drought may cause a delay in weed control action.

**How it Works**

A systemic that disrupts the plant's translocation system causing the accumulation of plant food in the shoots and subsequent starvation of the roots.

**Expected Results**

**Weeds:** Leaf curling and stem twisting should be visible within 4 - 5 days after spraying. Weeds should be dead within 3 - 4 weeks of application. **Crop:** Deformed heads, missing florets and twisted awns could result if recommendations are not followed or if crop is under stress conditions.

**Restrictions**

**Rainfall:** Rain within 4 - 6 hours will reduce effectiveness. **Grazing:** Do not graze or feed treated crops to livestock.

**Re-cropping:** No restrictions.

**Environmental Precautions**

**Leaching:** Readily leached from soil. In dry soils, it has a longer residual.

**Toxicity**

Moderate oral toxicity. Acute oral LD<sub>50</sub> (rats): 650 mg/kg.

**Storage**

Store above 0°C. If stored for 1 year or longer, shake well before using.

# Momentum

Group 4

**Formulation**

Product	Company	Active ingredient	Formulation	Container size
Momentum (PCP# 30456)	Loveland Products	Clopyralid: 90 g/L + fluroxypyr: 90 g/L	Emulsifiable concentrate	8.99 L jug, 108 L

Each jug of Momentum covers 20 acres.

**Momentum (cont'd)****Crops, Staging and Rates**

Crop	Staging	Rate
Spring wheat, durum wheat and spring barley	Apply to the crop from 3 leaf to just before the flag leaf	450 mL/acre

**Weeds and Staging**

Momentum by itself controls a limited number of broadleaf weeds.

Weeds controlled	Weeds suppressed
Canada thistle* cleavers (1 - 4 whorl) kochia (2 - 8 leaf)	volunteer flax (1 - 12 cm) wild buckwheat (1 - 4 leaf) storks' bill (1 - 8 leaf)

\* Season-long control with some regrowth in the fall. Apply from 10 cm to pre-bud stage.

Momentum should **ALWAYS** be applied with a broadleaf tank mix partner. There are two rates of MCPA Ester registered for use. Refer to the MCPA label for weed staging:

**Low rate of MCPA: (MCPA Ester 600 – 250 mL/acre)**

Weeds listed for Momentum PLUS:

burdock	mustards (except dog & tansy)	stinkweed*
cocklebur	plantain**	vetch
field horsetail**	prickly lettuce	volunteer sunflower
flixweed* (2 - 4 leaf)	ragweed	wild radish
lamb's quarters	shepherd's purse*	wild (annual) sunflower

**High rate of MCPA: (MCPA Ester 600 – 375 mL/acre)**

Weeds listed above PLUS:

common groundsel	scentless chamomile (2-4 leaf)	tartary buckwheat
dandelion*	smartweed	volunteer canola
redroot pigweed	sow thistle (annual)	wild buckwheat
Russian pigweed	sow thistle (perennial)**	

\* Spring rosettes only \*\* Top growth only

**Registered Tank Mixes**

Tank mix partner	Crops	Tank mix partner rate per acre	Weeds controlled
<b>Axial 100EC</b>	Spring wheat, barley	40 acres per case	Wild oats, green foxtail, yellow foxtail, barnyard grass, proso millet, volunteer canary seed, tame oats
<b>Foothills NG Horizon NG</b>	Spring wheat, durum wheat	20 acres per jug	Wild oats, green and yellow foxtail, volunteer (tame) oats, barnyard grass, volunteer canary seed
<b>Marengo* Liquid Achieve*</b>	Spring wheat, durum wheat, barley	40 acres per case or jug	Wild oats, green foxtail, yellow foxtail, barnyard grass, Persian dandel, volunteer oats
<b>Simplicity</b>	Spring wheat, durum wheat	40 acres per jug	Wild oats, yellow foxtail, green foxtail (suppression), Japanese brome, downy brome*, barnyard grass, chickweed, hemp nettle, redroot pigweed, smartweed, volunteer canola (excluding Group 2 tolerant)
<b>Traxos</b>	Spring wheat, durum wheat	20 acres per jug	Wild oats, green and yellow foxtail, barnyard grass, volunteer (tame) oats, volunteer canary seed, Persian dandel, proso millet
<b>Puma Advance</b>	Spring wheat, durum wheat, barley	Puma Advance - 20 acres/jug	Wild oats, green foxtail, yellow foxtail, barnyard grass

Loveland also supports Momentum with 2,4-D Ester and Refine SG. Apply mixes according to the most restrictive use limitations for either product. For more detailed instructions, please contact your local Loveland.

\* Surfactant must be purchased when using Liquid Achieve. Marengo contains enough Turbocharge for 5 gallons of water per acre water rate.

## Application Information

**With:** Ground equipment only. **Water Volume:** 10 gallons/acre (recommended).

## Mixing Instructions

Grass tank mix partner	Step 1	Step 2	Step 3	Step 4
No Grass Tank Mix	Momentum	MCPA Ester		
Axial 100EC	Momentum	MCPA Ester	Axial	Adigor
Foothills NG Horizon NG	Momentum	MCPA Ester	Foothills/Horizon NG	
Marengo Liquid Achieve	Marengo/ Liquid Achieve	Momentum	MCPA Ester	Turbocharge
Simplicity	Water Conditioner	Simplicity	Momentum	MCPA Ester
Traxos	Momentum	MCPA Ester	Traxos	

Grass product	Tank mix instructions: Momentum must always be tank mixed with one broadleaf product. If also with a grass product, follow the order below. For example for Simplicity, Momentum and MCPA, follow the steps chronologically, skipping the unwanted products: steps 1,2,4 and 5,					Comments
	Step 1	Step 2	Step 3	Step 4	Step 5	
No grass product	Refine SG	Momentum	MCPA Ester or 2,4-D Ester			
Assert	Refine SG	pH Adjuster	Assert	Momentum	MCPA Ester or 2,4-D Ester	
Axial	Refine SG	Momentum	MCPA Ester	Axial	Adigor	Do not mix Axial with 2,4-D
Foothills NG/ Horizon NG	Refine SG	Momentum	MCPA Ester or 2,4-D Ester	Foothills NG/ Horizon NG		
Marengo/Liquid Achieve		Marengo/Liquid Achieve	Momentum	MCPA Ester or 2,4-D Ester	Turbocharge	Tralkoxydim does not mix with Refine SG
Simplicity	Water Conditioner	Simplicity	Refine SG	Momentum	MCPA Ester or 2,4-D Ester	
Traxos	Refine SG	Momentum	MCPA Ester	Traxos		Do not mix Traxos with 2,4-D.
Puma Advance	Momentum	MCPA Ester or 2,4-D Ester	Puma Advance			Do not mix with Refine SG
Varro	Refine SG	Varro	Momentum	MCPA Ester or 2,4-D Ester		

## Application Tips

Best results are obtained when Momentum is applied to actively growing weeds in the seedling stage and when Canada thistle is between 10 cm and up to but not including the early bud stage. Poor weed control may result under cool or dry conditions. Recommended boom height must be 60 cm or less above the crop or ground.

## How it Works

Momentum is comprised of chemistries from the Group 4 herbicide group. When applied, it will move within the plant to control exposed and underground plant tissue. It mimics naturally occurring plant hormones and controls weeds by disrupting normal plant growth patterns. Symptoms include twisting of stems and swollen nodes.

**Momentum (cont'd)****Expected Results**

Weeds will start to twist shortly after being sprayed. The plants will continue to twist and bend, stop growing and eventually turn brown and die. When applied to more difficult to control weeds such as Canada thistle and wild buckwheat, the plants will stop growing but change colour more to a dark green and then yellow. Death may not occur for 14 - 21 days.

**Restrictions**

**Rainfall:** Do not apply if rain is expected within 6 hours. **Grazing:** Livestock may graze on treated crops 3 days following application. However, review all chemistries in the tank mix: follow the most restrictive label for determining when livestock can be grazed on treated crop. **Harvest:** Do not harvest the treated crop within 60 days after application. **Re-cropping:** Fields previously treated with Momentum can be seeded the following year to wheat, barley, oats and rye (not underseeded to forage legumes, clover or alfalfa), canola, flax, mustard, field peas, or fields can be summerfallowed. Seed only those crops listed in the year following treatment.

**Note:** do not seed field peas for at least 10 months following treatment. Very dry soil conditions following application can result in a risk of injury to field peas grown in rotation. If severe drought conditions are experienced during the months of June to August inclusive in the year of application, delay seeding field peas an additional 12 months (total 22 months following application). Contact the local Loveland Products representative or retailer for more information before seeding field peas following drought conditions in the previous year.

**Environmental Precautions**

Avoid contamination of aquatic systems during application as Momentum contains petroleum distillate, which is moderately to highly toxic to aquatic organisms. Observe buffer zones as outlined on the label.

**Toxicity**

Low acute toxicity. Ingested or dermal contact. LD<sub>50</sub> (rats) > 5,000 mg/kg. May cause moderate eye irritation and slight corneal injury. Brief contact may cause slight skin irritation with local redness. May cause drying and flaking of the skin. Prolonged contact may cause skin irritation with local redness.

**Storage**

Store at temperatures above freezing. If product is frozen, bring to room temperature and agitate before use.

# MPower BattleFront CM

**Group 2, 4****Formulation**

Product	Company	Active ingredient	Formulation	Container size
MPower Clobber M (PCP# 33114, 32912)	New Agco Inc.	Clopyralid: 360 g/L	Emulsifiable concentrate	3.35 L
		MCPA ester: 600 g/L		11.25 L
MPower BattleFront (PCP# 33003)		Florasulam: 50 g/L	Suspension	1.6 L

**Crops, Staging and Rates**

Crop	Staging	Rate
Barley, oats	2 - 6 leaf.	BattleFront: 40 mL/acre Clobber: 84 mL/acre MCPA: 281 mL/acre
Spring wheat (including durum)		
Forage grasses (seedling and established for seed production): fescue (chewing, creeping red, hard)*, wheat grass (crested and intermediate, tall)*, brome grass (smooth, meadow and hybrid)*, perennial rye grass*, timothy*	No less than 3 leaf stage.	

\*Minor Use Registration. Corteva assumes no responsibility for performance or crop safety.



## Weeds and Staging

**Annual broadleaf weeds:** Apply at 1 - 4 leaf stage, unless otherwise stated.

**Canada thistle and perennial sow thistle:** Apply after all thistles have emerged and when the majority are in the rosette to pre-bud stage.

annual sow thistle	dandelions (spring seedlings and over-wintered 15 cm)*	perennial sow thistle (top growth control)	stinkweed
Canada thistle		redroot pigweed	stork's-bill
chickweed	flixweed (spring seedlings only)	shepherd's purse	volunteer canola (all varieties)
cleavers	hemp-nettle	smartweed	wild mustard
	lamb's-quarters		wild buckwheat

\* Suppresses dandelions greater than 15 cm across and mature plants

## Registered Tank Mixes

Tank mix partner	Tank mix rate	Adjuvant	Additional weeds controlled
<b>Barley, spring wheat (including durum)</b>			
<b>Assert 300 SC</b>	647 mL/acre	Acidulate: 2.5 kg/10.8 L of Assert	Wild oat.
<b>Barley and spring wheat (excluding durum)</b>			
<b>Axial</b>	500 mL/acre		Wild oats and green foxtail.
<b>Spring wheat (including durum)</b>			
<b>Everest 3.0/Sierra</b>	14.6 - 29.1 mL/acre	Ag-Surf or Agral 90: 0.25 % v/v	Barnyard grass, green foxtail, yellow foxtail, proso millet, volunteer canary seed, wild oats.

## Application Information

**How to Apply:** Apply with ground equipment only. Do not apply by air. **Water Volume:** 40 L/acre.

## Mixing Instructions

Use mixing instructions “b” on page 13. Add A first, then B.

## Application Tips

Do not apply to crops underseeded to legumes. Weeds hardened off by cold weather or drought stress may not be adequately controlled or suppressed and regrowth may occur. For best results, ensure adequate spray coverage of the target weeds.

## How it Works

BattleFront CM tank mix is a combination of Group 2 and Group 4 herbicides. Group 2 herbicides inhibit the production of the ALS enzyme in plants. This enzyme is essential for the production of certain amino acids that are essential for plant growth. Group 4 herbicides are synthetic auxins, which act at multiple sites in the plant to disrupt hormone balance and protein synthesis and thereby cause a variety of plant growth abnormalities.

## Expected Results

The weeds susceptible to florasulam will stop growing almost immediately. The weeds turn yellow or reddish. Symptoms such as yellowing and red coloration may not be noticeable for 1 - 2 weeks. Twisting of stems may also be observed on weeds sensitive to Curtail M. Warm, moist conditions, small weed size and a competitive crop will optimize weed control provided by MP Battlefront CM.

## Restrictions:

**Rainfall:** Do not apply if rainfall is expected within 6 hours. **Grazing:** Do not permit any **Grazing** within 7 days after application. Do not harvest forage or cut hay within 7 days after application. Withdraw meat animals from treated fields at least 3 days before slaughter. **Pre-harvest Intervals:** Do not harvest the treated crop within 60 days after application. **Re-cropping:** Fields previously treated with MP Battlefront CM herbicide can be seeded the following year to barley, canola, field peas, oats, or wheat, corn, flax, and mustard (brown, oriental, and yellow) or fields can be summerfallowed. Seed only those crops listed above in the year following treatment. Very dry soil conditions following application can result in a risk of injury to field peas grown in rotation. If severe drought conditions are experienced during the months of June to August inclusive in the year of application, delay seeding field peas an additional 12 months (total 22 months following application).

**MPower BattleFront CM (cont'd)****Environmental Precautions**

BattleFront is highly toxic to aquatic organisms on an acute basis. It is slightly toxic to birds. A buffer zone of 30 metres is required between the application area and sensitive areas.

**Toxicity**

BattleFront has extremely low acute toxicity. Acute LD<sub>50</sub> => 5,000 mg/kg. MP Battlefront/Clobber M (Clopyralid and MCPA) has low acute toxicity. Acute LD<sub>50</sub> rats => 2,000 mg/kg. MCPA has moderate acute toxicity. Acute LD<sub>50</sub> of technical = (700 - 800 mg/kg).

**Storage**

Store in a dry, heated storage. If products are frozen, bring to room temperature and agitate before use.

# MPower Boa iQ

**Group 1, 6****Formulation**

Product	Company	Active ingredient	Formulation	Container size
<b>MPower Boa iQ a co-pack of MPower Boa (PCP# 33011) + MPower Quiz (PCP# 33481)</b>	NewAgco Inc	Bentazon 480 g/L	Solution	2 x 9.1 L
		Quizalofop: 96 g/L	Emulsifiable concentrate	6 L

Note: This product requires Assassin or Merge surfactant which is sold separately.

**Crops, Staging and Rates**

Crop	Staging	Rates
<b>Dry beans</b>	After the first trifoliolate	Bentazon: 0.91 L/acre Quizalofop: 0.3 L/acre Assassin or Merge surfactant: 2 L/1000 L of water
<b>Fababeans</b>	A least 10 cm tall or after the 2 - 3 leaf stage	
<b>Field peas</b>	3 node to flowering	
<b>Soybean</b>	All stages	

**Weeds, Rates and Staging****Broadleaf weed – 2 – 4 inches unless stated otherwise. Rate is 0.91 L/acre**

bird rape	common groundsel	lamb's-quarters (0.5 – 1 in.)	shepherd's purse (4 – 10 in.)
buttercup	common ragweed (1 – 2 in.)	low cudweed (1-2 in.)	stinkweed (2 – 6 in.)
cleavers (1.5 – 3 in.)	corn spurry	purslane (1-2 in.)	volunteer canola (1 – 6 in.)
cocklebur (7-12 in.)	giant ragweed ( 2 – 6 in.)	redroot pigweed <sup>1</sup>	wild mustard (5 -10 in.)
chickweed (1 – 3 wks. post emergence)	jimsonweed (2-6 in.)	Russian thistle (1-3 in.)	wild radish (1-2 in.)
	lady's-thumb (3-8in.)		

**Grassy weeds<sup>1</sup>: 2 leaf to early tillering unless otherwise noted. Rate of MPower Quiz - 0.3 L/acre**

barnyard grass	foxtail barley( spring seedlings)	proso millet	volunteer cereals
green foxtail	max.3 - 4 leaf + 2 tillers)	quackgrass (spring seedlings, 2 - 6 leaf)	volunteer corn (2 - 6 leaf)
fall panicum	Japanese brome (spring seedlings 2 - 5 leaf)	wild oats (1 – 5 leaf, up to 2 tillers)	yellow foxtail
	old witchgrass		

Note: Weeds must be small and actively growing to be controlled.

<sup>1</sup> Group 2 resistant grassy weeds will not be controlled

**Application Information**

**Water Volume:** minimum 10 gallons/acre (40 L/acre).

**Application Tips**

Optimal control occurs when weeds are actively growing. Do not apply to crops that have been stressed as crop injury may result.

**How it Works**

Bentazon component is a contact herbicide that interferes with photosynthesis, Quizalofop component is a systemic herbicide that is absorbed and translocates to the root system and growing points.

**Expected Results**

Weeds initially discolor and turn brown within several weeks, depending on conditions. Temperatures below 5°C will prevent optimum herbicide performance. Poor broadleaf control can occur if weeds are past the 4-leaf stage or if spray coverage and/or crop competition is poor.

**Restrictions**

**Rainfall:** Rainfall within 6 hours may reduce activity. **Grazing:** Do not graze treated fields or cut treated forage for silage or hay. There is no data to support this use. **Re-cropping:** All crops may be grown the year following application.

**Environmental Precautions**

Bentazon component is toxic to non-target terrestrial plants and to aquatic organisms, including fish. DO NOT apply directly to freshwater habitats. DO NOT contaminate irrigation or drinking water supplies or aquatic habitats by cleaning of equipment or disposal of wastes. Leave a 15 m buffer between treated areas and sensitive habitats.

**Leaching:** The use of this product may result in contamination of groundwater, particularly in areas where soils are permeable (e.g. sandy soil) or the water table is shallow. **Re-entry:** 12 hours

**Toxicity**

Bentazon: Low mammalian toxicity. Acute oral LD<sub>50</sub> (rats) = 2,063 mg/kg. Quizalofop: Low mammalian toxicity. Acute oral LD<sub>50</sub> (rats) = > 5,000 mg/kg.

**Storage**

Store in heated storage; if product is frozen, warm to room temperature and agitate prior to use.

# MPower Foxy CRX Herbicide

Group 2, 4

**Formulation**

Product	Company	Active ingredient	Formulation	Container size
MP Foxy CRX a co-pack of MP Foxy (PCP# 32952) +	NewAgco Inc	Fluroxypyr 180 g/L	Emulsifiable concentrate	9.6 L
MP Clobber (PCP #33114) +		Clopyralid 360 g/L	Emulsifiable concentrate	4.5 L
MP RX (PCP# 33520)		Thifensulfuron 50% + tribenuron 25%	Wettable dry granules	320 g

**Crops, Staging and Rates**

Crop	Stage	Rates
Spring wheat, durum wheat, barley	3 leaf – flag leaf	MP Foxy: 0.24 L/acre + MP Clobber: 0.112 L/acre + MP RX: 8 g/acre

## MPower Foxy CRX Herbicide (cont'd)

### Weeds, Rates and Staging

All weeds less than 10 cm tall unless otherwise indicated.

ball mustard	flixweed	redroot pigweed	stork's-bill <sup>1</sup> (2 - 6 leaf)
Canada thistle <sup>1</sup>	green smartweed	round-leaved mallow <sup>1</sup>	tartary buckwheat
chickweed <sup>2</sup> (1 - 6 leaf)	hemp-nettle	Russian thistle	volunteer canola <sup>3,4</sup>
cleavers <sup>3</sup>	kochia <sup>3</sup> (up to 8 leaf)	scentless chamomile <sup>1</sup>	volunteer flax(1 - 12 cm)
common groundsel	lady's-thumb	shepherd's purse	volunteer sunflower
corn spurry	lamb's-quarters	stinkweed	wild buckwheat
cow cockle	narrow-leaved hawk'sbeard	sow thistle <sup>1</sup>	(cotyledon-3 leaf)
			wild mustard

Note: <sup>1</sup> Suppression <sup>2</sup> Apply when chickweed is small and actively growing, but before canopy prevents thorough coverage.

<sup>3</sup> Including Group 2 resistant biotypes <sup>4</sup> Addition of MPCA is required to control Group 2 tolerant canola, see label for recommended rates.

### Supported Tank Mixes

MPower® MCPA Ester @190 mL/acre, MPower Aurora, MPower HellCat, Axial, Everest, Simplicity, Traxos

### Application Information

Ground equipment only. **Water Volume:** 5 - 10 US gallons/acre (20 - 40 L/acre)

### Application Tips

Ensure thorough spray coverage of target weeds and use higher water volumes with dense crop canopy and/or large weeds. If application is stopped prior to completion, re-suspend spray solution by full agitation prior to commencing spraying again. Product will degrade if left in the sprayer for more than 24 hours after mixing. Frost 3 days before or 3 days after application may reduce weed control and crop tolerance.

### How it Works

Foxy CRX is a combination of 3 systemic herbicides. Typical symptoms (discoloration, twisting of stems) of dying weeds may not be visible for several days to 2 weeks after application, depending on growing conditions.

### Expected Results

Complete control of weeds may take 3 - 4 weeks. When weeds are stressed, control can be reduced or delayed since weeds are not actively growing. Do not make applications to weeds stressed longer than 20 days due to lack of moisture as unsatisfactory control can result. Application to crops that are stressed by severe weather conditions, frost, low fertility, water-logged soil (soil at or near field capacity), disease or insect damage may result in crop injury.

### Restrictions

**Rainfall:** Rainfall within 4 hours may reduce weed control. **Re-entry:** Do not re-enter treated fields for 12 hours after application. **Grazing:** Livestock may graze treated areas 7 days after application. Withdraw meat animals from treated areas at least 3 days before slaughter. Allow 7 days after application before cutting hay or harvesting forage. Mature crops may be harvested 60 days after application. **Re-cropping:** 1 year after application: wheat, barley, canola, rye, sugar beets, flax, mustard, oats, peas or summerfallow. Very dry soil conditions after application can result in risk of injury to peas the following year. For pea rotation, rainfall from June 1 to August 31 in the year of application must be greater than 140 mm (5.5. inches) and annual rainfall must be greater than 175 mm (6.9 inches). Contact NewAgco for further information.

### Environmental Precautions

Some of the components in this product are highly toxic to non-target terrestrial plants and aquatic organisms. Avoid contamination of aquatic systems during application and observe buffer zones specified on the component labels. **Runoff and Leaching:** Do not apply to irrigated land where tail water will be used to irrigate cropland. Do not contaminate irrigation water. Do not use on highly variable soils that have large gravelly or sandy areas, eroded knolls, or calcium deposits.

### Toxicity

Foxy: Very low mammalian toxicity. Acute oral LD<sub>50</sub> (rats) = >2,000 mg/kg.

Clobber: Very low mammalian toxicity. Acute oral LD<sub>50</sub> (rats) = >2,000 mg/kg.

MP RX: Very low mammalian toxicity. Acute oral LD<sub>50</sub> (rats) = >5,000 mg/kg.

### Storage:

Do not freeze. If product is frozen, bring to room temperature and agitate before use.

# Mpower Good Harvest/Advantage Glyphosate-ammonium 150

Group 10

## Formulation

Product	Company	Active ingredient	Formulation	Container size
Mpower Good Harvest (PCP# 30761)	NewAgco Inc	Glufosinate-ammonium: 150 g/L	Solution	2 x 10.8 L, 108 L, 1000 L
Advantage Glufosinate-ammonium 150 (PCP# 33472)	Sharda Cropchem Ltd.			

## Crops, Staging and Rates

Used only for pre-harvest desiccation in the following crops; not to be used for seed purposes.

Crop	Stage	Rates
Lentil	40 - 60% pod colour change, (yellow to brown)	0.81 - 1.09 L/acre. Heavier rate for dense crop canopy or heavy weeds.
Potatoes	14 - 21 days before harvest	1.21 L/acre
Alfalfa (for seed)	50 - 75% pod colour change	1.09 L/acre

## Weeds, Rates and Staging

As a contact herbicide, this product affects most weed species, but thorough coverage is essential to getting complete drydown.

## Registered Tank Mixes

No registered tank mixes.

## Application Information

**How to apply:** Apply with ground equipment or aircraft for Mpower Good Harvest. **Water Volume:** Ground application: Minimum of 45 L/acre of water. **Air:** Minimum of 22 L/acre of water.

## Application Tips

For best results, apply to emerged, young actively growing weeds. Weeds that emerge after application will not be controlled. When a rate range is given, the higher rate should be used: (1) when weed or crop growth is dense, (2) when the weeds are large and/or mature - i.e. advanced leaf stages and plant height and (3) when environmental conditions are cool and dry.

## How it Works

Mpower Good Harvest is a harvest aid and desiccant and works primarily as a contact herbicide. Thorough coverage of the weeds to be controlled is essential. Absorbed by all leaf and stem surfaces, it interferes with plants' ability to detoxify ammonia. The speed of action of glyphosate ammonium is influenced by environmental factors. At cool temperatures (below 10°C), poor moisture and low humidity, speed of action may be reduced.

## Expected Results

Generally, visual symptoms appear 2 - 4 days after application.

## Restrictions

**Rainfall:** If rainfall occurs within 4 hours of application, effectiveness may be reduced. **Grazing:** Do not graze the treated crop or cut for hay; sufficient data are not available to support such use. **Re-entry:** Do not re-enter treated areas for 24 hours after application without protective clothing as for spraying. **Re-cropping:** There are no cropping or rotational restrictions after application.

**MPOWER Good Harvest/Advantage Glufosinate-ammonium 150 (cont'd)****Environmental Precautions**

Highly toxic to aquatic organisms and non-target terrestrial plants. Do not contaminate surface or ground water. Do not apply within 15 metres of environmentally sensitive areas.

**Toxicity**

Acute oral LD<sub>50</sub> (rats) = 2,000 mg/kg. No allergic potential.

**Storage**

Do not store below freezing. If stored for one year or longer, shake well before using.

# MPOWER Ninja Master

**Groups 1, 2****Formulation**

Product	Company	Active ingredient	Formulation	Container size
Ninja Master a co-pack of MP Ninja (PCP# 32995) + MP Independence (PCP# 32851)	NewAgco Inc	Imazamox 35% + Imazethapyr 35%	Water dispersible granules	2 x 692 g
		Clethodim: 240 g/L	Emulsifiable concentrate	6 L

Note: MPOWER Ninja Master requires a surfactant. **Assassin or Merge surfactant is sold separately.**

**Crops, Staging and Rates**

Crop	Stage	Rates
Field peas	1 – 6 true leaf	17.3 g/acre Imazamox + Imazethapyr, 0.15 L/acre clethodim. Requires Assassin or Merge surfactant at 5 L/1000 L spray solution.

**Weeds, Rates and Staging****Broadleaf weeds - all weed cotyledon to 4-leaf stage unless otherwise noted.**

chickweed <sup>1,2</sup>	hemp-nettle <sup>2</sup>	shepherd's-purse <sup>2</sup>	volunteer canola <sup>3</sup>
cleavers <sup>1,2</sup>	kochia <sup>1,2</sup>	stinkweed <sup>2</sup>	volunteer tame mustard
flixweed	lamb's-quarters <sup>1</sup>	stork's-bill	wild buckwheat
green smartweed	redroot pigweed		

Note: <sup>1</sup>Suppression <sup>2</sup>Not including group 2 resistant biotypes <sup>3</sup>Not including Group 2 tolerant varieties <sup>4</sup>Not including Group 1 resistant biotypes

**Grassy weeds: 2 – 6 leaf stage unless noted otherwise.**

crabgrass (large and smooth)	quackgrass <sup>1</sup>	volunteer cereals	wild oats
green foxtail	Persian darnel	volunteer corn	witch grass
fall panicum	proso millet	volunteer canary grass	yellow foxtail

**Application Information**

Apply with ground equipment only. **Water Volume:** 10 gallons/acre (40 L/acre).

**Application Tips**

Early application is critical; weeds must be emerged but less than 4-leaf stage for optimum control. Use higher water volumes for dense weed populations and thick crop canopies.

**How it Works**

Imazamox 35% + Imazethapyr 35% component is absorbed by foliage and roots and disrupts plant metabolism causing growth to stop. Clethodim is a systemic herbicide that translocates from treated foliage to the growing points of leaves, shoots and roots, causing growth to stop within 48 hours and causing plant yellowing and death within several weeks.

**Expected Results**

Typical symptoms (yellow striping and discoloration at the growing point) may not be noticeable for several days – 2 weeks. Do not apply if temperatures of +5°C or lower are forecast within 3 days of application. Crop injury or yellowing may occur if using when cold. Crop injury or poor weed control may occur when plants are stressed. The Imazamox + Imazethapyr component can be persistent in soil, especially under drought, extremes in soil pH and excessive cold. Do not grow Liberty Link® or Roundup Ready® canola the year after application of Ninja Master.

**Restrictions**

**Rainfall:** 3 hours. **Grazing:** Treated fields may be fed to livestock 30 days after application. Do not harvest forage or cut hay for forage. Harvest treated crops 60 days of application. **Re-cropping:** 1 year after application: barley, canary seed, chickpeas, Group 2 tolerant® canola, Group 2 tolerant lentils, durum wheat, field peas, spring wheat, tame oats. Conduct a field bioassay the year before growing any crop other than those listed above. For the Peace River region, wait a minimum of 3 years and perform a field bioassay prior to planting canola. **Environmental Precautions:** TOXIC to non-target terrestrial and aquatic plants. Observe buffer zones on component product labels. **Runoff:** Prevent runoff into susceptible area. **Leaching:** Leaching may occur in areas where soils are permeable (e.g. sandy soil) and/or the depth to the water table is shallow. **Re-Entry:** 12 hours.

**Toxicity**

Low acute toxicity. Acute oral LD<sub>50</sub> (rats) = 5,000 mg/kg. Non-toxic to fish, birds and bees.

**Storage**

Keep from freezing. Store above 5°C.

# Muster Toss-N-Go

**Group 2****Formulation**

Product	Company	Active ingredient	Formulation	Container size
Muster (PCP# 23569)	FMC Corporation	Ethametsulfuron-methyl: 75%	Dry flowable	320 package (4 x 80 gram bags)

320 gram package (4 x 80 gram water soluble pouches will treat 26.7 - 40 acres).

**Crops, Staging and Rates**

Crop	Staging	Rate
Canola, including rapeseed	2 leaf to beginning of bolting	Muster: 8 g/acre or 12 g/acre
Brown condiment mustard, oriental mustard	4 leaf to late rosette stage	Muster: 8 g/acre
Sunflower	2 to 8 leaf stage (14 - 45 cm in height)	Muster: 8 g/acre or 12 g/acre

Must use a surfactant with Muster. Use Agral 90, or Ag-Surf, or Super Spreader.

**Caution:** Application prior to the 2-leaf stage of canola or 4-leaf stage of brown condiment mustard and oriental mustard (condiment and oilseed types), or to sandy soil or low soil organic matter may increase the severity of injury.

**Weeds, Rates and Staging**

Apply from cotyledon - 6 leaf stage.

**Rate:** Muster: 8 g + non-ionic surfactant: 0.2% v/v

flixweed (spring seedlings)

stinkweed (suppression) (1 - 4 leaf)

hemp-nettle

green smartweed

wild mustard

**Rate:** Muster: 12 g + non-ionic surfactant: 0.2% v/v

Above weeds plus suppression of redroot pigweed and control of stinkweed

**Muster Toss-N-Go (cont'd)****Registered Tank Mixes**

Tank mix partner	Muster + tank mix partner rate	Additional weeds controlled
<b>Canola, brown and oriental mustard</b>		
<b>Assure II</b>	Muster: 8 - 12 g/acre + Assure II: 150 - 200 mL/acre + SureMix: 0.5 % v/v	Grassy weeds (barnyard grass, green foxtail, quackgrass, volunteer cereals, wild oats) plus Muster susceptible weeds
<b>Canola only</b>		
<b>Poast Ultra</b>	Muster: 8 - 12 g/acre + Poast Ultra II: 130 - 190 mL/acre + Merge: 0.75 - 1.0% v/v	Grassy weeds (barnyard grass, green foxtail, quackgrass, volunteer cereals, wild oats) plus Muster susceptible weeds

FMC Corporation supports the following mixes that are not on the Muster label. Apply mixes according to the most restrictive use limitations for either product. Assure II + Lontrel, Lontrel, Lontrel + Poast. Assure II in sunflower. Check with each manufacturer for the products, rates and weeds they support.

**Application Information**

**With:** Apply with ground sprayers. Do not apply by air. **Water Volume:** 40 L/acre.

**Application Tips**

Good growing conditions enhance the activity of Muster following maximum foliar uptake and contact activity. Weed regrowth may occur in thin stands and where crops suffer from reduced vigour and under poor growing conditions. Apply before the crop canopy prevents thorough coverage of the small target weeds.

**How it Works**

Absorbed by foliage and roots. Inhibits cell elongation.

**Expected Results**

Muster is an ALS inhibitor herbicide and thus rapidly inhibits the growth of susceptible weeds; however, typical symptoms (discolouration) of dying weeds may not be noticeable for 1 to 3 weeks after application depending upon growing conditions and weed susceptibility. Degree of control and duration of effect depend on weed sensitivity, weed size, growing conditions, and spray coverage. Regrowth may occur if crop competitiveness is impaired by thin stands and/or reduced vigour or if weeds have hardened off from cold weather or drought.

**Restrictions**

**Rainfall:** Rainfall 4 - 6 hours after application may reduce effectiveness. Environmental conditions that slow the drying of Muster on the foliage, such as high relative humidity, cool air temperature or cloud cover, may increase the time required. **Grazing:** Do not graze or feed crop to livestock within 60 days of treatment.

**Pre-harvest Intervals:** Do not harvest within 60 days of treatment. **Re-cropping:** See chart below.

<b>10 months</b>	Spring wheat, durum wheat, barley, oats, flax
<b>22 months</b>	Canola, lentils, peas, fababeans, tame mustard, alfalfa, canary grass, dry beans, fescue, red clover
<b>All other crops, field bioassay at 22 months to ensure no carryover damage.</b>	

Wherever Muster is used on land previously treated with Ally herbicide, read the rotational guidelines on both labels and follow the label with the longest interval stated for your situation.

**Environmental Precautions**

Muster Toss-N-Go is toxic to aquatic organisms and non-target terrestrial plants. Muster is water soluble and mobile in the soil.

**Toxicity**

Low acute toxicity. Acute oral LD<sub>50</sub> (rats) > 5,000 mg/kg.

**Storage**

Store in a cool, dry place.



# Navius

Group 2, 4

## Formulation

Product	Company	Active ingredient	Formulation	Container size
Navius (PCP# 30922)	Bayer CropScience	Metsulfuron-methyl: 12.6% Aminocyclopyrachlor: 39.5%	Wettable granule	1.36 kg

## Crops, Staging and Rates

**Industrial Non-crop Areas** – rights of way, roadsides, industrial sites, fence lines and other non-crop areas.

**Rate:** 67.6 - 270.4 g/acre.

**Weeds Controlled at 67.6 g/acre. Mix with non-ionic adjuvant at 0.25% v/v or Merge adjuvant or Crop Oil Concentrate at 1.0% v/v.**

Apply when annual broadleaf weeds are in 2 - 4 leaf stage and when green foxtail is in 1 - 3 leaf stage.

### Weeds controlled

annual sowthistle	diffuse knapweed	ox-eye daisy	sweet clover (white, yellow)
ball mustard	flixweed	perennial sowthistle	tartary buckwheat
bluebur	giant buttercup*	prostrate pigweed	vol. canola
Canada goldenrod*	giant hogweed* (up to 4 leaf)	redroot pigweed	(except Group 2 tolerant)
Chickweed	green smartweed	Russian thistle	western snowberry
common groundsel	hemp-nettle	scentless chamomile	white cockle
common tansy	kochia	shepherd's purse	wild carrot
common yarrow	lady's thumb	spotted knapweed	wild mustard
corn spurry	leafy spurge	stinkweed	wild rose
cow cockle	Norwegian cinquefoil*	stork's-bill	yellow starthistle
dandelion	orange hawkweed	sumac (smooth, staghorn)	

\* Season-long control

### Weeds controlled

lamb's quarters	toadflax	wild buckwheat
-----------------	----------	----------------

**Brush Species Controlled at 135.2 g/acre. Mix with non-ionic adjuvant at 0.25% v/v or Merge adjuvant or Crop Oil Concentrate at 1.0% v/v.**

Tree species	Maximum height
Black tupelo	< 1 metre
Balsam fir, Douglas fir, black spruce, Norway spruce, white spruce	< 2 metres
Manitoba maple (box elder), red maple, sugar maple, common sassafras, green ash, white ash, plains cottonwood, balsam poplar, black poplar, sandbar/ditchbank willow, yellow poplar, large pussy willow, tree of heaven, hackberry	< 2.5 metres
Black cherry, chokecherry, pin cherry, trembling aspen	< 3 metres

**Brush Species Controlled at 202 g/acre. Mix with non-ionic adjuvant at 0.25% v/v or Merge adjuvant or Crop Oil Concentrate at 1.0% v/v.**

Tree species	Maximum height
Bitternut hickory, pignut hickory	2 metres
Black oak, northern red oak	2.5 metres

**Navius (cont'd)**

**Brush Species Controlled at 270.4 g/acre. Mix with non-ionic adjuvant at 0.25% v/v or Merge adjuvant or Crop Oil Concentrate at 1.0% v/v.**

Tree species	Maximum height
Eastern white pine, Jack pine, red pine, Western white pine	< 2 metres
Balsam fir, Douglas fir, black spruce, Norway spruce, white spruce	2 - 3 metres

**Application Information**

**Ground:** low volume foliar broadcast – 202 L spray volume per acre. Direct the spray solution to thoroughly wet the foliage of the target plants, but not to the point of runoff.

**Ground:** high volume foliar broadcast – use Navius at 135.2 to 270.4 g/acre in enough water to make 1000 L of spray solution; use up to 810 L/acre.

**Aerial application:** fixed wing aircraft or helicopter; 12 to 20 L spray volume per acre.

**Application Tips**

For best results, applications of Navius should be made when brush species and weeds are actively growing. Complete coverage of all foliage and stems is required for brush control. Applications should be made after the target species have leafed out, but before fall colouration has begun. Rainfast 4 hours after application. Do not treat brush species that exceed 2.5 m in height (unless otherwise indicated) or control may be decreased. Where dense stands exist or where growth of the target species is advanced, use of the high volume foliar application method is recommended. Apply to brush species as a full coverage spray to foliage and stems using equipment that will ensure uniform coverage.

**How it Works**

The most noticeable symptom is a bending and twisting of stems and leaves. Other advanced symptoms include severe chlorosis, necrosis, stem thickening, growth stunting, leaf crinkling, calloused stems and leaf veins, leaf-cupping and enlarged roots.

**Restrictions**

No grazing or haying restrictions for livestock. Do not use plant material as mulch or compost, and do not apply directly on or around desirable plants. Do not use on lawns or turf. If non-crop sites treated with Navius herbicide are to be converted to a food, feed or fiber agricultural crop or to a horticultural crop, a field bioassay should be completed before planting the desired crop. There is a possibility of off-site movement if applied to dry, light soils. Caution is advised when using this product in areas where loss of desirable conifer or deciduous trees and/or shrubs as well as other broadleaf plants, including but not limited to, legumes and wild flowers, cannot be tolerated. Low rates of DuPont Navius herbicide can kill or severely injure most crops.

**Environmental Precautions**

Observe buffer zones specified under **DIRECTIONS FOR USE** on the Navius label.

**Toxicity**

Acute oral LD<sub>50</sub> (rats) = > 5,000 mg/kg. TOXIC to aquatic organisms and non-target terrestrial plants including coniferous and deciduous trees.

**Storage**

Store product in original container only, away from other pesticides, fertilizer, food or feed.

# Nortron/Etho SC

Group 6

## Formulation

Product	Company	Active ingredient	Formulation	Container size
Nortron (PCP# 17293)	Bayer CropScience	Ethofumesate: 480 g/L	Suspension concentrate	10 L jug
Etho SC (PCP# 28350)	UPL AgroSolutions			

## Crops, Staging and Rates

**Fall:** Apply before ground freezes. Apply in a band on the soil surface.

**Spring:** Apply before seeding and shallowly (2.5 - 5.0 cm) incorporate or pre-emergence.

Crop	Soil type	Method of application	
		Broadcast	18 cm band/55 cm row
Sugar beet	Light soils	1.38 - 1.83 L/acre	0.40 - 0.64 L/acre
	Medium soils (< 3 % OM)	1.83 - 2.73 L/acre	0.64 - 0.91 L/acre
	Heavy soils (> 3% OM)	2.73 - 3.32 L/acre	0.91 - 1.13 L/acre

## Weeds and Staging

### Pre-emergence

barnyard grass	lamb's-quarters	shepherd's-purse	wild buckwheat
foxtail	purslane	volunteer barley	(suppression)
kochia	redroot pigweed	volunteer oats	wild oats
lady's-thumb	Russian thistle (suppression)	volunteer wheat	

## Registered Tank Mixes

Tank mixes only on medium textured soils with an organic matter content < 3%. Do not use this mix on high organic soils or soils with sandy, loam sand or sandy loam soils.

## Application Information

**With:** May be applied with ground equipment. Do not apply by air. **Water Volume:** 44 - 222 L/acre.

## Application Tips

Apply Nortron before or at planting time and incorporate into the soil to a depth of 2.5 - 5.0 cm. Deeper incorporation may reduce effectiveness. Nortron may be applied pre-emergence at the time of planting or shortly after, but prior to weed emergence.

**Incorporation equipment:** Hooded-power or ground-driven rotary tillers, rolling cultivators and harrows are most effective for incorporating Nortron into the soil. Do not apply Nortron through soil injector shanks. All existing vegetative growth should be thoroughly worked into the soil before treatment. Do not allow spray mixture to stand in tank overnight.

## How it Works

Uptake of ethofumesate occurs primarily via the emerging shoot as it passes upwards through treated soil; however, for certain broadleaf species, root uptake is more important. Ethofumesate is non-volatile, and in all cases, uptake occurs from aqueous solution.

## Expected Results

Ethofumesate applied pre-plant incorporated with proper activation will normally not permit weed emergence. If emergence should occur, uptake has occurred; seedling will show loss of vigour and eventual death.

**Nortron/Etho SC (cont'd)****Restrictions**

**Rainfall:** Normally 1.5 cm of rainfall is sufficient to activate Nortron. In areas where moisture can be marginal, incorporation is recommended. **Grazing:** Do not graze the treated crops or cut for hay; there are not sufficient data available to support such use. **Re-cropping:** Do not rotate with any crops other than sugar beets for 12 months after application. Thorough tillage should precede the planting of crops other than sugar beets. If crop is lost due to climatic or soil conditions following application of Nortron, do not plant crops other than sugar beets in Nortron-treated land during the same season.

Do not retreat field with Nortron. Wheat and barley may be injured if planted following a dry sugar beet year.

**Environmental Precautions**

Nortron/Etho SC is toxic to aquatic organisms and non-target plants. Observe buffer zones of 1 metre for sensitive habitats.

**Toxicity**

Moderate to low acute toxicity. Acute oral LD<sub>50</sub> (rats) > 2,100 mg/kg. Causes eye or skin irritation.

**Storage**

Do not use or store near heat or open flames. Store Nortron in a cool place, above 0°C.

# Odyssey/Odyssey NXT/Duet/ MPower Ninja

**Group 2**
**Formulation**

Product	Company	Active ingredient	Formulation	Container size
Duet (PCP# 32659)	Loveland Products Canada Inc.	Imazamox: 35% + imazethapyr: 35%	Water dispersible granules	8 x 86.5 g
Odyssey (PCP# 25111)	BASF Canada			8 x 86.5 g
Odyssey NXT (PCP# 32303)				2 x 696 g jugs + 2 x 8.1 L jugs of Merge
MPower Ninja (PCP# 32995)	New Agco Inc.			692 g

One case of 8 x 86.5 gram pack treats 40 acres. One 86.5 g soluble bag treats 5 acres.

**Note:** Odyssey/Duet/Ninja must be applied with Merge 0.5% v/v. The surfactant is not included in the package. One case of Odyssey NXT treats 80 acres and each case includes the surfactant.

**Crops, Staging and Rates**

Crop	Stage	Rate
XCEED ( <i>Brassica juncea</i> )	2 - 6 leaf stage	Odyssey/Ninja: 17.2 g/acre + Merge: 0.5% V/V (5.0 L/1,000 L spray solution)
Group 2 tolerant lentils	1 - 9 above ground nodes (1 - 9 leaf) lentil	
Field peas	1 - 6 above ground nodes (1 - 6 leaf) field peas	
Fenugreek (seed production)	1 - 4 leaf	Odyssey/Ninja: 17.2 g/acre + Merge: 0.5% V/V (5.0 L/1,000 L spray solution)
Alfalfa (seedling or established grown for seed)		
Bird's-foot trefoil (seed production)		
Soybean	1 - 3 true leaves	
Fababean	1 - 6 leaf stage	

**Weeds, Rates and Staging**

**Grasses:** 1 - 4 main stem leaves, until tillers are visible.

**Broadleaf weeds:** Cotyledons to 4 leaf stage, unless otherwise stated.

**Grassy weeds**

barnyard grass	Persian darnel	volunteer oats	wild oats
green foxtail	volunteer barley	volunteer wheat (except Group 2)	

**Broadleaf weeds**

chickweed	lamb's-quarters**	stinkweed	volunteer tame mustard (not XCEED varieties)
cleavers (up to 4 whorls)	redroot pigweed	stork's bill	wild buckwheat*
flixweed	Russian thistle***	volunteer canola (non-Group 2 tolerant canola only)	wild mustard
green smartweed	shepherd's purse		
hemp-nettle*			

\* Suppression in field peas and Group 2 tolerant lentils \*\* Suppression in field peas, Group 2 tolerant lentils, and Group 2 tolerant canola

\*\*\* Suppression in Group 2 tolerant lentils

**Registered Tank Mixes**

Tank mix partner	Odyssey + tank mix partner rate	Additional weeds controlled
Field pea, Group 2 tolerant lentil, Group 2 tolerant canola, fababean and soybean		
Poast Ultra	Odyssey: 17.3 g/acre + 129 - 190 mL/acre Poast Ultra	Japanese brome grass, green foxtail, quackgrass suppression, vol. corn, vol. wheat, yellow foxtail

\* Apply when Canada thistle plants are actively growing. Lontrel at 169 mL/acre will provide top growth control of Canada thistle for 6-8 weeks, while the 226 mL/acre rate will provide season long control of top growth. NewAgco supports the following mixes: Clobber, Independence, Centurion, Poast.

**Application Information**

**With:** Apply with ground equipment only. **Water Volume:** 40 L/acre.

**Application Tips**

Water soluble bags will dissolve better when kept intact; do not split bags. If agitation is stopped for more than 5 minutes, re-suspend spray solution by full agitation prior to commencing spraying again. Do not spray Odyssey/Duet/Ninja if temperatures of +5°C or lower are forecasted within 3 days of application. Temperatures near freezing (below 5°C) will prevent optimum herbicide performance, as weeds are not actively growing. Initial transient crop yellowing may be observed after application, but this is outgrown and should not affect yield. Use 50 mesh or coarser filter screens.

**How it Works**

Absorbed by foliage and roots. Disrupts plant metabolism causing growth to stop. Works best under good growing conditions. Residual activity of small seeded, shallow germinating flushing weeds (not wild oats) expected until crop flowering. Moist conditions result in better residual control.

**Expected Results**

Susceptible weeds stop growing within 24 - 48 hours. Yellow striping and purplish or reddish discoloration of the leaves may occur. Leaves begin to die in 3 - 10 days starting with the youngest and moving to the older leaves. Death of the plant may occur in 1 - 3 weeks.

**Restrictions**

**Rainfall:** Do not apply if rain is expected in 3 hours. **Grazing:** Do not graze treated canola, XCEED canola or cut for hay; sufficient data are not available to support such uses. Field peas treated with Odyssey/Duet/Ninja may be fed to livestock 30 days after application. **Pre-harvest Intervals:** After 60 days, bird's-foot trefoil, canola, field peas, fenugreek (for seed uses only) and lentils can be harvested. Only apply Odyssey/Duet/Ninja once per year. **Re-cropping:** Barley, Group 2 tolerant canola, canary seed, chickpeas, durum wheat, field corn, field peas, lentils (incl. Group 2 tolerant lentils), oats, soybean, spring wheat and XCEED can be grown safely the year following an application. Flax, non-Group 2 tolerant canola and sunflowers can be grown in the second year after an Odyssey/Duet/Ninja application (e.g. if you used Odyssey/Duet/Ninja in 2016, you can grow non-Group 2 tolerant canola in 2018). Research studies have shown that flax, non Group 2 tolerant canola and non Group 2 tolerant sunflower may be safely planted two (2) years following Odyssey/Duet/Ninja application in all regions of Western Canada except the Peace River Region of Alberta and British Columbia. In the Peace River Region,

**Odyssey/Odyssey NXT/Duet/MPower Ninja (cont'd)**

wait a minimum of 3 years and perform a field bioassay the year prior to planting canola. For other crops, call BASF at 1-877-371-2273. Conduct a field bioassay the year before growing any crops other than those listed above. In case of crop failure, replant only to Group 2 tolerant canola or field peas.

**Environmental Precautions**

Odyssey/Duet/Ninja is highly toxic to non-target plants. A buffer zone of 14 metres is required between sprayed area and sensitive habitat.

**Toxicity**

Low acute toxicity. Acute oral LD<sub>50</sub> (rats) = 5,000 mg/kg. Non-toxic to fish, birds and bees.

**Storage**

Store at temperatures above 5°C. Keep unused water soluble bags in resealed, original container. Keep packages dry at all times.

# Odyssey Ultra/Odyssey Ultra NXT

**Group 1, 2****Formulation**

Product	Company	Active ingredient	Formulation	Container size
Odyssey Ultra A (PCP# 31353)/ Odyssey Ultra NXT A (PCP# 32305)	BASF Canada	Imazamox: 35% + imazethapyr 35%	WDG	8 x 86.5 g/1 x 692 g jug
Odyssey Ultra B (PCP# 31354)/ Odyssey Ultra NXT B (PCP #32304)		Sethoxydim: 450 g/L	EC	6.16 L jug/1 x 6.16 L jug
Merge (PCP# 24702)		Surfactant blend: 50%		8.1 L jug

One case of Odyssey Ultra and Odyssey Ultra NXT treats 40 acres.

**Note:** The Merge surfactant is included in the package.

**Crops, Staging and Rates**

Crop	Stage	Rate
Group 2 tolerant lentils	1 - 9 above ground nodes (1 - 9 leaf) Group 2 tolerant lentil	Odyssey Ultra A: 17 g/acre + Odyssey Ultra B: 154 mL/acre + Merge: 0.5% v/v (5.0 L/1,000 L spray solution)
Field pea	1 - 6 above ground nodes (1 - 6 leaf)	
XCEED canola	2 - 6 leaf stage	
Fababean	1 - 6 leaf stage	
Soybean	1 - 3 true leaf	

**Weeds and Staging**

**Grasses:** 1 - 6 main stem leaves, including 2 tillers.

**Broadleaf weeds:** Cotyledons to 4 leaf stage, unless otherwise stated.

**Grasses**

barnyard grass  
crabgrass  
fall panicum

green foxtail  
Persian darnel  
quackgrass  
(suppression 2 - 5 leaf)

volunteer barley, oats  
and wheat (incl. Group 2  
tolerant varieties)  
volunteer corn

wild oats  
witchgrass  
yellow foxtail

**Broadleaf weeds**

chickweed	kochia**	stinkweed	volunteer tame mustard
cleavers (up to 4 whorls)	lamb's-quarters***	stork's bill	(not XCEED varieties)
flixweed	redroot pigweed	volunteer canola (non-Group 2	wild buckwheat*
green smartweed	Russian thistle****	tolerant canola only)	wild mustard
hemp-nettle*	shepherd's purse		

\* Suppression in field peas and Group 2 tolerant lentils \*\* Note: 90% of surveyed fields in Alberta have Group 2 herbicide resistant kochia. Assume kochia in your field is resistant and another herbicide group will need to be used to control kochia. Not controlled in Group 2 tolerant lentils; suppression in field peas and Group 2 tolerant canola \*\*\* Suppression in field peas, Group 2 tolerant lentils and Group 2 tolerant canola \*\*\*\* Suppression in Group 2 tolerant lentils.

**Registered Tank Mixes**

Can be mixed with Poast Ultra for control of quackgrass and fall germinated Japanese brome.

**Application Information**

**With:** Apply with ground equipment only. **Water Volume:** 40 L/acre. Use 50 mesh or coarser filter screens.

**Application Tips**

Water soluble bags will dissolve better when kept intact; do not split bags. If agitation is stopped for more than 5 minutes, re-suspend spray solution by full agitation prior to commencing spraying again. Do not spray Odyssey Ultra if temperatures of +5°C or lower are forecast within 3 days of application. Temperatures near freezing (below 5°C) will prevent optimum herbicide performance. Apply when weeds are small and actively growing. Initial transient crop yellowing may be observed after application, but this is outgrown and should not affect yield.

**How it Works**

Absorbed by foliage and roots. Disrupts plant metabolism causing growth to stop. Works best under good growing conditions. Residual activity of small seeded, shallow germinating flushing weeds (not wild oats) expected until crop flowering. Moist conditions result in better residual control.

**Expected Results**

Odyssey causes susceptible weeds to stop growing within 24 - 48 hours. Yellow striping and purplish or reddish discoloration of the leaves may occur. Leaves begin to die in 3 - 10 days starting with the youngest and moving to the older leaves. Death of the plant may occur in 1 - 3 weeks. Sethoxydim is a systemic herbicide that causes growth to cease within 48 hours. Young leaves will turn yellow within 5 - 10 days; some grasses will then turn reddish. Necrotic spots will form on grass leaves.

**Restrictions**

**Rainfall:** Do not apply if rain is expected within 3 hours. **Grazing:** Do not graze treated peas 60 days after application. **Pre-harvest Intervals:** After 60 days, field peas, Group 2 tolerant canola and Group 2 tolerant lentils can be harvested. **Re-cropping:** Barley, Group 2 tolerant canola, canary seed, chickpeas, durum wheat, fababeans, field corn, field peas, lentils (incl. Group 2 tolerant lentils), oats, and spring wheat can be grown safely the year following an application. Flax, non-Group 2 tolerant canola and sunflowers can be grown in the second year after an Odyssey application (e.g. if you used Odyssey in 2010, you can grow non-Group 2 tolerant canola in 2012). For other crops, call BASF at 1-877-371-2273. Conduct a field bioassay the year before growing any crops other than those listed above. In case of crop failure, replant only to Group 2 tolerant canola or field peas.

**Environmental Precautions**

DO NOT contaminate water supplies or aquatic habitats by application or cleaning of equipment or disposal of wastes.

**Toxicity**

Low acute toxicity. Acute oral LD<sub>50</sub> (rats) = 5,000 mg/kg. Non-toxic to fish, birds and bees.

**Storage**

Store at temperatures above 5°C. Keep unused water soluble bags in resealed, original container.

# Olympus

Group 2

## Formulation

Product	Company	Active ingredient	Formulation	Container size
Olympus (PCP# 32755)	Bayer CropScience	Propoxycarbazone-sodium: 70%	Wettable granule	463 g

## Crops, Staging and Rates

Crop	Staging	Rate
Spring, durum and winter wheat	Pre-plant or post-plant pre-emergence	5.8 g/acre of Olympus + glyphosate* at 180 g a.e./acre - 360 g a.e./acre

\* Present as isopropylamine, dimethylamine, mono-ammonium, diammonium, trimesium or potassium salt.

## Weeds, Rates and Staging

### Weeds controlled up to 15 cm in height; rate of 5.8 g/acre Olympus + glyphosate\* at 180 - 360 g a.e./acre

barley, volunteer	hemp-nettle	Russian thistle
cleavers	kochia	stinkweed
downy brome	lady's-thumb	wheat, volunteer
flax, volunteer	lamb's-quarters	wild mustard
flixweed	Persian darnel	wild oats
giant foxtail	redroot pigweed	

### Weeds controlled (less than 8 cm in height); 5.8 g/acre of Olympus + glyphosate\* at 180 g a.e./acre - 360 g a.e./acre

Canada fleabane	common ragweed	wild buckwheat (less than 3 leaf stage)
-----------------	----------------	---

### Weeds controlled (other staging); 5.8 g/acre of Olympus + glyphosate\* at 180 g a.e./acre - 360 g a.e./acre

canola, volunteer (1- 4 leaf stage)	Japanese brome (2 leaf stage)
-------------------------------------	-------------------------------

\* Present as isopropylamine, dimethylamine, mono-ammonium, diammonium, trimesium or potassium salt.

## Registered Tank Mixes

Olympus must be applied with glyphosate at 180 - 360 g active ingredient/acre.

## Application Information

**Water Volume:** Ground: minimum 20 L/acre. Aerial: minimum 10 L/acre

## Application Tips

**Nozzles and Pressure:** For more consistent control of subsequent flushes of foxtail barley, vol. canola, downy brome, and Japanese brome, follow an application of Olympus + glyphosate with an in-crop application of Varro. Refer to Varro label for additional weeds controlled.

## Restrictions

**Rainfall:** Rainfall within 4 hours may reduce control. **Re-entry:** Do not re-enter treated fields for 12 hours.

**Pre-harvest Interval:** Leave 71 days between application and harvest. **Grazing:** Must not be grazed or fed to livestock for 71 days after treatment. **Re-cropping:** Wheat - immediately. Barley, canola, lentil, field peas - 10 months. Soybean, dry bean - 11 months. Oats, flax - 12 months.

## Toxicity

Acute oral LD<sub>50</sub> (rat) > 2,000 ppm.

## Storage

Store in a cool, dry place.



# Outlook

Group 15

## Formulation

Product	Company	Active ingredient	Formulation	Container size
Outlook (PCP# 30947)	BASF Canada	Dimethenamid-P: 720 g/L	Emulsifiable concentrate	2 x 9 L

## Crops, Staging and Rates

Crop	Staging	Rate
Potatoes	Apply as a pre-emergent application after potato planting and before weeds emerge. Do NOT apply Outlook before planting or onto emerged potatoes – Injury may result	0.31 - 0.39 L/acre, depending on soil texture and organic matter – see table below

## Soil organic matter

Soil	Soil organic matter		
Texture	<3%	3 - 6%	7 - 10%
Coarse	0.31	0.31	0.35
Medium	0.31	0.35	0.39
Fine	0.35	0.35	0.39

## Weeds, Rates and Staging

Grasses: Pre-emergent.

Broadleaf weeds: Pre-emergent.

### Grassy weeds

foxtail (green, yellow and giant)  
fall panicum

crabgrass (large and smooth)  
old Witchgrass

barnyard grass

### Broadleaf weeds

redroot pigweed (including Group 2 and 5 tolerant biotypes)

yellow nutsedge - suppression

Eastern black nightshade (including Group 2 and 5 tolerant biotypes)

## Registered Tank Mixes

None.

## Application Information

**With:** Apply with ground equipment only. **Water Volume:** 40 L/acre.

## Application Tips

Apply as a pre-emergent application after potato planting and before weeds emerge. Do NOT apply Outlook before planting or onto emerged potatoes: injury may result.

## How it Works

Rainfall is required within 7 - 10 days of treatment to activate and move Outlook into the soil zone. Absorbed through shoots, roots and coleoptile of sensitive germinating plants to prevent emergence.

## Expected Results

Susceptible weeds do not emerge.

## Outlook (cont'd)

### Restrictions

**Grazing:** Do not graze or feed treated crop prior to 40 days after Outlook application. **Pre-harvest Intervals:** Do not apply within 40 days of harvest. **Re-cropping:** In situations where Outlook has been applied to potato, and crop failure occurs due to adverse weather or other reasons, the replanting (re-cropping) of potato is not recommended. If replanting of a crop is necessary, field corn, sweet corn, soybeans or dry common beans may be planted. **Rotational crops:** See below the interval required between the applications of outlook and seeding of rotational crops: 100 days for cereals.

The following crops may be planted in the spring following the previous year's application of Outlook: potato, field corn, sweet corn, seed corn, soybeans, dry common beans, green onions, transplanted cabbage, peanuts. 11 months for all other crops Mineral Soils: 100 days for cereals other than corn; 11 months for all other crops not listed as a host crop on either the Outlook or Frontier Max labels.

### Environmental Precautions

Toxic to aquatic organisms, non-target terrestrial plants and small wild mammals. The use of this chemical may result in contamination of groundwater particularly in areas where soils are permeable.

### Toxicity

With high probability, not acutely harmful to terrestrial organisms. Acutely toxic to fish. Acutely harmful to aquatic invertebrates.

### Storage

To prevent contamination, store the product away from food or feed.

# Paradigm

Group 2, 4

### Formulation

Product	Company	Active ingredient	Formulation	Container size
Paradigm (PCP# 31304)	Corteva Agriscience	Halauxifen: 20% Florasulam: 20%	Wettable granule	0.8 kg jug 4 x 0.8 kg per case

### Crops, Staging and Rates

Crop	Staging (Zadoks Growth Stage)	Rate
Wheat (including durum) and barley	2 leaf stage to just prior to flag leaf emergence	10 g/acre plus non-ionic surfactant at 0.25% v/v
Winter wheat	3 leaf stage to just prior to flag leaf emergence	
Barley, durum, winter or spring wheat, and oat	Pre-seed burndown prior to planting	7.5 g/acre, which may be mixed with all glyphosates
Barley, durum, winter or spring wheat, and oat	Post-harvest weed control prior to planting	10 g/acre and may be mixed with all glyphosate formulations

### Weeds and Staging

Weeds controlled at the 1 - 8 leaf stage unless otherwise specified by the Paradigm label. Pre-seed and post-harvest weed control: will control all the below weeds plus those controlled with glyphosate at 180 g/acre active ingredient.

#### Weeds Controlled when applied in-crop

barnyardgrass (up to 5 leaf, 2 tillers)  
Canada fleabane (up to 15 cm high)  
chickweed\*\*\*  
cleavers (1 - 9 whorl stage)\*\*\*  
common ragweed (up to 6 leaf)  
cow cockle  
dandelion (seedlings and over-wintered rosettes up to 30 cm in diameter)

flixweed (up to 8 leaf and 8 cm high)  
lamb's quarters\*\*\*  
narrow-leaved hawks'-beard (to bolting)  
redroot pigweed  
round-leaved mallow (1 - 6 leaf)  
shepherds-purse  
smartweed (lady's thumb)  
sow thistle, annual (up to 4 leaf)

stinkweed  
stork's bill  
volunteer alfalfa (up to 25 cm in height)  
volunteer canola\*\*  
volunteer flax (up to 15 cm in height)  
wild buckwheat  
wild mustard

**Weeds Suppressed**

Canada thistle (to bolting)	perennial sow-thistle (up to 6 leaf)	scentless chamomile (up to bud stage)
hemp-nettle (1 - 8 leaf stage)***	night-flowering catchfly (up to bolting stage, 15 cm)	white cockle (spring seedlings and up to bud stage)
kochia*		

\* Light to moderate infestation (up to 150 plants/m<sup>2</sup>; up to 15 cm in height), including Group 2 resistant biotypes.

\*\* Will not control volunteer Imidazolinone-tolerant canola (Group 2 tolerant varieties) when used alone. \*\*\* Including Group 2 resistant biotypes.

**Registered Tank Mixes**

In spring wheat, durum wheat, and winter wheat, annual grass or added broadleaf control.

Tank mix partner*	Product rates
<b>Simplicity + Ag Surf or Agral or Simplicity GoDRI + Agral 90</b>	Simplicity: 200 mL/acre + 0.25% V/V surfactant or Simplicity GoDRI: 28 g/acre + Agral 90 at 0.25% v/v. Simplicity mix will control white cockle (spring seedlings and overwintering plants), hemp nettle and night flowering catchfly.
<b>MCPA Ester</b>	189 - 234 mL/acre – Consult grass product label for surfactant.
<b>Curtail M</b>	600 mL/acre – Consult grass product label for surfactant.
<b>Lontrel/Lontrel XC</b>	Lontrel: 84 mL/acre; Lontrel XC: 51 mL/acre – Consult grass product label for surfactant.

\* No surfactant is required if Paradigm and Simplicity are mixed MCPA or Curtail M.

Tank mix partner*	Product rates
<b>In spring wheat and durum wheat for annual grass control and broadleaf control</b>	
<b>Everest 3.0</b>	14.6 - 29.1 mL/acre + Ag Surf or Agral at 0.25% V/V
<b>Everest 3.0 + MCPA Ester 600</b>	14.6 - 29.1 mL/acre + 232 mL/acre MCPA + Ag Surf or Agral at 0.25% V/V
<b>In spring wheat and barley for annual grass control</b>	
<b>Axial*</b>	0.50 L/acre
<b>Axial* + MCPA Ester 600</b>	0.50 L/acre + 189 mL/acre MCPA Ester

\* No surfactant is required for Paradigm when mixed with Axial

Corteva Agriscience supports the following tank mixes not on the Paradigm label: Assert, Axial Xtreme, Traxos, Sierra, and Varro. If adding MCPA Ester 600 with Axial, Axial Xtreme, or Traxos tank mixes, do not exceed 189 mL/acre of MCPA. Apply mixes according to the most restrictive use limitations for either product.

For pre and post-harvest applications with glyphosate, use VP 480 at 0.38 L/acre or equivalent active ingredient.

**Application Information**

**How to Apply:** Ground only. **Water volume:** 20 - 40 L/acre.

**Application Tips**

**Nozzles and Pressure:** Use a nozzle combination and pressure designed to deliver thorough even coverage with ASAE droplet category indicated on labels of tank mix partners. DO NOT apply with spray droplets smaller than coarse classification. Boom height must be 60 cm or less above the crop or ground.

**How it Works**

Paradigm is a selective post-emergence herbicide for the control of hard-to-kill annual broadleaved weeds. Paradigm must be applied early post-emergence to the main flush of actively growing broadleaved weeds. Warm, moist growing conditions promote active weed growth and enhance the activity of Paradigm by allowing maximum foliar uptake and activity. For best results, ensure thorough spray coverage of target weeds. Paradigm is a mixture of a systemic auxin-type herbicide (Group 4) and an ALS enzyme inhibitor-type herbicide (Group 2). The product controls weeds by disrupting normal plant growth patterns and/or by inhibiting production of the enzyme essential for production of certain amino acids essential for plant growth. Paradigm applied pre-seed or as a post harvest treatment must be applied to emerged, actively growing weeds. Good growing conditions enhance herbicide activity. Under growing stress conditions (drought, cold, etc.), weeds may not be adequately controlled or suppressed.

**Paradigm (cont'd)****Expected Results**

Weeds start to twist between 2 - 20 days after spraying, dependant on weather conditions and nature of weeds. Following twisting and bending, plants will turn brown and then die.

**Restrictions**

**Rainfall:** Rainfall within 1 hour of application may reduce effectiveness of the herbicide. **Grazing:** Livestock may be grazed on treated crops 7 days following application. **Re-entry:** Do not enter the treated field for 12 hours. **Pre-harvest Intervals:** Do not harvest the treated crop within 60 days after application. **Re-cropping:** Fields previously treated with Paradigm can be seeded after a minimum of 10 months to spring wheat, spring barley, alfalfa, canola, fababean, flax, commercial potato, Juncea canola, field pea, oriental, brown and yellow mustard, soybeans, sunflower, or fields can be summerfallowed. Lentils can be planted 22 months after application of Paradigm. Fields treated with Paradigm as a pre-seed application (spring or fall) can be planted to barley, spring, winter and durum wheat following application.

**Environmental Precautions:**

1 metre buffer zone required between treated area and terrestrial and water habitats.

**Toxicity**

LD<sub>50</sub> (rats) > 5,000 mg/kg.

**Storage**

Store in original containers in a secure, dry, well ventilated storage.

## Pardner/Koril/Bromotril II/Brotex/ MPower Buck

Group 6

**Formulation**

Product	Company	Active ingredient	Formulation	Container size
Pardner (PCP# 18001)	Bayer CropScience	Bromoxynil: 280 g/L	Emulsifiable concentrate	8 L jug, 128 L drum
Koril (PCP# 25341)	Nufarm Agriculture	Bromoxynil: 235 g/L		9.7 L jug
Bromotril II 240 EC (PCP# 30371)	ADAMA Canada	Bromoxynil: 235 g/L		2 x 9.7 L jug, 116.4 L drum
Brotex 240 (PCP# 28519)	IPCO	Bromoxynil: 240 g/L		9.7 L, 115 L
MPower Buck (PCP #33399)	New Agco Inc.	Bromoxynil: 280 g/L		9.7 L
Brotex 480 (PCP# 31348)	IPCO	Bromoxynil: 480 g/L		9.7 L, 115 L

**Crops, Staging and Rates**

Check label for registered crop uses. Not all products are registered on all listed crops.

Crop	Staging	Rate/acre		
		Brotex 480	Pardner/Buck	Koril/Bromotril/Brotex
Barley, oats, spring wheat (including durum), triticale	2 leaf to early flag	244 - 284 mL	400 - 500 mL	487 - 567 mL
Winter wheat	Fall: 2 - 4 leaf. Spring: first growth to early flag leaf	244 - 284 mL	400 - 500 mL	487 - 567 mL
Corn	4 - 8 leaf	244 - 284 mL	400 - 500 mL	487 - 567 mL
Canaryseed (seed production)	3 - 5 leaf	244 mL	400 mL	487 mL

Crop	Staging	Rate/acre		
		Brotex 480	Pardner/Buck	Koril/Bromotril/Brotex
Seedling alfalfa	2 - 6 trifoliolate leaf	244 mL	400 mL	487 mL
Established alfalfa (seed production)	From time growth begins until alfalfa is 25 cm tall.	244 - 284 mL	400 - 500 mL	487 - 567 mL
Fall rye	Spring only: time growth begins to the early flag leaf stage	244 - 284 mL	400 - 500 mL	487 - 567 mL
Flax	5 - 10 cm tall	244 mL	400 mL	487 mL
Seedling grasses* (seed production)	2 - 4 leaf (establishment year only)	244 - 284 mL	400 - 500 mL	487 - 567 mL
Forage millet and sorghum	At or beyond the 4 leaf stage and less than 20 cm in height.	244 mL	400 mL	487 mL
Pearl millet** and sorghum		244 mL	400 mL	487 mL
Pre-seed burndown (zero-tillage)	Apply according to weed stage	244 mL	400 mL	487 mL

\* Seedling grasses include: bromegrass, creeping fescue, meadow fescue, red fescue, orchard grass, reed canary grass, Russian wild rye, timothy, crested wheatgrass, intermediate wheatgrass, slender wheatgrass and tall wheatgrass. \*\* Registered with Pardner and Bromotril.

### Weeds and Staging

#### Seedlings up to 4-leaf stage

American nightshade	cocklebur	kochia (5 cm tall)	Russian thistle (5 cm tall)	volunteer canola
annual smartweed	common ragweed	lady's-thumb	stinkweed	wild mustard
bluebur	cow cockle	redroot pigweed*		

#### Seedlings up to 8-leaf stage

common groundsel	tame buckwheat	volunteer buckwheat	wild mustard
lamb's-quarters	tartary buckwheat	wild buckwheat	

\* Not controlled in alfalfa.

### Registered Tank Mixes

Tank mix partner	Pardner + tank mix partner rate	Additional weeds controlled by tank mix partner
<b>Pre-seed/Pre-plant application prior to seeding canola</b>		
glyphosate (present as potassium or isopropylamine salt)	Rate: Bromoxynil 113 - 140 g active ingredient/acre + glyphosate at 448 - 1782 g ai/ha. Under adverse growing conditions or high populations of volunteer canola, the higher rate of Pardner will improve control.	Volunteer canola seedlings at the 1 - 4 leaf stage. DO NOT apply after seeding or crop emergence.
<b>Spring wheat, including durum and barley (not under-seeded to legumes)</b>		
DO NOT apply after seeding or crop emergence	Rate: Bromoxynil: 113 g active ingredient/acre + 2, 4-D: 111 - 170 g active ingredient. Timing: 4 leaf to early flag leaf	Flixweed, shepherd's purse, volunteer sunflower, and ball mustard.
Achieve Liquid/ Nufarm Tralkoxydim/ Bison 400L	Rate: Bromoxynil: 113 g active ingredient/acre or Bromotril II: 485 - 566 mL/acre + Achieve Liquid: 200 mL/acre + Turbocharge: 0.5% V/V or Nufarm Tralkoxydim: 200 mL/acre + Nufarm Tralkoxydim adjuvant: 0.5% v/v or Bison 400L: 200m L/acre + Addit adjuvant: 0.5% v/v. Timing: 2 leaf until early flag leaf	Wild oats, volunteer oats, green foxtail foxtail, barnyard grass and Persian darnel.
Everest + surfactant (not to be used on barley)	Rate: Bromoxynil: 113 g active ingredient/acre + Everest: 17 g/acre + Agral 90 or AgSurf: 0.25 % V/V or Ladder: 95 - 115 mL/acre + MANA 80 adjuvant: 0.25 - 0.32% v/v. Timing: 1-leaf to 4-leaves on main stem, plus 2 tillers.	Wild oats (including Group 1 and Group 8 resistant biotype) and green foxtail (including Group 3 resistant biotype).

**Pardner/Koril/Bromotril II/Brotex/MPower Buck (cont'd)**

Tank mix partner	Pardner + tank mix partner rate	Additional weeds controlled by tank mix partner
<b>Horizon + Score or Ladder + ADAMA adjuvant 80</b>	Rate: Bromoxynil: 113 g active ingredient/acre + Horizon: 95 - 115 mL/acre + Score: 0.8 - 1.0 % V/V or Ladder: 95 - 115 mL/acre + ADAMA adjuvant 80 @ 0.25% v/v. Timing: 2 leaf to flag leaf	Barnyard grass, Persian damel, green foxtail, and volunteer tame oats, yellow foxtail, wild oats, volunteer canaryseed.
<b>Ladder All In</b>	Bromotril 487 - 567 mL/acre + Ladder All In: 283 - 356 mL/acre	
<b>MCPA</b>	Rate: Bromoxynil: 113 g active ingredient/acre + MCPA: 111 - 222 g active ingredient/acre. Timing: 2 leaf until early flag leaf	Flixweed, shepherd's purse, scentless chamomile*, volunteer sunflower, volunteer canola, hemp-nettle, Canada thistle, perennial sow-thistle, ball mustard and wormseed mustard.
<b>Winter wheat</b>		
<b>2,4-D</b>	Rate: Bromoxynil: 113 g active ingredient/acre + 2, 4-D: 111 - 170 g active ingredient. Timing: 4 leaf to early flag leaf	Flixweed, shepherd's purse, volunteer sunflower, and ball mustard.
<b>Achieve Liquid/ Nufarm Tralkoxydim/ Bison 400L</b>	Rate: Bromoxynil: 113 g active ingredient/acre + Achieve Liquid: 200 mL/acre + Turbocharge: 0.5% V/V or Nufarm Tralkoxydim: 200 mL/acre + Nufarm Tralkoxydim adjuvant: 0.5% v/v or Bison 400L: 200 mL/acre + Addit adjuvant: 0.5% v/v. Timing: 2 leaf until early flag leaf	Wild oats, volunteer oats, green foxtail foxtail, barnyard grass and Persian damel.
<b>MCPA</b>	Rate: Bromoxynil: 113 g active ingredient/acre + MCPA: 111 - 222 g active ingredient/acre. Timing: 2 leaf until early flag leaf	Flixweed, shepherd's purse, scentless chamomile*, volunteer sunflower, volunteer canola, hemp-nettle, Canada thistle, perennial sow-thistle, ball mustard and wormseed mustard.
<b>Oats, fall rye, canary seed, seedling forage grasses and flax</b>		
<b>MCPA</b>	Rate: Bromoxynil: 113 g active ingredient/acre + MCPA: 111 - 222 g active ingredient/acre.	Flixweed, shepherd's purse, scentless chamomile*, volunteer sunflower, volunteer canola, hemp-nettle, Canada thistle, perennial sow-thistle, ball mustard and wormseed mustard.
<b>Corn</b>		
<b>Atrazine</b>	Rate: Bromoxynil: 113 g active ingredient/acre + MCPA: 111 - 222 g active ingredient/acre.	

\* Suppression only.

**Application Information**

**With:** Apply with ground equipment or by air in wheat and barley only. **Water Volume:** Corn: 80 - 120 L/acre. All other crops: 40 L/acre. Air: wheat and barley 8 L/acre.

**Application Tips**

Avoid spraying crops during adverse growing conditions, especially drought, high temperatures (over 29°C) or in high humidity.

**How it Works**

A contact herbicide so good coverage is essential. Inhibits respiration and photosynthesis causing death.

**Expected Results**

Weeds turn brown and die within 3 - 5 days - more rapid under good growing conditions and when applied to seedling weeds. Poor results can be expected if weeds past 4 leaf stage, poor spray coverage or lower than recommended rate used. Injury to corn may occur if under stress.

**Restrictions**

**Rainfall:** Rainfall within 2 hours of application may reduce weed control. **Grazing:** Wheat, barley, oats and seedling alfalfa - Do not use treated crops for grazing of livestock or green feed until 30 days after application. Do not cut treated crops for forage until 30 days after application. CAUTION: Do not graze other treated crops or cut for feed unless specified above; sufficient data are not available to support such use. **Re-cropping:** None.

**Environmental Precautions**

Bromoxynil is moderately to highly toxic to aquatic organisms and non-target terrestrial plants. Avoid contamination of aquatic systems during application.

**Toxicity**

Moderate to high oral toxicity. Acute oral LD<sub>50</sub> (rats) = 368 mg/kg. Very toxic to fish. Intake of a large dose may cause convulsions, sudden collapse and coma. Can be absorbed through the skin.

**Storage**

Pardner/Koril/Bromotril/Brotex formulations will solidify at temperatures below -20°C, but will be usable again at temperatures above 0°C.

# Permit WG

Group 2

**Formulation**

Product	Company	Active ingredient	Formulation	Container size
Permit WG (PCP# 31210)	Gowan Canada	Halosulfuron-methyl: 72.6%	WDG	567 g

**Crops, Staging and Rates**

Crop	Staging, rate and comments
Beans	<b>Pre-emergent (surface):</b> 14.2 - 19 g/acre after seeding but prior to soil cracking <b>Post-emergent:</b> Apply 2 to 4 trifoliolate leaves, prior to flowering. Maximum 1 application per year.
Corn (sweet, popcorn)	<b>Post-emergent only.</b> Apply 19 - 28.3 g/acre up to 10 - 12 leaf stage. A second application of 19 g/acre may be applied with drop nozzles, avoiding the whorl. Maximum 2 applications per year.
Field corn	Apply 19 - 37.6 g/acre up to 10 - 12 leaf stage. A second application of up to 37.6 g/acre may be applied with drop nozzles. Maximum 2 applications per year.
Proso millet	Apply 14 - 19 g/acre from the 2 leaf up to prior to head emergence. Maximum 1 application per year.

**Weeds Controlled**

Weeds controlled both pre-emergent and from the 3 leaf stage. Refer to label for maximum leaf stage of individual weeds.

Weed controlled at 14 - 19 g/acre pre-seed	Weeds controlled at 28.3 - 37.6 g/acre
Annual sunflower, Canada fleabane**, cocklebur, common chickweed, common groundsel, corn spurry, creeping yellowcress, hairy galinsoga, northern willowherb, lamb's quarter**, broadleaf plantain, prickly lettuce, purslane*, common ragweed, redroot and smooth pigweed, round-leaved mallow, shepherd's purse, smartweed, wild mustard, wild radish, yellow nutsedge, volunteer canola (not Group 2 tolerant varieties)	Weeds to the left plus hedge bindweed, common milkweed*, horsetail*

\* Applications to emerged weeds require the addition of a non-ionic surfactant with 80% or greater active ingredient content at the lowest labelled rate for the surfactant regardless of crop stage. \*\* Note: Certain weeds such as lamb's quarters and Canada fleabane are not controlled when applied post-emergent.

**Registered Tank Mixes**

Dry beans: Eptam 1.72 - 2.12 L/acre at pre-emergent stage only. Requires incorporation.

Field corn: 2,4-D, Accent, Aatrex, Dicamba and glyphosate in glyphosate tolerant corn only.

**Application Information**

Adding ingredients in the correct order is critical for optimum performance. Check labels of both products to be mixed for directions.

**Permit WG (cont'd)****Application Tips**

Do not apply by air. **Water Volume:** Minimum 40 to 55 L/acre. Use the higher volume when there is a heavy crop canopy or weeds are at an advanced stage.

**How it Works**

Halosulfuron is a Group 2 herbicide that is absorbed by the foliage and roots, readily translocated throughout the plant and inhibits cell division. Symptoms on dying weeds may not be noticeable for 1 to 3 weeks after application depending on weed sensitivity, weed size, growing conditions and spray coverage.

**Restrictions**

**Rainfall:** Activity of foliar applications may be reduced if rainfall or irrigation occurs within 4 hours. Pre-emergent surface applications will benefit from some rainfall, but excessive rainfall (greater than 1 inch or 2.5 cm) shortly after application may result in injury, especially when seeding is shallow. **Re-entry Interval:** Do not enter treated field for 12 hours. **Grazing:** DO NOT graze or cut corn for livestock greenfeed within 30 days of the last application. Allow 30 days for sweet corn and 65 days for popcorn or grain corn from the last application to foliage and the harvesting of silage. Proso (crown) millet may be grazed immediately after treatment. DO NOT cut proso (crown) millet for hay within 37 days of application or feed straw within 50 days of application. **Pre-harvest Interval:** DO NOT harvest dry beans within 30 days of post-emergent applications. DO NOT harvest proso (crown) millet within 50 days of application. There is no pre-harvest interval indicated for grain corn.

**Re-cropping Interval:** Delay seeding the following crops for the interval indicated:

- dry common beans - no delay required
- field corn - 1 month;
- cereals (wheat barley and oats) - 2 months
- potatoes, peas forage legumes and soybeans - 1 year
- canola and sunflowers - 2 years
- sugar beets - 36 months (3 years)

**Environmental Precautions**

TOXIC to aquatic organisms and non-target terrestrial plants. Observe buffer zones specified under DIRECTIONS FOR USE.

**Toxicity:**

Acute oral LD<sub>50</sub> (rats) = 1,287 mg/kg.

**Storage**

Store in a cool, secure place. Do not store for prolonged periods in direct sunlight.

# Pinnacle SG Toss-N-Go

**Group 2****Formulation**

Product	Company	Active ingredient	Formulation	Container size
Pinnacle SG Toss-N-Go (PCP# 30741)	FMC Corporation	Thifensulfuron-methyl: 50%	Soluble granule	8 x 12 water soluble pouches



## Crops, Staging and Rates

Crops	Rate (g per acre)	Staging and specific comments
Soybean	3.3 or 4.8 g/acre	Apply after the first trifoliate leaf, fully expanded and before flowering initiates. Best results with young weeds, less than 10 cm tall (4 cm). Requires addition of non-ionic surfactant such as Agral 90, Agsurf at 1 L/1,000 L spray solution. Oil surfactants such as Assist at 0.4 - 0.8 L/acre or Sure-Mix at 0.5% v/v may be used as adjuvants.

## Weeds Controlled

**Low rate:** Lady's thumb, redroot pigweed, wild mustard.

**High Rate:** the previous low rate weeds plus lamb's quarters.

## Registered Tank Mixes

Tank mix partner	Tank mix rates
Assure II	(0.2 L/acre) plus Sure-Mix
Basagran	(0.71 or 0.91 L/acre) plus Assist adjuvant
Basagran Forte	(0.71 or 0.91 L/acre)*
Assure II	(0.25 L/acre) plus Basagran Forte (0.71 or 0.91 L/acre) plus Sure-Mix adjuvant*

\* Refer to appropriate labels for Pinnacle and adjuvant rates of application.

FMC supports the following mix not on the Pinnacle SG Toss-N-Go label. Apply mixes according to the most restrictive use limitations for either product: glyphosate on GT soybeans.

## Application Information

**How to Apply:** Apply with ground equipment. **Water volume:** Ground sprayers - 45 L/acre.

## Application Tips

Maximum 40 psi (275 kPa) when using conventional flat fan nozzles. Pinnacle applied to crops that have been under stress before application may result in crop injury. Stress conditions within 3 days of application may also result in crop injury. Weeds under stress conditions at time of application may not be adequately controlled. Injury symptoms can be crop discoloration (yellowing, purpling or reddening) or stunting.

## How it Works

Pinnacle rapidly stops growth of susceptible weeds. However, typical symptoms (discoloration) of dying weeds may not be noticeable for 1 to 3 weeks after application, depending on growing conditions and weed susceptibility.

## Restrictions

**Rainfall:** Up to 1 inch of rain beginning 1 hour or more after spraying will not reduce Pinnacle effectiveness.

**Grazing:** Do not graze or cut for feed. **Pre-harvest intervals:** Minimum time (PHI) between application and harvest is 60 days. **Re-entry:** Do not re-enter treated area until 12 hours after application. **Re-cropping:** Do not plant any crop other than wheat or barley, soybeans, tomatoes or Group 2 tolerant canola for 30 days after application.

## Environmental Precautions

Observe buffer zones specified under DIRECTIONS FOR USE.

## Toxicity

Low acute toxicity. Acute oral LD<sub>50</sub> (rats) = > 5,000 mg/kg.

## Storage

Store product in original container only, away from other pesticides, fertilizer, food or feed. Not for use or storage in or around the home. Keep container tightly closed and dry. Do not freeze.

# Pixxaro

Group 4

## Formulation

Product	Company	Active ingredient	Formulation	Container size
<b>Pixxaro A (PCP# 31303)</b>	Corteva Agriscience	Halauxifen, methyl ester: 16.25 g/L Fluroxypyr: 250 g/L	EC	1 x 4.9 L, 4 x 9.8 L bulk
<b>Plus M (PCP# 29622)</b>		MCPA Ester: 600 g.a.e/L	EC	1 x 9.45 L, 75.1 L bulk

One case of Pixxaro treats 40 acres. Bulk package treats 320 acres.

## Crops, Staging and Rates

Crop	Staging	Rate
Spring wheat (including durum), winter wheat and barley	3 leaf stage to just prior to flag leaf emergence	Pixxaro A at 125 mL/acre + Pixxaro B at 235 mL/acre (40 acres/case)

## Weeds and Staging

Weeds controlled (up to 10 cm in height or diameter unless otherwise specified), including Group 2 resistant biotypes.

### Weeds Controlled

annual sunflower	field horsetail <sup>1</sup>	prickly lettuce
barnyardgrass (up to 5 leaf, 2 tillers)	flax, volunteer (up to 15 cm in height)	ragweed (common, false, giant)
buckwheat, wild (1 - 8 leaf)	flixweed	round-leaved mallow
burdock (before the 4 - leaf stage)	hemp-nettle (1- 8 leaf)	shepherds-purse
Canada fleabane	kochia (up to 15 cm in height)*	smartweed/lady's thumb <sup>1</sup>
Canada thistle <sup>1</sup>	lamb-quarters (1 - 8 leaf)	stinkweed
canola, volunteer (1 - 8 leaf)	mustard, wild <sup>1</sup>	stork's bill
chickweed (1 - 8 leaf)*	nightshade (eastern black, hairy and cutleaf, up to 6 leaf stage)	sow thistle, annual <sup>1</sup>
cleavers (1 - 9 whorl)*	perennial sow thistle <sup>1</sup>	vetch
cocklebur	pigweed, redroot (1 - 8 leaf)	volunteer alfalfa (up to 25 cm)
dandelion <sup>1</sup>		wild radish

<sup>1</sup> Suppression

\* Including Group 2 resistant biotypes.

## Registered Tank Mixes

### Combinations with Pixxaro co-pack for annual grass control

Tank mix partner	Crops registered	Rate/ha	Adjuvant rate	Additional weeds controlled
<b>Liquid Achieve SC</b>	Spring and durum wheat, barley	200 mL/acre	Intake at 0.66% v/v or Carrier at 0.5% v/v	wild oats, green foxtail, yellow foxtail, barnyard grass, volunteer oats, Persian darnel
<b>Axial</b>	Spring wheat, barley	500 mL/acre	Adigor: 280 mL/acre	wild oats, green foxtail, yellow foxtail, barnyard grass, volunteer oats, volunteer canary seed, proso millet
<b>Horizon 240EC</b>	Spring and durum wheat	93 mL/acre	Score at 0.8% v/v	wild oats, green foxtail, yellow foxtail, barnyard grass, volunteer oats, volunteer canary seed
<b>Horizon NG</b>	Spring and durum wheat	376 mL/acre	None required	wild oats, green foxtail, yellow foxtail, barnyard grass, volunteer oats, volunteer canary seed
<b>Puma Advance</b>	Spring and durum wheat, barley	413 mL/acre	None required	wild oats, green foxtail, yellow foxtail, barnyard grass

Tank mix partner	Crops registered	Rate/ha	Adjuvant rate	Additional weeds controlled
Traxos	Spring and durum wheat	500 mL/acre	None required	wild oats, green foxtail, yellow foxtail, barnyard grass, volunteer oats, volunteer canary seed, proso millet, Persian darnel
Simplicity/ Simplicity GoDRI	Winter, spring and durum wheat	Simplicity: 200 mL/acre. Simplicity GoDRI: 28 g/acre	No surfactant for Simplicity. Simplicity GoDRI requires Agral 90 at 0.25% v/v or another recommended surfactant.	Wild oats, green foxtail, yellow foxtail, Japanese Brome, downy brome (check label for timing), selected broadleaf weeds

Corteva Agriscience also supports the following mixes not listed on the Pixxaro label. Herbicides: Simplicity. Adding ingredients in the right order is critical for optimum performance. Check labels of products to be mixed.

## Application Information

**How to Apply:** Ground or aerial application. **Water volume:** 20 - 40 L/acre by ground sprayer, 12 L/acre by air.

## Application Tips

DO NOT apply with spray droplets smaller than coarse classification. Boom height must be 60 cm or less above the crop or ground.

## How it Works

Pixxaro is a systemic herbicide that moves within the plant for control of exposed and underground plant tissues. The product controls weeds by disrupting normal plant growth patterns. Symptoms of weeds include epinasty (twisting of the stems) and swollen nodes. Warm, moist growing conditions promote active weed growth and enhance the activity of Pixxaro by allowing maximum foliar uptake and activity. Weeds hardened off by cold weather or drought stress may not be adequately controlled or suppressed and re-growth may occur.

## Expected Results

Weeds start to twist between 2 - 20 days after spraying, dependant on weather conditions and nature of weeds. Following twisting and bending, plants will turn brown then die.

## Restrictions

**Rainfall:** Rainfast within 1 hour of application. **Grazing:** Livestock may be grazed on treated crops 21 days following application. **Pre-harvest Intervals:** Do not harvest the treated crop within 60 days after application. **Re-cropping:** Fields previously treated with Pixxaro can be seeded to fall rye and winter wheat 3 months after application. After a minimum of 10 months, can be seeded to spring wheat, spring barley, oats, alfalfa, canola, fababean, flax, field peas, mustard, commercial potatoes or fields can be summerfallowed. Lentils can be planted 22 months after application of Pixxaro.

## Environmental Precautions

For tank mixes, consult the labels of the tank mix partners and observe the largest (most restrictive) buffer zone of the products involved in the tank mixture.

## Toxicity

Acute Oral LD<sub>50</sub> (rats) 5,000 mg/kg for Pixxaro A. Acute Oral LD<sub>50</sub> (rats) 1,793 mg/kg for Pixxaro B. Potential skin sensitizer. Warning: eye and skin Irritant.

## Storage

Store in original containers in a secure, dry heated storage.

# Poast Ultra

Group 1

## Formulation

Product	Company	Active ingredient	Formulation	Container size
Poast Ultra (PCP# 24835)	BASF Canada	Sethoxydim: 450 g/L	Emulsifiable concentrate	2 x 7.7 L jugs

Note: Merge adjuvant required for Poast alone or with any registered broadleaf herbicide.

## Crops, Staging and Rates

No stage restriction.

### Maximum application rate: 0.45 L/acre + Merge at 0.5% V/V

alfalfa	chickling vetch	lentils	tree and shrubs consisting of spruce, colorado spruce, scots pine, douglas fir, caragana, cedar, juniper, green ash, lilac, buffalo berry, sea-buckthorn, potentilla, spirea, maple, walnut
alsike clover*	cicer milkvetch*	lupins	
beans (white, kidney, pinto, adzuki, faba, lima, mung)	creeping red fescue (for seed production only)	mustard	
Brussel sprouts	dry field peas	potatoes	
canola (including Roundup Ready, Liberty Link and Group 2 tolerant canola)	fababeans	sainfoin*	
celery	fenugreek	sunflower	
	flax (including low linoleic acid varieties)	sweet clover	
		sugar beet	

### Maximum application rate: 0.26 L/acre + Merge at 0.5% V/V

alsike clover**	coriander	sainfoin**
caraway	dill	solin
cicer milkvetch**	safflower	sweet clover**

### Maximum application rate: 0.23 L/acre + Merge at 0.5% V/V

tame buckwheat

### Maximum application rate: 0.19 L/acre + Merge at 0.5% V/V

chickpeas

\* Established stand \*\* Seedlings only

## Weeds, Rates and Staging

Weeds	Stage	Rate	
		Poast Ultra	Merge (v/v)
Barnyard grass, fall panicum, green foxtail, large crabgrass, Persian darnel, proso millet, volunteer corn, witchgrass, yellow foxtail	1 - 6 leaf	0.13 L/acre	0.5 - 1.0 %
Volunteer cereals (barley, oats, wheat), wild oats in canola, flax (low linolenic varieties) and peas	1 - 4 leaf	0.13 L/acre	
Volunteer cereals (barley, oats, wheat), wild oats (suppression)	1 - 6 leaf	0.19 L/acre	
Quackgrass suppression	2 - 5 leaf	0.19 L/acre	
Quackgrass control plus annual grasses listed above	1 - 3 leaf	0.45 L/acre	
Foxtail barley suppression plus annual grasses listed above	1 - 4 leaf	0.45 L/acre	

Note: Merge adjuvant is sold separately.

## Registered Tank Mixes

Tank mix partner	Poast Ultra + tank mix partner rate	Additional weeds controlled
<b>Canola</b>		
Lontrel 360	Poast Ultra: 0.13 - 0.19 + Merge: 0.75 - 1.0 % V/V + Lontrel 360: 0.17 - 0.34 L/acre	Poast Ultra susceptible grassy weeds plus Canada thistle.
Muster	Poast Ultra: 0.13 - 0.19 + Merge: 0.75 - 1.0 % V/V + Muster 8 - 12 g/acre	Poast Ultra susceptible grassy weeds plus flaxweed, hemp-nettle, redroot pig weed stinkweed, wild mustard.

Tank mix partner	Poast Ultra + tank mix partner rate	Additional weeds controlled
<b>Muster + Lontrel 360</b>	Poast Ultra: 0.13 - 0.19 + Merge: 0.4 L/acre + Muster 88g/acre + Lontrel 360: 0.17 L/acre	Poast Ultra susceptible grassy weeds plus Canada thistle plus above weeds.
<b>Liberty Link canola</b>		
<b>Liberty 150 SN</b>	Poast Ultra: 0.09 L/acre + Merge: 0.4 L/acre + Liberty 150 SN: 1.08 L/acre	Poast Ultra susceptible grassy weeds plus Liberty susceptible weeds.
<b>Flax</b>		
<b>Buctril M</b>	Poast Ultra: 0.13 - 0.19 + Merge: 0.75 - 1.0 % V/V + Buctril M: 0.4 L/acre	Poast Ultra susceptible grassy weeds plus Bromoxynil susceptible weeds.
<b>Logic M</b>	Poast Ultra: 0.13 - 0.19 + Merge: 0.75 - 1.0 % V/V + Logic M: 0.5 L/acre	
<b>MCPA ester</b>	Poast Ultra: 0.13 - 0.19 + Merge: 0.75 - 1.0 % V/V + MCPA ester 500: up to 0.45 L/acre	
<b>Lontrel 360</b>	Poast Ultra: 0.13 - 0.19 + Merge: 0.75 - 1.0 % V/V + Lontrel 360: 0.23 - 0.34 L/acre	Poast Ultra susceptible grassy weeds plus Canada thistle.
<b>Lontrel 360 + MCPA</b>	Poast Ultra: 0.13 - 0.19 + Merge: 0.75 - 1.0 % V/V + Lontrel 360: 0.23 - 0.34 L/acre + MCPA ester 500: 0.34 - 0.45 L/acre	Poast Ultra susceptible grassy weeds plus Canada thistle and MCPA susceptible weeds.
<b>Field peas</b>		
<b>Pursuit</b>	Poast Ultra: 0.19 L/acre + Merge: 0.4 L/acre + Pursuit: 40 mL/acre	Chickweed, stinkweed, cleavers, hemp-nettle, volunteer canola (non-Group 2 tolerant), redroot pigweed, wild buckwheat, smartweed, wild mustard.

## Application Information

**With:** Apply with ground equipment or by air. **Water Volume:** Ground: 20 - 45 L/acre. Dense foliage, heavy infestations and for quackgrass control: 45 - 80 L/acre. Air: 10 - 20 L/acre.

## Application Tips

For optimum control of grassy weeds, when grasses are actively growing, there is good soil moisture and crop is small enough to permit thorough spray coverage. Grasses growing in less than ideal conditions are more difficult to control. Do not spray Poast Ultra if temperatures of +5°C or lower are forecasted within 3 days of application. Temperatures near freezing (below 5°C) will prevent optimum herbicide performance, as weeds are not actively growing. Escapes or re-tillering may occur under prolonged stress conditions or low fertility. Do not apply on grasses stressed longer than 20 days due to lack of moisture as unsatisfactory control can result.

**Quackgrass Control:** Apply when quackgrass is actively growing up to the 3 leaf stage (8 to 12 cm in height). Cultivation is necessary prior to spraying to stimulate even quackgrass growth and to obtain control. Where poor soil fertility (i.e., low nitrogen) exists, quackgrass control may not be satisfactory.

## How it Works

Poast Ultra is a contact and a systemic herbicide. Absorbed primarily by foliage and translocated to the growing points. Inhibits formation of fatty acids in these tissues. Thorough coverage of the foliage is important for consistent grass control.

## Expected Results

Susceptible grasses stop growing immediately, gradually turn yellow and then brown. The time required for complete control is normally 7 - 21 days (annual grasses). Control of quackgrass develops more slowly than control of annual grasses. Poast Ultra is translocated through the quackgrass plant to the rhizomes and kills actively growing rhizome buds, as well as above ground vegetation. Dormant rhizome buds will remain unaffected by the spray and regrowth can occur from these buds. The regrowth will not be significant until 6 - 8 weeks after treatment, depending on growing conditions, crop cultivation practices and crop competition.

## Restrictions

**Rainfall:** Rainfall within one hour of application may reduce the weed control. **Grazing:** Do not graze the treated crop or cut for hay; sufficient data are not available to support such use. Forage legumes indicated in the label may be cut for hay provided pre-harvest intervals are followed. **Re-entry:** Do not enter or allow entry into treated areas for 12 hours.

**Poast Ultra (cont'd)****Pre-harvest Intervals:**

Crop	Pre-harvest interval	Crop	Pre-harvest interval
Alfalfa	70 days	Forage legumes*	30 days
Beans, snap	15 days	Lentils and chickpeas	65 days
Brussel sprouts	70 days	Celery	30 days
Buckwheat	85 days	Lupin	80 days
Canola	70 days	Mustard	76 days
Chickling vetch	70 days	Potato	80 days
Dry common bean	80 days	Safflower	90 days
Dry peas	60 days	Solin	86 days
Fababeans	70 days	Sunflower	105 days
Flax	60 days		

\* Forage legumes includes Alsike clover, cicer milkvetch, sainfoin and sweet clover.

**Re-cropping:** A plant-back interval of 30 days is required for all crops other than those listed on the label.

**Environmental Precautions**

Poast Ultra is toxic to aquatic organisms and non-target terrestrial plants. Observe buffer zones specified on the label.

**Toxicity**

Low acute toxicity. Acute oral LD<sub>50</sub> (rats) = > 4,000 mg/kg.

**Storage**

Store product in a cool, dry place. Freezing will not reduce effectiveness.

# Predicade

Group 2, 4

**Formulation**

Product	Company	Active ingredient	Formulation	Container size
Predicade Broadleaf (PCP# 31713)	FMC Corporation	Tribenuron-methyl: 25% + thifensulfuron-methyl: 25%	SG	486 gram bottle
Predicade Grass (PCP# 31735)		Thiencarbazone-methyl: 10 g/L	Suspension	8.0 L jug
Perimeter II (PCP# 30094)		Flurozypyr: 333 gae/L	EC	3.4 L jug
Nufarm MCPA Ester 600 Liquid (PCP# 27803)	Nufarm Agriculture Inc.	MCPA ester: 600 g/L	EC	7.6 L jug

**Crops, Staging and Rates**

Crop	Staging	Rate
Wheat (spring, durum)	3 leaf stage to 6 leaf with 3 tillers, but prior to jointing (presence of first node)	Predicade Broadleaf: 12 g/acre Predicade Grass: 200 mL/acre Perimeter II: 85 mL/acre MCPA Ester 600: 190 mL/acre
Winter wheat (spring application)	3 tiller to before the first node can be felt in the stem. <b>Do not apply after the presence of the first node.</b>	Predicade broadleaf: 12 g/acre + Predicade grass: 200 mL/acre + MCPA Ester 600: 190 mL/acre

One case of Predicade treats 40 acres.

## Weeds and Staging

**Grassy weeds:** Apply at 1 to 6 leaves, up to emergence of 3rd tiller unless otherwise noted.

barnyardgrass	Persian darnel (suppression)	wild oats (incl. Group 1 resistant)
green foxtail	volunteer canary seed (up to emergence of 2 <sup>nd</sup> tiller)	yellow foxtail (suppression)
Japanese brome (control of spring germinated, suppression of overwintered)		

**Broadleaf weeds:** Apply to apply to young, actively growing weeds that are less than 10 cm in height or diameter, unless otherwise indicated.

annual smartweed (green smartweed, lady's thumb)	kochia (including group 2 and 9 resistant, seedling to 8 leaf)	shepherd's-purse (1 - 6 leaf)
Canada thistle (top growth control) – suppression	lamb's-quarters	sow thistle (perennial)
chickweed (1 - 6 leaf)	narrow-leaved hawk's beard	stinkweed
cleavers (1 - 6 whorl)	night flowering catchfly	stork's-bill (1 - 6 leaf)
cow cockle	pale smartweed (1 - 6 leaf)	volunteer canola (including all herbicide resistant biotypes)
dandelion (<15 cm in diameter)	redroot pigweed	volunteer flax (<12 cm)
flixweed	round-leaved mallow (1 - 5 leaf)	white cockle
hemp-nettle	Russian thistle	wild buckwheat
	scentless chamomile	wild mustard

**Spring wheat only:** For more consistent weed control including wild oats in areas of heavy infestation and/or advanced staging (greater than 1 tiller wild oats), add ammonium sulphate at 202 g/acre (99% solution), 0.4 L/acre (49% solution) or 0.5 L/acre (40% solution).

**Durum wheat only:** For more consistent weed control in areas of heavy infestation and/or advanced staging (greater than 1 tiller wild oats), add a non-ionic surfactant (Agral 90, AgSurf or Surf 92) at 0.25% v/v.

## Registered Tank Mixes

None.

## Application Information

**With:** Ground equipment. **Water Volume:** Ground: 22 L/acre. Aerial application: volume 12 L/acre.

## Mixing Instructions

Start with a clean and empty spray tank. Fill tank to half full with clean water. With agitator running, add the required amount of Predicade Broadleaf. Continue agitation until completely dissolved. Follow by adding Predicade Grass, Perimeter II, MCPA Ester. Maintain continuous agitation. Add the rest of water.

## Application Tips

Higher spray volumes are needed with a dense crop canopy and/or large weeds. Predicade left in the tank for more than 24 hours might have reduced effectiveness. When crop is under stress, application may result in crop injury such as temporary crop colour lightening or a slight height reduction. Clean sprayer immediately after application and use ammonia. Under drought conditions, do not spray if time between seeding and spraying exceeds 35 days as drought hastens crop development. Do not spray 3 days prior to or following cold temperatures (3°C or lower).

**Note:** Perimeter II Herbicide activity is influenced by weather conditions. Optimum activity requires active crop and weed growth. The temperature range for optimum activity is 12°C to 24°C. Reduced activity will occur when temperatures are below 8°C or above 27°C. Frost before application (3 days) or shortly after (3 days) may reduce weed control and crop tolerance. Weed control may be reduced during stress conditions, e.g. drought, heat or cold stress, or if weeds have initiated flowering, or if heavy infestations exist.

## How it Works

Perimeter is absorbed through foliage and inhibits cell elongation. Causes stem elongation, leaf cupping or curling.

## Expected Results

Growth stops immediately. Discoloration of dying weeds may not be noticeable for 1 to 3 weeks after application, depending on growing conditions and weed species. Grassy plants develop chlorotic discoloration on the leaves, which sometimes turn red. Complete control may take 2 to 4 weeks. Poor results may be expected if there is improper mixing, timing, coverage or when weeds are under drought stress.

**Predicade (cont'd)****Restrictions**

**Rainfall:** Rainfall within 2 hours of application may reduce weed control. **Grazing:** May not be grazed or fed to livestock within 7 days of application or cut for hay within 30 days after application. **Pre-harvest Intervals:** Do not harvest spring or durum wheat for grain or straw within 60 days of application. **Re-cropping:** barley, canola, flax, lentils, mustard, oats, alfalfa, field corn, dry beans, soybeans, sunflowers, peas, spring wheat (including durum) can be seeded 10 months after application.

**Environmental Precautions**

This product is toxic to aquatic organisms and non-target terrestrial plants. Observe buffer zones of 15 metres with ground application and 125 m for fixed wing aerial, 100 m for rotary wing aerial application. Do not allow into surface water, drains and groundwater.

**Toxicity**

Moderately toxic by ingestion. Oral LD<sub>50</sub> (rats) = > 2,000 mg/kg. Moderate skin and eye irritation.

**Storage**

Store in a cool, dry place. Do not store below freezing. Shake well before using.

# PrePass XC/PrePass Flex

**Group 2, 9****Formulation**

Product	Company	Active ingredient	Formulation	Container size
PrePass XC A (PCP# 27395)	Corteva Agriscience	Florasulam SC: 50 g/L	Suspension concentrate	1.6 L jug, 4 x 12 L jug
PrePass XC B (PCP# 29652)		glyphosate: 480 g/L	Solution	2 x 7.5 L or 450 L totes
PrePass Flex (PCP# 31259)		Florasulam: 25%	Water dispersable granules	8 x 0.648 kg jugs

**Acres to Treat**

PrePass XC A: 1.6 L will treat 40 acres. PrePass XC B: 2 x 7.5 L jugs will treat 40 acres or as bulk treat 1,200 acres. PrePass Flex: treat 80 acres per 0.648 kg jug and 640 acres per case. PrePass Flex is compatible with all glyphosate liquid formulations. Consult individual manufacturers.

**Crops, Staging and Rates**

When PrePass Flex is mixed with glyphosate at a rate of 180 gai/acre or VP 480 at 0.375 litres/acre

Crop	Staging	Rate
<b>Pre-seed weed burn-down</b>	Apply prior to planting barley, oats, durum, winter and spring wheat to control emerged labelled weeds.	PrePass XC A: 40 mL/acre PrePass XC B: 375 mL/acre PrePass Flex: 8.1 g/acre and may be mixed with all glyphosate salt formulations
<b>Summerfallow</b>	Apply for control of labelled weeds.	
<b>Fall stubble applications</b>	Apply in the fall to control annual broadleaf weeds and grasses prior to spring seeding of wheat (including durum), winter wheat, barley and oats.	

**Weeds and Staging****Grasses controlled at 2 - 4 leaf stage**

downy brome  
giant foxtail  
green foxtail

Persian darnel  
volunteer barley  
volunteer wheat

wild oats



**Grasses controlled at 2 - 4 leaf stage****Broadleaf weeds controlled at 2 - 4 leaf stage**

annual sow-thistle*	kochia	smartweed
Canada fleabane**	lady's-thumb	stinkweed
cleavers	lamb's-quarters	volunteer canola, including Roundup Ready and Group 2 tolerant
common chickweed	narrow-leaved hawk's beard**	volunteer flax
common ragweed**	perennial sow-thistle*	wild buckwheat (1 - 5 leaf)
dandelion: seedlings and overwintered rosettes, mature plant up to 30 cm	redroot pigweed	wild mustard
flixweed	Russian thistle	
hemp nettle	scentless chamomile	
	shepherd's purse	

\* Suppression with PrePass \*\* Up to 8 cm in height

**Application Information:**

**With:** Apply with ground equipment only. Do not apply by air.

**Water Volume:** 20 - 40 L/acre.

**Application Tips**

Pre-seed weed burndown/summerfallow: PrePass must be applied to emerged, actively growing weeds. Warm, moist growing conditions promote active weed growth and enhance the activity of florasulam by allowing maximum foliar uptake and contact activity. Weeds hardened off by cold weather or drought stress may not be adequately controlled or suppressed and re-growth may occur. For best results, ensure thorough spray coverage of target weeds. Reduced control may also occur when applied to weeds heavily covered in dust.

**Fall stubble:** Prepass can be applied until late October, but active weed growth must be present.

**How it Works**

PrePass A and PrePass Flex are taken up by leaves and stops growth of susceptible weeds rapidly via inhibition of the ALS enzyme. PrePass B is a non-selective systemic herbicide that moves through foliage into the roots, resulting in plant mortality.

**Expected Results**

Weeds susceptible to PrePass A or PrePass Flex will stop growing almost immediately. Newer leaves start to yellow and wilt, followed by a loss of green colour. Symptoms will spread to the rest of the plant with some weeds showing purpling or reddening. Under good growing conditions, complete control may occur within 7 - 10 days after application. Annual weeds susceptible to Prepass B or glyphosate applied with PrePass Flex will wilt and yellow within 2 - 4 days. Perennials will show similar symptoms within 5 - 10 days after application.

**Restrictions**

**Rainfall:** Heavy rainfall immediately after application may wash the chemical off the foliage, reducing effectiveness. Do not apply if rainfall is imminent at time of application. **Grazing:** Do not graze treated areas within 7 days of application. **Re-cropping:** Pre-seed burn-down application - Fields treated with PrePass herbicide tank mix can be seeded to barley, oats or wheat in the year of application. Summerfallow application: Fields treated with PrePass herbicide tank mix can be seeded to barley, canola, durum wheat, peas, wheat the following spring. Canola and peas can be grown if fallow application occurred prior to August 1 in the fallow year.

**Environmental Precautions**

Overspray or drift to sensitive habitats should be avoided. A buffer zone of 30 metres is required near sensitive habitats.

**Toxicity**

PrePass has an extremely low acute toxicity. Acute Oral LD<sub>50</sub> (rats) = > 5,000 mg/kg.

**Storage**

Store in dry, heated storage. If products are frozen, bring to room temperature and agitate before use.

# Prestige XL/MPower Foxy CM/Esteem

Group 4

## Formulation

Product	Company	Active ingredient	Formulation	Container Size
Prestige XL (PCP# 31428)	Corteva Agriscience	Fluroxypyr: 61.56 g/L + clopyralid: 42.72 g/L + MCPA: 239.5 g/L	Emulsifiable concentrate	2 x 9.5 L case or 113.6 L drum
MPower Foxy CM co-pack of MPower Foxy (PCP# 32952) + MPower Clobber M (PCP# 33114 and 32912)	New Agco Inc.	Fluroxypyr: 280 g/L		Foxy 6.4 L
		Clopyralid: 360 g/L + MCPA: 600 g/L		Clobber: 2.23 L MCPA: 7.5 L
Esteem, a co-pack of Fluroxypyr 180 (PCP# 30815) + Clopyralid 360 (PCP# 32898) + MCPA (PCP# 31669)	ADAMA Canada	Fluroxypyr: 180 g/L	9.6 L jug	
		Clopyralid: 360 g/L	3.34 L jug	
		MCPA Ester 600: 600 g/L	11.01 L jug	

Prestige XL all-in-one formulation: 120 - 160 acres/drum, 20 - 27 acres per case.

## Crops, Staging and Rates

All three products are registered for barley and all wheats. Check individual labels for minor use applications as they may differ between products.

Crop	Timing	Rate
Barley, canarygrass*, oats, wheat, including durum and winter wheat	3 leaf stage until flag leaf emergence 3 leaf to just before flag leaf – winter wheat	<b>Low Rate:</b> Prestige XL: 0.71 L/acre OR MP Foxy: 240 mL/acre + Clobber: 84 mL/acre + MCPA: 281 mL/acre OR Esteem: Fluroxypyr: 240 + Clopyralid: 84 mL/acre + MCPA: 281 mL/acre. <b>High rate:</b> Prestige XL: 0.95 L/acre OR MP Foxy: 320 mL/acre + Clobber: 112 mL/acre + MCPA: 375 mL/acre OR Esteem: Fluroxypyr: 320 mL/acre + Clopyralid: 110 mL/acre + MCPA: 365 mL/acre.
Forage grasses (seedling or established stand) grown for seed production: Creeping red fescue*, intermediate wheat grass*, crested wheat grass*, meadow brome grass*, smooth brome grass*, tall fescue*, timothy*	4 leaf – flag leaf stage	

**Caution:** Do not apply to crops underseeded with legumes.

\*Minor use registration. Corteva assumes no responsibility for performance or crop safety.

## Weeds, Rates and Staging

Apply at 2 - 4 leaf stage, unless otherwise stated

### Low rate:

burdock	lamb's-quarters	vetch
Canada thistle* (low infestation)	plantain (top growth control)	volunteer flax (1 - 12 cm)
cleavers (1 - 4 whorls)	prickly lettuce	volunteer sunflower
cocklebur	ragweeds	wild buckwheat (1 - 8 leaf)
field horsetail (top growth control)	shepherd's purse	wild mustard
flixweed (rosettes only)	stinkweed	wild radish
kochia	stork's-bill** (1 - 8 leaf)	

### High rate:

annual sow thistle	hemp nettle (2 - 6 leaf)	scentless chamomile
Canada thistle (medium to high infestation)	perennial sow thistle*	smartweed
common chickweed** <sup>1</sup> (up to 6 cm)	redroot pigweed	stork's bill
common groundsel	round-leaved mallow (1 - 6 leaf)	tartary buckwheat
dandelions (rosettes only)	Russian pigweed	volunteer canola

\* Season-long control of thistle with some regrowth in the fall (top growth control) \*\* Suppression <sup>1</sup>Including biotypes resistant to Group 2 herbicides

**Registered Tank Mixes**Does not include Esteem mixes.<sup>1</sup>

Tank mixes	Tank mix partner rate	Additional weeds controlled
<b>Barley, spring wheat, including durum</b>		
<b>Achieve Liquid + Intake</b>	200 mL/acre + Intake at 0.66% v/v or Carrier at 0.5% v/v	Green foxtail, wild oats
<b>Assert SC 300 + Acidifier</b>	0.53 mL/acre plus acidifier	Wild oats (1 - 3 leaf stage)
	650 mL/acre plus acidifier	Wild oats (4 leaf stage)
<b>Puma Advance</b>	413 mL/acre	Green foxtail, wild oats, and barnyard grass
<b>Spring wheat, including durum</b>		
<b>Everest + non-ionic surfactant</b>	17.4 g/acre+ Agral 90 or AgSurf: 0.25 % v/v	Green foxtail, wild oats
<b>Horizon + Score</b>	93 mL/acre + Score: 1.0 v/v	Green foxtail, wild oats
<b>Bengal</b>	156 mL/acre	Green foxtail
	312 mL/acre	Green foxtail, wild oats
<b>Simplicity or Simplicity GoDRI</b>	Simplicity: 150 - 200 mL/acre or Simplicity GoDRI: 21 - 28 g/acre. When mixing Prestige XL with Simplicity GoDRI, Agral 90 or other recommended surfactant is required at 0.25% v/v + 7% Ammonia. (Finish) at 0.25% v/v. If water has bicarbonates >400 ppm, add AMS first at 2% v/v.	Wild Oats, Japanese brome, downy brome (suppression), barnyard grass, yellow foxtail, green foxtail (suppression). Consult label for added broadleaf weeds.
<b>Spring wheat and barley excluding durum</b>		
<b>Axial</b>	500 mL/acre	Wild oats and green foxtail

<sup>1</sup> ADAMA Canada supports the following mixes not on the Esteem Label: Bengal, Bison, Assert, Axial for wheat and barley. For wheat only, Broadband, Ladder, Ladder All-In and Varro.

**Application Information**

**With:** Apply with ground equipment or by air. **Water Volume:** 20 - 40 L/acre Ground, 12 - 20 L/acre air.

**Application Tips**

Prestige is a non-residual herbicide and will only control emerged weeds. Temperature range for optimum activity and control is 12°C to 24°C. Reduced activity will occur when temperatures are below 8°C or above 27°C. Frost before application (3 days) or shortly after (3 days) may reduce weed control and crop tolerance. Weed control may be reduced during stress conditions. Wet foliage at time of application may result in reduced weed control. Common chickweed control: Prestige will only control chickweed that is emerged at time of application. Chickweed plants which emerge after application will not be controlled. To improve the reduction in chickweed population at the end of season, delay the timing of application as late as possible to when the majority of chickweed plants have emerged.

**How it Works**

The components of Prestige tank mix move within the plant to control exposed and underground plant tissue. The herbicide mimics naturally occurring plant hormones and controls weeds by disrupting normal plant growth patterns. Symptoms include twisting of stems and swollen nodes.

**Expected Results**

Weeds start to twist shortly after being sprayed. After twisting and bending, plants stop growing, turn brown and die. Difficult-to-control weeds such as Canada thistle and wild buckwheat stop growing, change colour to dark green and then turn yellow. Death may not occur for 14 - 21 days. Some weak Canada thistle regrowth may occur by the end of season.

**Prestige XL/MPower Foxy CM/Esteem (cont'd)****Restrictions**

**Rainfall:** Do not apply if rain is expected within 4 hours. **Grazing:** Do not permit any grazing within 7 days after application. Do not harvest forage or cut hay within 7 days after application. Withdraw meat animals from treated fields at least 3 days before slaughter. **Pre-harvest Intervals:** Do not harvest the treated crop within 60 days after application. **Re-entry:** Do not enter treated fields 12 hours after application. **Re-cropping:** Fields treated with Prestige herbicide tank mix can be seeded the following year to barley, canola, corn, flax, forage grasses, mustard, oats, peas, rye, sugarbeets, wheat or summerfallowed. Very dry soil conditions following application can result in a risk of injury to field peas grown in the following year. If severe drought conditions are experienced during the months of June to August inclusive in the year of application (less than 140 mm rain between June 1 and August 31 or less than 175 mm rain in the whole year), delay seeding field peas an additional 12 months (22 months following application). Contact your local Corteva Agriscience representative or retailer for more information before seeding field peas following drought conditions in the previous year.

Do not seed crops other than those listed above for at least one year after treatment.

**Environmental Precautions**

This product is highly toxic to aquatic organisms. Avoid contamination of aquatic systems during application or cleaning. Observe buffer zones specified on the label.

**Toxicity**

**Prestige A:** Very low mammalian toxicity. Acute oral LD<sub>50</sub> (rats) = >2,000 mg/kg.

**Prestige B:** Clopyralid: Very low acute mammalian toxicity. Acute LD<sub>50</sub> (rats) = > 2,000.

MCPA: Moderate acute mammalian toxicity. Acute oral LD<sub>50</sub> (rats) = technical 700 - 800 mg/kg. May cause burns upon contact with skin and eyes and can be absorbed through the skin.

**Storage**

Store in a dry, heated area. If product is frozen, bring to room temperature and agitate before use.

# Primextra II Magnum

**Group 5, 15****Formulation**

Product	Company	Active ingredient	Formulation	Container size
Primextra II Magnum (PCP# 25730)	Syngenta	S-Metolachlor: 400 g/L + atrazine: 320 g/L	Flowable	2 x 10 L jug

**Crops, Staging and Rates**

Crop	Staging	Rate
Corn, (field, silage, sweet)	Pre-plant incorporated or pre-emergence (only if irrigated within 10 days of application)	1.21 - 1.62 L/acre

**Weeds and Staging****Pre-emergence**

American nightshade	giant foxtail	purslane <sup>1</sup>	yellow foxtail
annual smartweed	green foxtail	ragweed <sup>1</sup>	yellow nutsedge
barnyard grass	green smartweed <sup>1</sup>	redroot pigweed <sup>1</sup>	wild mustard <sup>1</sup>
crabgrass	lady's-thumb	tall waterhemp	
Eastern black nightshade	lamb's-quarters <sup>1</sup>	wild buckwheat	
fall panicum	prostrate pigweed	witch grass	

<sup>1</sup> Some naturally occurring triazine tolerant biotypes of these weeds may not be controlled by Primextra II Magnum. Refer to company label for specific tank mix options.

**Rate**

Weed populations	Rate
Light infestation	1.2 L/acre
Medium infestation	1.4 L/acre
Heavy infestation	1.6 L/acre

**Caution:** Do not apply to soils with less than 1% or more than 10% organic matter.

**Application Information**

**With:** Apply with ground sprayers. Do not apply by air. **Water Volume:** 60 - 120 L/acre.

**Application Tips**

For best results, apply Primextra II Magnum herbicide/fertilizer mixtures uniformly to the soil with properly calibrated equipment immediately after blending and incorporate according to label directions.

**How it Works**

Absorbed by roots and inhibits photosynthesis.

**Expected Results**

Weeds die at germination, or under dry conditions, die back soon after emergence.

**Restrictions**

**Rainfall:** Moderate rainfall after application will enhance activity. Heavy rainfall reduces weed control.

**Re-cropping:** Follow corn with corn only.

**Environmental Precautions**

This product is toxic to non-target terrestrial plants and aquatic organisms. Use buffer zones to reduce the possibility of drift or damage to sensitive aquatic and terrestrial habitats.

**Toxicity**

Very low acute mammalian toxicity. Acute oral LD<sub>50</sub> (rats) = atrazine 3,080 mg/kg, metolachlor = 2,780 mg/kg, Primextra = 4,680 mg/kg. May cause severe skin irritation and perhaps eye injury.

**Storage**

Dry, heated storage preferred.

# Princep Nine-T

Group 5

**Formulation**

Product	Company	Active ingredient	Formulation	Container size
Princep Nine-T (PCP# 16370)	Syngenta	Simazine: 90%	Water dispersible granules	5 x 5 kg bags

**Crops, Staging and Rates**

Crop	Rate per acre	Staging
Alfalfa (1 year or older)	0.45 kg	Apply in the fall after last cutting but prior to permanently frozen ground conditions. One application per season.

**Princep Nine-T (cont'd)**

Crop	Rate per acre	Staging
Bird's-foot trefoil	0.45 kg	For stands at least one year old, apply from September to November before permanently frozen ground conditions. Apply in year of seeding if population is at least 5 plants per 10 cm <sup>2</sup> and if plants are at least 15 cm high.
Corn	0.6 - 1.0 kg	Apply one week prior to seeding; incorporate to a depth of 2.5 cm. Use low rate on sandy soils, and the high rate on loams and clays.
Raspberries	0.8 - 1.0 kg	Apply in early spring but not on young shoots.
Shelterbelts consisting of caragana, green ash, Siberian elm, American elm, and boxelder maple	2.0 - 2.8 kg	Apply in the fall or early spring, pre-emergent to weeds. Injury may occur to trees grown in saline soils.

**Weeds and Staging**

Apply prior to emergence of weeds in spring.

barnyard grass	lady's-thumb	ragweed*	wild buckwheat
crabgrass	perennial species starting from seed	smartweed	wild oats
lamb's-quarters*	purslane	volunteer clovers	yellow foxtail

\* Some biotypes of these weeds may not be controlled by these products

**Application Information**

**With:** Apply with ground equipment only. **Water Volume:** 120 L/acre. Shelterbelts: 200 L/acre.

**Application Tips**

Gentle agitation required during mixing and spraying. After any break in the spray application, agitate thoroughly. Do not overlap application. Alfalfa, bird's-foot trefoil: Do not apply to same field for more than 3 consecutive years. Do not apply Gramoxone within 1 year after the Princep application.

**How it Works**

Acts through the roots of germinating weeds and inhibits photosynthesis, preventing emergence.

**Expected Results**

Weed-free ground.

**Restrictions**

**Rainfall:** Princep Nine-T requires rainfall to be activated. **Grazing:** Allow 30 days between application and grazing to dairy and beef cattle and sheep, and 60 days between application and cutting for hay. **Re-cropping:** Only corn may be planted during the season of application. If rates greater than 0.8 kg/acre are used, only corn may be planted the following year. Injury may occur to succeeding crops of white beans, onions, peas, tomatoes and turnips if dry weather occurs during the year of application. Sugar beets should not be planted the year following Princep Nine-T application.

**Environmental Precautions**

The active ingredient, simazine, is non-toxic to birds, insects (bees), and aquatic invertebrates and slightly toxic to fish. Do not use this product within 10 metres of the water sources.

**Toxicity**

Acute oral toxicity: Practically non-toxic. Oral LD<sub>50</sub> (rats) = > 5,000 mg/kg. May be irritating to eyes and cause dermatitis.

**Storage**

Store in dry area; heating not required.

# Priority/Blitz/FirstPass/MPower Battlefront

Group 2

## Formulation

Product	Company	Active ingredient	Formulation	Container size
Priority (PCP# 30371)	ADAMA Canada	Florasulam: 50 g/L	Suspension concentrate	2 x 6.4 L
Blitz (PCP# 31687)	Loveland Products Canada Inc.			4 x 3.2 L
FirstPass (PCP# 31671)	WinField United Canada			2 x 6.4 L
MPower Battlefront (PCP# 33003)	New Agco Inc.			2 x 6.4 L

## Crops, Staging and Rates

**Rate:** 40 mL/acre + 0.5 L glyphosate (360 g ai/L). Note: not all products are registered for all uses. Check label for registered uses.

<b>Pre-seed burn down</b>	Apply prior to planting barley, oats or wheat to control emerged labelled weeds
<b>Summerfallow</b>	Apply for control of labelled weeds
<b>Fall stubble applications</b>	Apply in the fall to control annual broadleaf weeds and grasses prior to spring seeding of wheat (including durum) barley and oats
<b>Early post emergence*</b>	Apply early post emergence in spring wheat (incl. durum), barley and oats (tank mixes only), to the main flush of actively growing broadleaf weeds.

\* In crop application with Blitz only – not mixed with glyphosate. When mixed with glyphosate, it can be used for all the above uses.

## Weeds, Rates and Staging

All weeds below at 2 - 4 leaf stage.

### Weed species

annual sow thistle*	hemp nettle*	shepherd's purse	volunteer canola, except
cleavers	narrow leaved hawk's beard*	smartweed	Group 2 tolerant
common chickweed	perennial sow thistle*	stinkweed	wild buckwheat (1-5 leaf)
cow cockle	redroot pigweed*		wild mustard

\* Suppression. <sup>1</sup> Weeds controlled or suppressed with Priority, Blitz

## Registered Tank Mixes

Not all products are registered for all tank mixes. Consult product label for allowable mixes.

Tank mix partner Priority	Tank mix partner rate	Additional weeds controlled (see above)
glyphosate*	330 - 500 mL/acre depending on glyphosate formulation	Weeds listed on glyphosate label
Curtail M	607 mL/acre	Canada thistle, annual sowthistle, stork's bill, lamb's quarters, perennial sowthistle, flixweed (spring rosettes only), dandelion (suppression)
Curtail M + Assert	607 mL + 648 mL/acre	Wild oats
2,4-D 600	404 mL/acre	Weeds on 2,4-D label

\* Blitz can be tank mixed with glyphosate present as isopropylamine or dimethylamine salts only.

## Application Information

**With:** Ground Equipment only. Do not apply by air. **Water Volume:** Ground application: 20 - 40 L/acre.

**Priority/Blitz/FirstPass/MPower Battlefront (cont'd)****Mixing Instructions**

Mix florasulam herbicide, then add chosen glyphosate.

**Application Tips**

**Pre-seed weed burndown/summerfallow:** Priority and others must be applied to emerged, actively growing weeds. Warm, moist growing conditions promote active weed growth and enhance the activity of florasulam by allowing maximum foliar uptake and contact activity. Weeds hardened off by cold weather or drought stress may not be adequately controlled or suppressed, and regrowth may occur. For best results, ensure thorough spray coverage of target weeds. Reduced control may also occur when applied to weeds heavily covered in dust.

**How it Works**

Priority and others are taken by leaves and stops growth of susceptible weeds rapidly via inhibition of the ALS enzyme. Glyphosate is a non-selective systemic herbicide that moves through foliage into the roots, resulting in plant mortality.

**Expected Results**

**Weeds:** Weeds susceptible to florasulam will stop growing immediately. Newer leaves start to yellow and wilt, followed by a loss of green colour. Symptoms will spread to the rest of the plant with some weeds showing purpling or reddening. Under good growing conditions, complete control may occur within 7 - 10 days after application. Annual weeds susceptible to glyphosate will wilt and yellow within 2 - 4 days. Perennials will show similar symptoms within 5 - 10 days after application.

**Restrictions**

**Rainfall:** Heavy rainfall immediately after application may wash the chemical off the foliage, reducing effectiveness. Do not apply if rainfall is imminent at time of application. **Grazing:** Do not graze treated areas within 7 days.

**Re-cropping:** Pre-seed burn down - fields treated with Priority/glyphosate tank mix can be seeded to barley, oats or wheat in the year of application.

**Toxicity**

Priority Acute Oral LD<sub>50</sub> (rats) = > 5,000 mg/kg.

**Storage**

Store in dry, heated storage. If products are frozen, bring to room temperature and agitate before use.

# Prospect

**Group 4, 14****Formulation**

Product	Company	Active ingredient	Formulation	Container size
Prospect (PCP# 33635)	Corteva Agriscience	Halauxifen 15 g/L	Emulsifiable concentrate	2 x 10.8 L case
		Carfentrazone 27.97 g/L		

**Crops, Staging and Rates**

Crop	Staging	Rate
Canola	Prior to Planting	135 mL/acre

**Weeds, Rates and Staging**

Weeds controlled by Prospect at 135 mL/acre + 180 g ai/acre of any glyphosate product. Prospect is intended to be tank mixed with glyphosate. The following weeds are controlled by the tank mix.

**Annual grasses (2-4 leaf)**

downy brome  
giant foxtail

green foxtail  
Persian darnel

wild oats  
volunteer barley

volunteer wheat



**Broadleaf Weeds (1-8 leaf unless otherwise specified, includes Group 2 resistant biotypes)**

Canada fleabane (8 cm tall)	flixweed* (up to 20 cm tall)	red-root pigweed	volunteer alfalfa
cleavers* (up to 25 cm in size)	hemp-nettle	Russian thistle	(up to 25 cm tall)
chickweed	kochia**	shepherd's-purse	volunteer canola***
common ragweed (8 cm tall)	lady's-thumb	stinkweed*	volunteer flax (up to 15 cm tall)
dandelion* (up to 15 cm diameter)	lamb's-quarters	tall waterhemp (up to 5 cm tall)	wild buckwheat (1-6 leaf)
eastern black nightshade	morning glory	velvetleaf (up to 5 leaf)	wild mustard
	narrow-leaved hawk's-beard†		

\* Seedlings and overwintered plants up to the bud stage \*\* Light to moderate infestations of kochia (up to 150 plants/m<sup>2</sup>; up to 15 cm in height)

\*\*\* Including all herbicide tolerant canola varieties up to 5 leaf stage and 10 cm in size † Narrow-leaved hawk's-beard seedlings and overwintered plants up to early stem elongation and no more than 15 cm tall.

**Additional Glyphosate Rates**

Glyphosate rate active ingredient per acre	Weeds controlled
328 g ai/acre	All weeds listed above plus annual bluegrass, annual sow thistle, narrow-leaved vetch
364 g ai/acre	All weeds listed above plus quackgrass (light to moderate infestations), foxtail barley (light to moderate infestations, Canada thistle <sup>1</sup> (rosette), toadflax <sup>2</sup> (vegetative stage in summer fallow)
728 g ai/acre	Foxtail barley (heavy infestations or when plants are stressed)
364 - 1017 g ai/acre	Quackgrass (long-term control and heavy infestations)
364 - 1017 g ai/acre	Canada thistle <sup>2</sup> (bud stage or beyond)

<sup>1</sup> Allow 5 or more days after treatment before tillage. <sup>2</sup> Allow 10 days after treatment before tillage.

Note: Refer to the active ingredient chart in glyphosate section of this manual for the correct volume and formulation strength.

**Registered Tank Mixes**

Glyphosate

**Application Information**

**With:** Ground equipment only. **Water Volume:** 20 - 40 L/acre.

**Application Tips**

Must be applied to emerged, actively growing weeds. Warm, moist growing conditions promote active weed growth and enhance the activity of Prospect herbicide applied alone or as a tank-mix with glyphosate herbicides. Weeds hardened off by cold weather or drought stress may not be adequately controlled or suppressed and re-growth may occur. For best results, ensure thorough spray coverage of target weeds.

**How it Works**

Prospect herbicide has two different herbicide modes of action: a systemic auxin-type herbicide (Group 4) that moves within the plant for control of exposed and underground tissues; a PPO inhibitor herbicide (Group 14) that inhibits an enzyme within the plant.

**Expected Results**

Normal plant growth is disrupted. Symptoms of affected weeds include twisting of stems, swollen nodes and rapid leaf yellowing, followed by foliar desiccation and necrosis.

**Restrictions**

**Rainfall:** Do not apply if rainfall is forecast at time of application. **Grazing:** Livestock can be grazed on treated canola fields 7 days after application. **Pre-Harvest Interval:** Canola can be harvested 60 days after application, or cut for fodder 21 days after application. **Recropping:** Fields previously treated with Prospect herbicide can be seeded after a minimum of 10 months to spring wheat, spring barley, oats, canola, field corn, soybeans, sunflowers, flax, field peas, potatoes (except seed potatoes), mustard, alfalfa, dry bean (*Phaseolus vulgaris* species including pinto, kidney and white types) and timothy or fields can be summer-fallowed. Lentils can be planted 22 months after application of Prospect herbicide. Fall rye and winter wheat can be planted 3 months after application of Prospect herbicide.



### Mixing Instructions

Use mixing instructions “a” on page 13.

### Application Tips

Do not tank mix with any other adjuvant, chemical additives, pesticides or fertilizers unless recommended on the label. For optimum results, apply Pulsar to actively growing weeds. Weed control after application of Pulsar may be less than ideal under conditions where plants are stressed.

### How it Works

Pulsar is a systemic, post-emergence herbicide for the selective control of the above mentioned weeds. Pulsar moves within the plant to control both exposed and underground plant tissues. The product controls weeds by disrupting normal plant growth patterns. Symptoms include epinasty (twisting of the stems) and swollen nodes.

### Expected Results

**Weeds:** Can take up to 7 - 10 days depending on weather and growing conditions. Leaves curl, leaf edges turn brown, petioles twist, plant ceases growth and turns brown and dies. **Crop:** Improper or untimely application can result in abnormal bending at the nodes of grain stalks, difficulty in head emergence from sheath, curled awns, malformed kernels and sterile florets. Under certain conditions, straw shortening may occur but yield will not be affected. **Rainfall:** Pulsar alone can be used one hour before rainfall.

### Restrictions

One application per year is permitted.

**Re-cropping:** Fields previously treated with Pulsar can be seeded the following year to barley, canola, flax, forage grasses, lentils, mustard, oats, peas, rye or wheat or fields can be summerfallowed. **Grazing:** Do not graze cattle on treated crop, or harvest for silage until 7 days following the application of Pulsar. With tank mixes, graze or silage crop at least 12 weeks following treatment. **Pre-harvest Intervals:** 60 days after application. **Drift:** Reduce drift and buffer zones by using either individual nozzle shields or a boom shield. **Buffer zone guideline:** Terrestrial and aquatic habitats: 15 metres.

### Toxicity

Very low acute toxicity  $LD_{50} > 5,000$  mg/kg.

### Storage

Does not require heated storage.

## Puma Advance/Bengal WB/Vigil WB/ MPower Hellcat

Group 1

### Formulation

Product	Company	Active ingredient	Formulation	Container size
Bengal WB (PCP# 30843)	ADAMA Canada	Fenoxaprop-p-ethyl: 120 g/L	EC	2 x 6.2 L, 99.3 L tote
Puma Advance (PCP# 29615)	Bayer CropScience	Fenoxaprop-p-ethyl: 90 g/L	EC	8.25 L jug, 123.8 L, 412.5 L
Vigil WB (PCP# 30844)	Interprovincial Cooperative Ltd.	Fenoxaprop-p-ethyl: 120 g/L	EC	2 x 6.2 L
MPower Hellcat (PCP# 30055)	NewAgco	Fenoxaprop-p-ethyl: 120 g/L	EC	6.2 L, 99.3 L, 620 L

## Puma Advance/Bengal WB/Vigil WB/MPower Hellcat (cont'd)

### Crops, Staging and Rates

Crops	Recommended stage	Rate
Spring and durum wheat	1 - 6 leaves on main stem plus 3 tillers. (Zadoks 11-16,23)	Low rate: 271 mL/acre for Vigil WB, Bengal WB, MPower Hellcat 412 mL/acre Puma Advance. High rate: 312 mL/acre for Vigil WB, Bengal WB, MPower Hellcat 412 mL/acre Puma Advance. Green foxtail only: 156 mL/acre for Vigil WB, Bengal WB, MPower Hellcat 206 mL/acre for Puma Advance.
Barley <sup>1</sup>	1 - 5 leaves on main stem plus 2 tillers. (Zadoks 11-15,22) (1 - 6 leaf plus 3 tillers with Puma Advance)	
Perennial rye grass (seed production only)	2 - 4 leaf stage	
Meadow brome grass <sup>2</sup> (seedling and established) Grown for forage or seed production	2 - 4 leaf stage	

<sup>1</sup> Do not apply fenoxaprop-p-ethyl alone in barley. Always tank mix with a registered broadleaf partner (except Puma Advance – however, expect some temporary crop injury on barley without a broadleaf tank mix partner). **Note:** Initial crop injury may be observed after application, but this is temporary and should not affect yield. This injury is most likely to occur when applications are made under stress conditions or when applications are made past the recommended leaf stage. Severe crop injury will occur as a result of spray overlap. <sup>2</sup> Initial crop injury may be observed after application, but this is temporary and should not affect yield. Severe crop injury will occur as a result of spray overlap.

### Weeds and Staging

Grassy weeds	Stage
Wild oat (low infestation)	1 - 6 leaf (up to emergence of 3rd tiller)
Wild oat (moderate to heavy infestation) Green foxtail (wild millet) Yellow foxtail Barnyard grass	1 - 6 leaf (up to emergence of 3rd tiller)
Green foxtail (wild millet)	1 - 6 leaf (up to emergence of 3rd tiller)

### Registered Tank Mixes

Check individual labels for exact tank mix partners. Some products are registered for individual mixes not listed below.

Tank mix partner	Tank mix partner rate	Bengal WB, *MPower Hellcat, IPCO Vigil WB rate (Puma Advance rate in brackets)	
		Wild oat, green foxtail, yellow foxtail, barnyard grass	Green foxtail alone
<b>Spring wheat, durum wheat and barley</b>			
2,4-D 600 ester	283 mL/acre	312 mL/acre (412 mL/acre)	156 mL/acre, (206 mL/acre)
2,4-D 700 LV ester	243 mL/acre		
Ally	2.0 - 3.0 g/acre		
Buctril M/Badge II	Buctril M: 405 mL/acre Badge II: 500 mL/acre		
Curtail M	606 - 808 mL/acre		
Dichlorprop D	708 mL/acre	No	156 mL/acre, (206 mL/acre)
DyVel	500 mL/acre		
Estaprop XT	485 mL/acre		
Enforcer D	0.50 L/acre		
Enforcer M	0.50 L/acre		
Express Pack: Express + 2,4-D 700 LV	4.0 g/acre + 243 mL/acre		
Frontline: Frontline A + Frontline B	40 mL/acre + 335 mL/acre		

Tank mix partner	Tank mix partner rate	Bengal WB, *MPower Hellcat, IPCO Vigil WB rate (Puma Advance rate in brackets)	
		Wild oat, green foxtail, yellow foxtail, barnyard grass	Green foxtail alone
Infinity	335 mL/acre	312 mL/acre (412 mL/acre)	156 mL/acre, (206 mL/acre)
MCPA 500 amine	340 mL/acre		
MCPA 500 ester	340 mL/acre		
Prestige XC A + Prestige XC B	170 mL/acre + 800 mL/acre	(412 mL/acre)	(206 mL/acre)
Refine SG	12 g/acre	312 mL/acre (412 mL/acre)	156 mL/acre, (206 mL/acre)
Refine SG + Buctril M	4.0 g/acre + 400 mL/acre		
Refine SG + MCPA 500 ester	12 g/acre + 340 mL/acre		
Thumper/Thrasher II	Thumper: 405 mL/acre, Thrasher II: 500 mL/acre	312 mL/acre (412 mL/acre)	156 mL/acre, (206 mL/acre)
Triton: Refine SG + Accord	8 g/acre + 27 g/acre	312 mL/acre (412 mL/acre)	No
Trophy: Trophy A + Trophy B	243 mL/acre + 453 mL/acre	312 mL/acre (412 mL/acre)	No
Spring and durum wheat only		Bengal WB/Vigil WB/MPower Hellcat rate (Puma Advance rates in brackets)	
Attain XC A + Attain XC B	130 mL/acre + 340 mL/acre	412 mL/acre	156 mL/acre, (206 mL/acre)
DyVel DSp	440 mL/acre	Not registered at wild oat rate	
Leader	500 mL/acre	312 mL/acre (412 mL/acre)	
Logic M	500 mL/acre		
Lontrel 360	170 mL/acre		
Lontrel 360 + MCPA 500 ester	170 mL/acre + 340 mL/acre	312 mL/acre (412 mL/acre)	No
Mecoprop-p	2.2 - 2.8 L/acre		No

Bayer CropScience supports the following mixes that are not on the Puma Advance label. Mixable herbicides are OcTTain (in spring and durum wheat), BarricadeTilt, Momentum and Sevin XLR in spring, durum wheat and barley. Apply mixes according to the most restrictive use limitations for either product. Viterra supports the following unregistered mixes: Broadside; Retain; Propel, Pivot or Tilt on spring and durum wheat and barley. OcTTain on spring and durum wheat. ADAMA supports the addition of ForceFighter M as a tank mix partner with Bengal WB. NewAgco supports the following mixes: Buck M, Clobber M, Foxy Pro, Foxy M, Foxy CM, MP MCPA Ester and Amine, MP 2,4-D ester, Infinity, Infinity FX, Momentum, Pixxaro, Refine SG, Thumper.

### Application Information

**How to Apply:** Apply with ground sprayers or by air. **Water Volume:** Ground: 22 - 45 L/acre. Use higher water volume for dense canopies. Air: 13.5 L/acre.

### Mixing Instructions

Use mixing instructions “c” on page 13.

### Application Tips

Application beyond the 6 leaf stage in spring wheat, durum wheat or barley may result in injury. Early application is important to maintain crop safety. Initial crop injury may occur in the form of crop shortening or discoloration and is more likely when fenoxaprop is applied alone and not tank mixed or is applied past the recommended leaf stage or under stressful growing conditions. Barley tends to be more susceptible to this injury than wheat. This condition is temporary and should not affect yield.

Under stressed conditions and/or heavy crop canopy, early application will result in improved grassy weed control. If another pesticide has already been applied, wait 7 days before applying fenoxaprop, or following application of fenoxaprop, a 4 day interval is required before applying another pesticide, except for those recommended on the label.

### How it Works

Fenoxaprop-p-ethyl is a contact as well as systemic herbicide. It has no soil residual activity. Regions of high meristematic activity, such as root and shoot tips, are known to be affected.

**Puma Advance/Bengal WB/Vigil WB/MPower Hellcat (cont'd)****Expected Results**

Reduction of leaf growth and chlorosis blotching within 1 - 3 days after application. Initial development of leaf chlorosis within 5 - 8 days after application and complete death within 14 - 21 days.

**Restrictions**

**Rainfall:** Do not apply if rain is expected within 1 hour after spraying. **Grazing:** Do not graze the treated crops or cut for hay within 25 days of application or harvest for grain within 65 days of application. Do not graze treated perennial ryegrass or cut for straw within 65 days of application. **Re-cropping:** No restrictions the year after application. Do not graze treated meadow bromegrass or use for hay within 25 days of application.

**Environmental Precautions**

Fenoxzprop-p-ethyl is toxic to fish, daphnids, aquatic plants, terrestrial plants and some terrestrial invertebrates. Leave a 3- 10 metres buffer zone around sensitive aquatic or terrestrial habitats.

**Toxicity**

Moderate acute mammalian toxicity. May cause burns upon contact with skin and eyes, and it can be absorbed through the skin.

**Storage**

If stored for 1 year or longer, shake well before using.

## Pursuit 240/Guardsman Gladiator/ MPower Kamikaze/Phantom 240 SL

Group 2

**Formulation**

Product	Company	Active ingredient	Formulation	Container size
Pursuit (PCP# 23844)	BASF Canada	Imazethapyr: 240 g/L	Aqueous solution	2 x 3.3 L
Guardsman Gladiator (PCP# 28923)	Univar Solutions	Imazethapyr: 240 g/L	Aqueous solution	2 x 3.3 L
MPower Kamikaze	NewAgco			
Phantom 240 SL (PCP# 30017)	ADAMA Canada			

**Note:** Surfactant is not included in the package.  
One 3.3 L container treats 39 acres.

**Crops, Staging and Rates**

Crop	Timing	Rate per acre
Alfalfa (newly seeded pure stand) for forage or seed production or established for seed production	Apply after the first trifoliate leaf stage. For new stands, before the alfalfa reaches 30 cm in height for established stands.	85 mL/acre plus non-ionic surfactant such as Agral 90 or AgSurf: 0.25% v/v. Non-ionic surfactant should contain at least 80% active ingredient.
Chickling vetch/grass pea (seed production only)	Apply at the 5 - 7 leaf stage.	
Dry beans (pinto, pink, red)	Up to and including the second trifoliate leaf stage.	
Field peas	May be applied up to the sixth above-ground node stage (6 true leaves).	

**Caution:** Pursuit/Gladiator/Kamikaze/Phantom are only registered in the Black and Gray Wooded soil zones of the Prairie Provinces. Pursuit/Gladiator/Kamikaze/Phantom are NOT registered for use in the Brown and Dark Brown soil zones with the exception of dry beans and alfalfa (newly seeded pure stand for forage or seed production) under irrigation.

## Weeds and Staging

Apply early post-emergence (up to and including the 4 leaf stage), unless otherwise indicated.

Field peas/chickling vetch, grass pea	Newly seeded pure stand alfalfa for forage or seed production	Dry beans (pinto, pink, red)
chickweed* cleavers* green foxtail hemp-nettle redroot pigweed shepherd's purse* smartweed stinkweed* volunteer canola wild buckwheat (suppression) wild mustard* wild oats (suppression)	common groundsel (suppression) green foxtail (suppression) green smartweed redroot pigweed (suppression) stinkweed* volunteer canola wild mustard*	hairy nightshade

\* Excluding Group 2 resistant biotypes.

## Registered Tank Mixes

NewAgco supports the following mixes: Independence.

## Application Information

**With:** Ground equipment only. Do not apply by air. **Water Volume:** 40 - 160 L/acre.

## Mixing Instructions

Use mixing instructions "a" on page 13.

## Application Tips

Do not spray if temperatures of +5°C or lower are forecasted within 3 days of application. Temperatures near freezing (below 5°C) will prevent optimum herbicide performance, as weeds are not actively growing.

## How it Works

Absorbed by foliage and roots. Disrupts plant metabolism causing growth to stop. Works best under good growing conditions.

## Expected Results

Susceptible weeds stop growing within 24 - 48 hours. Yellow striping and purplish or reddish discolouration of the leaves may occur. Leaves begin to die in 3 - 10 days starting with the youngest and moving to the older leaves. Death of the plant may occur in 1 - 3 weeks.

## Restrictions

**Rainfall:** Rainfall within 6 hours of application may reduce activity. **Grazing:** Alfalfa - may be grazed or harvested for forage 14 days after application. Field peas - may be fed to livestock 30 days after application. Other crops - do not graze treated crops or cut for feed prior to crop maturity. **Pre-harvest Intervals:** Field peas and chickling vetch - do not apply within 60 days of harvesting. Alfalfa - do not harvest within 14 days after application. Beans - do not harvest within 75 days after application. **Re-cropping:** Black, Gray Wooded and Irrigated Brown soil zones: Spring wheat, Group 2 tolerant canola, field peas, lentils and alfalfa may be planted the season following an imazethapyr application. Barley may be planted in the Black and Gray Wooded soil zones the season following application. For other crops, call BASF at 1-877-371-2273. Perform a field bioassay on other crops prior to planting them on a field-scale. In case of crop failure, replant only to Group 2 tolerant canola or field peas the year of application.

## Environmental Precautions

Imazethapyr is toxic to aquatic and non-target terrestrial plants. Do not apply within 15 metres of shelterbelts, water bodies, wetlands and woodland lots.

**Pursuit 240/Guardsman Gladiator/MPower Kamikaze/Phantom 240 SL (cont'd)****Toxicity**

Oral - practically non-toxic. Acute Oral LD<sub>50</sub> (rats) = > 5,000 mg/kg.

**Storage**

Store at temperatures above 0°C. If product is exposed to temperatures below 0°C during shipment or storage, make sure the product has thawed completely and shake container vigorously.

# Reclaim II

**Group 2, 4****Formulation**

Product	Company	Active ingredient	Formulation	Container size
Reclaim II A (PCP# 30062)	Corteva Agriscience	Aminopyralid: 52.5% + metsulfuron-methyl: 9.45%	Wettable granules	1.84 kg jug
Reclaim II B (PCP# 30063)		2,4-D Ester: 660 g/L	Emulsifiable concentrate	2 x 6.84 L

One case treats 20 acres.

**Crops, Staging and Rate**

Crop	Staging	Rate per acre
Permanent grassland and pasture	Weeds sprayed may be controlled for up to 24 months. A non-ionic surfactant is required, such as Gateway adjuvant, at 0.2% v/v.	Reclaim II A: 55 - 92 g/acre Reclaim II B: 680 mL/acre

On soils classified as sands and loamy sands, crop injury can occur if the organic matter is less than 3%.

**Weeds Controlled and Staging**

**Application rates:** Reclaim II A: 56 g/acre + Reclaim II B: 680 mL/acre. Season long control.

absinthe wormwood	cow cockle	narrow-leaved hawk's-beard	spotted knapweed
annual smartweed	dandelion	nodding thistle	stinkweed
annual sow thistle	field bindweed (top	oak leaf goosefoot	stork's bill
ball mustard	growth control)	oxeye daisy (pre-bud)	sweet clover
biennial wormwood	field peppergrass	pasture sage	tall buttercup
bluebur	field scabious	perennial sow thistle	tumbleweed
burdock	flixweed	plaintain	vetch
Canada fleabane	goat's beard	plumeless thistle	volunteer canola
Canada goldrod	gumweed	prickly lettuce	western snowberry
Canada thistle	hawkweed	prostrate pigweed	(buckbrush)
chickweed	hedge bindweed	red root pigweed	wild buckwheat
clover common groundsel	hemp-nettle	Russian knapweed	wild mustard
cocklebur	hoary cress	Russian thistle	wild radish
common ragweed	horsenettle	scentless chamomile	yellow starthistle
common tansy	kochia	shepherd's-purse	
corn spurry	lamb's-quarters	silverberry	

**Reclaim II A:** 68 g/acre + Reclaim II B: 680 mL/acre. Above weeds plus season long control of prairie sage, cudweed, curly dock, fireweed, perennial pepperweed, pussy toes, hoary alyssum, wild carrot, shrubby cinquefoil, prairie wildrose.

**Reclaim II A:** 81 g/acre + Reclaim II B: 680 mL/acre. Additional weeds controlled: baby's-breath, black henbane, wild caraway and wild parsnip.



**Reclaim II A:** 92 g/acre + **Reclaim II B:** 680 mL/acre. Above weeds plus brown knapweed, diffuse knapweed, orange hawkweed\*, yellow hawkweed\*, Japanese knotweed, purple loosestrife.

\* Apply herbicide at bolting stage of development.

The use of the highest rate structure improves the level and duration of weed control and is recommended when weed populations are dense.

### Application Information

**Water:** Ground equipment: 80 L/acre, aerial: 20 L/acre.

A non-ionic surfactant is required, such as Gateway adjuvant, at 0.2% v/v.

### Mixing instructions

Fill tank to  $\frac{3}{4}$  full with water; use continuous agitation; add Reclaim A or Reclaim II A. Pre-slurrying with water may be necessary where there is little or no agitation, or an injection system is being used or where herbicide is first added to a tank other than the spray tank. Add Reclaim B or Reclaim II B, then non-ionic surfactant and then an anti-foaming agent (if required) then finish filling the tank.

### Application Tips

Application timing is critical for weed control. For optimum weed control, target weeds must be emerged and actively growing for proper translocation and systemic weed activity. Conditions such as drought or periods of slow growth may reduce the level of efficacy. Drift of even small amounts of Reclaim II onto sensitive plants or into areas where sensitive crops may be grown can cause injury. Do not apply under conditions prone to drift (i.e. high winds and temperature inversions).

### How it Works

Reclaim II is a herbicide that interferes with cell division causing leaf cupping, stem distortion and eventually the death of the plant. Reclaim II is absorbed through the leaves and roots of the plant.

### Expected Results

Perennial weeds show distorted stems and cupped leaves, which turn yellow and then brown. Usually, native grass increases in abundance as result of reduced competition. Poor results may be expected if weeds are not actively growing in late summer or as a result of environmental stress such as frost or drought.

### Restrictions

**Rainfall:** No effect. Effectiveness may be reduced if rain occurs within 4 hours of application. **Grazing:** Do not allow lactating dairy animals to graze treated areas within 7 days of application. There is no restriction on livestock (except lactating dairy animals) grazing in treated areas. Withdraw meat animals from treated fields at least 3 days before slaughter. Do not harvest forage or cut hay within 30 days of application. **Cropping Restrictions:** If legumes are desired in a pasture, do not use Reclaim II. Do not plant to sensitive broadleaf crops for at least 3 years after application of Reclaim II.

### Environmental Precautions

**Runoff:** Aminopyralid, one of the components in Reclaim, may move with water in very coarsely textured soils.

### Toxicity

Toxic to small mammals, birds, aquatic organisms and non-target terrestrial plants. Oral - low toxicity. Acute oral LD<sub>50</sub> - aminopyralid: > 2,000 ppm; metsulfuron-methyl: > 5,000 ppm; 2,4-D ester: 300 - 1,200 ppm.

### Storage

Store in a cool, dry place. Do not freeze.

# Refine M/BroadSide

Group 2, 4

## Formulation

Product	Company	Active ingredient	Formulation	Container size*
<b>Refine M: Refine SG (PCP# 28286)</b>	FMC Corporation	Thifensulfuron methyl: 33.35% + tribenuron methyl: 16.65%	Soluble granules	486 g
<b>MCPA ester LV 600 (PCP# 29002)</b>		MCPA ester: 600 g/L	Concentrate	7.6 L jugs
<b>BroadSide: Refine SG (PCP# 28285)</b>	Loveland Products	Thifensulfuron methyl: 33.35% + tribenuron methyl: 16.65%	Soluble granules	486 g
<b>BroadSide: MCPA (PCP# 27804)</b>		MCPA ester: 600 g/L	Concentrate	7.6 L jugs

\* Each case of Refine M treats 40 acres.

## Crops, Staging and Rates

Crop	Staging	Rate
<b>Barley, oats, spring wheat, including durum, winter wheat</b>	full 3 leaf to flag leaf stage	Refine SG: 12 g/acre + 190 mL/acre of MCPA ester.

## Weeds and Staging

Apply to apply to young, actively growing weeds that are less than 10 cm in height or diameter, unless otherwise indicated.

annual smartweed (green smartweed, lady's-thumb)	cow cockle	lamb's quarters	tartary buckwheat
ball mustard	dandelion	narrow-leaved hawk's beard	volunteer canola*
chickweed (1 - 6 leaf)	flixweed	redroot pigweed	volunteer sunflower
common groundsel	hemp-nettle,	Russian thistle	wild buckwheat (up to 5 leaf)
corn spurry	kochia (excluding Group 2 resistant biotypes)***	shepherd's-purse	wild mustard
		stinkweed	

## Weeds suppressed

Canada thistle**	round leaved mallow (1 - 6 leaf)	sow thistle**	toadflax (< 15 cm tall)
cleavers (1 - 3 whorls)	sentless chamomile	stork's bill (2 - 6 leaf)	

\* Including Group 2 tolerant canola \*\* Apply when the majority of thistles have emerged and are actively growing. For best top growth control, apply before bud stage when thistles are no larger than 15 cm in height and before crop canopy prevents thorough coverage of weeds. \*\*\* Note. A recent weed survey in Alberta shows 90% of fields have kochia resistant to Group 2 herbicides. Without testing, assume kochia in your fields are resistant and another broadleaf herbicide from another herbicide group will be needed to control kochia.

## Registered Tank Mixes

Tank mix partner	Tank mix partner rate per acre	Weeds controlled
<b>Wheat (including durum) and barley</b>		
<b>Axial + Adjuvant</b>	Axial: 243 mL/acre + Adgior: 0.8 %v/v	Broadleaf weeds controlled or suppressed by Refine M/BroadSide alone, plus wild oats, volunteer oats, green foxtail, yellow foxtail, volunteer canary seed, and proso millet.
<b>Assert</b>	540 - 670 mL/acre	Wild oats
<b>Fenoxaprop-p-ethyl</b>	Fenoxaprop-p-ethyl r: 0.16 - 0.31 L (Puma Advance: 206 - 412 mL/acre)	Refine M/BroadSide susceptible weeds plus wild oats, green foxtail, barnyard grass and yellow foxtail.
<b>Spring wheat (excluding durum) and barley</b>		
<b>Axial Xtreme</b>	Axial Xtreme: 0.5 L/acre	Wild oats plus other grassy and broadleaf weeds from Axial Xtreme label.

Tank mix partner	Tank mix partner rate per acre	Weeds controlled
<b>Spring wheat (including durum)</b>		
<b>Clodinafop propargyl (Horizon, Foothills, Signal, Ladder, NextStep, Legend) + adjuvant</b>	Clodinafop propargyl: 93 - 115 mL/acre + adjuvant: 0.8 % v/v. (Use 1.0% v/v at high rates. NG formulations: (Horizon, Foothills) 376 - 474 mL/acre)	Refine M/BroadSide susceptible weeds plus wild oats, green foxtail.
<b>Fenoxaprop-p-ethyl (Puma Advance)</b>	Fenoxaprop-p-ethyl: 93 - 115 mL/acre	Refine M/BroadSide susceptible weeds plus wild oats, green foxtail, barnyard grass and yellow foxtail.
<b>Everest + surfactant</b>	Everest: 17.3 g/acre + non ionic surfactant: 0.25% v/v	All weeds controlled by Refine M/BroadSide plus wild oats, green foxtail, volunteer tame oats.
<b>Spring wheat only</b>		
<b>Varro</b>	Varro: 200 mL/acre	Wild oats plus weeds from Varro label.

FMC Corporation supports the following mixes that are not on the Refine M label. Apply mixes according to the most restrictive use limitations for either product. Traxos, clodinafop, GP herbicide, Everest 3.0, Simplicity, Simplicity GoDRI, Lontrel and Puma Advance.

Loveland Products will also support BroadSide with Axial Xtreme and Traxos. Apply mixes according to the most restrictive use limitations for either product.

### Application Information

**With:** Ground and aerial equipment. **Water Volume:** Ground: 22 L/acre (minimum).

### Mixing Instructions

Use mixing instructions “b” on page 13.

### Application Tips

Higher spray volumes are required for dense crop canopy and/or large weeds. Weeds should be less than 10 cm tall or across at application. Effectiveness of Refine SG may be reduced if it remains in the tank for more than 24 hours.

### How it Works

Absorbed through foliage. Refine SG inhibits cell elongation. MCPA ester is a systemic herbicide absorbed by leaf and stem and translocated to actively growing regions. It disrupts cell division causing abnormal growth.

### Expected Results

Weeds: Growth stops immediately. Discolouration of dying weeds may not be noticeable for 1 - 3 weeks after application depending on growing conditions and weed species. Poor results may be expected if there is improper mixing, timing, coverage or when weeds are under drought stress.

### Restrictions

**Rainfall:** Rainfall within 2 hours of application may lessen degree of weed control with Refine M. **Grazing:** Barley, wheat and oats may be grazed or fed to livestock 7 days after application of Refine M. Do not graze the treated crop or cut for hay within 7 days of application of Refine SG. **Re-cropping:** All crops the following year. Note: Do not exceed a total of 12 g/acre per crop year for the Refine SG part of Refine M.

### Environmental Precautions

Refine SG is toxic to aquatic organisms and non-target terrestrial plants. For ground applications, maintain a 15 metre buffer zone between sprayed area and sensitive habitats.

### Toxicity

Low acute toxicity. Thifensulfuron methyl: Low oral toxicity. Oral LD<sub>50</sub> (rats) = > 5,000 mg/kg. Neither thifensulfuron methyl nor tribenuron methyl are skin or eye irritants. Tribenuron methyl: Low oral toxicity. Oral LD<sub>50</sub> (rats) = > 5,000 mg/kg.

**MCPA:** Moderate acute toxicity. Acute oral LD<sub>50</sub>(rats) = 900 - 1,400 mg/kg. Slightly irritating to the skin and severely irritating/corrosive to the eye.

### Storage

Store in a cool, dry place.

# Refine SG

Group 2

## Formulation

Product	Company	Active ingredient	Formulation	Container size
Refine SG (PCP# 28285)	FMC Corporation	Thifensulfuron methyl: 33.35% + tribenuron methyl: 16.65%	Soluble granules	486 g

One 480 gram package treated 40 acres

## Crops, Staging and Rates

Crop	Timing	Rate
<b>Cereals: barley, oats, spring wheat, including durum, winter wheat</b>	2 leaf to flag leaf stage	Refine SG:12 g/acre.
<b>Seedling or established grasses for forages or seed production: meadow bromegrass smooth bromegrass creeping red fescue, tall fescue (seedling only), Kentucky bluegrass (established stand only), orchard grass, crested wheatgrass, intermediate wheatgrass, northern wheatgrass, pubescent wheatgrass, slender wheatgrass, streambank wheatgrass, tall wheatgrass, western wheatgrass</b>	Apply post-emergence	

## Weeds and Staging

Apply to apply to young, actively growing weeds that are less than 10 cm in height or diameter, unless otherwise indicated.

annual smartweed (green smartweed, lady's-thumb)	cow cockle	redroot pigweed	volunteer canola (excluding Group 2 tolerant varieties)
ball mustard	flixweed	Russian thistle	volunteer sunflower
chickweed (1 - 6 leaf)	hemp-nettle,	shepherd's-purse	wild buckwheat (up to 5 leaf)
common groundsel	kochia**	stinkweed	wild mustard
corn spurry	lamb's-quarters	tartary buckwheat	
	narrow-leaved hawk's beard		

## Weeds suppressed

Canada thistle*	round leaved mallow (1 - 6 leaf)	scentless chamomile	stork's bill (2 - 6 leaf)
cleavers (1 - 3 whorls)		sow thistle*	toadflax (< 15 cm tall)

\* Apply when the majority of thistles have emerged and are actively growing. For best top growth control, apply before bud stage when thistles are no larger than 15 cm in height and before crop canopy prevents thorough coverage of weeds. \*\* Prairie-wide surveys of kochia fields have found approximately 90% of kochia populations are resistant to Group 2 herbicides. Without testing, assume kochia in your field is resistant and will not be controlled by this product alone.

## Registered Tank Mixes

Tank mix partner	Tank mix partner rate per acre	Weeds controlled in addition to those controlled by Refine SG
<b>Wheat (spring, durum, winter) and barley</b>		
<b>2,4-D amine or ester + surfactant</b>	2,4-D 500: 0.34 - 0.45 L + surfactant: 0.2% of spray solution 2,4-D Ester LV 700: 0.24 - 0.32 L 2,4-D Ester LV600: 0.28 - 0.36 L	Apply when crop stage is at full 3 leaf to expanded shot blade. Burdock (seedling), cocklebur, common plantain, dandelions, ragweed, hare's-ear mustard, Indian mustard, prickly lettuce, tumble mustard, wild radish, wormseed mustard. (2,4-D Ester - control on stork's-bill)
<b>Spring wheat (including durum) and barley</b>		
<b>Assert</b>	0.53 - 0.65 L	Wild oats.
<b>Assert + MCPA ester</b>	Assert: 0.53 - 0.65 L + MCPA ester 500: 0.28 - 0.45 L or Assert 0.53 - 0.65 + MCPA ester 600: 0.23 - 0.36 L/acre	Wild oats.

Tank mix partner	Tank mix partner rate per acre	Weeds controlled in addition to those controlled by Refine SG
<b>Fenoxaprop-p-ethyl</b>	Fenoxaprop-p-ethyl: 0.16 - 0.31 L/acre	Wild oats, green foxtail, barnyard grass and yellow foxtail.
<b>Spring wheat (including durum), winter wheat, oats and barley</b>		
<b>MCPA amine or ester</b>	MCPA 500: 0.28 - 0.45 L/acre OR MCPA 600: 0.23 - 0.36 L/acre	Apply when crop stage is full 3 leaf to expanded shot blade. Burdock (seedling), cocklebur, common plantain, dandelions, ragweed, hare's-ear mustard, Indian mustard, prickly lettuce, tumble mustard, wild radish, wormseed mustard.
<b>Spring wheat (excluding durum) and barley</b>		
<b>Attain + surfactant</b>	Attain A: 120 mL + Attain B: 202 mL/acre + surfactant: 0.2% of spray solution.	Cleavers (excluding Group 2 resistant cleavers).
<b>Curtail M + surfactant</b>	Curtail M: 600 mL/acre + surfactant: 0.2% spray solution	Canada thistle and wild buckwheat.
<b>Lontrel 360 + adjuvant</b>	Lontrel 360: 85 mL/acre + surfactant: 0.2% spray solution	Broadleaf weeds controlled or suppressed by Refine SG alone, as well as Canada thistle (seasonal control) and wild buckwheat.
<b>Lontrel 360 + 2,4-D ester 600 + adjuvant</b>	Lontrel 360: 85 mL + 2,4-D ester 600: 283 mL/acre + surfactant: 0.2% spray solution	All other weeds controlled by Refine SG alone, as well as Canada thistle (seasonal control), lady's thumb, perennial sow thistle, stinkweed, volunteer canola, wild buckwheat and wild mustard.
<b>Lontrel 360 + MCPA ester 600 + adjuvant</b>	Refine: 12.0 g/acre + Lontrel 360: 85 mL + MCPA ester 600: 283 mL/acre + surfactant: 0.2% spray solution	All other weeds controlled by Refine SG alone, as well as Canada thistle (seasonal control), lady's thumb, perennial sow thistle, stinkweed, volunteer canola, wild buckwheat and wild mustard.
<b>Axial Xtreme**</b>	Axial Xtreme: 0.5 L/acre	Wild oats plus other grassy and broadleaf weeds from Axial Xtreme label.
<b>Axial 100 EC + Adigor**</b>	Axial: 242 mL/acre + Adigor: 283 mL/acre.	Wild oats, volunteer oats, green foxtail, yellow foxtail, volunteer canary seed, and proso millet.
<b>Axial 100 EC** + MCPA ester 500/600 + Adigor</b>	Axial: 242 mL/acre + MCPA ester 500: 0.28 - 0.45 L/acre OR MCPA ester 600: 0.19 - 0.23 L/acre + Adigor: 283 mL/acre.	Broadleaf weeds controlled by MCPA, plus wild oats, volunteer oats, green foxtail, yellow foxtail, volunteer canary seed, and proso millet.
<b>Spring wheat (excluding durum)</b>		
<b>Everest + surfactant</b>	Everest: 17.4 g/acre + surfactant: 0.25% v/v	Wild oats, green foxtail, volunteer tame oats
<b>Everest + 2,4-D + surfactant</b>	Everest: 17.3 g + 2,4-D ester 600: 283 mL/acre + surfactant: 0.25% v/v	All weeds controlled by 2,4-D plus wild oats, green foxtail, volunteer tame oats.
<b>Spring wheat (including durum)</b>		
<b>Clodinafop propargyl (Horizon NG, Nextstep NG, Foothills NG)</b>	Horizon: 376 - 474 mL/acre (no adjuvant needed)	Wild oats, green foxtail.
<b>Simplicity + surfactant</b>	Simplicity: 200 mL/acre + surfactant: 0.25% v/v	Barnyardgrass, cleavers, downy brome, green foxtail (suppression), Japanese brome, wild oats, yellow foxtail.
<b>Clodinafop propargyl* + MCPA + adjuvant</b>	Clodinafop propargyl: 93 mL + MCPA ester 600: 282 - 371 mL/acre + adjuvant: 0.8 % v/v	MCPA susceptible weeds plus wild oats, green foxtail.
<b>Fenoxaprop-p-ethyl (Bengal WB, Vigil WB)</b>	See under fenoxaprop above	See under fenoxaprop above.
<b>Varro</b>	Varro: 200 mL/acre	Wild oats, green foxtail, barnyard grass, yellow foxtail (suppression), Persian darnel (suppression), volunteer canary seed, Japanese brome (suppression).
<b>Varro + MCPA</b>	Varro: 200 mL/acre + MCPA Ester 600: 230 mL/acre	Wild oats, green foxtail, barnyard grass, yellow foxtail (suppression), Persian darnel (suppression), volunteer canary seed, Japanese brome (suppression).

**Refine SG (cont'd)**

Tank mix partner	Tank mix partner rate per acre	Weeds controlled in addition to those controlled by Refine SG
<b>Varro+ 2,4-D Ester</b>	Varro: 200 mL/acre + 2,4-D Ester 600: 230 mL/acre	Wild oats, green foxtail, barnyard grass, yellow foxtail (suppression), Persian darnel (suppression), volunteer canary seed, Japanese brome (suppression).

\* Clodinafop propargyl - Products not of the NG formulation - Legend, Signal, Ladder, MPower Aurora, Nufarm Clodinafop, Slam'R clodinafop.

FMC Corporation supports the following mixes that are not on the Refine SG label. Apply mixes according to the most restrictive use limitations for either product. Puma Advance, Traxos, Everest 3.0, Everest 3.0 + 2,4-D ester or Amine, Lontrel 360 XC, Axial, Simplicity GoDRI, GP herbicide and Acapela fungicide.

**Application Information**

**With:** Ground and aerial equipment. **Water Volume:** Ground: 22 L/acre (minimum). Air: 11 L/acre.

**Mixing Instructions**

Use mixing instructions “b” on page 13.

**Application Tips**

Higher spray volumes are required for dense crop canopy and/or large weeds. Weeds should be less than 10 cm tall or across at application. Effectiveness of Refine SG may be reduced if it remains in the tank for more than 24 hours. Use Assert tank mixes within 12 hours.

**How it Works**

Absorbed through foliage. Inhibits cell elongation.

**Expected Results:**

**Weeds:** Growth stops immediately. Discolouration of dying weeds may not be noticeable for 1 - 3 weeks after application depending on growing conditions and weed species. Poor results may be expected if there is improper mixing, timing, coverage or when weeds are under drought stress.

**Restrictions**

**Rainfall:** Rainfall within 1 hour of application may lessen weed control. **Grazing:** Barley, wheat and oats may be grazed or fed to livestock 7 days after application of Refine SG. **Re-cropping:** Canola, flax, lentils and alfalfa – 2 months after application; any crop the following year. There are no restrictions on next crop year. Note: Do not exceed a total of 12 g/acre per crop year for Refine SG.

**Environmental Precautions**

Refine SG is toxic to aquatic organisms and non-target terrestrial plants. Follow label buffer zones between application areas and sensitive habitat.

**Toxicity**

Low acute toxicity. Thifensulfuron methyl: Low oral toxicity. Oral LD<sub>50</sub> (rats) = > 5,000 mg/kg. Tribenuron methyl: Low oral toxicity. Oral LD<sub>50</sub> (rats) = > 5,000 mg/kg.

**Storage**

Store in a cool, dry place.

# Reglone Ion Desiccant/Guardsman Diquat/ Reglone Desiccant/Stage Desiccant/ Dessicash Desiccant/Craven/Armory 240/ DriFast Desiccant/Bolster Desiccant/ MPower Clone/Desica/Co-op Bolster

Group 22

## Formulation

Product	Company	Active ingredient	Formulation	Container size
Reglone Ion (PCP# 31058)	Syngenta	Diquat: 200 g/L	Solution	10 L, 115 L, 450 L
Reglone (PCP# 26396)	SyngentaCanada	Diquat: 240 g/L	Solution	2 x 10 L, 450 L
Guardsman Diquat (PCP# 32606)	Univar Solutions			10 L, 115 L
Stage Desiccant (PCP# 31597)	Loveland Products Canada			10 L, 115 L
Dessicash Desiccant (PCP# 31406)	Sharda Cropchem Ltd.			10 L, 115 L, 600 L, 1000 L
Craven (PCP# 32231)	WinField United Canada			115 L
Armory 240 (PCP# 32726)	ADAMA Canada			2 x 10 L case, 120 L drum
DriFast Desiccant (PCP# 32648)	Nufarm Agriculture Inc.			10 L, 115 L, 500 L
Bolster Desiccant (PCP# 32540)	IPCO			10 L, 115 L
Desica (PCP#30488)	Syngenta			10 L, 115 L
MPower Clone (PCP#32997)	New Agco Inc.			2 x 10 L, 115 L, 500 L, 1000 L
Co-Op Bolster (PCP# 33005)	Federated Co-operatives Ltd.			10 L, 115 L

## Crops, Staging and Rates

**Rate:** Reglone Ion: 0.61 L - 1.31 L/acre. All others: 0.51 - 1.09 L/acre. Check label for recommended adjuvant for all products other than Reglone Ion.

Crop	Staging
<b>Beans (Adzuki, red and white), soybeans</b>	Apply when 80 - 90% natural leaf defoliation and when at least 80% of the pods have turned yellow.
<b>Canola</b>	This treatment does not mature canola. Reglone Ion is an effective desiccant aiding in the harvest of canola. Speed of pod and stem drydown will vary; however, pod and stem kill will take place 7 to 10 days after application. Apply when 90% or more of seed has turned brown; application of diquat prior to this stage can result in high levels of green seed in the sample. Reglone can cause shatter losses in canola. It should only be used on Argentine canola to assist in harvesting severely lodged crops.
<b>Chickpeas</b>	Desi Type: Apply when the majority of plants are yellow and most pods are mature and seeds have turned from green to yellow or brown. Kabuli Type: Apply when the majority of plants and pods are ripe and dry with seeds turned from green to white or tan and detached from the pods.
<b>Flax, solin</b>	Apply when 75% of bolls turn brown (normal swathing time).
<b>Fababeans</b>	Apply when the majority of plants are ripe and dry. Pods will be fully filled and the bottom pods will be tan or black in colour.

**Reglone Ion Desiccant/Guardsman Diquat/Reglone Desiccant/Stage Desiccant/ Dessicash Desiccant/Craven/Armory 240/DriFast Desiccant/Bolster Desiccant/ MPower Clone/Desica/Co-op Bolster (cont'd)**

Crop	Staging
<b>Legumes: Alfalfa, bird's-foot trefoil, red and white clover (for seed production only)</b>	Prior to seed harvest. To prevent seed pods from shattering and subsequent loss of seed, the interval between spraying and harvest should not exceed 7 days. Note: Do not use Reglone on forage legumes that have been treated with a residual herbicide in the past 12 months.
<b>Lentils</b>	Apply at the time swathing would normally commence. This is when the lower-most pods are yellow-brown and seeds rattle.
<b>Mustard (condiment type)</b>	Spray when the crop is at the 75% seed turn brown stage.
<b>Peas (field and dry)</b>	Apply when bottom pods of the majority of the plants are ripe and dry with the seeds detached from the pods. Seeds in less mature pods will split when squeezed.
<b>Potato – vine kill (Reglone 240 and Diquash only)</b>	Reglone Ion contains a built in surfactant and should not be used on potatoes.
<b>Sunflower</b>	When the seeds reach maturity (20 - 50% moisture in the seed and hull). Combine 15 - 20 days after spraying.

### Rates and Water Volume

Crop	Crop condition	Ground application		Aerial application	
		Rate per acre	Water volume per acre	Rate per acre	Water volume per acre
<b>Beans (Adzuki, red and white), soybeans, chickpeas*, flax, lentils, mustard, sunflower</b>	Full canopy, few weeds	0.61 - 0.83 L (Reglone Ion) 0.5 - 0.69 L (all others)	90 - 220 L	0.83 - 1.12 L (Reglone Ion) 0.69 - 0.93 L (all others)	18 L
	Higher rate with very dense canopy, weedy crop or secondary growth				
	<b>Peas, fababeans and canola</b>	Full canopy, few weeds. Higher rate for dense canopy, weedy crop or secondary growth			
<b>Legumes: Alfalfa, bird's-foot trefoil, red and white clover</b>	Full canopy, few weeds	0.83 - 1.31 L (Reglone Ion) 0.69 - 1.09 L (all others)		0.83 - 1.31 L (Reglone Ion) 0.69 - 1.09 L (all others) 1.31 L (Reglone Ion) 1.09 L (all others)	
	Very dense canopy weedy crop, secondary growth	1.31 L (Reglone Ion) 1.09 L (all others)			
<b>Potatoes - vine kill (all products except Reglone Ion)</b>	Top growth light, little weed growth	0.69 - 0.93 L/acre	220 - 440 L/acre	0.69 - 0.93 L/acre	at least 18 L/acre
	Top growth heavy or weedy field	1.42 L/acre			

\* Chickpeas at high rate of Reglone Ion, ground application, 0.83 L/acre; 0.69 L/acre other products.

### Application Information

**How to apply:** Apply with ground equipment or by air. **Water Volume:** See above table. Reglone Ion has a built-in surfactant.

### Application Tips

Application should be made immediately ahead of sunny weather as sunshine activates the herbicide. Ground sprayer application will facilitate the use of higher water volumes and provide more complete coverage. Aerial application may be used with aircraft fitted to apply uniform spray coverage. Muddy water will reduce effectiveness. Applications made on cloudy days or just prior to or during periods of darkness will increase effectiveness. Immature weeds may require higher application rates to increase effectiveness.



## How it Works

Diquat is a contact type herbicide; therefore, thorough spray coverage with high water volumes is essential. Absorbed by all leaf and stem surfaces, non-systemic and interferes with photosynthesis.

## Expected Results

**Weeds:** Fast and virtually complete top kill of annual weeds. Yellowing starts within a few hours of application. Desiccation of the plant will continue rapidly till death. **Crops:** Leaf kill will occur within a few days of application. Stem dry-down will take longer depending on the crop; however, harvesting should normally commence within 7 - 14 days. Crop losses can occur due to pod drop and pod shatter from handling and if unfavourable weather conditions occur. **Warning:** During adverse weather (heavy rain, hail or strong winds), the resultant damage to crops may be enhanced.

## Restrictions

**Rainfall:** No effect once the spray solution has dried. **Grazing:** Crop waste remaining after harvest (e.g. pea and lentil vines, alfalfa stems, etc.) may be used as a feed supplement for livestock. **Pre-harvest Intervals:** For most crops, harvest can normally commence within 4-10 days after desiccation. Alfalfa, bird's-foot trefoil, red clover, white clover - to prevent pod shattering and loss of seed, the interval between spraying and harvest should not exceed 7 days. Canola/mustard - Combine no later than 14 days after application. Diquat should only be used on argentine varieties to facilitate a harvest of lodged crops. Losses can occur due to pod drop and pod shatter from handling or if unfavourable weather conditions occur as described under product information.

Flax and peas - harvest when seed tests "dry."

## Environmental Precautions

Reduce chance of drift and contamination of any aquatic or sensitive terrestrial habitat by using a 15 metre buffer around the edges of water bodies.

## Toxicity

Moderate acute toxicity. Acute oral LD<sub>50</sub> (rats) = 886 mg/kg. Severely irritating to eyes and moderately irritating to skin. May cause burns upon contact with skin and eyes. Intake can cause kidney failure and liver damage.

## Storage

Heated storage is required. Store in original container, tightly closed in a safe place away from children.

# Restore II

Group 4

## Formulation

Product	Company	Active ingredient	Formulation	Container size
Restore II (PCP# 30632)	Corteva Agriscience	Aminopyralid: 50 g/L + 2,4-D as DMA salt: 400 g/L	Emulsifiable concentrate	2 x 9.7 L

## Crops, Staging and Rates

Crop	Staging	Rate
Permanent grass pasture and rangeland	Apply based on a weed stage.	0.57 - 0.97 L/acre

## Restore II (cont'd)

### Weeds and Staging

Apply in spring or early summer, after weeds have fully emerged and when weeds are actively growing in the vegetative state. The use of the highest rate improves the level and duration of weed control and is recommended when weed populations are dense.

#### Restore II - 0.57 L/acre

annual sow thistle	daisy fleabane	oxeye daisy	stinging nettle
bluebur	false flax	perennial sow thistle	stinkweed
bull thistle*	flixweed	plumeless thistle	sweet clover
burdock (<4 leaf)	goat's beard	prickly lettuce	tall buttercup
Canada fleabane	hairy buttercup	redroot pigweed	volunteer canola
Canada Thistle	kochia	Russian pigweed	wild radish
cocklebur	lamb's quarters	Russian Thistle	wild sunflower
common ragweed	musk or nodding thistle	shepherd's purse	yellow star thistle
common plantain	mustards except dog or tansy	spotted knapweed	

#### Restore II - 0.86 L/acre (plus all weeds listed above)

Canada golden rod*	hawkweed	peppergrass	sulfur cinquefoil*
common chickweed	heal all	pineappleweed	tansy ragwort
common purslane	knotweed (<4 leaf)	prostate pigweed	western ragweed
cudweed	narrow leaved hawk's beard	scentless chamomile	yellow rocket (<4 leaf)
curled dock (<4 leaf)	oak-leaved goosefoot	sheep sorrel	
dog mustard	groundsel	smartweed (Pennsylvania and green)	
hairy fleabane			

#### Restore II - 0.97 L/acre (plus all weeds listed above)

absinth wormwood	common yarrow***	gumweed	mouse-eared chickweed
Fuller's teasel	common tansy***	hedge bindweed	tartary buckwheat
biennial wormwood	diffuse knapweed***	hoary cress	yellow rocket
blue lettuce	dandelion	leafy spurge**	Russian knapweed***
burdock	field bindweed		

\* Top growth control only. \*\* Season long control. \*\*\* Suppression. Note: the use of the highest rate structure improves level and duration of weed control and is recommended when weed populations are dense.

### Application Information

**With:** Apply with ground equipment or by air. **Water Volume:** Ground application - 80 L/acre minimum. Aerial application requires 20 L/acre minimum water volume.

### Application Tips

Application timing is critical for weed control. For optimum weed control, target weeds must be emerged and actively growing for proper translocation and systemic weed activity. Conditions such as drought or periods of slow growth may reduce the level of efficacy.

### How it Works

Restore II is a herbicide that interferes with cell division causing leaf cupping, stem distortion and eventually death of the plant. Restore II is absorbed through the leaves and roots of the plant.

### Expected Results

Perennial weeds show distorted stems and cupped leaves, which turn yellow and then brown. Usually, native grass increases in abundance as result of reduced competition. Poor results may be expected if weeds are not actively growing in late summer or as a result of environmental stress such as frost or drought.

### Restrictions

**Rainfall:** If rainfall occurs within 4 hours of application, effectiveness may be reduced. **Grazing:** Do not allow lactating dairy animals to graze treated areas within 7 days of application. There is no restriction on livestock (except lactating dairy animals) grazing in treated areas. Withdraw meat animals from treated fields at least 3 days before slaughter. **Pre-harvest Intervals:** Do not harvest forages or cut hay within 30 days of application. **Re-cropping:** If legumes are essential in a pasture, do not use Restore II. Do not break up treated pasture and plant to sensitive broadleaf crops for at least 3 years after application of Restore II.

**Environmental Precautions**

Restore II is toxic to small wild mammals, birds, aquatic organisms and non-target terrestrial plants. When applying by ground sprayer, leave a 10 metre buffer zone between application area and sensitive terrestrial and aquatic habitats. When apply by air, leave a 70 - 175 metre buffer zone. Restore II is mobile in water and subject to leaching and ground movement.

**Toxicity**

**Restore II:** Acute oral toxicity > 2,000 mg/kg.

**Storage**

Store in a cool, dry place. Do not freeze. If frozen, warm to room temperature and mix thoroughly before using.

# Retain SG/MPower Foxy Pro R

**Group 2, 4****Formulation**

Product	Company	Active ingredient	Formulation	Container size
Retain A (PCP# 30129)	Loveland Products	Thifensulfuron methyl: 33.35% + tribenuron methyl: 16.65%	Soluble granule	486 g
Retain B (PCP# 29557)		Fluroxypyr: 180 g/L	Emusifiable concentrate	4.8 L
Salvo 2,4-D ester (PCP# 27818)		2,4-D LV ester: 660 g/L	Emusifiable concentrate	6.8 L
MP Foxy Pro R, a co-pack of MP RX (PCP# 33520) + MP Foxy (PCP# 32952) + MP 2,4-D Ester (PCP# 30460)	NewAgco Inc	Thifensulfuron: 50% + tribenuron: 25%	Wettable granules	1 x 320 g, 12 x 320 g
		Fluroxypyr: 180 g/L	Emulsifiable concentrate	4.8 L, 77 L drum
		2,4-D Ester: 600 g/L	Emulsifiable concentrate	6.8 L, 109 L drum

This product treats 40 acres per case

**Crops, Staging and Rates**

Crop	Stage	Rate
Spring wheat	Post-emergent application; 4-leaf to flag leaf (shot blade)	Retain: 8 g/acre
Durum		Attain A: 0.120 L/acre
Barley		Attain B: 0.20 L/acre

**Weeds Controlled**

**Weed Staging:** Apply Retain when weeds are less than 10 cm in height or in diameter, unless otherwise noted:

**Broad-leaved weeds controlled**

ball mustard	cow cockle	narrow-leaved hawk's-beard	stinkweed
Canada thistle <sup>2</sup>	corn spurry	redroot pigweed	volunteer flax
chickweed (emerged only; 1 - 6 leaf)	hemp-nettle	Russian thistle	volunteer sunflowers
cleavers	kochia	shepherd's-purse	wild buckwheat
common groundsel	lady's-thumb	smartweed	wild mustard
	lamb's quarters	sow-thistle <sup>2</sup>	

## Retain SG/MP Foxy Pro R (cont'd)

### Broad-leaved weeds suppressed

round-leaved mallow (2 - 6 leaf)    scentless chamomile    stork's bill (2 - 6 leaf)    toadflax

<sup>1</sup> Apply when chickweed is small (1 - 6 leaf) and actively growing, but before canopy prevents thorough herbicide coverage of weeds. <sup>2</sup> Apply when the majority of thistles have emerged and are actively growing. For best top growth control, apply before bud stage when thistles are no larger than 15 cm in height. A single application will effectively inhibit the ability of emerged thistles to compete with the crop. <sup>3</sup> If the product is used without a wild oat herbicide, add a non-ionic surfactant such as Ag-Surf at a rate of 0.2% v/v (2 L/1000 L of spray solution).

### Registered Tank Mixes

Foothills NG, Horizon NG, Puma Advance, Assert. Loveland Products will also support Retain SG with Varro, and Axial. Apply mixes according to the most restrictive use limitations for either product.

### Application Information

**How to Apply:** Ground equipment only. Do not apply by air. **Water Volume:** Apply at 5-10 gal/acre rate.

**Tank mixing order:** Check label for tank mix instructions.

If the product is used without a wild oat herbicide, add a non-ionic surfactant such as Ag-Surf at a rate of 0.2% v/v (2 L/1000 L of spray solution).

### Mixing Instructions

Use mixing instructions "b" on page 13.

### Application Tips

Effectiveness of Retain may be reduced if it remains in the tank for more than 24 hrs. If Retain is tank mixed with Assert, it needs to be used within 12 hrs in order to remain effective. Application to crops that are stressed by severe weather conditions or environmental stress, disease or insect damage may result in crop injury. Under certain conditions, such as heavy rainfall, prolonged cool weather, frost or wide fluctuations in day/night temperatures, temporary lightening in crop colour and occasionally, a slight reduction in crop height may occur.

### Restrictions

**Rainfall:** Rainfall within 4 hours of application of Retain will result in reduced weed control. **Grazing:** Wheat or spring barley may not be grazed or fed to livestock or to lactating dairy animals within 7 days of application. Do not harvest forage or cut hay within 30 days after application. Withdraw meat animals from treated fields at least 3 days prior to slaughter. **Pre-harvest Intervals:** Do not harvest the treated mature crop within 60 days after application.

**Re-cropping Restrictions:** Canola, flax, lentils and alfalfa may be planted two months after an application of Retain. Any crop may be planted in the year following the use of Retain.

### Environmental Precautions

This product contains a petroleum distillate which is moderately to highly toxic to aquatic organisms. Avoid contamination of aquatic systems. Toxic to small mammals, birds, aquatic organisms and non-target terrestrial plants.

### Toxicity

Thifensulfuron methyl: Low oral toxicity. Oral LD<sub>50</sub> (rats) => 5,000 mg/kg. Tribenuron methyl: Low oral toxicity. Oral LD<sub>50</sub> (rats) => 5,000 mg/kg. Fluroxypyr has very low mammalian toxicology. Acute oral LD<sub>50</sub> > 2,000 mg/kg. 2,4-D moderate, acute mammalian toxicity: Acute oral LD<sub>50</sub> (rats) = technical 300 - 1,200 mg/kg. 2,4-D formulations are toxic to small mammals, birds, aquatic organisms and non-target plants.

### Storage

Store product in original container. If product is frozen, bring to room temperature and agitate before use.

# Reward

Group 22

## Formulation

Product	Company	Active ingredient	Formulation	Container size
Reward (PCP# 26271)	Syngenta	Diquat: 240 g/L	Liquid	4 x 3.78 L

Aquatic use: Weed control in still or slow moving water of farm ditches, farm dugouts, farm ponds, lakes and canals.

## Weeds, Rates and Staging

Weed	Staging	Rate
<b>Water weeds:</b> Canada waterweed, coontail, duckweed, pondweeds, water milfoil <b>Algae:</b> <i>Cladophora</i> , <i>Spirogyra</i> , and <i>Pithophora</i> sp. (temporary control)	Apply only after weeds are visible and in an active stage of growth which is normally sometime in late May through June as growth is dependent on water temperatures.	For areas less than 1.5 m (5 feet) deep: 7.4 L/acre. For areas more than 1.5 m (5 feet) deep: 10 - 11.8 L/acre. Calculating area to be treated: length (m) x width (m) ÷ 10,000 m <sup>2</sup> x 2.47 = acres.

## Application Information

**How to Apply:** For floating weeds, use surface application: Dilute one part Reward with at least four parts clean water and spray over water surface. Apply from the banks of small bodies of water.

For submerged weeds, inject below the water surface: A suction type of boat bailer is mounted on the cavitation plate of an outboard motor and the end of the inlet tube inserted into a solution containing one part Reward diluted with at least 10 parts of clean water (a backpack sprayer may also be used). Make lines of travel at regular intervals through the water (3 m or less apart) over the area to be treated until the whole area has received a uniform application.

## Application Tips

Do not apply to muddy water and do not agitate water excessively during one or two days after treatment as the effectiveness of the chemical will be reduced. Use clean water for diluting the chemical. Do not use wetting agents or surfactants for water treatment. Repeat treatment may be necessary if weed growth reappears. Avoid application or drift onto crops or other desirable growth.

## How it Works

Reward is a contact herbicide. Thorough coverage on the weeds is essential to ensure satisfactory control. Interferes with photosynthesis.

## Expected Results

Control of susceptible weeds generally occurs within 1 - 2 weeks.

## Restrictions

**Rainfall:** None. **Grazing:** Do not use treated water for at least 24 hours after treatment for swimming and animal consumption. **Fish Protection:** To protect the fish in small lakes and ponds with a dense weed growth, treat not more than 1/4 to 1/3 of the area at one time, otherwise the dying weeds over a large area will cause a serious loss of oxygen which may injure or kill the fish. **Human Consumption and Irrigation:** Do not use for at least 5 days after treatment.

## Environmental Precautions

Avoid application or drift onto sensitive, non- target plants.

## Toxicity

Moderate acute toxicity. Acute oral LD<sub>50</sub> (rats) = 886 mg/kg. Dermal: Low acute toxicity. May cause burns upon contact with skin and eyes. Intake can cause kidney failure and liver damage.

## Storage

Heated storage is required.

# Rexade

**Group 2, 4**

## Formulation

Product	Company	Active ingredient	Formulation	Container size
<b>Rexade A (PCP# 32520)</b>	Corteva Agriscience	Pyroxsulam: 5% Halauxifen: 15%	Wettable granule	1 x 1.62 kg jug
<b>Rexade B (PCP# 32294)</b>		2,4-D Ester: 660 g/L	Emulsifiable Concentrate	1 x 8.58 L jug

## Crops, Staging and Rates

Crop	Staging	Rate
<b>Wheat (including durum)</b>	2 leaf to prior to flag leaf emergence	Rexade A: 40.5 g/acre + Rexade B: 215 mL/acre
<b>Winter wheat</b>	2 - 7 leaf, 4 tiller stage	

One case of Rexade treats 40 acres.

## Weeds and Staging

Consult label for stages and application. Apply when weeds are actively growing. Only weeds emerged at the time of treatment will be controlled. Best results are obtained from applications made to seedling weeds. Read and observe all label directions.

### Weeds controlled or suppressed

#### Weeds controlled

alfalfa	cleavers <sup>††</sup> (1 to 9 whorl)	lamb's-quarters <sup>††</sup>	smartweed (lady's-thumb, 1 - 5 leaf)
annual sunflower	cocklebur	mustard (except dog and green tansy)	shepherd's purse (up to 30 cm tall)
barnyard grass (1 - 5 leaf)	corn spurry (up to 2 whorl stage, <10 cm in height)	oats, wild (up to 4 leaf, 2 tiller)	stinkweed (up to 30 cm tall)
bluebur	cow cockle	pigweed, red-root <sup>††</sup>	stork's bill
brome, Japanese (1 - 6 leaf)	flixweed (up to 10 cm)	plantain	sweet clover
buckwheat, wild	foxtail, yellow (1 - 5 leaf)	prickly lettuce	white cockle (season-long control, up to bud stage, <15 cm in height)
burdock	flax, volunteer (up to 15 cm in height)	ragweeds	wild radish
Canada fleabane	hemp nettle <sup>††</sup>	round-leaved mallow (up to 6 leaf stage, <10 cm in size)	
canola, volunteer (1 - 6 leaf)	kochia (up to 10 cm)	Russian thistle	
chickweed, common (up to 10 cm)			

#### Weeds suppressed

brome, downy (2 - 6 leaf, 4 tillers)	dandelion (seedlings and over-wintered rosettes less than or equal to 20 cm)	foxtail, green (1 - 5 leaf)
Canada thistle (up to 30 cm tall, pre-bud)		night flowering catchfly (up to bolting stage, 15 cm in height)

\* light to moderate infestations (up to 150 plants/m<sup>3</sup>; up to 15 cm in height)

†† including Group 2 resistant biotypes

## Registered Tank Mixes

The user should contact Corteva Agriscience at 1-800-667-3852 or [www.corteva.ca](http://www.corteva.ca) for information before mixing any pesticide to confirm any additional mixes supported in the use of this product.

## Application Information

**How to Apply:** Ground application: **Water volume:** 20 - 40 L/acre. Aerial application: **Water volume:** 12 L/acre. Apply in the spring to spring wheat and durum wheat from the 2 leaf expanded to just before the flag leaf stage and to winter wheat in the 2 - 7 leaf, 4 tiller stage. Apply when weeds are actively growing at the 1 - 8 leaf stage, unless otherwise specified. Only weeds emerged at the time of treatment will be controlled. Best results are obtained from applications made to seedling weeds.

## Mixing Instructions

Use mixing instructions “b” on page 13. Note, a surfactant is not required for mixes.

## How it Works

Rexade should be applied to actively growing weeds. Warm, moist growing conditions promote active weed growth and enhance the activity of Rexade by allowing for maximum foliar uptake and movement of the herbicide into the targeted weeds. Rexade is a mixture of auxin herbicides (Group 4) and an ALS enzyme inhibitor herbicide (Group 2). The product controls weeds by disrupting normal plant growth patterns and/or by inhibiting the production of the enzymes essential for the production of certain amino acids for plant growth.

## Expected Results

Weeds start to twist between 2 - 20 days after spraying, depending on weather conditions, rate of growth, moisture and the weeds being targeted by this herbicide application. Symptoms include twisting, bending and yellowing; weeds will turn brown, resulting in plant mortality.

## Restrictions

Avoid application if rainfall is forecast within 1 hour. **Grazing:** Livestock may be grazed on treated crops 7 days following application. **Re-entry:** Do not re-enter the field for 12 hours. **Pre-harvest Intervals:** Do not harvest the treated crop for 60 day after application. **Re-cropping:** Fields can be seeded 11 months following an application of Rexade A with the following crops: spring barley, spring wheat, oats, canola, flax, brown and yellow mustard, canola quality *Brassica juncea*, field peas, potato (excluding seed potato) and soybean, or fields can be summerfallowed. Sunflowers can be planted 10 months and lentils 22 months after application of Rexade.

## Environmental Precautions

A 1 metre buffer zone is required between the treated area and terrestrial and water habits. Do not allow spray drift to come in contact with sensitive broadleaf crops. Spray when the wind velocity is 15 km/hr or less.

## Toxicity

LD<sub>50</sub> > 3,129 mg/kg for pyroxsulam; LD<sub>50</sub> > 5,000 mg/kg halauxifen; 2,4-D technical= 639 - 764 mg/kg.

## Storage

Store in the original containers in secure, dry, well ventilated storage. Store in heated storage. If product is frozen, bring to room temperature and agitate before use.

# Rezuvant

Group 1,4

## Formulation

Product	Company	Active ingredient	Formulation	Container size
Rezuvant A (PCP# 33262)	Corteva Agriscience	Halauxifen: 16.25 g/L + fluroxypyr: 250 g/L	EC	4.9 L case or 2 x 9.8 L bulk
Rezuvant B (PCP# 33277)		Pinoxaden: 50g/L		2 x 10 L case or 80 L bulk

One case treats 40 acres; One bulk unit treats 160 acres. Tank mix with 189 L/acre (53 acres/jug) MCPA Ester 600. Addition of surfactant is NOT required.

## Crops, Staging and Rates

Crop	Staging	Rate
Spring wheat (excluding durum), winter wheat and barley	3 leaf to just prior to flag leaf emergence	Rezuvant A at 123 mL/acre + Rezuvant B at 500 mL/acre +

## Rezuvant (cont'd)

### Weeds, Rates and Staging

#### Grass weeds controlled from 1 - 6 leaf, prior to 4th tiller:

wild oats	barnyard grass	green foxtail	volunteer canary seed
proso millet	yellow foxtail	volunteer oats	

#### Broadleaf weeds controlled when tank mixed with 187-234 mL/acre of MCPA Ester 600. Rezuvant is meant to be mixed with MCPA and not used as a stand-alone product:

annual sunflower	dandelion <sup>1</sup>	nightshade (eastern black, hairy cut leaf, up to 6 leaf)	shepherd's-purse
buckwheat, wild (1 - 8 leaf)	field horsetail <sup>1</sup>	perennial sow-thistle <sup>1</sup>	smartweed/lady's-thumb <sup>1</sup>
burdock (before 4 leaf)	flax, volunteer (up to 15 cm tall)	pigweed, redroot (1 - 8 leaf)	stinkweed
Canada fleabane	flixweed	prickly lettuce	stork's-bill
Canada thistle <sup>1</sup>	hemp-nettle*	ragweed (common, false, giant)	sow thistle, annual <sup>1</sup>
canola, volunteer (1 - 8 leaf)	kochia (up to 15 cm tall)*	round-leaved mallow	vetch
chickweed (1 - 8 leaf)*	lamb's-quarters (1 - 8 leaf)		volunteer alfalfa (up to 25 cm)
cleavers (1 - 9 whorl)*	mustard, wild <sup>1</sup>		wild radish
cocklebur			

<sup>1</sup> Suppression

\* Including Group 2 resistant biotypes

### Registered Tank Mixes

Rezuvant is not intended to be used without the addition of MCPA Ester 600. Add at the rate of 187 - 234 mL/acre (53 - 40 acres per 10 L jug). MCPA Ester 600 is not included in the Rezuvant package and must be purchased separately.

### Application Information

**How to apply:** Ground or aerial application. Use coarse nozzles for application to reduce drift risk. **Water Volume:** 20 - 40 L/acre for ground application, minimum 12 L/acre by air.

### Application Tips

For optimum control, apply to actively growing weeds. Weed control following application of Rezuvant B herbicide, in combination with Rezuvant A herbicide, can be reduced or delayed under stress conditions such as drought, heat, insufficient fertility, flooding, or prolonged cool temperatures. If foliage is wet at the time of application, control may be decreased. Under conditions of low crop and high weed density, control may be reduced. Optimum weed control will be obtained if application is delayed until the stress conditions have ended and the weeds have resumed growth.

### How it Works

Rezuvant A herbicide provides a Group 4 mode of action broad leaf herbicide. The group 4 mode of action disrupts normal plant growth regulation resulting in the death of susceptible plants. Rezuvant B herbicide contains a Group 1 mode of action which is absorbed by the leaves and rapidly translocated to the growing points of the leaves and stems.

### Expected Results

Broadleaf weeds start to twist between 2 - 20 days after spraying, depending on weather and growing conditions. Symptoms include twisting, bending and yellowing; weeds will turn brown, resulting in plant mortality. Actively growing susceptible grasses stop growing within 48 hours of treatment. Depending on grass species, growing conditions and crop competition, leaves and growing points turn yellow within 1 - 3 weeks after application, followed by browning and control 3 - 5 weeks after application.

### Restrictions

**Rainfall:** Rainfast within 1 hour after application. **Grazing:** Do not graze for 7 days or silage/hay for 30 days following application. **Pre-harvest Interval:** Do not harvest the treated crop for grain within 60 days of application. **Re-cropping:** Fields previously treated with Rezuvant can be seeded after a minimum of 10 months to spring wheat, spring barley, oat, canola, corn, soybean, sunflowers, fababean, flax, field pea, potatoes (except seed potatoes), mustard, alfalfa, dry beans (*P. vulgaris* species including pinto, kidney, and white types) and timothy. Lentils can be planted 22 months after application of Rezuvant.



**Environmental Precautions**

Do not contaminate any body of water, including irrigation water. Use a buffer zone of 2 m between terrestrial habitat and a minimum of 1 m between aquatic habitats

**Toxicity**

Mammalian toxicity. Acute oral LD<sub>50</sub> (rats) = >5,000 mg/kg. Potential skin sensitizer.

**Storage**

Store in original containers in a secure, dry, well ventilated and heated storage.

# Roundup Xtend with VaporGrip Technology

Group 4, 9

**Formulation**

Product	Company	Active ingredient	Formulation	Container size
Roundup Xtend with VaporGrip Technology (PCP# 32274)	Bayer CropScience	glyphosate + dicamba	240 g ae/L glyphosate as monoethanolamine salt + 120 g/L dicamba as diglycolamine salt	10 L, 450 L tote

**Crops, Staging and Rates**

Crop	Staging	Rate
Corn hybrids with Roundup Ready 2 technology	Pre-emergence: prior to the crop	1 - 2 L/acre per application and do not exceed 4 L/acre during a single growing season.
Corn hybrids with Roundup Ready 2 technology	Post-emergence: spike to 5-leaf stage	2.0 L/acre rate can be used only ONCE per season and is recommended early, with up to 2 applications of 1 L/acre prior to R1. The third application should only be made for the control of glyphosate-resistant weed populations.

**Weeds, Rates and Staging**

Rate (L per acre)	Weeds controlled:				
1.0	<table border="0"> <tr> <td><b>Annual broadleaf weeds:</b> buckwheat (tartary, wild) chickweed cleavers corn spurry cow cockle flixweed hemp-nettle narrow-leaved hawk's-beard night-flowering catchfly kochia lamb's-quarters</td> <td><b>Annual grass weeds:</b> barnyard grass green foxtail volunteer barley volunteer wheat wild oats Perennial weeds: Canada thistle* dandelion (suppression only) foxtail barley* quackgrass sow-thistle (perennial)*</td> </tr> <tr> <td>mustard, wild pigweed, redroot shepherd's-purse smartweed (green, lady's-thumb) stinkweed stork's-bill Russian thistle volunteer canola (non-glyphosate-tolerant) wild tomato</td> <td></td> </tr> </table>	<b>Annual broadleaf weeds:</b> buckwheat (tartary, wild) chickweed cleavers corn spurry cow cockle flixweed hemp-nettle narrow-leaved hawk's-beard night-flowering catchfly kochia lamb's-quarters	<b>Annual grass weeds:</b> barnyard grass green foxtail volunteer barley volunteer wheat wild oats Perennial weeds: Canada thistle* dandelion (suppression only) foxtail barley* quackgrass sow-thistle (perennial)*	mustard, wild pigweed, redroot shepherd's-purse smartweed (green, lady's-thumb) stinkweed stork's-bill Russian thistle volunteer canola (non-glyphosate-tolerant) wild tomato	
<b>Annual broadleaf weeds:</b> buckwheat (tartary, wild) chickweed cleavers corn spurry cow cockle flixweed hemp-nettle narrow-leaved hawk's-beard night-flowering catchfly kochia lamb's-quarters	<b>Annual grass weeds:</b> barnyard grass green foxtail volunteer barley volunteer wheat wild oats Perennial weeds: Canada thistle* dandelion (suppression only) foxtail barley* quackgrass sow-thistle (perennial)*				
mustard, wild pigweed, redroot shepherd's-purse smartweed (green, lady's-thumb) stinkweed stork's-bill Russian thistle volunteer canola (non-glyphosate-tolerant) wild tomato					

## Roundup Xtend with VaporGrip Technology (cont'd)

Rate (L per acre)	Weeds controlled:
1.5	<p><i>All weeds listed above plus:</i></p> <p><b>Annual broadleaf weeds:</b></p> <p>biennial wormwood (2 to 8 leaf stage) bbur cucumber (up to 18 leaf stage)* cocklebur Canada fleabane (post-emergent up to 8 cm) eastern black nightshade narrow-leaved vetch</p> <p>pigweed (smooth) prickly lettuce ragweed (common) round-leaved mallow* smartweed (Pennsylvania) sow thistle (annual) stork's bill volunteer flax</p> <p><b>Annual grass weeds:</b></p> <p>annual blue grass downy brome proso millet Persian darnel yellow foxtail</p> <p><b>Perennial weeds:</b></p> <p>common milkweed* dandelion** (pre-emergent to crop) field bindweed* foxtail barley yellow nutsedge*</p>
2.0	<p><i>All weeds listed above plus:</i></p> <p>mustard (hare's ear, Indian, tumble, wormseed) Russian pigweed ragweed (false, giant)</p> <p><b>Short term residual activity on annual broadleaf weeds:</b></p> <p>lamb's-quarters redroot pigweed ragweed (common) wild buckwheat</p>

### Notes:

\* Single application provides suppression. Sequential applications provide control. The sequential application should be applied at least two weeks after the first application.

\*\* Control with a single application prior to seeding in the spring. The addition of 360 g ae/acre of additional glyphosate (see Registered Tank Mixes) will improve control of heavy infestation and plants over 15 cm (6 inches) across.

## Registered Tank Mixes

**Herbicides:** glyphosate (Roundup brands) – top up of total glyphosate to a maximum of 720 g ae/acre. DO NOT add acidifying buffering agents, acidic pH adjusting agents or adjuvants other than agriculturally approved NIS to the spray solution. DO NOT add ammonium sulfate (AMS), AMS-containing adjuvants, water conditioners or sprayable fluid fertilizers. Check labels of products to be mixed for directions.

## Application Information

**With:** Ground application only. DO NOT apply by aircraft. **Water Volume:** Minimum 40L/acre. **Nozzles and Pressure:** Use only nozzles that produce extremely coarse or ultra-coarse droplet sizes. Refer to label for a full description of application requirements. DO NOT allow herbicide solution to mist, drip, drift or splash onto desirable vegetation because severe injury or destruction to desirable broadleaf plants could result. Apply when air temperature is between 10 and 25°C. DO NOT spray when the temperature is expected to exceed 30°C. When applying Roundup Xtend adjacent to sensitive crops, apply as a pre-plant, pre-emergent or early post-emergent treatment to avoid potential drift onto the sensitive crops. Apply to small actively growing weeds less than 10 cm (4 in.) in height or width. NOTE: The 5 L per hectare rate is to be used only once in a growing season. DO NOT exceed the maximum season total of 10 L per hectare.

## Restrictions

**Rainfall:** Within 4 hours of application may reduce control. **Grazing:** 7 - 10 days for soybean forage and 13 - 15 days for soybean hay. DO NOT permit lactating dairy animals to graze fields within 7 days after application. DO NOT harvest forage or cut hay within 30 days after application. Withdraw meat animals from treated fields at least 3 days before slaughter. **Re-cropping:** A plant-back interval of 120 days is required for those crops not on the label of Roundup Xtend with VaporGrip Technology. Do not count days when the ground is frozen. Moisture is essential for the degradation of this herbicide in soil. If dry weather persists after application, crop injury may occur the following spring.

## Environmental Precautions

Buffer zones of 15 metres are required between the area of application and aquatic and terrestrial sensitive areas. Distance is measured from the downwind edge of the boom to sensitive areas. **Runoff:** Avoid runoff risk under conditions of heavy rainfall, moderate to steep slope, bare soil, poorly draining soil. **Leaching:** This product will move with water. Avoid using in areas where soils are permeable and/or the depth to the water table is shallow.

**Toxicity**

Low acute mammalian toxicity. Dicamba acute oral LD<sub>50</sub> (rats) = 2,629 mg/kg. Glyphosate acute oral LD<sub>50</sub> (rats) = 4,320 mg/kg.

**Storage**

Store above -10°C to keep product in solution.

# Salute

Group 2, 4

**Formulation**

Product	Company	Active ingredient	Formulation	Container size
Salute A (PCP#31410)	Corteva Agriscience	Clopyralid: 72 g/L	WDG	1 x 2.25 kg jug
Salute B (PCP#30188)		Imazamox: 33 g/L + imazapyr: 15 g/L	EC	1 x 9.8 L jug

40 acres/case. Merge adjuvant, included, used at a rate of 0.5 L/100 L of spray solution.

**Crops, Staging and Rates**

Crop	Staging	Rate
Group 2 tolerant canola varieties	2 - 6 leaf stage	Salute A: 56 g/acre plus Salute B: 245 mL/acre plus Merge: 0.5% v/v

**Weeds and Staging**

**Annual Grasses** from 2 to 6 - true leaf stage and 2 tillers

**Weeds**

barnyard grass	spring germinating	volunteer canary seed	volunteer tame oats
green foxtail	Japanese brome grass	volunteer durum wheat	wild oats
Persian darnel	volunteer barley	volunteer spring wheat (non-imazamox tolerant)	yellow foxtail

**Broadleaf weeds** from 2 to 4 leaf stage

**Weeds**

annual sow thistle <sup>1</sup>	hemp-nettle	Russian thistle	volunteer tame mustard
Canada thistle <sup>1</sup>	lamb's-quarters	shepherd's purse	wild buckwheat
cleavers	perennial sow thistle <sup>1</sup>	stinkweed	wild mustard
cow cockle	redroot pigweed	volunteer canola (non-Group 2 tolerant canola varieties only)	
green smartweed	round-leaved mallow		

<sup>1</sup> Top growth control

**Application Information**

**How to Apply:** By ground ONLY. **Water volume:** 40 L/acre.

**Application Tips**

Use a combination of nozzles and pressure designed to deliver thorough, even coverage and a minimum of fine droplets that are prone to drift.

**How it Works**

Salute A herbicide is a systemic, hormone-type herbicide. It is absorbed by leaf and stem surfaces and is readily translocated. Salute B herbicide is absorbed by foliage and roots and disrupts plant metabolism, causing growth to stop. Maximum efficacy results from foliar application to young, actively growing plants.

**Salute (cont'd)****Expected Results**

Plants susceptible to Salute A may exhibit symptoms including swollen growing points and roots, cupping of leaves, twisted and distorted stems and leaves. Plants will gradually stop growing and change colour from dark green to yellow to brown as they die. Death of plants may occur in 14 - 21 days after application. Plants susceptible to Salute B may stop growing within 24 - 48 hours. Yellowed growing points, yellow striping and purplish or reddish discoloration of the leaves may occur. Leaves begin to die in 3 - 10 days, starting with the youngest and moving to the older leaves. Death of plant may occur in 1 to 3 weeks.

**Restrictions**

**Rainfast:** Within 3 hours of application. **Pre-harvest Intervals:** DO NOT apply within 60 days of harvesting Group 2 tolerant canola. **Re-cropping:** The year following Salute application fields can be seeded to: canary seed, field pea\*, field corn, Group 2 tolerant canola and Juncea, spring wheat, barley, oats. Two years following Salute application, fields can be seeded to: canola (all types), flax, sunflower, durum wheat, lentils, chick pea. \*DO NOT seed to field peas for at least 10 months following treatment. Very dry soil conditions following application can result in a risk of injury to field peas grown in rotation. If severe drought conditions are experienced during the months of June to August inclusive in the year of application (22 months following application), contact your local Corteva Agriscience representative or retailer for more information before seeding field peas following drought conditions in the previous year.

**Environmental Precautions**

Avoid contamination of or drift towards non-target land, water or irrigation ditches. Leave at least 11 m between the downwind edge of the boom and sensitive areas.

**Toxicity**

Acute oral LD<sub>50</sub> (rats) > 5,000 mg/kg.

**Storage**

Store in dry, heated area. DO NOT freeze.

# Select/Centurion/Arrow 240 EC/ Arrow All-In/Shadow RTM/ Patron 240 EC/Antler 240 EC/Statue/ MPower Independence/Clethodim 250

**Group 1**

**Formulation**

Product	Company	Active ingredient	Formulation	Container size	
Select (PCP# 22625) + Amigo (PCP# 22644)	UPL AgroSolutions	Clethodim: 240 g/L	Emulsifiable concentrate	3 L	
		Surfactant: 30%		9 L	
Centurion (PCP# 27598) + Amigo (PCP# 22644),	BASF	Clethodim: 240 g/L		3 L	
		Surfactant: 30%		9 L	
Arrow 240 EC (PCP# 28224) + X-Act (PCP# 28225)	ADAMA Canada	Clethodim: 240 g/L		3 L	
		Surfactant: 30%		9 L	
Arrow All-In (PCP# 33225)*	ADAMA Canada	Clethodim: 120 g/L			2 x 6 L case, 96 L drum

**Select/Centurion/Arrow 240 EC/Arrow All-In/Shadow RTM/Patron 240 EC/Antler 240 EC/  
Statue/MPower Independence/Clethodim 250 (cont'd)**

Product	Company	Active ingredient	Formulation	Container size
<b>Shadow RTM (PCP# 29277) + Amigo (PCP# 22644)</b>	Loveland Products	Clethodim: 240 g/L	Emulsifiable concentrate	3 L
		Surfactant: 30%		9 L
<b>Patron 240 EC (PCP# 32495) + Patron adjuvant (PCP# 32496)</b>	Federated Co-operatives Ltd.	Clethodim: 240 g/L		3 L
		Surfactant: 30%		9 L
<b>Antler 240 EC (PCP# 32880)</b>	WinField United Canada	Clethodim: 240 g/L		3 L
		Surfactant: 30%		9 L
<b>MPower Independence (PCP# 32851)</b>	New Agco Inc.	Clethodim: 240 g/L		3 L, 9.4 L
<b>MPower Empire II (PCP # 32615)</b>	New Agco Inc.	Adjuvant: 30%		7.5 L
<b>Statue Herbicide (PCP# 32885)**</b>	Nufarm Agriculture	Clethodim: 240 g/L		3 L
<b>Clethodim 250 (PSCP# 32334)</b>	Albaugh LLC.	Clethodim: 240 g/L		3 L
		Surfactant: 30%	9 L	

\*Note: Arrow All-In does not need a surfactant as it is already in the product. \*\*Carrier surfactant sold separately.

### Crops, Staging and Rate

Crops are tolerant at all growth stages with the exception of chickpeas, fenugreek, prairie carnation and coriander, although maximum rates and Pre-harvest Interval must be observed to prevent excess residues in the grain.

**Maximum Application Rate:** Chickpeas, fababeans and dry beans and prairie carnation - 76 mL/acre, Arrow All-In - 153 mL/acre. All other crops listed below - 152 mL/acre, Arrow All-In - 305 mL/acre.

alfalfa (seedling)	dill* (3 - 5 leaf)	lentils mustard (oriental, brown)	red garden beets
canola	dry onions (1 - 4 leaf)	mustard	safflower <sup>1</sup>
caraway*	fenugreek(3 - 5 leaf)* <sup>1</sup>	parsnip	soybeans
carrot	field peas	potatoes	spinach* <sup>1</sup>
coriander* (2 - 5 leaf)	flax	radish	sunflowers

\* One application per year.

<sup>1</sup> Select and Centurion only

Note: Dry common bean varieties may vary in their tolerance to clethodim (Arrow/Centurion/Select/Shadow/Patron). Since not all dry common bean varieties have been tested for tolerance to clethodim, first use of clethodim should be limited to a small area of each variety to confirm tolerance prior to adoption as a general field practice. Additionally, consult your seed supplier for information on the tolerance of specific varieties of dry common beans to clethodim.

### Weeds, Rates and Staging

Weed species	Leaf stage	Rate per acre Select etc./Arrow All-In	Rate of surfactant
<b>Green foxtail, volunteer cereals, wild oats, yellow foxtail</b>	2 - 4 leaf	50/100 mL mL	0.5% v/v
<b>Barnyard grass, fall panicum, proso millet, volunteer canary grass, volunteer corn, witch grass</b>	2 - 6 leaf		
<b>Barnyard grass, crabgrass, fall panicum, foxtail barley, green foxtail, Japanese brome, Persian darnel, proso millet, volunteer canary grass, volunteer cereals, volunteer corn, wild oats, witch grass, yellow foxtail</b>	2 - 6 leaf	76/153 mL	0.5% v/v.
<b>Quackgrass (suppression only*)</b>	2 - 6 leaf	76/153 mL	
<b>Quackgrass control (season-long), control of Japanese brome, foxtail barley</b>	2 - 6 leaf	152/305 mL	1.0 % v/v

\* For quackgrass suppression. Most effective results are achieved when application is made at the 3 to 5 leaf stage, when the canopy is uniform and actively growing.

**Select/Centurion/Arrow 240 EC/Arrow All-In/Shadow RTM/Patron 240 EC/Antler 240 EC/Statue/MPower Independence/Clethodim 250 (cont'd)**
**Registered Tank Mixes**

Note: not all tank mixes may be registered for all clethodim herbicides. Check label for instructions.

Tank mix partner	Tank mix partner rate	Additional weeds controlled
<b>Flax (including Solin)</b>		
<b>Buctril M/Badge II</b>	Clethodim: 76 - 152 mL/acre, OR Arrow All-In: 153 - 305 mL/acre (no adjuvant required for All-In) + Buctril M: 400 mL/acre + Amigo: 0.5% v/v OR Badge II: 500 mL/acre + X-Act: 0.5% v/v.	Clethodim susceptible weeds plus certain seedling broadleaf weeds. Note: Do not apply this tank mix in hot, humid weather when temperatures are over 25 - 29°C.
<b>Badge (only with Arrow 240)</b>	Clethodim: 76 - 152 mL/acre OR Arrow All-In: 153 - 305 mL/acre (no adjuvant required for All-In) + Badge: 500 mL/acre + X-Act: 0.5 % v/v.	
<b>Curtail M</b>	Clethodim: 76 mL/acre OR Arrow All-In: 153 mL/acre (no adjuvant required for All-In) + Curtail M: 600 - 800 mL/acre + Amigo: 0.5 % v/v.	Clethodim susceptible weeds plus wild buckwheat and Canada thistle.
<b>Lontrel 360</b>	Clethodim: 76 mL/acre OR Arrow All-In: 153 mL/acre (no adjuvant required for All-In) + Lontrel 360: 230 - 340 mL/acre + Amigo: 0.5 % v/v.	
<b>MCPA* (not Solin varieties)</b>	Clethodim: 76 - 152 mL/acre OR Arrow All-In: 153 - 305 mL/acre (no adjuvant required for All-In) + MCPA ester 600: 340 mL + Amigo: 0.5 % v/v.	Clethodim susceptible weeds plus certain seedling broadleaf weeds.
<b>Canola</b>		
<b>Lontrel</b>	Clethodim: 76 mL/acre OR Arrow All-In: 153 mL/acre (no adjuvant required for All-In) + Lontrel 360: 169 - 335 mL/acre + Amigo: 0.5 % v/v.	Clethodim susceptible weeds plus wild buckwheat and Canada thistle.
<b>Muster</b>	Clethodim: 76 mL/acre OR Arrow All-In: 153 mL/acre (no adjuvant required for All-In) + Muster: 8 - 12 g/acre + Amigo: 0.5 % v/v.	Clethodim susceptible weeds plus wild mustard, stinkweed, green smartweed and redroot pigweed, hemp-nettle, flixweed (seedlings).
<b>Group 2 tolerant canola</b>		
<b>Pursuit</b>	Clethodim: 76 mL/acre OR Arrow All-In: 153 mL/acre (no adjuvant required for All-In) + Pursuit: 40 - 85 mL/acre + Amigo: 0.5 % v/v.	Clethodim susceptible weeds plus chickweed, hemp nettle, red root pigweed, stinkweed, volunteer canola (except Group 2 tolerant), wild buckwheat, wild mustard.
<b>Field peas</b>		
<b>Pursuit</b>	Clethodim: 76 mL/acre OR Arrow All-In: 153 mL/acre (no adjuvant required for All-In) + Pursuit: 85 mL/acre + Amigo: 0.5 % v/v.	
<b>Liberty Link canola</b>		
<b>Liberty 150 SN</b>	Clethodim: 25 - 75 mL/acre OR Arrow All-In: 50 - 100mL/acre (no adjuvant required for All-In) + Liberty: 1.1 - 1.60 L/acre + Amigo: 0.5 % v/v.	Wild oat, volunteer barley, volunteer wheat, volunteer oat plus Liberty susceptible weeds.

\* Flax may be treated from 5 cm tall to just before the bud stage.

BASF also supports the following mixes that are not on the Centurion label. Centurion with Odyssey in field pea, alfalfa, Group 2 tolerant canola and Group 2 tolerant lentils, Headline in chickpeas, dry beans, lentil and field pea, Proline with chickpea and lentil, Quadris or Quilt in chickpea, dry beans, lentil and field pea, Decis and Sevin XLR. Loveland Products support the same unregistered tank mixes with Shadow RTM. Apply mixes according to the most restrictive use limitations for either product. Adama supports the same unregistered tank mixes with Arrow 240 EC as well as Phantom 240 SL in peas. NewAgco (Independence) and Nufarm (Statue) supports the following mixes: Boa, Buck M, Clobber, Clobber M, Kamikaze, MP MCPA ester, Ninja, Vigor.

**Application Information**

**With:** Apply with ground equipment. Some crops are registered for use by air. Check label. **Water Volume:** Ground application: 22 - 91 L/acre maximum.

**Mixing Instructions**

Use mixing instructions “c” on page 13.

## Application Tips

The use of 80° stainless steel flat fan nozzles tilted 45° forward is recommended for optimum spray coverage. Use high water volumes on dense crop canopies for better penetration to weeds. Best results will occur if applications are made to weeds not stressed by lack of moisture, excessive moisture, low temperature and/or very low relative humidity. Clethodim at 51 mL/acre should only be applied under the following conditions: good crop stand, early application (prior to tillering), light to moderate weed infestation, adequate moisture and fertility, absence of stress, good growing conditions.

## How it Works

Clethodim is a systemic herbicide that is translocated from the treated foliage to the growing points of leaves, shoots and roots.

## Expected Results

**Weeds:** Leaf foliage will first change from green to yellowish, then purplish and finally a brown colour. The time required for complete control is 7 - 21 days following treatment, depending on growing conditions and crop competition.

## Restrictions

**Rainfall:** Rainfall within one hour of application may reduce the effectiveness of the spray. **Grazing:** Do not cut treated crops for feed or graze until 60 days after application of clethodim to annual crops and 30 days after application to seedling alfalfa. **Pre-harvest Intervals:** Canola, coriander, common dry beans, caraway, chickpeas (desi, Kabuli), fababean, flax (including Solin), lentils, potatoes, and mustard (brown, yellow oriental): 60 days. Alfalfa, carrot, fenugreek, radish, red garden beet and parsnip: 30 days. Dill: 40 days Sunflower: 72 days. Field peas, soybean: 75 days.

## Environmental Precautions

Clethodim is moderately to highly toxic to aquatic organisms. Avoid contamination of aquatic systems during application.

## Toxicity

Low oral toxicity. Acute oral LD<sub>50</sub> (male rats) = 2,920 mg/kg.

## Storage

Does not require heated storage.

# Shieldex

Group 27

## Formulation

Product	Company	Active ingredient	Formulation	Container size
Shieldex 400SC	Gowan Company	Tolpyralate: 400 g/L	Suspension concentrate	4 x 600 mL

## Crops, Staging and Rates

Crop	Stage	Rate
Corn – all types	50 cm tall or 1- 6 leaf collars (V6)	30 - 40 mL/acre

## Weeds, Rates and Staging

Weeds controlled or suppressed with Shieldex. Apply to weeds < 10 cm tall.

barnyard grass*	giant foxtail*	palmer amaranth*	smooth pigweed
common cocklebur	giant ragweed*	Pennsylvania smartweed*	tall waterhemp
common purslane*	green foxtail	Powell amaranth*	yellow foxtail*
common ragweed*	lamb's quarters	redroot pigweed	
common waterhemp*	large crabgrass	shepherd's purse*	

\*Suppression only

**Shieldex (cont'd)****Registered Tank Mixes**

**Herbicides:** Atrazine – recommended. Shieldex tank mixed with atrazine controls the weeds listed above except for barnyard grass, Pennsylvania smartweed, giant foxtail and yellow foxtail (suppression only).

**Application Information**

**Water Volume:** 56 L/acre.

**Application Tips**

Applications made during warm, moist conditions (21°C or more) and adequate soil moisture both before and after application maximizes performance. Under cool or dry conditions, control of some weeds may be severely reduced. Overall weed control may be improved with the addition of a nitrogen source such as UAN or AMS. Target applications to corn less than 30 cm tall for improved coverage and best overall performance. Do not apply atrazine if corn is greater than 30 cm.

**How it Works**

Tolpyralate is absorbed through foliage and is translocated to the meristematic regions. It inhibits the HPPD enzyme causing bleaching of leaves

**Expected Results**

Rapid bleaching of leaves within days, and plant death within 7 - 14 days.

**Restrictions**

**Rainfall:** Rainfall with 1 hour may reduce activity. **Grazing:** Do not graze or feed treated corn forage or silage within 21 days of application. **Re-cropping:** All types of corn can be planted immediately after application of Shieldex. Winter wheat, rye (annual and fall) can be planted 3 months after application. Alfalfa, barley, dry bean, canola, oats, field pea, potato, sorghum, soybean, sunflower and spring wheat can be planted 9 months after application. Sugar beet can be planted 18 months after application, and the year after application, all other rotational crops can be planted.

**Environmental Precautions**

Shieldex is toxic to aquatic organisms and non-target terrestrial plants. Contamination of aquatic areas as a result of runoff may be reduced by including a vegetative strip between the treated area and the edge of the water body.

**Toxicity**

Mammalian toxicity. Acute oral LD50 (rats) = > 2,000 mg/kg.

**Storage**

Store in a cool, dry place away from food and feed.

# Signal FSU

**Group 1, 2, 4****Formulation**

Product	Company	Active ingredient	Formulation	Container size
Signal FSU (PCP# 31434)	Nufarm Canada	Clodinafop-propargyl: 112 g/L + fluroxypyr: 217 g/L	EC	8 L jug
Boost (PCP# 30377)		Thifensulfuron-methyl: 50% + tribenuron-methyl: 25%	75% XP Water dispersible granule	320 g container
Enhance (PCP# 29952)		Triglyceride ethoxylate 10 POE 80 %	EC	4 L jug

**Crops, Staging and Rates**

Crop	Stage	Rate
Spring wheat (including durum)	2 leaf up to emergence of 4th tiller	Signal F: 0.2 L/acre + 8 g/acre Boost + Enhance 0.25% v/v



## Weeds and Staging

Apply to young, actively growing broadleaf weeds, less than 10 cm tall or across, unless otherwise stated.

### Grassy weeds

green foxtail (1 - 5 leaf, before 3- tillers)	wild oats (1 - 6 leaf, before 4-tillers)	yellow foxtail (1 - 5 leaf, before 3- tillers)
---	--	--

### Broadleaf weeds

annual smartweed (green)	corn spurry	narrow-leaved hawk's-beard	stork's-bill (2 - 6 leaf)*
ball mustard	cow cockle	redroot pigweed	tartary buckwheat
barnyard grass (prior to tillering)	flixweed	roundleaved mallow (2 - 6 leaf)*	toadflax ( $\leq 15$ cm in height)*
Canada thistle ( $\geq 15$ cm, but before budding)*	green smartweed	Russian thistle	volunteer canaryseed
chickweed (1 - 6 leaf)	hemp-nettle	scentless chamomile*	volunteer canola
cleavers (1 - 4 whorl)	kochia (including Group 2-resistant biotypes)	shepherd's-purse	volunteer flax
common groundsel	lady's-thumb	sow-thistle ( $\leq 15$ cm, before budding)*	volunteer sunflower
	lamb's-quarters	stinkweed	wild buckwheat (1 - 5 leaf)
			wild mustard

\* Suppression.

## Registered Tank Mixes

Signal FSU: 2,4-D Ester 700: up to 0.344 L/acre, MCPA Ester 600: up to 0.379 L/acre

## Application Information

**With:** Ground equipment only. Do not apply by air. **Water Volume:** 22 L/acre. One package treats 40 acres. Surfactant included in Signal FSU package.

## Mixing Instructions

Use mixing instructions "b" on page 13.

## Application Tips

Higher spray volumes are required for dense crop canopy and/or large weeds. Weeds should be less than 10 cm tall or across at application. Effectiveness of Signal FSU may be reduced if it remains in the tank for more than 24 hours. Do not use flood type nozzles, controlled droplet application equipment, spray foils or hollow cone nozzles. Do not apply to crop stressed by conditions such as frost, low fertility, drought, flooding, disease or insect damage as crop injury may result.

## How it Works

Signal FSU is absorbed by the foliage and rapidly translocated to the growing points. Inhibits cell elongation in broadleaf weeds. Thorough coverage of the plants is essential for consistent control.

## Expected Results

Broadleaf weed growth stops immediately. Discolouration of dying weeds may be noticeable for 1 - 3 weeks after application, depending on growing conditions and weed species. Grassy weeds - depending on the species, growing conditions and crop competition - leaves and growing points turn yellow within 1 - 3 weeks after application. Poor results may be expected if there is improper mixing, timing or coverage, or when weeds are under drought stress.

## Restrictions

**Rainfall:** Rainfall within 1 hour of application may lessen degree of weed control with Signal FSU. **Grazing:** Wheat may be grazed 7 days after the application of Signal FSU. **Pre-harvest Intervals:** Do not harvest forage or cut hay within 60 days after application. **Re-cropping:** Barley, canola, flax, forage grasses, lentils, mustard, oats, peas, rye or wheat or fields can be summerfallowed the year after treatment. Do not exceed a total of 8 g/acre of Boost per crop year.

## Environmental Precautions

Clodinafop-propargyl is highly toxic to fish. Do not apply clodinafop-propargyl on freshwater habitats. Use a 15 metre buffer between the treated area and sensitive aquatic environments.

## Toxicity

Acute oral LD<sub>50</sub> (rats) = 2,276 mg/kg.

## Storage

Store in a cool, dry place. May be frozen. If frozen, bring to room temperature and agitate before use. This product is COMBUSTIBLE. DO NOT store near heat or open flame.

# Simplicity/Simplicity GoDRI

Group 2

## Formulation

Product	Company	Active ingredient	Formulation	Container size
Simplicity (PCP# 28887)	Corteva Agriscience	Pyroxsulam: 30 g/L	Oil dispersion	2 x 8 L + 2 x 1.5 L
Simplicity GoDRI (PCP# 31916)		Pyroxsulam: 21.5%	Water dispersible granule	2.24 kg x 4 jugs per case

One case of Simplicity treats 80 - 106 acres. One case of Simplicity GoDRI treats 320 - 424 acres.

## Crops, Staging and Rates

**Note:** Always add a non-ionic surfactant (Agral 90) at 0.25 v/v (0.25 L per 100 L of spray solution) when applying Simplicity GoDRI alone or with tank mix partners.

Crop	Staging	Rate
Spring and durum wheat	3 leaf to just before flag leaf	150 - 200 mL/acre Simplicity. 21 - 28 g/acre GoDRI formulation. Low rate for less than 75 wild oats/sq. metre. High rate for infestations above 75 wild oats/sq. metre.
Winter wheat	1 - 3 leaf stage in fall or in spring at 2 - 7 leaf, 4 tillers	150 - 200 mL/acre Simplicity or 21 - 28 g/acres Simplicity GoDRI

## Weeds and Staging:

**Low rate (wild oat and Japanese brome rate): 150 mL/acre of Simplicity or 21 g/acre of Simplicity GoDRI - Wild oats and Japanese brome only (less than 75 plants/sq. m). High rate (grass and broadleaf rate): 200 mL/acre of Simplicity or 28 g/acre of Simplicity GoDRI.**

barnyard grass (1 - 5 leaf stage)	green foxtail* (1 - 5 leaf)	smartweed, lady's thumb (1 - 5 leaf)
Canada thistle* (up to 30 cm, prebud)	hemp-nettle (1 - 8 leaf)	shepherd's purse (up to 30 cm)
common chickweed (up to 10 cm)	Japanese brome (1 - 6 leaf)	stinkweed (up to 30 cm)
cleavers (up to 6 whorls)	lady's-thumb (1 - 5 leaf)	wild buckwheat* (1 - 4 leaf)
corn spurry (up to 2 whorl, <10cm)	Persian darnel* (1 - 4 leaf)	wild oats (up to 4 leaf, 2 tillers)
cow cockle (up to 8 leaf)	red root pigweed (1 - 8 leaf)	volunteer canola (excluding Group 2 tolerant) (1 - 5 leaf)
dandelion* (≤ 20 cm)	round-leaved mallow (up to 6 leaf, <10cm)	yellow foxtail (1 - 5 leaf)
downy brome* (1 - 6 leaf)	Russian thistle* (up to 10 cm)	
flixweed (up to 10 cm)		

\* Suppression \*\* Fall application in winter wheat will give control; spring application will suppress downy brome.

**Note:** Always use a non-ionic surfactant when applying Simplicity GoDRI alone or with a tank mix partner. Add either Agral 90, Sentry, AgSurf Original at 0.25 v/v (0.25 L per 100 L of spray solution).

## Registered Tank Mixes

For Simplicity GoDRI

Tank mix partner	Tank mix partner rate	Additional weeds controlled
2,4-D Ester 700	2,4-D Ester 700 (160 - 241 mL/acre) + surfactant	Added broadleaf control. The lowest rate will add lamb's quarters and all volunteer canola.
Attain XC	Attain XC A: 95 mL/acre + Attain XC B: 260 mL/acre + surfactant	See Attain XC label.
Buctril M	Buctril M: 404 mL/acre + surfactant	See Buctril M label.
Curtail M	Curtail M: 600 mL/acre + surfactant	Canada thistle (season-long).
MCPA LV ester 600	MCPA ester 600: 187 - 374 mL/acre + surfactant	Added broadleaf control. The lowest rate will add control of lamb's quarters and all volunteer canola. Use 374 mL/acre rate for added weeds and larger sized weeds.

Tank mix partner	Tank mix partner rate	Additional weeds controlled
OcTTain XL	Simplicity: 150 - 200 mL/acre OcTTain: 450 mL/acre or Simplicity GoDRI at 21 - 28 g/acre + Agral 90 at 0.25% v/v	See OcTTain Label.
Prestige XL	Prestige XL: 0.71 - 0.95 L/acre + surfactant. Consult Prestige XL label when mixing with Simplicity GoDRI.	Wild buckwheat (1- 9 leaf), Canada thistle
Refine SG	Refine SG: 12 g/acre + a registered adjuvant	Consult label.
Stellar XL	Stellar XL: 400 mL/acre + surfactant	Group 4 mode of action for control of cleavers, hemp nettle, white cockle and other selected weeds.
Paradigm	Paradigm: 10 g/acre + surfactant	Group 4 mode of action for control of cleavers, hemp nettle and other selected weeds.
Paradigm + MCPA	Paradigm: 10 g/acre + MCPA ester: 232 mL/acre + surfactant	
Pixxaro	Pixxaro A: 125 mL/acre + Pixxaro B: 235 mL/acre + surfactant	Group 4 mode of action and is mixable with all Group 1 and Group 2 grass herbicides.
Thumper	Thumper: 405 mL/acre + surfactant	Consult label.

Note: Corteva Agriscience also support Cirpreme XC as a tank mix.

## Application Information

**How to apply:** Apply with ground equipment or by air.

**Water Volume:** 20 - 40 L/acre ground application, 12 - 20 L/acre aerial application.

## Mixing Instructions

Use mixing instructions “a” on page 13. Dry formulated products are added to the spray tank first.

## Application Tips

Only weeds emerged at time of application are controlled. For optimum results, apply Simplicity to actively growing seedling weeds. Weed control may be reduced if Simplicity is applied under stress conditions. Do not apply to crops that are stressed as crop injury may result. Under conditions of low crop competition and high weed density or wet foliage at time of application, control may be reduced.

## How it Works

Simplicity inhibits the production of the ALS enzyme in plants. This enzyme is essential for the production of certain amino acids, which are essential for plant growth.

## Expected Results

Simplicity rapidly stops the growth of susceptible weeds. However, typical symptoms (discolouration) of dying weeds may not be noticeable for 1 - 3 weeks following application, depending on growing conditions and weed susceptibility. Degree of control and duration of symptoms depend on weed sensitivity, weed size, crop competition, growing conditions following treatment and spray coverage.

## Restrictions

**Rainfall:** Rain within 2 hours of application may reduce control. **Grazing:** Livestock may be grazed on treated crops 7 days following application. **Pre-harvest Intervals:** Do not harvest the treated crop within 60 days after application.

**Re-cropping:** Eleven months following an application of Simplicity, the following crops can be seeded: barley, brown mustard, canola, corn, dry bean (of the species *Phaseolus vulgaris*), flax, canola quality Brassica juncea, lentils, oats, field peas, potatoes, chickpea, spring wheat, soybean, sunflowers and yellow mustard or summerfallowed.

## Environmental Precautions

Simplicity is toxic to aquatic organisms and non-target terrestrial plants. Avoid contamination of these sensitive areas by using the recommended buffer of 1 metre from water bodies and 2 metres from sensitive terrestrial areas.

## Toxicity

Low oral toxicity. Acute LD<sub>50</sub> (rats) = > 3,129 mg/kg. May cause moderate skin irritation.

**Simplicity/Simplicity GoDRI (cont'd)****Storage**

Store in original container in a secure, dry, heated storage. Simplicity will freeze at -10°C. Simplicity GoDRI is not affected by freezing. Do not store below -9°C. Allow product to warm above 7°C before using and thoroughly mix the product prior to use.

**Solo/Solo ADV/Mizuna/Davai/Amity WDG****Group 2****Formulation**

Product	Company	Active ingredient	Formulation	Container size
<b>Solo (PCP# 25496, 28741, 28742)</b>	BASF Canada	Imazamox: 70%	Water dispersible granules	4 x 117 grams
<b>Solo ADV (PCP# 32066)</b>		Imazamox: 25 g/L	Solution	2 x 6.5 L jug
<b>Mizuna (PCP# 32696)</b>	Loveland Products Canada Inc.	Imazamox: 70%	Water dispersible granules	4 x 117 grams
<b>Davai (PCP# 32929)</b>	ADAMA Canada	Imazamox: 80 g/L	Solution	2 x 8 L case, 96 L drum
<b>Amity WDG (PCP# 33180)</b>	Corteva Agrosience	Imazamox: 70%	Water dispersible granules	4 x 117.7 grams

One case treats 40 acres. **Note:** Merge adjuvant, Surge (Amity) or other equivalent, non-ionic adjuvant required, at 0.5% v/v for Mizuna, Davai and Amity but not supplied. One case of Solo ADV treats 40 acres. It does not need an adjuvant added as it is included in the formulation.

**Crops, Staging and Rates**

Crop*	Staging	Rate
<b>Group 2 tolerant canola (Amity only)</b>	2 - 6 leaf stage	11.7 g/acre unless otherwise noted. Merge Adjuvant: 0.5% v/v (5.0 L of Merge per 1,000 L of spray solution) or Solo ADV at 0.323 L/acre, no adjuvant required.
<b>XCEED canola (Amity only)</b>		
<b>Group 2 tolerant sunflower</b>	2 - 8 true leaf	
<b>Group 2 tolerant lentil</b>	1 - 9 node stage	
<b>Soybean</b>	Cotyledon - 4 leaf stage	
<b>For Davai only, field pea, dry bean and soybean</b>		
<b>Field pea</b>	1 - 6 leaf	100 mL/acre + adjuvant at 0.5% v/v (Merge, Norac MSO, Hasten NT Ultra) Or 0.25% v/v ADAMA Adjuvant 80 or Agral 90
<b>Soybean</b>	Emergence to 3 expanded trifoliolate leaves	
<b>Dry beans</b>	Early post-emergence	

**Weeds and Staging****Grasses: 1 - 4 true leaf stage up until early tillering.**

barnyard grass	Persian darnel	volunteer wheat (excluding	wild oats
green foxtail	volunteer canary seed	volunteer Group 2 tolerant	yellow foxtail
Japanese brome*	volunteer cereals	wheat)	

**Broadleaves: cotyledons - 4 leaf stage**

cleavers*	kochia <sup>†</sup> * (excluding Group 2	round-leaved mallow*	volunteer canola
cow cockle	resistant biotypes	Russian thistle	(excluding Group 2 tolerant)
green smartweed	lamb's-quarters*	shepherd's purse	wild buckwheat*
	redroot pigweed	stinkweed	wild mustard†

\* Suppression only.

† Note: Recent surveys of kochia in Alberta have found 90% of fields contain kochia that are resistant to Group 2 herbicides. Without testing, assume kochia in your field is resistant to Group 2 herbicides and use other herbicides groups to control kochia. Some wild mustard populations may also be resistant to Group 2 herbicides.

## Registered Tank Mixes

Tank mix partner	Tank mix partner rate	Additional weeds controlled
<b>Davai only on field pea and soybean</b>		
<b>Phantom 240 SL + Merge adjuvant</b>	Davai: 75 mL/acre (peas), 81 mL/acre (soybeans) + Phantom: 26 mL/acre + Merge: 0.5% v/v	Weeds controlled under the Phantom label
<b>Amity WDG only on Group 2 tolerant canola</b>		
<b>Lontrel XC</b>	Amity: 11.7 g/acre + Lontrel XC: 51 mL/acre	Weeds controlled under the Lontrel label
<b>Davai on pea, dry beans and soybean</b>		
<b>Basagran Forte + UAN</b>	Davai: 100 mL/acre + Basagran Forte: 500 mL/acre + UAN 28%: 800 mL/acre	Other weeds on the Basagran Forte page

## Application Information

**How to Apply:** Apply with ground equipment only. Do not apply by air. **Water Volume:** 40 L/acre.

## Mixing Instructions

Use mixing instructions “d” on page 13.

## Application Tips

Water soluble bags will dissolve better when kept intact; do not split bags. If agitation is stopped for more than 5 minutes, re-suspend spray solution by full agitation prior to commencing spraying again. Do not spray Solo or Amity WDG if temperatures of +5°C or lower are forecasted within 3 days of application. Temperatures near freezing (below 5°C) will prevent optimum herbicide performance, as weeds are not actively growing. Initial transient crop yellowing may be observed after application, but this is outgrown and should not affect yield.

## How it Works

Absorbed by foliage and roots. Disrupts plant metabolism causing growth to stop. Works best under good growing conditions.

## Expected Results

Susceptible weeds stop growing within 24 - 48 hours. Yellow striping and purplish or reddish discolouration of the leaves may occur. Leaves begin to die in 3 - 10 days starting with the youngest and moving to the older leaves. Death of the plant may occur in 1 - 3 weeks.

## Restrictions

**Rainfall:** Rainfall within 3 hours of application may reduce control. **Grazing:** Do not graze treated crop or cut for feed within 20 days of application. Do not graze treated sunflower plants or cut for straw; sufficient data are not available to support such use. Peas treated with Davai can be fed to livestock 30 days after application. **Pre-harvest Intervals:** Do not harvest the treated crop within 60 days of application. **Re-cropping:** Winter wheat may be seeded 3 months after application. Barley, canaryseed, all types of canola, chickpeas, Group 2 tolerant lentils, field corn, sunflowers (including Group 2 tolerant varieties), field peas, flax, lentils, oat, spring wheat (including durum) may be seeded the first spring after application. Condiment mustard can be seeded 2 years after treatment. The company recommends that a field bioassay (a test strip grown to maturity) be conducted the year before growing any crops other than those listed above. Contact manufacturer for additional information on recropping intervals.

## Environmental Precautions

Solo/Mizuna/Davai/Amity are highly toxic to aquatic plants and non-target terrestrial plants. Leave at least an 11 metre buffer strip between the point of application and sensitive aquatic and terrestrial habitats.

## Toxicity

Low acute oral toxicity. Acute oral LD<sub>50</sub> (rats) = 5,000 mg/kg. Non-toxic to fish, birds and bees.

## Storage

Store at temperatures above 5°C. Keep unused water soluble bags in resealed, original container. Keep packages dry at all times.

# Sortan IS/Prism SG/Sharda Rimsulfuron 25%

Group 2

## Formulation

Product	Company	Active ingredient	Formulation	Container size
Sortan IS* (PCP# 32627) Corn only	Corteva Agriscience	Rimsulfuron: 20%	Wettable granule	1.2 kg bottle
Prism (PCP# 30057) Potato only		Rimsulfuron: 25%	Dry flowable	480 g
Sharda Rimsulfuron 25% (PCP# 32932) Potato only	Sharda CropChem Ltd.	Rimsulfuron: 25%	Dry flowable	480 g

One 480 gram package treats 20 acres.

\*Sortan IS is a new formulation of rimsulfuron and is only registered for use on glyphosate tolerant corn. No surfactant required for Sortan when tank mixed with glyphosate. **DO NOT** use Sortan for potato or the other rimsulfuron products on corn.

## Crops, Staging and Rates

**Rate:** 24 g/acre plus non-ionic surfactant for Sortan on corn (15 - 30 g/acre) (Ag Surf or Agral 90); 0.2% v/v or 0.2 L/100 L of spray solution.

Crop	Timing	Remarks
Potato (irrigated) (Prism and Sharda Rimsulfuron 25% only)	Apply prior to initiation of flowering	Delay cultivation for 7 - 10 days after application.
Corn (Sortan IS only)*	emergence to V3 (3 visible collars)	15 - 30 g/acre

\*Sortan IS for use on glyphosate tolerant corn ONLY. Apply Sortan IS tank mixed with a glyphosate herbicide at 360 g ae/acre. **No surfactant required when mixing with glyphosate at the registered rate.**

**Note:** Because potato varieties differ in their tolerance to herbicides, limit first use of Prism herbicide to a small area of each variety prior to adoption as a field practice. For Sortan, the coleoptile (short, blunt leaf) is counted as the first leaf. A corn leaf is counted as a full leaf when the next leaf is visible in the corn whorl.

## Weeds and Staging

**Prism and Sharda Rimsulfuron 25%:** apply to young, actively growing broadleaf weeds in potato before the canopy closes.

Annual grasses		Perennial grasses		Broadleaf	
Barnyard grass	1 - 6 leaf (up to early tillering – 2, 2-leaf tillers)	Quackgrass (suppression)	3 - 6 leaf stage (< 25 cm tall, leaf extended)	Lamb's-quarters (suppression)	4 - 6 leaf stage (< 10 cm tall or across)
Fall panicum				Redroot pigweed	
Green foxtail					
Witchgrass					
Yellow foxtail*					

\* Yellow foxtail present at time of application will be controlled. Yellow foxtail emerging after application will not be controlled.

**Sortan IS:** weeds controlled at 30 g/acre – pre-emergent application.

annual sow thistle*	lady's thumb*	yellow foxtail*
barnyard grass	large (hairy) crabgrass*	volunteer canola
fall panicum	proso millet	(except Group 2 tolerant)
green foxtail	shepherd's purse	

\* Suppression.

Post-emergent weeds controlled at 15 g/acre are volunteer canola (cotyledon to 5 leaf), redroot pigweed (2 - 4 leaf), wild buckwheat.

Post-emergent weeds controlled at 30 g/acre are above weeds (staging 1 - 4 leaf unless stated otherwise) and the following:

barnyard grass	large crabgrass*	redroot pigweed (2 - 4 leaf)
fall panicum	old witchgrass	shepherd's purse
giant foxtail	quackgrass* (3 - 6 leaf)**	wild buckwheat (to 4 leaf)
green foxtail		yellow foxtail*

\* Suppression. \*\*For quackgrass, apply Sortan with recommended surfactant.

**Registered Tank Mixes**

Sortan IS (**only**) mixed with glyphosate herbicide at 360 g ai/acre. No surfactant required when tank mixed with glyphosate at registered rates.

**Application Information**

**With:** Apply with ground equipment. Do not apply by air. **Water Volume:** 40 L/acre. Sortan: 40 - 80 L/acre.

**Application Tips**

Sortan IS: Optimum pre-emergence weed control is achieved when it is activated with rainfall 3 to 5 days after application. Activation occurs when the top 5 to 10 cm of soil is thoroughly moistened following rainfall, and the herbicide is readily available to germinating weeds. Sortan IS: apply when temperature in the 24 hours before and after application ranges between 5° and 28°C. Rapid fluctuations in temperature will stress both potato and corn (for Sortan, Prism and Sharda). For Prism and Sharda Rimsulfuron, wait 48 to 72 hours after potato or corn have been injured by frost before application.

**How it Works**

Prism is absorbed through the foliage and inhibits cell elongation.

**Expected Result**

Prism/Sharda Rimsulfuron/Sortan herbicides rapidly stop growth of susceptible species; typical symptoms usually appear within 5 - 7 days, but may not be noticeable for 2 - 3 weeks after application, depending on growing conditions and weed susceptibility. Warm, moist conditions following application promote the activity of Prism, while cool and/or dry conditions may reduce or delay activity. Poor results may be expected if improper mixing, timing, coverage or when weeds are under stress.

**Restrictions**

**Rainfall:** Rainfall within 2 - 4 hours of application may lessen degree of weed control. **Grazing Restrictions:** Do not graze the treated crops or cut for hay; sufficient data is not available to support such use. **Pre-harvest Intervals:** 30 days. Make only one application per year. **Re-cropping:** Barley, soybeans, white beans, red clover, sorghum, sweet, seed and field corn, oats, canola, spring and durum wheat, dry bean, chickpea, sunflower, field pea, lentils, flax, faba bean and potatoes may be planted 10 months after application. Winter wheat may be planted 4 months after application. For all other crops, a field bioassay is recommended before planting.

**Environmental Precautions**

Rimsulfuron herbicide is toxic to aquatic organisms and non-target terrestrial plants. Observe buffer zones specified on the label.

**Toxicity**

**Ingestion:** Practically non-toxic. Acute oral LD<sub>50</sub> (rats) = > 5,000 mg/kg. Dermal toxicity. Slightly toxic.

**Storage**

Store in a cool, dry, well ventilated room.

# Squadron/Tricor/Metrix SC/Buzzin

**Group 5****Formulation**

Product	Company	Active ingredient	Formulation	Container size
Squadron (PCP# 32081)	ADAMA Canada	Metribuzin: 75%	Water dispersible granules	4 x 5 kg
Tricor (PCP# 30661)	UPL AgroSolutions	Metribuzin: 75%	Dry flowable	2.5 kg bags
Metrix SC (PCP# 32876)	Sharda Cropchem Ltd.	Metribuzin: 480 g/L	Suspension	1 L to 1,050 L
Buzzin (PCP# 32756)	Sharda Cropchem Ltd.	Metribuzin: 70%	Wettable granule	2.5 kg

**Squadron/Tricor/Metrix SC/Buzzin (cont'd)****Crops, Staging and Rates**

Crop	Rates per acre (Rate depends on soil texture)			
	Staging	Squadron, Tricor	Metrix	Buzzin
Barley	2 - 5 Leaf	81 - 152 g/acre	112 - 222 mL/acre	87 - 163 g/acre
Spring wheat (including durum)	2 - 5 leaf	81 - 111 g/acre	112 - 172 mL/acre	87 - 119 g/acre
Field pea	Post-emergence, up to 15 cm vine length	110 - 152 g/acre	283 - 344 mL/acre	119 - 163 g/acre
	Post-emergence (split application*)	56 - 77 g/acre	85 - 114 mL/acre	61 - 83 g/acre
	Pre-plant incorporated when tank mixed with Treflan or Rival	150 - 220 g/acre	223 - 344 mL/acre	163 - 239 g/acre
Chickpea	Up to 6 cm height	110 g/acre	167 mL/acre	119 g/acre
Lentil	Post emergence, up to 15 cm	110 g/acre	172 mL	119 g/acre
Soybean	Pre-plant incorporated when tank mixed with Treflan	111 - 223 g/acre	172 - 344 mL/acre	119 - 239 g/acre
Fababean	Pre-plant incorporated when tank mixed with Treflan	110 - 220 g/acre	172 - 344 mL/acre	119 - 239 g/acre
Potatoes	Pre-plant incorporated with Eptam	152 - 222 g/acre	223 - 344 mL/acre	163 - 239 g/acre
	Pre-emergence (irrigation) with Eptam	152 - 222 g/acre	223 - 446 mL/acre	163 - 325 g/acre
	Early post-emergence, up to 10 cm	152 g/acre	222 mL/acre	
Shelterbelt	Pre-plant incorporated – spring when tank mixed with Treflan EC	161 g/acre + Treflan: 2.1 L/acre	243 mL/acre + Treflan	173 g/acre + Treflan

\* First application followed by second application, 7 - 10 days later in the same range.

**Weeds, Rates and Staging****Post-emergence Applications**

**Barley, wheat (including durum): apply metribuzin at a rate of 81 g/acre or 111 mL/acre Metrix.**

chickweed	lady's-thumb	redroot pigweed	volunteer canola
green smartweed	lamb's-quarter	stinkweed	wild mustard
hemp-nettle (suppression)			

**Barley, wheat (including durum): apply metribuzin at a rate of 111 - 152 g/acre, 172 - 222 mL/acre Metrix: all the above weeds plus control of:**

ball mustard	hemp-nettle	night flowering catchfly	tartary buckwheat
common groundsel	henbit	Russian thistle	wormseed mustard
corn spurry			

**Winter wheat (Norstar only): apply metribuzin at a rate of 226 - 303 g/acre, 344 - 453 mL/acre Metrix**

downy brome	flixweed	shepherd's-purse	stinkweed
-------------	----------	------------------	-----------

**Chickpeas, lentils (suppression only): apply metribuzin at a rate of 111 g/acre, 172 mL/acre Metrix**

ball mustard	green smartweed	stinkweed	volunteer canola
common chickweed	hemp-nettle	tartary buckwheat	wild mustard
corn spurry			
lamb's-quarters			

**Field peas: apply metribuzin at a rate of 111 - 151 g/acre, 172 - 222 mL/acre Metrix**

ball mustard	green smartweed	stinkweed	volunteer canola
common chickweed	hemp-nettle	tartary buckwheat	wild mustard
corn spurry			
lamb's-quarters			

**Potatoes (irrigated): apply metribuzin at a rate of 152 g/acre, 222 mL/acre Metrix:**

**do not use post-emergence on varieties Atlantic, Eramosa, red-skinned or any early maturing varieties.**

ball mustard	hemp-nettle	night flowering catchfly	tartary buckwheat
common chickweed	henbit	redroot pigweed	Russian thistle
common groundsel	lady's-thumb	Russian thistle	volunteer canola
corn spurry	lamb's-quarter	stinkweed	wild mustard
green smartweed			

**Pre-plant Incorporated Applications**

Must be applied in a tank mix with Treflan EC or Rival - check tank mix label for additional weeds and rates.



## Registered Tank Mixes - Post-emergence

Note: Not all tank mixes are registered with all metribuzin products. Check label for registered mixes. For barley the rate of metribuzin is 80 - 150 g/acre, wheat (durum and spring) 80 - 110 g/acre.

Tank mix partner	Staging	Tank mixture partner rate
<b>Barley, spring wheat (including durum) - post-emergence</b>		
2,4-D amine	3 - 5 leaf	344 - 445 mL
Engenia	2 - 3 leaf	74 mL
MCPA	3 - 5 leaf	344 - 445 mL
Target	2 - 3 leaf	405 - 605 mL
<b>Field peas - post-emergence</b>		
MCPA (Na-salt)	Vine: 15 cm long	188 mL
<b>Potatoes (irrigation)</b>		
Prism + Adjuvant	–	24 g + 0.2% v/v

Tank mix partner	Metribuzin/IMetrix	Tank mix partner rate (per acre)
<b>Potatoes - pre-plant incorporated</b>		
Eptam	152 - 222 g/222 - 344 mL	1.7 - 2.2 L
<b>Potatoes (sprinkler irrigation) - pre-emergence</b>		
Eptam	152 - 222 g/222 - 344 mL	1.7 - 2.2 L

## Application Information

**With:** Apply with ground sprayer. **Water Volume:** Post-emergence: Barley, wheat - 40 L/acre. Chickpeas, lentils, peas: 70 L/acre. Pre-plant incorporated (field peas, lentils, faba beans): 40 L/acre. Potatoes - 40 - 120 L. Note: In potatoes, higher rates of water increase crop tolerance.

## Mixing Instructions

Use mixing instructions “a” on page 13.

## Incorporation

Be aware of soil organic matter levels when applying metribuzin either alone or with a soil incorporated mix with other herbicides. Special conditions may apply.

**With irrigation:** Metribuzin + Eptam: Potatoes: pre-emergence in sprinkler irrigation. Apply specified dosage in 8 - 19 mm of water per acre on a continuous injection in centre pivot systems, or in the last 15 - 30 minutes of set in permanent solid set sprinkler system of self-propelled wheel move systems. On sandy soil, apply in 8 - 12 mm of water and use the lower rate of metribuzin and Eptam. Apply pre-emergence to crop and weeds. Use the higher rate for control of grassy weeds or when broadleaf weeds are dense.

## Application Tips

Allow 4 - 5 days between application of metribuzin and post-emergent wild oat herbicides. Allow 4 - 5 days after frost for crop to recover before applying metribuzin. Weed control may be reduced if applied later than the 5-leaf stage of crop. Crop may be sprayed when wet with dew. When incorporated, crop must be planted at least 5 cm below soil surface. Uneven application or improper incorporation of can result in erratic weed control or crop injury depending on rate used. Stress conditions such as seedling disease, cold weather, deep planting, excessive moisture, high salt concentration, or drought may weaken seedlings and increase the possibility of crop damage from the herbicides. Temporary lightening in colour may occur on the margin of leaves or cotyledons and a slight delay in crop development may be observed. This is quickly outgrown and usually has no lasting effect.

## How it Works

A systemic herbicide absorbed by leaves and roots and translocated to new growth. Inhibits photosynthesis and the weed turns brown and dies.

**Squadron/Tricor/Metrix SC/Buzzin (cont'd)****Expected Results**

**Broadleaf weeds:** Initial yellowing 5 - 7 days after application; weeds turn brown and die within 14 - 16 days. Active in soil for a short period and can control new shallow-rooted germinants, like chickweed.

**Crops:** In extremely hot weather or when frost occurs within 1 - 2 days of application, crop will show some yellowing and slight reduction in height. Discolouration disappears in 7 - 10 days. On some barley varieties, temporary lightening in colour and reduction in height may occur. Lentils and peas provide little competition against weed growth due to their low growth habit. Under heavy weed infestations or lush growth, control may be poor.

**Field peas and lentils:** Stressful conditions increase the possibility of damage. Temporary lightening on the margins of cotyledons and a slight delay in development may occur. Ensure 70 L/acre **Water Volume** is used to reduce crop injury.

**Restrictions**

**Rainfall:** Rainfall within 6 hours after application may reduce weed control. **Re-entry:** Do not enter field within 12 hours of application. **Grazing:** Do not graze or feed treated crop to livestock within 30 days of application (lentils, peas: 70 days). **Pre-harvest Intervals:** Do not harvest barley, wheat or potatoes within 60 days of application. Do not harvest lentils, chickpeas, or field peas within 70 days of application. Do not harvest processing peas or chickpeas within 40 days of application. **Re-cropping:** 24 months are required for crops other than potatoes if 910 mL/acre (610 g/acre) is applied. Canola, celery, cole crops, cucurbits, lettuce, onions, peppers, spinach, sugar beets, table beets and turnips may be injured if planted in soil treated with metribuzin during the year of application and the following crop year. Fall seeded or cover crops such as wheat, oats, and rye may be injured when seeded in the same season as the application of metribuzin.

**Environmental Precautions**

Avoid contamination of water bodies through the use of buffer zones: 5 metres for aquatic habitats and 10 metres between sensitive terrestrial habitats.

**Toxicity**

Moderate oral toxicity. Acute oral LD<sub>50</sub> (male/female combined rats) = 1,471mg/kg. Mild skin irritant.

**Storage**

No damage by freezing but avoid large temperature fluctuations. Store in a cool, dry place.

# Stellar XL/Outshine/MPower Battlestar

**Group 2, 4****Formulation**

Product	Company	Active ingredient	Formulation	Container size
Stellar XL (PCP# 32099)	Corteva Agriscience	Florasulam: 2.5g/L + fluroxypyr: 100 g/L MCPA: 350 g/L	EC	2 x 8.1 L case, 97.1 L drum, 518 L bulk
Outshine (PCP# 31646)	ADAMA Canada	Florasulam: 2.5 g/L + fluroxypyr: 100 g/L + separate jug MCPA Ester: 600 g/L	SC	2 x 8.0 L 1 x 9.3 L
MPower Battlestar co-pack of MPower BattleFront (PCP# 33003) MPower Foxy (PCP# 32952) MPower MCPA (PCP# 32912)	New Agco Inc.	Florasulam: 50 g/L + Fluroxypyr: 180 g/L + MCPA Ester: 600 g/L	Suspension, Emulsifiable concentrate	

Stellar XL all-in-one formulation treats 40 acres/case, 240 acres/drum and 1280 acres/tote.

## Crops, Staging and Rates

Crop	Staging	Rate
Spring and durum wheat, barley, oats	2 leaf to just prior to flag leaf.	Stellar XL: 405 mL/acre or Outshine: 400 mL/acre + MCPA Ester: 240 mL/acre

## Weeds, Rates and Staging

**Weed stage:** Apply when weeds are actively growing (2 - 4 leaf stage). Only weeds emerged at the time of treatment will be controlled. Best results are obtained from applications made to seedling weeds. Follow all precautions, directions for use, and limitations on the tank mix partner labels.

### Weeds Controlled

burdock	kochia <sup>1,2</sup>	Russian pigweed	vetch
chickweed <sup>2</sup>	lamb's-quarters	shepherd's purse	volunteer canola
cleavers (1 - 8 whorl) <sup>2</sup>	plantain	smartweed	volunteer flax <sup>2</sup>
cocklebur	prickly lettuce	stinkweed	wild buckwheat <sup>2</sup>
flixweed	ragweed	stork's bill (suppressed)	wild mustard
hemp nettle <sup>1</sup>	red root pigweed	sunflower(annual)	wild radish

<sup>1</sup> Includes ALS resistant biotypes. <sup>2</sup> Also controlled by Outshine.

## Registered Tank Mixes

Tank mix partner	Crops registered	Rate of herbicide tank mix partner	Remarks (adjuvant rate, crop staging and any other restrictions)
<b>Assert 300 SC</b>	Spring wheat, durum wheat and spring barley	640 mL/acre	Refer to Assert label for mixing instructions.
<b>Axial</b>	Spring wheat and spring barley	480 mL/acre	Annual grass weeds: wild oats, green foxtail, yellow foxtail, barnyard grass, volunteer oats, volunteer canary seed, proso millet.
<b>Simplicity/Simplicity GoDRI</b>	Spring wheat and durum wheat	Simplicity: 150 - 200 mL/acre/ Simplicity GoDRI: 21 - 28 g/acre. The use of Agral 90 at 0.25% v/v, or another recommended surfactant, is required.	Control of grasses and broadleaf weeds. Control of white cockle and suppression of narrow-leaved hawk's beard when Stellar XL is mixed with Simplicity.

Corteva Agriscience supports the following, non-registered, tank mixes. They are Traxos and Tilt. Use the most restrictive use limitations for either product.

Stellar XL is an all-in-one formulation registered for use with all listed grass mixes. Outshine is registered for use with florasulam and MCPA or 2,4-D and is a separate package. Consult grass mixes for registrations.

## Application Information

**Water Volume:** Ground equipment only (40 L/acre).

## Mixing Instructions

Half fill sprayer with water and agitate. If mixing with a WDG or dry formulation, add the dry formulation to the mixture first. Add Stellar followed by the grassy herbicide tank mix partner.

## How it Works

Stellar XL/Outshine is readily absorbed by weed foliage. The florasulam component inhibits the ALS enzyme in plants resulting in a rapid halt in plant growth followed by yellowing, most noticeable after 1-2 weeks. The fluroxpyr and MCPA components mimic plant growth regulators causing swelling and thickening and twisted weed growth followed by yellowing and browning, resulting in plant mortality.

## Expected Results

Weeds start to discolour and twist shortly after application. Plant growth will cease or become erratic followed by browning and plant mortality.

**Stellar XL/Outshine/MPower Battlestar (cont'd)****Restrictions**

**Rainfall:** Do not apply if rainfall is expected within 2 hours of application. **Re-cropping:** Fields previously treated with Stellar XL/Outshine can be seeded the following year to barley, canola, oats, peas, or wheat or fields can be summerfallowed. **Grazing:** Do not cut the treated crop for hay or graze treated crop within 7 days after application. **Pre-harvest Intervals:** Do not harvest the treated crop within 60 days after application. **Leaching:** This product has potential to leach. Do not apply excessive irrigation. **Buffer Zone:** Use a buffer zone of 30 metres between area applied and sensitive terrestrial and aquatic habitats.

**Toxicity**

For Stellar XL/Outshine, the oral LD<sub>50</sub> for rats is > 2,000 mg/kg (males). MCPA ester has moderate acute toxicity. LD<sub>50</sub> of technical = 700 - 800 mg/kg. Stellar XL LD<sub>50</sub> for rats > 2,000 mg/kg.

**Storage**

Store in original containers in a secure, dry heated storage. If product is frozen, bring to room temperature and agitate before use.

# Tandem

**Group 2, 4****Formulation**

Product	Company	Active ingredient	Formulation	Container size
<b>Tandem A (PCP# 29985)</b>	Corteva Agriscience	Pyroxsulam: 30 g/L	Oil dispersion	1 x 8 L
<b>Tandem B (PCP# 29965)</b>		Fluroxypyr: 333 gae/L	E.C.	1 x 4.84

One case treats between 40-53 acres

**Crops, Staging and Rates**

Crop	Staging	Rate
<b>Spring, winter and durum wheat</b>	Apply to actively growing wheat from the 3-leaf stage to the first node stage.	Low rate: Tandem A 150 mL/acre rate + Tandem B: 85 mL/acre rate in spring and durum wheat High rate: Tandem A: 200 mL/acre rate + Tandem B: 125 mL/acre rate

Note: Occasionally slight yellowing or height reduction may be observed in the treated crop. These transient symptoms disappear within 14 days with no reduction to yield. Do not apply to crops suffering from drought, nutrient deficiency or exposed to frost or other agronomic factors affecting plant growth

**Weeds Controlled and Staging****High Rate**

barnyard grass (1 - 5 leaf stage)	downy brome (1 - 6 leaf suppression)	Japanese brome (1 - 6 leaf)	volunteer canola (excluding Group 2 tolerant)
common chickweed** (up to 10 cm)	flixweed (up to 10 cm)	kochia**	volunteer flax (1 - 12 cm)
cow cockle (up to 8 leaf)	green foxtail* (1 - 5 leaf)	red root pigweed (1 - 8 leaf)	yellow foxtail (1 - 5 leaf)
cleavers (up to 8 whorls)	hemp-nettle** (1 - 8 leaf)	stork's bill*	
dandelion*	lady's-thumb (1 - 5 leaf)	wild buckwheat* (1 - 4 leaf)	
		wild oats (up to 4 leaf, 2 tillers)	

\* Suppression

\*\* Includes biotypes resistant to Group 2 herbicides that inhibit the ALS enzyme

**Low Rate**

wild oats (up to 4 leaf, 2 tillers)	cleavers (1 - 6 whorls)
Tandem A Rate: 150 mL/acre. Tandem B Rate: 84 mL/acre with conditions of low wild oat populations < 75 wild oats/m <sup>2</sup>	

## Registered Tank Mixes

Tank mix partner with Tandem	Tank mix partner rate	Additional weeds controlled
<b>2,4-D ester</b>	Up to 241 mL/acre LV ester 700	Susceptible weeds such as bluebur, burdock, cocklebur, goat's beard, lamb's quarters, mustards (except dog and tansy), plantain, prickly lettuce, Russian thistle, shepherd's purse, stinkweed, volunteer canola, wild buckwheat, wild radish. Consult 2,4-D ester label for stages and rates.
<b>MCPA ester</b>	Up to 374 m/acre LV ester 600	Susceptible weeds such as burdock (4 leaf stage), cocklebur, mustards(except dog and tansy), lamb's quarters, plantain, prickly lettuce, ragweeds, Russian pigweed, shepherd's purse, stinkweed, annual or volunteer sunflower, volunteer canola, wild buckwheat, wild radish. Consult MCPA ester labels for stages and rates
<b>Curtail M</b>	600 mL/acre	Susceptible weeds such as Canada thistle (low infestations), burdock, cocklebur, field horsetail, lamb's quarters, wild mustard, plantain, prickly lettuce, wild radish, ragweed, shepherd's purse, stinkweed, annual sunflower, volunteer sunflower, vetch. Consult Curtail M label for weed stages and rates.

\* Under low wild oat populations (<75 plants/sq metre), can use a lower rate of Tandem at the low rate/acre when mixed with these products.

## Application Information

**With:** Apply with ground equipment or by air. **Water Volume:** 20 - 40 L/acre ground or 12 - 20 L for air application.

## Mixing Instructions

Half fill tank with water and agitate. Add Tandem A, then Tandem B, then any tank mix partner; add non-ionic surfactant, then finish filling tank.

## Application Tips

Only weeds emerged at time of application are controlled. For optimum results, apply Tandem to actively growing seedling weeds. Weed control may be reduced if Tandem is applied under stress conditions. Do not apply to crops that are stressed as crop injury may result. Under conditions of low crop competition and high weed density or wet foliage at time of application, control may be reduced.

## How it Works

Tandem A inhibits the production of the ALS enzyme in plants. This enzyme is essential for the production of certain amino acids, which are essential for plant growth. Tandem B is a plant growth regulator, which will cause twisting, bending and erratic growth of susceptible weeds.

## Expected Results

Tandem rapidly stops the growth of susceptible weeds. However, typical symptoms (discolouration) of dying weeds may not be noticeable for 1 - 3 weeks following application, depending on growing conditions and weed susceptibility. Degree of control and duration of symptoms depend on weed sensitivity, weed size, crop competition, growing conditions following treatment and spray coverage.

## Restrictions

**Rainfall:** Rain within 2 hours of application may reduce control. **Grazing:** Livestock may be grazed on treated crops 7 days following application. **Pre-harvest Intervals:** Do not harvest the treated crop within 60 days after application. **Re-cropping:** Eleven months following an application of Tandem, the following crops can be seeded: barley, brown mustard, canola, dry bean (of the species *Phaseolus vulgaris*), flax, canola quality Brassica juncea, lentils, oats, field peas, chickpea, spring wheat, soybean and yellow mustard, sunflowers or summerfallowed.

## Environmental Precautions

Simplicity is toxic to aquatic organisms and non-target terrestrial plants. Avoid contamination of these sensitive areas by using the recommended buffer of 1 metre from water bodies and 2 metres from sensitive terrestrial areas.

**Tandem (cont'd)****Toxicity**

Tandem A has a low oral toxicity. Acute LD<sub>50</sub> (rats) = > 3,129 mg/kg. May cause moderate skin irritation.

Tandem B has a very low mammalian toxicology with acute oral LD<sub>50</sub> of > 2,000 mg/kg.

**Storage**

Store in original container in a secure, dry, heated storage. This product will freeze at -10°C. Do not store below -9°C. Allow product to warm above 7°C before using, and thoroughly mix the product prior to use.

# Target/Sword/Tracker XP

**Group 4****Formulation**

Product	Company	Active ingredient	Formulation	Container size
Target (PCP# 28028)	Syngenta	MCPA: 275 g/L + mecoprop-P: 62.5 g/L + dicamba: 62.5 g/L	Solution	2 x 10 L, 160 L
Sword (PCP# 27892)	Loveland Products Canada			2 x 10 L, 100 L
Tracker XP (PCP# 27790)	IPCO			2 x 10 L

**Crops, Staging and Rates**

Rate: 400 - 600 mL/acre.

Crops	Staging	Specific remarks
Barley	2 - 4 leaf	Do not underseed to legumes. For wheat, oats and barley, a maximum of 1 application is permitted per year. For canary seed, a maximum of 2 applications are permitted per year, with a minimum retreatment interval of 90 days.
Canary seed, oats, spring wheat (including durum)	2 - 5 leaf	
Winter wheat	Apply in the spring before the crop is more than 30 cm high (top leaf extended).	
Summerfallow or fall stubble (Canada thistle control program)	Summerfallow: Early bud stage Fall Stubble: 15 - 20 cm tall or across.	

**Note:** Applications made later than the recommended timing may result in flattening of the crop and shortening of the straw (particularly under stress conditions).

**Target and Sword only**

Apply at 2 - 4 leaf stage

**Seedling and established grasses grown for forages**

creeping red fescue	intermediate wheatgrass	orchard grass	timothy
crested wheatgrass	meadow foxtail	smooth brome	

**Established grasses grown for forages**

kentucky bluegrass	meadow fescue	slender wheatgrass	tall wheatgrass
meadow brome	pubescent wheatgrass	tall fescue	western wheatgrass

**Weeds and Staging**

Apply at 2 - 3 leaf stage and actively growing for best results unless otherwise stated

annual sow thistle	green smartweed	perennial sow thistle*	tartary buckwheat
ball mustard	hedge bindweed*	prostrate pigweed	volunteer rapeseed
Canada thistle*	hemp-nettle (before 2nd pair of true leaves)	redroot pigweed	volunteer sunflower
cleavers (1 - 2 whorls)	knotweed	Russian thistle (<5 cm high)	volunteer tame buckwheat
common ragweed	kochia	shepherd's-purse	wild buckwheat
corn spurry	lady's-thumb	stinkweed	wild mustard
cow cockle	lamb's-quarters	tall mustard	wormseed mustard
field bindweed*	night flowering catchfly	tame buckwheat	yellow mustard
flixweed			

\* Top growth control only

## Registered Tank Mixes

Tank mix partner	Tank mix partner rate	Additional weeds controlled
<b>Spring wheat (including durum)</b>		
Horizon NG	Target: 400 - 600 mL/acre + Horizon NG: 376 mL/acre	Wild oats and green foxtail. Target only registered for this mix.
<b>Wheat and barley</b>		
Lorox	Target/Sword/Tracker XP: 400 - 600 mL/acre + Lorox:172 mL/acre	Chickweed.
metribuzin	Target/Sword/Tracker XP: 400 - 600 mL/acre + metribuzin: 111 - 172 mL/acre	Chickweed.

## Application Information

**With:** Apply with ground sprayers or by air. **Water Volume:** Ground application: 40 L/acre. Aerial application: 12 L/acre (minimum).

## Application Tips

In winter wheat, spray winter annuals as soon as growth begins in spring. Use the 600 mL/acre rate when weeds are not actively growing due to extended periods of hot and dry, or cold and wet, weather prior to or following application or when weeds are beyond the 3-leaf stage or for heavy weed infestation. Do not let contents stand for long periods in the tank. Agitate every 8 hours.

## How it Works

A combination of 3 systemic hormonal herbicides that accumulate in the growing point of susceptible plants, produce abnormal growth and disrupt the transport system in plants.

## Expected Results

**Weeds:** Can take up to 7 - 14 days depending on weather and growing conditions. Leaves curl, leaf edges turn brown, petioles twist, plant ceases growth and turns brown and dies.

**Crop:** Improper or untimely application can result in abnormal bending at the nodes of grain stalks, difficulty in head emergence from sheath, curled awns, malformed kernels and sterile florets. Under certain conditions, straw shortening may occur but yield will not be affected. Poor results may be expected if there is poor coverage, or weeds are too advanced.

## Restrictions

**Rainfall:** Rainfall within 3 hours will reduce activity. **Grazing:** Do not graze within 7 days of application, and do not cut for forage or hay within 30 days. **Pre-harvest Intervals:** Leave at least 60 days from application to harvest. **Re-cropping:** Cereal and broadleaf crops can be grown the year following application.

## Environmental Precautions

Target/Sword/Tracker XP are toxic to aquatic organisms and non-target terrestrial plants. Use a 1 m buffer from aquatic and 5 m buffer from sensitive terrestrial habitats.

## Toxicity

**Target:** Slightly acutely toxic. Acute Oral LD<sub>50</sub> (rats) = 1,750 mg/kg.

**Sword:** Slightly acutely toxic. Acute Oral LD<sub>50</sub> (rats) = 1,188 mg/kg.

**Tracker XP:** Slightly acutely toxic. Acute Oral LD<sub>50</sub> (rats) = 1,400 mg/kg.

## Storage

Heated storage required.

# Telar XP

Group 2

## Formulation

Product	Company	Active ingredient	Formulation	Container size
Telar XP (PCP# 30036)	Bayer CropScience	Chlorsulfuron: 75%	Dry flowable	500 grams

## Crops, Staging and Rates

**Non-crop Areas:** Total vegetation control programs on railroads, utility, highway rights-of-way, airports, plant sites, storage areas, fencelines, utility substations and petroleum storage areas. **Rate:** 6 - 48 g/acre.

## Weeds, Rates and Staging

Apply when weeds are small (less than 10 cm tall or across) and actively growing.

### Weeds controlled at 6 g/acre + 2,4-D amine: 320 - 450 mL/acre

annual sunflower	hemp-nettle	plantain	stinkweed
ball mustard	kochia	prickly lettuce	stork's-bill
common ragweed	lady's-thumb	redroot pigweed	sweet clover
cow cockle	lamb's-quarters	Russian pigweed	volunteer rapeseed
flixweed	narrow-leaved hawk's-beard	Russian thistle	wild mustard
green smartweed	(spring seedlings)	shepherd's-purse	

### Weeds controlled at 12 g/acre alone

common chickweed	green smartweed	redroot pigweed	volunteer rapeseed (except Group 2 tolerant trait)
common groundsel	hemp-nettle	scentless chamomile	wild mustard
corn spurry	lady's-thumb	shepherd's-purse	
cow cockle	lamb's-quarters	stork's-bill	
flixweed	prickly lettuce		

### Weeds controlled at 16 g/acre alone:

Above weeds controlled at 12 g/acre plus wild carrots

### Weeds controlled at 28 g/acre alone: Weeds controlled at 16 g plus following

Canada thistle*	horsetail	Russian thistle	wild strawberry*
dandelion*	kochia**	sweet clover	
golden rod*	perennial sow thistle*	wild rose*	

### Broadleaf weed control in non-crop land (where vegetation is not desirable): Weeds controlled at 48 g/acre alone

Canada thistle	horsetail	perennial sow-thistle*	wild strawberry*
dandelion	narrow-leaved hawk's-beard	wild buckwheat	willow*
goldenrod*		wild rose*	

\* Suppression \*\*A recent survey of kochia fields has found 90% of kochia populations that are Group 2 herbicide resistant. Without testing to confirm, assume the kochia in your field is resistant and will not be controlled by this product alone.

Note: Addition of recommended surfactant (Ag-Surf, Agral 90, Companion or Super Spreader): 0.1% v/v may improve control of weeds growing under adverse conditions.

## Registered Tank Mixes

Tank mix partner	Tank mix rate	Remarks
Krovar + non-ionic surfactant	Telar: 48 g/acre + Krovar: 2.75 - 3.6 kg/acre + Non-ionic surfactant: 1% v/v.	Apply when weeds are small (less than 10 cm tall)

## Application Information

**With:** Ground equipment only. Do not apply by air. **Water Volume:** Not less than 40 L/acre. Spray volumes of 80 - 160 L/acre are recommended.



**Application Tips**

Select a spray volume that will ensure thorough coverage and uniform spray pattern. Best results are obtained when weeds are actively growing.

**How it Works**

Absorbed through the roots and foliage. Inhibits cell elongation.

**Expected Results**

Telar rapidly inhibits growth of susceptible weeds. Typical symptoms (discolouration) of dying weeds may not be noticeable for 1 - 3 weeks after application depending on growing conditions and weed susceptibility. Degree of control and duration of effect depend on the following factors: rate used, weed sensitivity and weed size, growing conditions at and following treatment, precipitation, soil organic matter and pH.

**Restrictions**

**Rainfall:** Rainfall within 2 hours may lessen degree of weed control. For best results, sufficient rainfall to move Telar 5 - 7 cm deep into the soil is required after application before weeds develop an established root system and grow beyond the seedling stage.

**Environmental Precautions**

Telar is toxic to aquatic organisms and non-target terrestrial plants. Observe buffer zones specified under Directions for Use on the label.

**Toxicity**

Slightly acutely toxic. Acute Oral LD<sub>50</sub> (rats) = 3,053 mg/kg. Slightly to moderately toxic by contact.

**Storage**

Store in a cool, dry place.

# Thumper/Approve/Thrasher II/Leader/ MPower Buck D

Group 4, 6

**Formulation**

Product	Company	Active ingredient	Formulation	Container size
Thumper (PCP# 22659)	Bayer CropScience	Bromoxynil: 280 g/L + 2,4-D: 280 g/L	Emulsifiable concentrate	8 L, 128 L, 400 L
Approve (PCP# 28123)	Nufarm Agriculture	Bromoxynil: 225 g/L + 2,4-D ester: 225 g/L		10 L, 100 L, 500 L
Thrasher II (PCP# 30372)	ADAMA Canada			2 x 10 L, 120 L
Leader (PCP# 28853)	IPCO			10 L, 115 L
MPower Buck D, a co-pack of MPower Buck (PCP# 33399) + MP 2,4-D (PCP# 30460)	New Agco Inc.	Bromoxynil: 280 g/L		2 x 8 L
		2,4-D Ester 700: 660 g/L	6.8 L	

**Crops, Staging and Rates**

Crop	Staging	Rate
Barley, spring wheat, durum wheat and winter wheat	4 leaf to early flag leaf	Thumper: 405 mL/acre; Approve/Thrasher II/Leader: 500 mL/acre MP Buck: 400 mL/acre + 2,4-D: 170 mL/acre

**Thumper/Approve/Thrasher II/Leader/MP Buck D (cont'd)****Weeds, Rates and Staging****Weeds controlled at 1 - 4 leaf stage**

American nightshade	common ragweed	jimsonweed	redroot pigweed
ball mustard	cow cockle	lady's-thumb	shepherd's-purse
bluebur	flixweed	night flowering catchfly	volunteer canola
cocklebur	green smartweed	pale smartweed	volunteer sunflower

**Weeds controlled at 1 - 8 leaf stage**

common groundsel	lamb's-quarters	tartary buckwheat	wild mustard
common buckwheat	stinkweed	wild buckwheat	

**Weeds controlled at 1 - 12 leaf stage**

kochia (5 cm tall)	Russian thistle (5 cm tall)
--------------------	-----------------------------

**Registered Tank Mixes**

Tank mix partner	Tank mix partner rate	Specific comments
<b>Barley, spring wheat (including durum)</b>		
<b>Achieve Liquid + Turbocharge adjuvant/Nufarm Tralkoxydim (200 mL/acre) + Nufarm Tralkoxydim adjuvant 0.5% v/v or Bison 400L</b>	Achieve Liquid: 200 mL/acre + Turbocharge: 0.5% v/v or 200 mL/acre of Nufarm Tralkoxydim + Nufarm adjuvant: 0.5% v/v or Bison 400L: 200mL/acre + Addit adjuvant: 0.5% v/v	Apply from the 4 leaf to early flag leaf stage. Application before the 4 leaf stage may injure the crop.
<b>Bengal WB, Puma Advance, Leader*</b>	Fenoxaprop-p-ethyl: 150 -310 mL/acre, 412 mL/acre with Puma Advance	Wheat: Apply from 4 - 6 leaf stage on the main stem + 3 tillers. Barley: Apply from 4 - 6 leaf stage on the main stem + 3 tillers.
<b>Spring wheat (including durum) only</b>		
<b>Horizon NG*, NextStep NG* (no adjuvant needed), Signal, Ladder (adjuvant needed)</b>	Horizon NG/NextStep NG: 376 mL Signal: 93 - 117 mL/acre +0.8* v/v of Enhance adjuvant	Apply from 4 leaf to flag leaf stage.
<b>Spring wheat (excluding durum)</b>		
<b>Everest + Ag-Surf or Agral 90 (Approve herbicide only)</b>	Approve: 500 mL/acre + Everest: 17.4 g/acre + Ag-Surf or Agral 90: 0.25 % v/v or Ladder: 93 - 117 mL/acre + Mana 80: 0.25% v/v	Apply from 4 - 6 leaf stage (4 leaf on the main stem plus 2 tillers).
<b>Spring, winter and durum wheat</b>		
<b>Varro</b>	200 mL/acre	Wheat: 4 - 6 leaf stage plus 3 tillers but prior to jointing (presence of first node).

\* Only Thumper and Approve are registered for this tank mix. Check labels for tank mix partners.

Bayer CropScience supports the following mixes that are not on the Thumper label. They are 2,4-D ester, Decis on spring and durum wheat and barley; Tilt and Sevin XLR on all wheats and barley. Apply mixes according to the most restrictive use limitations for either product.

**Application Information**

**How to Apply:** Apply with ground equipment or by air. **Water Volume:** Ground application: 20 - 40 L/acre. Aerial application: 12 - 16 L/acre. Use the higher volume when majority of weeds are cow cockle, pigweed or smartweed or there is a heavy crop canopy.

**Mixing Instructions**

Use mixing instructions "c" on page 13.

**Application Tips**

Do not treat cereals underseeded with forages. For best results, spray when weeds are in the seedling stage and actively growing. Application before the 4 leaf stage may injure the crop.

**How it Works**

Bromoxynil is a contact type herbicide; therefore, good spray coverage is essential. Inhibits photosynthesis and plant respiration. 2,4-D is a hormone type herbicide which causes abnormal growth, affects respiration, food reserves and cell division in broadleaf plants. Absorbed primarily by leaves and stems and translocated to the growing tips and roots.

**Thumper/Approve/Thrasher II/Leader/MPower Buck D (cont'd)****Expected Results**

Small burn spots on the leaf can appear within hours; death takes up to 2 weeks.

**Restrictions**

**Rainfall:** Rainfall within 1 hour of application may reduce weed control. **Grazing:** Do not graze or harvest for greenfeed until 30 days after treatment. Withdraw meat animals 3 days before slaughter. **Pre-harvest Intervals:** Do not harvest within 30 days of application. **Re-cropping:** There are no re-cropping restrictions the year after application.

**Environmental Precautions**

Bromoxynil + 2,4-D is toxic to small mammals, birds, aquatic organisms including fish and non-target terrestrial plants. Avoid contamination of sensitive areas by using appropriate buffer zones.

**Toxicity**

High acute toxicity. Acute oral LD<sub>50</sub> (rats) = 361 mg/kg. Slightly to moderately toxic by contact. Moderately irritating to skin and severely irritating to eyes.

**Storage**

Does not require heated storage.

# Topline

**Group 2, 4****Formulation**

Product	Company	Active ingredient	Formulation	Container size
Topline co-pack – florasulam (PCP# 30857) + MCPA (PCP# 27804)	ADAMA Canada	Florasulam: 50 g/L	Suspension	1.6 L
		MCPA ester: 600g/L	Solution	9.33 L

Topline 1.6 L treats 40 acres.

**Crops, Staging and Rates**

Crop	Stage	Rate
Spring wheat (including durum), barley, oats	2 - 6 leaf stage	Topline: 40 mL of florasulam + 233 mL of MCPA Ester

**Weeds and Staging****Weeds controlled at 2 - 4 leaf stage**

annual sunflower	common ragweed	lamb's- quarters	stinkweed
ball mustard	cow cockle	Russian pigweed	wild buckwheat
burdock	flixweed	shepherd's purse	wild mustard
chickweed	hempnettle	smartweed	volunteer canola*
cleavers			

**Weeds suppressed at 2 - 4 leaf stage**

annual sow-thistle	dandelion (seedlings and overwintered)	narrow-leaved hawk's-beard	plantain (top growth)
Canada thistle	rosettes less than 15 cm)	perennial sow-thistle	stork's bill

\* Including all herbicide-tolerant canola varieties

**Registered Tank Mixes**

See above for Topline rate/acre.

Tank mix partner	Frontline XL/Topline plus tank mix partner	Additional weeds controlled
<b>In spring wheat (including durum) and barley</b>		
Assert	Topline + Assert: 0.65 L/acre + Acidulate	wild oats

**Topline (cont'd)**

Tank mix partner	Frontline XL/Topline plus tank mix partner	Additional weeds controlled
<b>In spring wheat (including durum) only:</b>		
Everest	Topline + Everest: 17.4 g/acre + Agral 90: 0.25% v/v	wild oats and green foxtail
Horizon, Nextstep, Foothills, Signal	Topline + Horizon: 93 mL/acre + Score: 0.8% v/v	wild oats
Horizon, Nextstep, Foothills, Signal	Topline + Horizon: 117 mL/acre + Score: 0.8% v/v	wild oats and green foxtail
<b>In spring wheat (excluding durum) and barley</b>		
Axial	Topline + Axial: 243 mL/acre + Adigor: 283 mL/acre	wild oats, green foxtail and volunteer oats

**Application Information**

**With:** Ground equipment only. Do not apply by air. **Water Volume:** 40 L/acre.

**Mixing Instructions**

Only use sprayers that have good agitation. Ensure the sprayer is properly cleaned prior to adding Topline. Use mixing instructions “b” on page 13.

**Application Tips**

Do not apply to crops underseeded to legumes. Apply Topline early post-emergence to the main flush of broadleaf weeds. Warm, moist conditions that promote active weed growth, small weed size and competitive crop and good growing conditions after application will optimize the weed control. Weeds hardened off by cold weather or drought stress may not be adequately controlled or suppressed, and regrowth may occur. For best results, ensure adequate spray coverage of the target weeds. Only weeds that are emerged at time of application will be controlled. If the foliage of the weed is wet at the time of application, control may be reduced.

**How it Works**

Topline herbicides contains a Group 2 and a Group 4 mode of action herbicide. The Group 2 mode of action herbicide inhibits the production of the ALS enzyme in plants. This enzyme is essential for the production of certain amino acids required for plant growth. The Group 4 mode of action herbicide disrupts normal plant growth regulation, resulting in death of susceptible plants.

**Expected Results**

Weeds susceptible to Topline will stop growing almost immediately. The weeds turn yellow or reddish. Symptoms such as yellowing and red colouration may not be noticeable for 1 - 2 weeks. Some twisting may also be observed on weeds sensitive to MCPA. Warm, moist conditions, small weed size and competitive crop will optimize weed control provided by Topline.

**Restrictions**

**Rainfall:** Heavy rainfall immediately after application may wash the chemical off the foliage, and a repeat treatment may be required. Do not apply if rainfall is forecast for the time of application. **Grazing:** Do not permit lactating dairy animals to graze fields within 7 days after application. Do not harvest forage or cut hay within 7 days after application. Withdraw meat animals from treated fields at least 3 days before slaughter. **Pre-harvest Intervals:** Do not harvest the treated crop within 60 days after application. **Re-cropping:** barley, canola, chickpeas, corn, field beans, flax, Juncea canola, lentils, mustard (brown, oriental and/or yellow), oats, peas, potatoes (except seed potatoes), soybeans, sunflowers, or wheat or fields can be fallowed.

**Environmental Precautions**

Highly toxic to aquatic organisms and non-terrestrial plants. Observe buffer zones specified under Directions for Use on the label.

**Toxicity**

Topline are practically non-toxic to birds. Acute oral LD<sub>50</sub> is > 2,000 mg/kg. Topline are also moderately toxic to fish.

**Storage**

Store in a dry, heated storage. If products are frozen, bring to room temperature and agitate before use.

# Tordon 22K

Group 4

## Formulation

Product	Company	Active ingredient	Formulation	Container size
Tordon 22K (PCP# 9005)	Corteva Agriscience	Picloram: 240 g/L	Solution	2 x 10 L

Note: Available only through selected retail outlets.

## Crops, Staging and Rates

Rangeland, permanent grass pastures and non-cropland. Apply at any stage of permanent grass pastures, rangeland and non-cropland. **Rate:** 0.45 - 3.6 L/acre.

**Note:** Legumes are susceptible to Tordon 22K. Do not spray pastures containing forage legumes unless the kill of such legumes can be tolerated.

## Weeds, Rates and Staging

Apply any time when green fully developed leaves are present.

Weeds	Rate	Acres treated per 10 L container
scentless chamomile	0.45 L/acre	20
diffuse or spotted knapweed	0.91 L/acre	11
poverty weed Canada thistle field bindweed (low density) leafy spurge (low density) pasture sage, perennial sow thistle Russian knapweed toadflax (low density)	1.8 L/acre	5
leafy spurge field bindweed toadflax	90 mL/100 m <sup>2</sup>	High plant density – spot treatment only

## Application Information

**With:** Apply with ground sprayers, backpack sprayers or handgun. See label for application information for a backpack sprayer. **Water Volume:** 160 - 324 L/acre.

## Application Tips

Tordon 22K is persistent. It will carry over in soil. Treated soil should not be moved out of the treated area. Tordon 22K is very difficult to clean from sprayers. Use a different sprayer for applying other materials to desirable plants or crops. Handguns equipped with proportioning devices and reservoirs for Tordon 22K are useful in preventing sprayer contamination. Spot treatment: Treat at rate of 90 mL/100 m<sup>2</sup>. May be used to treat no more than a one acre patch.

## How it Works

Interferes with cell division, causing leaf cupping, stem distortion and eventual death of plant. Tordon 22K is absorbed through leaves and roots.

## Expected Results

Tordon 22K: Perennial weeds show distorted stems and cupped leaves, which turn yellow and then brown. Usually native grass increases in abundance as a result of reduced competition.

## Restrictions

**Rainfall:** Heavy rainfall shortly after application may cause poor results. **Grazing:** Do not graze treated area by dairy animals within 6 weeks after treatment. Clippings from grass or crops which have been treated with

**Tordon 22K (cont'd)**

Tordon 22K should not be used for composting or mulching, nor should the manure from animals grazing treated areas or fed treated forage be used around susceptible plants. **Re-cropping:** Picloram may persist in the soil for a period of up to five years; therefore, it should not be used in those areas where sensitive broadleaved crops such as sunflowers and potatoes are grown in the rotations. Where wheat, oats or barley are the major crops in the rotations, it is recommended oats are grown in the first year, oat or barley the second year, then oats, barley or wheat the third year after treatment.

**Environmental Precautions**

Buffer zones are 1 metre for aquatic habitats and 120 metres for sensitive terrestrial habitats. Tordon 22K is moderately toxic to fish. Do not apply to any water bodies or in areas where the runoff from treated areas will reach fish-bearing waters. **Leaching:** Picloram is highly mobile in the soil and will readily move with water. Do not apply to soils that are very permeable.

**Toxicity**

Low oral toxicity. Acute oral LD<sub>50</sub> (rats) = > 5,000 mg/kg. Low dermal toxicity.

**Storage**

Store in a cool, dry place. Do not freeze. If freezing occurs, bring to room temperature and mix thoroughly.

# Travallas/MP Foxy Thief

**Group 2, 4****Formulation**

Product	Company	Active ingredient	Formulation	Container size
Travallas (PCP# 31685)	FMC Corporation	Metsulfuron-methyl: 3 g/L + thifensulfuron-methyl: 30 g/L + fluroxypyr: 150 g/L	Suspension	8 L jug
MP Foxy Thief, a co-pack of MP Foxy (PCP#32952) MP Pro (PCP# 31118) MP Rambo (PCP# 33571)	New Agco Inc.	fluroxypyr: 180 g/L metsulfuron-methyl: 60% thifensulfuron-methyl: 640 g		2 x 6.65L 80 g 640 g

8 Litres of Travallas treats 40 acres

**Crops, Staging and Rates**

Crop	Staging
Spring and durum wheat, barley	2 leaf – flag leaf (shot blade)
Winter wheat	Apply in spring up to the flag leaf stage

**Weeds Controlled**

Weeds less than 10 cm in height or diameter unless otherwise noted. Travallas applied at 200 mL/acre.

MP Foxy Thief: MP Foxy - 166 mL/acre + MP Pro - 1 g/acre + MP Rambo - 8 g/acre

Canada thistle <sup>1</sup>	flixweed	narrow-leaved hawk's beard	vol. canola (except Group 2 tolerant varieties)
chickweed (1 - 6 leaf)	hemp-nettle (1 - 8 leaf)	night flowering catchfly	volunteer flax
cleavers (1 - 9 whorl)	kochia (incl Group 2 resistant)	redroot pigweed	white cockle (<10cm)
corn spurry		Russian thistle	wild buckwheat (1 - 8 leaf)
cow cockle	lady's thumb/green	shepherd's purse (up to 20 cm)	wild mustard
dandelion (rosettes up to 25 cm in diameter)	smartweed	stinkweed	
	lamb's-quarters	stork's-bill	

<sup>1</sup> Suppression only.

## Registered Tank Mixes

Check label of MPower Foxy Thief for registered tank mixes. They may not be similar to Travallas.

Tank mix partner	Product rates	Additional pests controlled
<b>Spring wheat (incl. durum), winter wheat and barley</b>		
<b>MCPA Ester 500 or 600</b>	226 mL/acre for 500, 190 mL/acre for 600	All canola including volunteer Group 2 tolerant canola 2 - 4 leaf, annual sow thistle, round-leaved mallow (up to 6 leaf)
<b>Acapela fungicide</b>	175 - 350 mL/acre	Cereal leaf diseases controlled or suppressed by Acapela.
<b>Spring and durum wheat, barley</b>		
<b>Puma Advance</b>	Puma Advance: 206 mL/acre (green foxtail rate), 412 mL/acre (wild oat rate)	Wild oats and green foxtail up to 6 leaf or up to 3rd tiller emerged.
<b>Puma Advance + MCPA ester 500 (600)</b>	Puma Advance: 206 mL or 412 mL/acre + MCPA ester 500 (600): 226 mL (190mL)/acre	Wild oats and green foxtail up to 6 leaf or 3rd tiller emerged.
<b>Spring wheat (excluding durum), winter wheat and barley</b>		
<b>Axial 100 EC + Adigor adjuvant</b>	243 mL/acre Axial + 283 mL/acre Adigor	Wild oats
<b>Axial + MCPA Ester 500 (600)</b>	Axial: 500 mL/acre + MCPA Ester 500 (600): 226 mL (190 mL)/acre	Volunteer Group 2 tolerant canola (2 - 4 leaf)
<b>Spring and durum wheat</b>		
<b>Horizon 240 EC + Score</b>	93 mL/acre Horizon 240 + 0.8 L/100 L spray of Score adjuvant	Wild oats
<b>Traxos</b>	500 mL/acre	Wild oats
<b>Traxos + MCPA Ester 500 (600)</b>	Traxos: 500 mL/acre + MCPA Ester 500 (600): 226 (190) mL/acre	Wild oats, volunteer Group 2 tolerant canola (1 - 4 leaf)
<b>Spring and winter wheat only</b>		
<b>Everest 3.0 + adjuvant</b>	19 - 29 mL/acre + 0.25% v/v of adjuvant	Wild oats
<b>Everest 3.0 + MCPA Ester 500 (600) + adjuvant</b>	Everest 3.0: 19 - 29 mL/acre + MCPA Ester 500 (600): 226 (190) mL/acre + 0.25% v/v adjuvant	Wild oats, volunteer Group 2 tolerant canola (1 - 4 leaf)
<b>Spring, durum and winter wheat</b>		
<b>Simplicity + adjuvant</b>	200 mL/acre Simplicity + 0.25% v/v of adjuvant	Wild oats
<b>Simplicity + MCPA Ester 500 (600)</b>	Simplicity: 200 mL/acre + MCPA Ester 500 (600): 226 (190) mL/acre	Wild oats, volunteer Group 2 tolerant canola (1 - 4 leaf)
<b>Varro + MCPA 500 (600) Ester</b>	Varro: 200 mL/acre + MCPA Ester 500 (600): 226 (190) mL/acre	Wild oats, volunteer Group 2 tolerant canola (1 - 4 leaf)
<b>Varro</b>	Varro: 200 mL/acre	Wild oats

FMC Corp. supports the following mixes not on the Travallas label. Herbicides: GP Herbicide, Everest 3.0 (spring wheat only), Simplicity GoDRI, clodinafop, Axial and Everest 3.0 + MCPA Ester.

## Application Information

**How to Apply:** With ground or aerial equipment. **Water volume:** Ground, minimum 22 L/acre. Aerial, 10 L/acre.

## Application Tips

Optimal herbicide activity requires an actively growing crop and weeds. Best temperature for application is between 12°C and 24°C. Travallas works through maximum foliar uptake and contact activity. Frost three days before or after application may reduce weed control and crop tolerance. Consult label for mixing instructions. Shake well before using.

**Travallas/MP Foxy Thief (cont'd)****How it Works**

Travallas is a mix of three active ingredients from two modes of action. The thifensulfuron and metsulfuron methyls are absorbed by foliage and roots, translocating throughout the plants and concentrating in areas of rapid growth. There, they inhibit cell division. Fluroxypyr is a Group 4 herbicide, an artificial plant hormone, that disrupts normal growth, causing plant twisting and eventual death.

**Expected Results**

Growth stops immediately. Discoloration of dying weeds may not be noticeable for 1 to 3 weeks after application, depending on growing conditions and weed species. Poor results may be expected if there is improper mixing, timing, coverage or when weeds are under drought stress.

**Restrictions**

**Rainfall:** Travallas is rainfast in 2 hours. **Grazing:** Do not graze or feed the treated crop to livestock within 7 days of application. **Pre-harvest Intervals:** Do not harvest the treated crop within 60 days of application.

**Re-cropping:** The following crops may be seeded 10 months after application: canola, dry beans, flax, fababean, field corn, soybean, oats, peas, spring wheat (including durum), spring barley. Lentils can be seeded 22 months after application.

**Environmental Precautions**

Buffer zone of 1 to 5 metres for ground application from sensitive aquatic and terrestrial habitat. Avoid spraying areas potentially susceptible to runoff.

**Toxicity**

Low acute mammalian toxicity. Toxic to aquatic organisms. Metsulfuron-methyl, oral LD<sub>50</sub> (rats) = > 5,000mg/kg; thifensulfuron-methyl, oral LD<sub>50</sub> (rats) = > 5,000 mg/kg; fluroxypyr, oral LD<sub>50</sub> (rats) = > 2,000 mg/kg.

**Storage**

If product is stored below freezing for an extended time, slowly warm to a minimum of 10°C and shake well before using.

# Traxos

**Group 1****Formulation**

Product	Company	Active ingredient	Formulation	Container size
Traxos (PCP# 29855)	Syngenta	Pinoxaden: 25 g/L + clodinafop propargyl: 25 g/L	Emulsifiable concentrate	2 x 10 L, 80 L, 400 L

**Crops, Staging and Rates**

Crop	Stage	Rate
Spring and durum wheat	Prior to 4th tiller (do not apply past flag leaf)	500 mL/acre

Note: Traxos contains a built-in adjuvant system, DO NOT add any adjuvant to the Traxos herbicide mixture

**Weeds and Staging**

Grassy weeds controlled	Growth stage	Additional remarks
Wild oats, tame oats, volunteer canaryseed, proso millet	1 - 6 leaf on the main stem	Prior to emergence of 4th tiller



Grassy weeds controlled	Growth stage	Additional remarks
Green foxtail, yellow foxtail	1 - 5 leaf on the main stem	For optimum control apply prior to emergence of 3rd tiller
Barnyard grass, Persian darnel		For optimum control apply before tillering and while actively growing.

### Registered Tank Mixes

Tank mix partner	Product rates	Crop stage <sup>1</sup>
Buctril M <sup>4, 5</sup>	404 mL/acre	2 leaf to flag leaf
Curtail M <sup>4</sup>	606 - 810 mL/acre	3 leaf to just before flag leaf
Trophy <sup>2, 4</sup>	240 mL/acre of Trophy A + 453 mL/acre of Trophy B	3 leaf to flag leaf
Prestige <sup>3, 4</sup>	243 - 324 mL/acre of Prestige A + 606 - 810 mL/acre of Prestige B	3 leaf to flag leaf
Benchmark <sup>4,5</sup>	40 mL/acre of Benchmark A + 486 mL/acre of Benchmark B	2 to 6 leaf
Infinity <sup>5</sup>	336 mL/acre	1 to 5 leaf
Pulsar <sup>3</sup>	246 - 371 mL/acre	2 to 5 leaf
Pulsar <sup>3</sup> + MCPA Ester <sup>4</sup> 600	246 - 371 mL/acre + 234 mL/acre	2 to 5 leaf
MCPA Ester <sup>4</sup> 600	283 - 372 mL/acre	3 leaf to flag leaf
Mextrol 450 <sup>4</sup>	500 mL/acre	2 leaf to flag leaf
Matador 120EC	26 - 33 mL/acre	Prior to emergence of 4th tiller
Tilt 250E	101 - 202 mL/acre	Prior to emergence of 4th tiller

<sup>1</sup> Always consult the label of the broadleaf herbicide, insecticide or fungicide prior to use. <sup>2</sup> Rates above 2.0 L/ha may cause crop injury. <sup>3</sup> Refer to broadleaf tank mix label for list of weeds controlled at low and high use rates. <sup>4</sup> A reduction in barnyard grass control may be observed when Traxos herbicide is tank mixed with these broadleaf herbicides. <sup>5</sup> A reduction in green foxtail control may be observed when Traxos herbicide is tank mixed with these broadleaf herbicides.

### Application Information

**Water Volume:** Ground: 20 - 40 L/acre. Aerial: 12 L/acre.

### Mixing Instructions

Half fill tank with water using continuous agitation. Add tank mix partner, then add Traxos. Agitate for several minutes between application of herbicides.

### Application Tips

When tank mixing Traxos herbicide with a tank mix partner, ensure you read the tank mix partner label for minimum water recommendations. For optimum control, apply Traxos herbicide to actively growing weeds, ideally at the 2-3 leaf stage. An early application will maximize crop yields by reducing weed competition. Weeds emerging after application of Traxos herbicide will not be controlled.

Weed control under stress conditions can be reduced or delayed. Do not apply to crop that is stressed by conditions such as frost, low fertility, drought, flooding, disease or insect damage as crop injury may result.

### How it Works

Traxos herbicide is absorbed by the leaves and is rapidly translocated to the growing points of leaves and stems. Thorough coverage of the plants is essential for consistent control.

### Expected Results

Actively growing susceptible grasses stop growing within 48 hours of treatment. Depending on species, growing conditions and crop competition, leaves and growing points turn yellow within one to three weeks after application. Further colour changes and loss of vigour will be observed, followed by a browning and complete control three to five weeks after application. Temporary crop injury may occur with tank mixes under extreme weather conditions or when the crop is suffering from stress due to inadequate or abnormally high moisture levels or extreme temperatures.

**Traxos (cont'd)****Restrictions**

**Rainfall:** Traxos herbicide alone can be used one hour before rainfall. **Grazing:** Observe a minimum of 7 days before grazing livestock. **Pre-harvest Intervals:** 60 days after treatment for grain and straw and 30 days after for hay. **Re-cropping Restrictions:** There are no crop limitations the year following application of Traxos.

**Environmental Precautions**

This product is toxic to aquatic organisms and non-target terrestrial plants. Leave a 1 metre buffer between treated area and sensitive vegetation and aquatic habitats.

**Toxicity**

Low toxicity. Pinoxaden: Acute oral LD<sub>50</sub> (rats) = 3,129 mg/kg. Clodinafop-propargyl: Acute oral LD<sub>50</sub> (rats) = 2,276 mg/kg.

**Storage**

Heated storage not required. Store the product in closed, original container in a well ventilated room.

# TraxosTwo

**Group 1, 4****Formulation**

Product	Company	Active ingredient	Formulation	Container size
TraxosTwo Grass Component (PCP# 31647)	Syngenta	Pinoxaden: 25 g/L + clodinafop-propargyl: 25 g/L	Emulsifiable concentrate	10 L jug, 80 L bulk
TraxosTwo Broadleaf Component (PCP# 31673)		Fluroxypyr: 90g/L 2,4-D: 360 g/L	Emulsifiable concentrate	9 L jug, 72 L bulk

**Crops, Staging and Rates**

Crop	Stage	Rate
Spring wheat, durum	4 leaf, prior to the emergence of the 4th tiller	500 mL/acre of TraxosTwo Grass Component 445 mL/acre of TraxosTwo Broadleaf Component

Note: Traxos contains a built-in adjuvant system, DO NOT add any adjuvant to the TraxosTwo herbicide mixture.

**Weeds, Rates and Staging****Grassy weeds**

Crops	Staging	Notes
Wild oats, volunteer canary seed, volunteer (tame) oats, proso millet	1 - 6 leaf stage on the main stem	Prior to the emergence of the 4th tiller
Green foxtail, yellow foxtail (wild millet, pigeon grass)	1 - 5 leaf stage on the main stem	Prior to the emergence of the 3rd tiller and when foxtail is actively growing
Barnyard grass, Persian darnel	1 - 5 leaf stage on the main stem	Apply before tillering and when the plants are actively growing

**Broadleaf weeds controlled:**

bluebur	goat's-beard	plantain	storks' bill (1 - 8 leaf)
burdock	hemp nettle (2 - 6 leaf)	prickly lettuce	sunflower (annual)
canola (volunteer)	hoary cress*	ragweed	vetch
cleavers (1 - 8 whorl)	kochia**	round-leaved mallow (1 - 6 leaf)	volunteer flax (1 - 12 cm)
clovers (sweet and grey tansy)	lamb's quarters	shepherd's purse	wild radish
cocklebur	mustards (except	stinkweed	
field horsetail*	green tansy, dog wild		
flixweed	buckwheat (1 - 6 leaf)		

**Broadleaf weeds suppressed:**

common chickweed\*\* (up to 8 cm)    red root pigweed    sow-thistle (perennial)\*

\* Top growth control only.

\*\* Including biotypes resistant to Group 2 herbicides that inhibit the ALS enzyme.

**Broadleaf weeds controlled with a tank-mix 2,4-D ester herbicide**

To control or suppress the following weeds, use 445 mL/acre of TraxosTwo broadleaf component and with 68 mL/acre of 2,4-D ester 600.

**Controlled:**

blue lettuce*	field peppergrass	oak-leaved goosefoot	tartary buckwheat
dandelion**	hairy galinsoga	redroot pigweed	wild buckwheat (1 - 8 leaf)
docks	hedge bindweed	Russian thistle	gumweed
dog mustard	lady's thumb	smartweed	
field bindweed*	leafy spurge*	tansy mustard	

**Suppressed:**

common chickweed\*\*\* (up to 8 cm)    Canada thistle\*    sow-thistle (perennial)\*    sow-thistle (annual)

\* Top growth control. \*\* Spring rosettes. \*\*\* Including biotypes resistant to Group 2 herbicides that inhibit the ALS enzyme.

**Registered Tank Mixes**

Tank mix partner	Tank mix partner rate	Remarks
<b>Spring wheat (incl. durum) and barley</b>		
<b>2,4-D Ester</b>		
<b>Matador 120 EC</b>	25 - 34 mL/ac	Prior to emergence of 4th tiller
<b>Tilt 240E Fungicide</b>	101 - 202 mL/ac	Prior to emergence of 4th tiller

**Application Information**

**Water Volume:** Ground: 5 - 10 g/ac, Aerial: 3 - 5 g/ac.

**Mixing instructions**

Fill tank half full, add TraxosTwo Broadleaf Component, keep filling and add TraxosTwo Grass Component. When adding a tank mix, always add the TraxosTwo Broadleaf Component, followed by the fungicide/insecticide and the TraxoTwo Grass Component last.

**Application Tips**

Application before the 4 leaf stage of wheat may cause severe twisting of leaves and stem and head deformities, which may reduce yield up to 10%. Do not apply later than the flag leaf stag. Maximum one application per year.

**How it Works**

Actively growing susceptible grasses stop growing within 48 hours of treatment. Depending on species, growing conditions and crop competition, leaves and growing points turn yellow within one to two weeks of application.

**TraxosTwo (cont'd)****Expected Results**

Depending on species, growing conditions and crop competition, leaves and growing points turn yellow within one to two weeks of application. Further colour changes and loss of vigour will be observed, followed by browning and complete control within three to five weeks. The TraxosTwo Broadleaf Component is influenced by weather conditions. Optimum activity requires active crop and weed growth. The temperature range for optimum activity is 12 - 24°C. Reduced activity will occur when temperatures are below 8°C or above 27°C. Frost before an application (3 days) or shortly after may reduce weed control and crop tolerance. Weed control may be reduced during stress conditions, e.g. drought, heat or cold stress, or if weeds have initiated flowering or if heavy infestation exists.

**Restrictions**

Do not apply on barley or any crop other than spring wheat or durum, as crop damage will result. Do not allow spray to drift to adjacent fields seeded to crops other than spring wheat or durum wheat. Do not treat wheat underseeded to forage. **Rainfall:** Do not apply within 2 hours of rainfall. **Grazing:** Do not permit lactating dairy/beef animals to fields within 7 days of application. Do not harvest for grain or straw until 60 days after application. Withdraw meat animals from fields at least 3 days before slaughter. **Re-cropping:** Fields treated with TraxosTwo can be replanted to wheat, barley, oats, triticale, alfalfa, edible beans, canola, lentils, peas, potatoes, soybeans, sugar beets and sunflowers.

**Environmental Precautions**

Toxic to aquatic organisms, birds, small wild mammals and non-target terrestrial plants. **Buffer zones:** Field sprayer: 1 metre for fresh water, estuarine/marine habitats and terrestrial habitats. Aerial: 5 metres for fixed wing and 2 metres for rotary wing for fresh water, and 1 metre for estuarine/marine habitats; 50 metres for fixed wing and 45 metres for rotary wing for terrestrial habitats.

**Toxicity**

Low acute toxicity: oral LD<sub>50</sub> (female rats) = > 5,000 mg/kg. Dermal LD<sub>50</sub> (rats) = > 5,050 mg/kg.

**Storage**

Store in original containers in secure, dry heated storage. If product is frozen, bring to room temperature and agitate before use. Keep away from feed and foodstuffs and out of reach of children and animals. Keep away from fire or open flame or other sources of heat.

# Tridem

**Group 2, 4****Formulation**

Product	Company	Active ingredient	Formulation	Container size
Tridem A (PCP# 33290)	Corteva Agriscience	Pyroxsulam 21.5 %	Wettable granules	0.84 kg case or 5.04 kg bulk
Tridem B (PCP# 33289)		Florasulam 5 g/L Fluroxypyr 100 g/L	Emulsifiable concentrate	2 x 8.1 L case or 97.2 L bulk
Bindem Utility Modifier				2.4 L case or 2 x 7.1 L bulk

One case treats 40 acres; one bulk unit treats 240 acres. Bindem Utility Modifier is included in the case/bulk package. The use of an additional surfactant is NOT required.

**Crops, Staging and Rates**

Crop	Stage	Rate
Spring wheat (including Durum) and winter wheat	3 leaf to just prior to flag leaf emergence	Tridem A at 21 g/acre Tridem B at 405 mL/acre + Bindem at 60 mL/acre

## Weeds, Rates and Staging

### Grass weeds controlled from 1-6 leaf, prior to 4th tiller:

- wild oats<sup>1</sup>
- Japanese brome<sup>2</sup>

<sup>1</sup> For low wild oat population (<75 plants/m<sup>2</sup>)

<sup>2</sup> For control of Japanese brome 1 to 4 leaf, 2 tiller stage under good growing conditions

### Broadleaf weeds controlled when tank mixed with 172 - 243 mL/acre of 2,4-D Ester 700 (Tridem is meant to be mixed with 2,4-D, which is not included):

bluebur	flixweed	stork's-bill (1-8 leaf)	volunteer canola
burdock	giant ragweed	ragweed	volunteer flax
Canada thistle	goat's beard	redroot pigweed	wild buckwheat
cleavers*	hemp-nettle	round leaved mallow	wild mustard
cocklebur	kochia**	shepherd's-purse	wild radish
common chickweed	lamb's-quarters	smartweed	wild sunflower (annual)
cow cockle	plantain	sowthistle, annual	Russian pigweed
daisy fleabane	prickly lettuce	sowthistle, perennial	Russian thistle
false flax	narrow-leaved hawk's-beard	thyme-leaved spurge	
false ragweed	stinging nettle	sweet clover	

\* Including Group 2 resistant biotypes

\*\* Including ALS resistant biotypes

## Registered Tank Mixes

Tridem is not intended to be used without the addition of 2,4-D Ester 700. Add at the rate of 172 to 243 mL/acre. 2,4-D Ester 700 is not included in the Tridem package and must be purchased separately.

## Application Information

**How to apply:** Ground application only. **Water Volume:** 20 - 40 L/acre

## Application Tips

For optimum control, apply herbicide to actively growing weeds. Only weeds emerged at time of application will be controlled. Weed control may be reduced if applied under stress conditions such as drought, heat, prolonged cool temperatures, flooding and insufficient fertility. Under conditions of low crop and high weed density, control may be reduced. Optimum weed control will be obtained if application of Tridem herbicide is delayed until the stress conditions have ended and the weeds have resumed growth.

## How it Works

Tridem is absorbed by the leaves and rapidly translocated to the growing points and stems. Warm, moist growing conditions promote active weed growth and enhance the activity of Tridem by allowing maximum foliar uptake and activity.

## Expected Results

Actively growing, susceptible weeds stop growing. Depending on grass species, growing conditions and crop competition, leaf discoloration occurs within 1 - 3 weeks after application. Degree of grass control.

## Restrictions

**Rainfall:** Rain within 1 hour of application may reduce control. **Grazing:** Do not graze for 7 days or silage/hay for 30 days following application. **Pre-Harvest Interval:** Do not harvest the treated crop for grain within 60 days of application. **Re-cropping:** Fields previously treated with Tridem herbicide can be seeded the following year to barley, canola, corn, dry common beans, flax, lentils, mustard (brown, oriental, and/or yellow), oats, peas, potatoes (except seed potatoes), soybeans, sunflowers, wheat or field can be summer-fallowed.

## Environmental Precautions

Do not contaminate any body of water. Use a downwind buffer zone of 30 m between boom edge and the closest edge of sensitive terrestrial habitat and a 15 m buffer zone between the downwind edge of the boom and the closest edge of sensitive aquatic habitat.

**Tridem (cont'd)****Toxicity**

Mammalian toxicity. Acute oral LD<sub>50</sub> (rats) > 2,000 - 5,000 mg/kg.

**Storage**

Store in original containers in a secure, dry, well ventilated, heated storage.

# trifluralin

**Group 3****Formulation**

Product	Company	Active ingredient	Formulation	Container size
<b>Bonanza 10G (PCP# 22744)</b>	Loveland Products Canada	trifluralin: 10%	Granules	22.7 kg bag, 454 kg bulk bag
<b>Bonanza 480 EC (PCP# 28289)</b>	Loveland Products Canada	trifluralin: 480 g/L	EC	9.46 L, 984 L
<b>Rival 10 G (PCP# 18926)</b>	Nufarm Agriculture	trifluralin: 10%	Granules	22.7 kg bag, 454 kg bulk bag
<b>Rival EC (PCP# 18612)</b>	Nufarm Agriculture	trifluralin: 500 g/L	EC	9 L, 900 L
<b>Treflan Liquid EC (PCP# 23933)</b>	Gowan Company	trifluralin: 480 g/L	EC	9.45 L, 115 L
<b>Treflan MicroActiv (PCP# 21742)</b>	Gowan Company	trifluralin: 10%	Granular	454 kg bulk

**Oilseed and Special Crops****Crops, Staging and Rates**

**Rate:** see Rates table below 0.69 - 3.72 L/acre. Not all the trifluralin formulations are registered for the crops listed below. Please refer to the specific product label for details. Granules applied in the fall only (after Sept. 1 but before soil freeze-up). All products are for pre-plant-incorporated use only.

alfalfa establishment (flax and canola cover crops only)	dry common beans (kidney, white)	peas (field, canning)	vegetables (broccoli, brussel sprouts, cabbage, cauliflower, carrots, rutabaga, transplanted tomatoes)
asparagus (established - 3 years)	faba beans	safflower	
barley (fall only for granular products)	flax (summer and fall only)	saskatoon berries	
black beans	forage legumes (seedling)	soybeans	
canola	alsike clover, red clover, cicer	strawberries	
	milkvetch, bird's-foot trefoil)	sunflower	
	lentils (fall only)	sweet clover	
		transplanted shelterbelts	

**Weeds Controlled**

annual bluegrass	cow cockle	millet (green and yellow)	purslane
barnyard grass	crabgrass	foxtail)*	Russian thistle
carpetweed	goosegrass	meadow brome grass	stink grass
cheatgrass (downy brome grass)	knotweed	Persian darnel	wild oats**
chickweed	lamb's-quarters	pigweed	wild buckwheat

\* Excluding Group 3 resistant foxtails.

\*\* Suppression

**Spring Application:** Trifluralin can be applied immediately prior to planting or up to three weeks before planting.

**Summer Application:** Trifluralin can be applied to summerfallow between June 1 and September 1 for weed control in canola or flax the following year. Apply the summer rate and incorporate (see Incorporation section). Not recommended for sand and sandy loam soils. Trifluralin must be incorporated at least twice with the implement operated in two different directions. The initial incorporation must be done within 24 hours after application. The second incorporation (and subsequent incorporations) may be done whenever necessary to destroy resistant weed growth during the remainder of the fallow season. Shallow tillage (5 to 8 cm) is necessary in the spring prior to planting.

**Summerfallow:** Treflan MicroActiv/Bonanza 10G/Rival 10G can also be applied to summerfallow in May, June or July for weed control during both years of a fallow-wheat rotation or in the fall (September - prior to soil freeze-up) prior to spring and durum wheat seeding.

#### Crop Year

wild millet (green foxtail and yellow)\*      lamb's-quarters      wild buckwheat      wild oats

#### Summerfallow year (above weeds as well as)

barnyard grass      Persian dandelion      Russian thistle  
cow cockle      red root pigweed

\* Excluding Group 3 resistant foxtails.

**Fall Application:** Trifluralin can be applied in the fall between September 1 and prior to soil freeze-up for weed control the following year. Apply fall rates and incorporate twice. The initial incorporation must be done within 24 hours after application. It is preferred to do both incorporations in the fall followed by tillage (5 to 8 cm) in the spring prior to planting. However, one incorporation may be done in the fall and the second in the spring at the time of seedbed preparation, provided both operations are done at the recommended depth. Note: Do not apply to stubble when the previous crop was treated with another trifluralin product (Bonanza, Rival or Treflan). This includes the application the previous summer or fall.

#### Rates

##### Spring Applications

Crop	Soil texture and soil organic matter (%)			
	Light (sand - sandy loam)		Medium - heavy (loam to clay)	
	2 - 6%	6 - 15%	2 - 6%	6 - 15%
<b>Field crops: Black beans, crambe, dry beans (field and kidney), faba beans, mustard, peas (field and canning), canola, safflower, sainfoin, sunflowers</b>				
<b>Bonanza EC</b>	0.69 L/acre	0.69 L/acre	0.93 L/acre	0.93 L/acre
<b>Rival EC</b>	0.65 L/acre	0.89 L/acre	0.89 L/acre	0.89 - 1.13 L/acre
<b>Treflan Liquid EC</b>	0.69 L/acre	0.93 L/acre	0.93 L/acre	0.93 - 1.21 L/acre
<b>Shelterbelts: American elm, caragana, green ash, Scotch pine and Siberian elm)</b>				
<b>Bonanza EC</b>	1.86 L/acre	3.72 L/acre	3.72 L/acre	3.72 L/acre
<b>Rival EC</b>	1.80 L/acre	3.6 L/acre	3.6 L/acre	3.6 L/acre
<b>Treflan Liquid EC</b>	1.9 L/acre			3.75 L/acre
<b>Vegetables and berries: strawberries, broccoli, Brussel sprouts, cabbage, cauliflower, carrots, rutabaga, tomatoes (transplanted), snap beans, sweetclover, saskatoon</b>				
<b>Bonanza EC</b>	0.69 L/acre	0.93 L/acre	0.93 L/acre	0.93 - 1.17 L/acre
<b>Rival EC</b>	0.65 L/acre	0.89 L/acre	0.89 L/acre	0.89 L/acre
<b>Treflan Liquid EC</b>	0.69 L/acre	0.93 L/acre	0.93 L/acre	0.93 - 1.21 L/acre
<b>Forage Legumes: Alsike clover, red clover, cicer milkvetch, bird's-foot trefoil (seed production and forage)</b>				
<b>Bonanza EC</b>	0.69 L/acre	0.93 L/acre	0.93 L/acre	0.93 L/acre
<b>Rival EC</b>	Not registered	Not registered	Not registered	Not registered
<b>Treflan Liquid EC</b>	0.69 L/acre	0.93 L/acre	0.93 L/acre	0.93 L/acre

For use in canola, peas, mustard, sunflowers and faba beans (fall only). First incorporation should occur with

**trifluralin (cont'd)**

24 hours of application.

Products	Soil type	
	Light soils with < 6% organic matter	Medium to heavy soils with 6 - 15% organic matter
Bonanza 10G/ Treflan MicroActiv	4.45 kg/acre	5.7 - 6.9 kg/acre
Rival 10G	3.44 kg/acre	4.45 - 5.67 kg/acre

For use in flax or lentils (fall only)

Products	Soil type			
	Light soils with < 6% organic matter		Medium to heavy soils with 6 - 15% organic matter	
	Sand - sandy loam	Loam - clay	Sand - sandy loam	Loam - clay
Bonanza 10G/Rival 10G/ Treflan MicroActiv	4.45 kg/acre	4.45 - 5.6 kg/acre	5.67 kg/acre	5.67 - 6.88 kg/acre
Bonanza EC	0.93 L/acre	0.93 L/acre	1.17 L/acre	1.17 L/acre
Rival EC	0.89 L/acre	0.89 L/acre	1.13 L/acre	1.13 - 1.38 L/acre
Treflan Liquid EC	0.93 L/acre	1.21 L/acre	1.17 L/acre	1.17 L/acre

**Cereals (barley and wheat)**

Fall application (between September 1 and freeze up) to stubble or summerfallow for the control of green foxtail\* in barley.

Products	Soil type					
	2 - 4% organic matter		4 - 6% organic matter		6 - 10% organic matter	
	Soil texture classes					
	Sandy to sandy loam	Loam to clay	Sandy to sandy loam	Loam to clay	Sandy to sandy loam	Loam to clay
Bonanza 10G	3.44 kg/acre	3.44 kg/acre	4.45 kg/acre	4.45 kg/acre	4.45 kg/acre	5.67 kg/acre
Rival 10 G						
Treflan MicroActiv						

\* Trifluralin (Bonanza/Rival) will not control trifluralin tolerant green foxtail.

Caution: For barley, do not apply Bonanza 10G, Rival 10G on Gray-Wooded soils or other soils containing less than 2% organic matter or on Black/Deep Black soils containing more than 6% organic matter.

Fall application (between September 1 and freeze up) to stubble or summerfallow for control of green foxtail\* in wheat

Products	All soils 2 - 8% organic matter
Bonanza 10G/Rival 10G/Treflan MicroActiv	2.23 kg/acre

\* Trifluralin (Bonanza/Rival) will not control trifluralin tolerant green foxtail.

Caution: 2.23 kg/acre is the maximum rate for wheat. Do not use higher rates for wheat as crop injury may result.

Spring application in wheat and barley for control of millet (green foxtail) - Post-plant incorporated (harrowed in after seeding)

Products	Light textured soils	Medium textured soils	Heavy textured soils
Bonanza EC	0.49 L/acre	0.49 L/acre	0.70 L/acre
Rival EC		0.57 L/acre	0.65 L/acre
Treflan Liquid EC		0.49 L/acre	0.69 L/acre

Caution: Wheat or barley may be injured if seeded through a treated layer or into a deeply incorporated layer of trifluralin.



## Registered Tank Mixes

**Fertilizers:** Liquid products may be mixed with liquid nitrogen fertilizer (e.g., 28-0-0) for pre-plant soil incorporated application. Before the herbicide is added to the tank, compatibility of herbicide to the liquid fertilizer should be tested following instructions on herbicide label.

Trifluralin liquids may be blended with dry bulk fertilizer. Application should be made as soon as possible after blending. With the exception of ammonium nitrates, all other commonly used dry fertilizers may be used for trifluralin liquid impregnation.

**Herbicides:** Spring application - Post-plant incorporated (harrowed in after seeding)

Crop	Tank mix	Soil texture	
		Light to medium	Heavy
Barley	Treflan or Bonanza or Rival + Avadex BW	Treflan or Bonanza or Rival EC: 0.49 L/acre Avadex BW: 1.70 L/acre	Treflan or Bonanza: 0.69 L/acre Rival EC: 0.65 L/acre Avadex BW: 1.70 L/acre
Wheat	Treflan or Bonanza or Rival EC+ Avadex BW	Treflan or Bonanza or Rival EC: 0.49 L/acre Avadex BW: 1.40 L/acre	Treflan or Bonanza: 0.69 L/acre Rival EC: 0.65 L/acre Avadex BW: 1.40 L/acre

## Incorporation

**Summerfallow: Fall (Sept 1 - soil freeze up):** Granular formulations must be incorporated at least twice with the implement operated in two different directions. The first incorporation should be in the same direction as application, within 24 hours of application. Second at the right angle to the first and should be delayed a minimum of 3 - 5 days. For best results, perform both incorporations in the fall followed by tillage (5 to 8 cm) in the spring prior to planting.

**Summer (May to July):** The initial incorporation must be done within 24 hours of application. The second incorporation (and subsequent incorporations) may be done whenever necessary to destroy resistant weed growth during the remainder of the summerfallow.

**Fall applied liquids:** All liquid formulations must be incorporated at least twice with the implement operated in two different directions. The initial incorporation must be done within 24 hours after application. The second incorporation (and subsequent incorporations) may be done whenever necessary to destroy resistant weed growth during the remainder of the fallow season. Shallow tillage (5 to 8 cm) is necessary in the spring prior to planting.

**Fall applied granules in wheat and barley:** Granules can be applied in the fall between September 1 and prior to soil freeze-up for the control of green foxtail in the following year. Granules should be applied to standing stubble or pre-worked stubble. The initial incorporation must be done within 24 hours of application. For best results, it is recommended to do both incorporations in the fall followed by tillage (5 to 8 cm) in the spring prior to planting.

**Caution:** Fall application is not recommended in situations where lack of trash cover combined with required incorporation would leave the soil exposed to erosion.

**Spring granules (in year of seeding):** Granular formulations: incorporate twice in cross directions using a tandem disc, tandem disc, discer or field (vibrashank type) cultivator set to work 8 to 10 cm for the first incorporation. The first incorporation should be done as soon as possible after application, but can be delayed up to 24 hours. The second incorporation can be delayed for at least 3 - 5 days following the first incorporation. This allows time for greater release of granular trifluralin onto soil particles and assures more uniform distribution in soil.

**Spring liquid formulations in canola and specialty crops:** (in year of seeding) must be incorporated at least twice with the implement operated in two different directions. The initial incorporation must be done within 24 hours after application. The second incorporation should be a discing or cultivation in a cross direction at the same depth any time prior to planting. Shallow tillage (5 to 8 cm) is necessary in the spring prior to planting.

**Spring liquid formulations in wheat and barley:** Liquid formulations must be applied after seeding and shallowly (2 - 4 cm), incorporated with tyne or diamond tooth harrows into trash-free soil, operating at a minimum speed of 9 km/hr. The first incorporation should be performed in the same direction of application. The second incorporation should be performed at the right angle to the first. Both incorporations should be done within 24 hrs of application.

## Application Tips

Do not apply on soils that are wet, in poor tilth and contain 15% or more organic matter. Do not apply on soils with less than 2% organic matter. Application to severely eroded knolls is not recommended.

**trifluralin (cont'd)**

Do not apply to fields spread with manure during past 12 months. Do not apply to soils that are subjected to long-term flooding. Do not apply granular formulation on stubble in the fall for wheat when the crop harvested in the current calendar year was treated with trifluralin-based products. This includes applications made in the previous summer or fall. Seed into a firm, moist, weed-free seedbed using a double disc press drill or hoe drill set to seed 3 to 6 cm deep. If a discer or air seeder is used for seeding, separate spring tillage may not be necessary. However, care must be exercised such that the discer or air seeder is set to uniformly place the seed 3 to 6 cm deep and the seedbed should be firmly packed or harrowed after seeding to promote good germination. **Wheat:** Avoid deep seeding, loose seedbeds and seeding into cold soils. When seeding semi-dwarf wheat, special care should be taken to ensure shallow seeding. Apply only on trash-free or summerfallow fields. **Flax and Lentils:** Shallowly till and pack the soil in the spring to ensure a firm seedbed and accurate depth of seeding. Seed into well-packed and moist seedbed. Do not seed deeper than 4 cm.

**How it Works**

Kills weed seedlings as they germinate. Inhibits cell division in the actively growing points of roots and shoots.

**Expected Results**

Most weeds die before emerging. Weeds will exhibit swelling at the coleoptile region, stubby thick primary root development and lack of secondary roots, which leads to death due to inadequate moisture absorbing ability.

**Restrictions**

**Rainfall:** No effect once trifluralin is incorporated into the soil. **Cropping Restrictions:** Oats, sugar beets and small-seeded grasses such as timothy, canaryseed grass and creeping red fescue should not be grown in rotation following a crop treated with trifluralin based products. Do not seed wheat as a rotational crop if trifluralin and/or ethalfluralin have been used at an oilseed/special crop/barley rate for two consecutive crops. Do not direct seed (zero till) a rotational crop into standing stubble on land that has been treated with trifluralin or ethalfluralin for the previous crop. **Grazing Restrictions:** Do not graze the treated crop or cut for hay; there is not sufficient data to support such use.

**Environmental Precautions**

Trifluralin is considered non-toxic to bees. Trifluralin is considered highly toxic to aquatic organisms on an acute basis, and essentially non-toxic to birds. Trifluralin is absorbed by the soil and is resistant to leaching.

**Toxicity**

Very low acute mammalian toxicity. Acute oral LD<sub>50</sub> (rats) - technical 10,000 mg/kg body weight.

**Storage**

Granular formulations must be stored in a cool, dry location, out of sunlight. Do not store Rival EC below 5°C. Do not freeze Treflan Liquid EC and Bonanza EC formulations.

# Triton C

**Group 2, 4****Formulation**

Product	Company	Active ingredient	Formulation	Container size
Triton C (PCP# 28622)	FMC Corporation	Thifensulfuron methyl: 10.3% + tribenuron methyl: 5.15% + quinclorac: 51.55%	Water dispersible granules	1.566 kg

40 acres per case

**Crops, Staging and Rates**

Crop	Staging	Rate
Spring and durum wheat, barley	2 - 5 leaf stage	Triton C (alone): 39 g/acre + Merge: 1% v/v

## Weeds and Staging

Unless otherwise noted, apply to young and actively growing weeds that are less than 10 cm in height or diameter.

annual sow thistle	flixweed	redroot pigweed	tartary buckwheat
ball mustard	green smartweed	round-leaved mallow	toadflax*(less than 15 cm tall)
Canada thistle*	hemp nettle	(2 - 6 leaf stage)	volunteer canola (excluding
chickweed	kochia	Russian thistle	Group 2 tolerant varieties)
cleavers (1 - 4 whorls)	lady's-thumb	scentless chamomile*	volunteer flax*
common groundsel	lamb's-quarters	shepherd's-purse	volunteer sunflower
corn spurry	narrow-leaved hawk's-beard	stinkweed	wild buckwheat (1 - 5 leaf)
cow cockle	perennial sowthistle*	stork's-bill	wild mustard

\* Suppression

## Registered Tank Mixes

Tank mix partner	Tank mix rate	Additional weeds controlled
<b>Wheat (spring and durum), barley</b>		
<b>Puma Advance, Bengal</b>	Puma Advance: 412 mL/acre, Bengal: 312 mL/acre	Green foxtail, barnyard grass and wild oats from 1 - 6 leaf stage.
<b>Spring wheat and barley (excluding durum)</b>		
<b>Axial</b>	Axial: 243 mL/acre + 283 mL/acre of adjuvant	Wild oats (1 - 6 leaf stage), volunteer oats, green foxtail (suppression), yellow foxtail, volunteer canary seed, proso millet.
<b>Axial + MCPA ester</b>	Axial: 190 mL/acre + MCPA 600: 283 mL/acre + 283 mL/acre of adjuvant	Wild oats (1 - 6 leaf stage), volunteer oats, green foxtail (suppression), yellow foxtail, volunteer canary seed, proso millet, dandelion (up to 15 cm), Group 2 tolerant canola.
<b>Spring wheat and durum</b>		
<b>Horizon NG, NextstepNG, Foothills, Signal</b>	Horizon NG/NextStep Ng: 376 mL/acre (no adjuvant) or Foothills/Signal: 95 mL/acre + 0.8% adjuvant v/v	Green foxtail (1 - 5 leaf, prior to emergence of 3rd tiller), wild oats (1 - 6 leaf, prior to emergence of 4th tiller).
<b>Harmony Grass</b>	Harmony Grass: 177 mL/acre	Green foxtail (1 - 5 leaf, prior to emergence of 3rd tiller), wild oats (1 - 6 leaf, prior to emergence of 4th tiller).
<b>Spring wheat only</b>		
<b>Everest</b>	Everest: 8.7 - 17.4 g/acre + surfactant: 0.25% v/v	Green foxtail, wild oats, volunteer oats.
<b>Everest + 2,4-D Amine</b>	Everest: 8.7 - 17.4 g/acre + 2,4-D ester 700: 243 mL/acre + surfactant: 0.25 v/v	Green foxtail, wild oats, volunteer oats + Group 2 tolerant canola.

FMC Corporation supports the following mixes that are not on the Triton C label. Apply mixes according to the most restrictive use limitations for either product. Everest 3.0, Everest 3.0 + 2,4-D ester or amine, Axial + MCPA Ester, Everest 3.0 + MCPA Ester, clodinafop, clodinafop + MCPA Ester, GP Herbicide, GP Herbicide + MCPA Ester, Puma Advance.

## Application Information

**With:** Ground equipment only. Do not apply by air. **Water Volume:** 22 L/acre (minimum).

## Mixing Instructions

Fill tank ¼ to ½ full and agitate constantly. Add Triton C; agitate for 5 minutes, then add dry formulations, emulsifiable concentrates, then adjuvants and fill up tank and apply.

## Application Tips

Higher spray volumes needed with a dense crop canopy and/or large weeds. Weeds should be less than 10 cm tall or across at application. Triton C left in the tank for more than 24 hours might have reduced effectiveness. When crop is under stress, application may result in crop injury such as temporary crop colour lightening or a slight height reduction. Clean sprayer immediately after application and use ammonia to deactivate Triton C.

**Triton C (cont'd)****How it Works**

Absorbed through foliage. Inhibits cell elongation. Causes stem elongation, leaf cupping or curling.

**Expected Results**

Growth stops immediately. Discolouration of dying weeds may not be noticeable for 1 - 3 weeks after application, depending on growing conditions and weed species. Poor results may be expected if there is improper mixing, timing, coverage or when weeds are under drought stress.

**Restrictions**

**Rainfall:** Rainfall within 6 hours of application may reduce weed control. **Grazing:** May not be grazed or fed to livestock within 77 days of application on wheat, 80 days on barley. **Pre-harvest Intervals:** Allow 77 days between application and harvest on wheat, 80 days on barley. **Re-cropping:** Wheat (spring and durum) and barley have no re-cropping interval. Canola, flax, field pea, lentil and sunflower can be seeded 10 months after application. Oats can be seeded 12 months after application. Under dry conditions and light soils, the re-cropping interval for flax and lentil should be 12 months. Triton C should not be used on land where potatoes or vegetables are part of the rotation.

**Environmental Precautions**

Triton C is toxic to aquatic organisms and non-target terrestrial plants. Leave a 1 metre buffer around water bodies and 15 metres between applied area and sensitive terrestrial habitats.

**Toxicity**

Triton C is a combination package of 2 products: Refine SG and quinclorac: Refine SG: Low oral toxicity. Oral LD<sub>50</sub> (rats) = > 5,000 mg/kg. Quinclorac: Moderate oral toxicity. Acute oral LD<sub>50</sub> (rats) = > 2,200 mg/kg.

**Storage**

Store in a cool, dry place.

# Triton K

**Group 2, 4****Formulation**

Product	Company	Active ingredient	Formulation	Container size
Triton Broadleaf (PCP# 29989)	FMC Corporation	Tribenuron methyl: 8.25% + dicamba: 58.45%	Wettable granules	1.47 kg
2,4-D LV ester 700 (PCP# 27820)		2,4-D LV ester: 660 g/L	Emulsifiable concentrate	10 L jug

**Crops and Staging**

Crop	Staging	Rate
Spring, durum and winter wheat, barley (not underseeded to legumes)*	Apply from the 3 leaf (fully expanded) to the 6 leaf plus 3 tillers.	Triton Broadleaf: 37 g/acre + 2,4-D LV 700: 243 mL/acre
Chemfallow	After weed emergence, up to early flowering.	

\* Do not apply to wheat and barley underseeded to legumes.

## Weeds and Staging

Unless otherwise noted, apply to young and actively growing weeds that are less than 10 cm tall or across and before canopy closes.

### In crop weeds controlled

annual sunflower	dandelions* up to 15 cm in diameter	lamb's-quarters	stinkweed*
ball mustard	false ragweed	narrow-leaved hawk's-beard*	sweet clover
bluebur	flixweed*	plantain (common)	thyme-leaved spurge
burdock	giant ragweed	prickly lettuce	tumble mustard
Canada thistle (top growth control)	hare's-ear mustard	redroot pigweed	volunteer canola
cocklebur	Indian mustard	Russian pigweed	wild buckwheat (1 - 4 leaf)
cow cockle	kochia (2 - 10 leaf)	Russian thistle	wild mustard
daisy fleabane	(including Group 2 resistant)	shepherd's-purse*	wild radish
		stinging nettle	wormseed mustard

### For Chemfallow purposes

bluebur	daisy fleabane	kochia (including Group 2 resistant)	stinkweed
burdock	false ragweed	Russian thistle	vetch
cocklebur	flixweed	stinging nettle	
common plantain	giant ragweed		

\* Fall rosettes and spring seedlings.

## Registered Tank Mixes

Tank mix partner	Tank mix rate	Additional weeds controlled
<b>Spring wheat (excluding durum)</b>		
Everest	2,4-D LV 700 ester: 243 mL/acre + Everest: 8.7 - 17.4 g/acre	Green foxtail, wild oats, volunteer oats.

FMC Corporation supports the following mixes that are not on the Triton K label. Apply mixes according to the most restrictive use limitations for either product. Everest 3.0 (spring wheat only), Puma Advance (green foxtail only).

## Application Information

**With:** Ground equipment only. Do not apply by air. **Water Volume:** 22 L/acre (minimum).

## Mixing Instructions

Use mixing instructions “b” on page 13.

## Application Tips

Apply when air temperature is between 10 and 25°C. Do not apply when there is a risk of severe drop in night temperature. Application to stressed crops may result in crop injury. Drought, disease or insect damage following application may also result in crop injury. Under certain conditions, temporary crop colour lightening and occasionally, a slight reduction in crop height may occur. Effectiveness of Triton may be reduced if it remains in the tank for more than 24 hours. With any chemfallow treatment, allow at least 10 days to elapse between treatment and tillage. Only weeds emerged at the time of application will be controlled.

## How it Works

Absorbed through foliage. Inhibits cell elongation. Causes stem elongation, leaf cupping or curling.

## Expected Results

Growth stops immediately. Discolouration of dying weeds may not be noticeable for 1 - 3 weeks after application, depending on growing conditions and weed species. Poor results may be expected if there is improper mixing, timing, coverage or when weeds are under drought stress.

## Restrictions

**Rainfall:** Requires 4 - 6 hours to be absorbed, longer under cool, damp conditions. **Grazing:** Do not permit lactating dairy animals to graze fields within 7 days after application. **Pre-harvest Intervals:** Allow at least 30 days between application and harvest.

**Triton K (cont'd)****Environmental Precautions**

Triton K is toxic to aquatic organisms and non-target terrestrial plants. Leave a 1 - 4 metre buffer between treated area and sensitive wildlife and aquatic areas.

**Toxicity**

Triton K is a combination package of 2 products: Refine SG and Dicamba: Refine SG: Low oral toxicity. Oral LD<sub>50</sub> (rats) = > 5,000 mg/kg. Dicamba: Moderate oral toxicity. Acute oral LD<sub>50</sub> (rats) = > 2,060 mg/kg.

**Storage**

Store in a cool, dry place.

# Trophy 600/Rush M/MPower Foxy M

**Group 4****Formulation**

Product	Company	Active ingredient	Formulation	Container size
Trophy 600 A (PCP# 30194)	Nufarm Agriculture	Fluroxypyr: 180 g/L	Emulsifiable concentrate	4.8 L
Trophy 600 B (PCP# 27803)		MCPA: ester 600		7.5 L
Rush M, Fluroxypyr 180 (PCP# 301815)	ADAMA Canada	Fluroxypyr 180: 180 g/L	Emulsifiable concentrate	4.8 L
Rush M MCPA		MCPA ester: 600 g/L	Emulsifiable concentrate	7.5 L
MPower Foxy M, a co-pack consisting of MPower Foxy (PCP# 32952) + MPower MCPA (PCP# 32912)	New Agco Inc.	Fluroxypyr: 180 g/L MCPA Ester: 600 g/L	Emulsifiable concentrate	9.6 L 15 L

**Crops, Staging and Rates**

Spring and durum wheat, barley, canary seed from 3 leaf to flag leaf (fully expanded): Trophy A/Rush M/Foxy: 240 g/L + Trophy B/MCPA: 375 mL/acre.

**Weeds and Staging**

Unless otherwise noted, apply at 2 - 4 leaf stage.

annual sunflower	hempnettle (2 - 6 leaf)	redroot pigweed (1 - 4 leaf)	volunteer canola
burdock	kochia (including Group 2 resistant biotypes)	shepherd's-purse	volunteer flax (1 - 12 cm)
cleavers (1 - 4 whorl)	lamb's-quarters	stinkweed	wild buckwheat* (1 - 4 leaf)
cocklebur	prickly lettuce	stork's-bill* (1 - 8 leaf)	wild mustard
flixweed	ragweed	sunflower	wild radish
green smartweed*		vetch	

\* Suppression only.

One case of Trophy 600 treats 20 acres. One case of Rush M treats 20 acres.

**Registered Tank Mixes**

Tank mix partner	Tank mix rate	Additional weeds controlled
<b>Spring wheat (including durum) and feed barley only</b>		
Achieve Liquid/Nufarm Tralkoxydim/Bison + appropriate adjuvant 0.5% v/v	Trophy/Rush M + Achieve/Nufarm Tralkoxydim/ Bison + appropriate adjuvant 0.5% v/v	Wild oats and green foxtail.
Assert + pH adjuster	Trophy/Rush M + Assert: 526 - 648 mL/acre	Wild oats: 1 - 3 leaf stage: 526 mL/acre. Wild oats: 1 - 4 leaf stage: 648 mL/acre.
Axial	Trophy/Rush M + Axial: 500 mL/acre	Wild oats, green foxtail, yellow foxtail, barnyard grass

Tank mix partner	Tank mix rate	Additional weeds controlled
Puma Advance, Bengal	Trophy/Rush M + Puma Advance: 412 mL/acre or Bengal: 312 mL/acre	Wild oats
<b>Spring wheat (excluding durum)</b>		
Horizon NG, NextStep NG, (no adjuvant, Foothills/Signal/ Ladder/Legend + adjuvant)	Trophy/Rush M + Horizon NG/NextStep NG: 376 mL/acre or Foothills/Signal/Ladder: 93 mL/ acre + appropriate adjuvant	Wild oats and green foxtail
<b>Spring wheat (including durum)</b>		
Traxos	Trophy/Rush M + Traxos: 500 mL/acre	Wild oats, green foxtail, barnyardgrass, Persian darnel
Luxxur	Luxxur A: 6 g/acre + Luxxur B: 0.2 L/acre + Trophy	Additional weeds under the Luxxur label

\* For Trophy 600 B, rate is 372 mL/acre. Respective labels for Trophy and Trophy 600 detail appropriate mixing procedures. NewAgco supports the following tank mixes: Aurora/Horizon, HellCat/Puma, Axial, Liquid Achieve, Traxos

## Application Information

**With:** Apply with ground equipment only. Do not apply by air. **Water Volume:** 40 L/acre.

## Mixing Instructions

Half fill tank with water, agitate continually, add Trophy A, then Trophy B, then complete filling with water.

## Application Tips

Spray under optimal conditions, which includes temperatures ranging from 12°C to 24°C. Reduced activity will occur with temperatures below 8°C or above 27°C. Frost shortly before application or shortly after application may reduce weed control and crop tolerance. Weed control may be reduced during stress conditions. Wet foliage at time of application may result in reduced weed control. Application on cleavers can be made up to 6 whorl (20 cm height) stage. Do not apply to wheat and barley underseeded to legumes. Make only one application per year. Application prior to 3 leaf stage of wheat and barley may cause severe twisting of leaves and leaf stem and head deformities, which may reduce yield. Do not apply later than flag leaf stage of crop.

## How it Works

Trophy/Rush M herbicide tank mix is non-residual. The components of Trophy/Rush M tank mix move within the plant to control exposed and underground plant tissue. It mimics naturally occurring plant hormones and controls weeds by disrupting normal plant growth patterns. Symptoms include twisting of stems and swollen nodes.

## Expected Results

Weeds start to twist shortly after spraying. After twisting and bending, plants stop growing, turn brown and die.

## Restrictions

**Rainfall:** Do not apply if rain is expected in 1 hour. **Grazing:** Do not permit any grazing or cut for hay within 7 days after application. Withdraw meat animals from treated fields at least 3 days before slaughter. **Pre-harvest Intervals:** Do not harvest the treated crop within 60 days after application. **Re-cropping:** Fields previously treated with Trophy/Rush M herbicide tank mix can be seeded the following year to wheat, barley, oats, rye forage grasses, flax, lentils, peas, canola and mustard, or summerfallow. Do not seed crops other than those listed above for at least one year following treatment.

## Environmental Precautions

Trophy/Rush M is moderately to highly toxic to aquatic organisms. Avoid contamination of aquatic systems during application.

## Toxicity

MCPA has moderate acute mammalian toxicity. Acute oral LD<sub>50</sub> (rats) = technical 700 - 880 mg/kg. Fluroxypyr has very low mammalian toxicity. Acute oral LD<sub>50</sub> = > 2,000 mg/kg.

## Storage

Store in a dry, heated area. If product is frozen, bring to room temperature and agitate before use.

# Tropotox Plus/Clovitox Plus

Group 4

## Formulation

Product	Company	Active ingredient	Formulation	Container size
Clovitox Plus (PCP# 24336)	IPCO	MCPB (Na-salt): 375 g/L + MCPA (K-salt): 25 g/L (for IPCO, both constituents are present as Na salt)	Solution	10 L jug
Tropotox Plus (PCP# 8211)	Nufarm Agriculture			

## Crops, Staging and Rates

Crop	Stage	Rate
Cereals: barley, oats, rye, wheat	Apply from 2 leaf stage to flag leaf stage.	1.11 L - 1.72 L/acre
Field Pea	Apply when peas have 3 to 6 expanded leaves.	
Field corn	After the crop is 45 cm high, but before the beginning of tasselling. Drop nozzles should be used.	
Pasture	After grazing or cutting, when weeds are at a susceptible stage.	
Seedling alfalfa	Apply at 3 - 6 trifoliate stage.	
Seedling clover: wild white, dutch white, Ladino, alsike and red clovers	Apply after primary or spade leaf stage to fourth-true-leaf stage. Companion crop: wheat, oats, barley.	
Seedling grasses: seedling smooth brome grass, meadow brome grass, altai fescue, creeping red fescue, meadow fescue, tall fescue, altai wild ryegrass, Russian wild ryegrass, timothy, crested wheatgrass, intermediate wheatgrass, pubescent wheatgrass, tall wheatgrass, slender wheatgrass, streambank wheatgrass, northern wheatgrass, western wheatgrass, green needlegrass. reed canary grass	Apply at the 2 - 4 leaf stage of crop.	

## Weeds, Rates and Staging

### Weeds controlled in seedling stage at 1.11 L/acre.

ball mustard	stinkweed	wormseed mustard
lamb's-quarters	wild mustard	

### Weeds controlled at 1.72 L/acre in seedling stage unless otherwise noted.

annual sow thistle*	Canada thistle (15 cm to early bud)	field horsetail (15 cm tall)**	ragweed
bull thistle (rosette to early bud)	curled dock (rosette)	hemp nettle*	redroot pigweed
buttercup (tall and creeping when rapidly growing**)	field bindweed (spring-rapid growth)**	perennial sow thistle (rosette)**	shepherd's-purse
		plantain (rosette)	volunteer canola
			wild radish*

\* Suppression only. \*\* Top growth control only.

## Application Information

**With:** Apply with ground sprayers only. Do not apply by air. **Water Volume:** 60 - 80 L/acre.

## Application Tips

Spray in warm weather when plants are actively growing. Peas: Spray when growing conditions are good and the peas are not under stress from drought or disease. Seedling alfalfa: Alfalfa vigour may be reduced in the year of treatment; however, the crop recovers and yield will not be affected.



**How it Works**

A systemic, absorbed by leaves and stems and translocated to actively growing regions. It disrupts cell division, stops cell growth and interferes with respiration and food reserves. Selectivity based on ability of plant to efficiently convert MCPB to MCPA.

**Expected Results**

Broadleaf weeds should be dead within 2 - 3 weeks of treatment. Poor results and/or crop injury may be expected if Water volume is incorrect or weeds are too mature.

**Restrictions**

**Rainfall:** Rainfall before the foliage has dried from the spraying may decrease activity. **Grazing:** Seedling forage grasses: Do not graze the treated crop or cut for hay in the year of establishment. All other crops: Do not permit lactating dairy animals to graze fields within 7 days after application. Do not harvest for forage or cut hay within 7 days after application. Withdraw meat animals from treated fields at least 3 days before slaughter. **Re-cropping:** None.

**Environmental Precautions**

Toxic to aquatic organisms and non-target terrestrial plants.

**Toxicity**

High acute mammalian toxicity. Acute oral LD<sub>50</sub> (rats) = 500 mg/kg. Non-toxic to bees. Intake can cause convulsions and coma. Can cause burns to the skin and eyes.

**Storage**

Store in a heated area.

# Truvisit

Group 2, 4

**Formulation**

Product	Company	Active ingredient	Formulation	Container size
Truvisit (PCP# 30920)	Bayer CropScience	Aminocyclopyrachlor: 39.5% Chlorsulfuron: 15.8%	Wettable granule	567 gram

**Crops, Staging and Rates**

**Industrial Non-Crop Areas** - rights of way, roadsides, industrial sites, fence lines, and other non-crop areas.

**Rate:** 68 g/acre + non-ionic adjuvant at 0.25% v/v or Merge or Crop Oil Conc. at 1.0% v/v

Species	Weed Claim
Bluebur, buttercup (hairy, small-flowered), Canada thistle, common chickweed, common groundsel, yarrow, corn spurry, cow cockle, dandelion, fleabane (Canada, annual), flixweed, green smartweed, halogeton, hawkweed (orange, yellow), hemp nettle, knapweed (spotted, diffuse), knotweed, kochia, lady's thumb, lamb's quarters, leafy spurge, nodding thistle, ox-eye daisy, pasture sage, prickly lettuce, ragweed, redroot pigweed, Russian thistle (up to 8 cm), sow thistle (annual and perennial), smooth bedstraw, stinkweed, stork's bill, volunteer canola, white cockle, wild buckwheat, wild carrot, wild mustard, wild parsnip, yellow star thistle	Control
Bladder campion, common tansy, field horsetail, perennial peppergrass, poison ivy, skeletonweed, sumac (smooth and staghorn)	12 month control
Buttercup (tall, giant, bulbous), field bindweed, giant hogweed (up to 4 leaf), goldenrod (Canada, common), plantain species, western ragweed, white and yellow sweetclover, wild chervil, wild rose	Season-long control
Kudzu, western snowberry	Suppression
Willow species (pussy, sandbar, ditchbank)	12 months suppression

**Truvist (cont'd)****Application Information**

**Ground:** minimum spray volume of 81 L/acre. Maximum of one application of DuPont Truvist herbicide per year. Do NOT apply by air.

**Application Tips**

Truvist herbicide controls susceptible annual weeds by both foliar and root uptake. Best control of emerged annual weeds is obtained when weeds are actively growing, typically June-July. Warm, moist growing conditions promote active weed growth and enhance the activity of Truvist. Weeds stressed by moisture or temperature extremes may be less susceptible, and incomplete weed kill may result. Residual control of weeds germinating after spray application is achieved when Truvist is carried into the root zone by rainfall. For best results, sufficient rainfall to move Truvist 5 to 7 cm deep into the soil is required after application, before weeds develop an established root system and grow beyond the seedling stage.

**How it Works**

The most noticeable symptom is a bending and twisting of stems and leaves. Other advanced symptoms include severe necrosis, stem thickening, growth stunting, leaf crinkling, calloused stems and leaf veins, leaf cupping and enlarged roots. Death of treated broadleaf plants may require several more weeks and up to several months for some woody plant species.

**Restrictions**

Do not graze or feed forage, hay or straw from treated areas to livestock. Do not use plant material treated with this product for mulch or compost. Avoid application of this product in areas where the roots of desirable trees and/or shrubs may extend unless injury or loss can be tolerated. Do not use on lawns or turf. If non-crop sites treated with Truvist are to be converted to a food, feed, or fiber agricultural crop, or to a horticultural crop, a field bioassay should be completed before planting the desired crop. Caution is advised when using this product in areas where loss of desirable conifer or deciduous trees and/or shrubs as well as other broadleaf plants, including but not limited to, legumes and wild flowers, cannot be tolerated. Low rates of DuPont Truvist Herbicide can kill or severely injure most crops. Follow the sprayer cleanup section to avoid potential crop damage.

**Environmental Precautions**

Observe buffer zones specified under DIRECTIONS FOR USE on the Truvist label.

**Toxicity**

Acute oral LD<sub>50</sub> (rats) = > 5,000 mg/kg. TOXIC to aquatic organisms and non-target terrestrial plants including coniferous and deciduous trees.

**Storage**

Store product in original container only, away from other pesticides, fertilizer, food or feed.

# Tundra

**Group 1, 6, 27****Formulation**

Product	Company	Active ingredient	Formulation	Container size
Tundra (PCP# 29367)	Bayer CropScience	Pyrasulfotole: 15.5 g/L	Emulsifiable concentrate	8.1 L, 129.6 L, 405 L
		Fenoxaprop-p-ethyl: 46 g/L	Emulsifiable concentrate	
		Bromoxynil: 87.5 g/L	Emulsifiable concentrate	

8.1 L jug will do 10 acres

## Crops, Staging and Rates

Crops	Staging	Rate
Barley, spring wheat (including durum)	1 - 6 leaf on main stem plus 3 tillers	810 mL/acre

## Weeds and Staging

Apply at 1 - 6 leaf stage unless otherwise noted.

### Grassy Weeds: 1 to 6 leaves, up to emergence of the 3rd tiller

barnyard grass	wild oats
green foxtail	yellow foxtail

### Broadleaf Weeds: Unless otherwise stated, 1 - 6 leaf stage

annual sow-thistle	flixweed (up to 10 cm in height)	Russian thistle (up to 10 cm in height)
Canada thistle (suppression, up to 30 cm in height)	hemp-nettle	shepherd's-purse
Canada fleabane (10 cm high or diameter) <sup>1,4,5</sup>	kochia <sup>2</sup> (up to 10 cm in height)	stork's-bill: only in tank mix with 2,4-D and AMS (1 to 8-leaf)
chickweed <sup>2</sup>	lamb's-quarters	stinkweed
cleavers <sup>1,2</sup> (1 - 6 whorl)	narrow-leaved hawk's beard (up to 10 cm, prior to bolting)	volunteer canola (all types)
common ragweed	pale smartweed	wild buckwheat
dandelion <sup>3</sup> (suppression, up to 10 cm in height and 25 cm in diameter)	perennial sow-thistle (suppression)	wild mustard
	redroot pigweed	
	round-leaved mallow (suppression)	

<sup>1</sup> For control of cleavers at the 4 to 6-whorl growth stage and control of Canada fleabane, add ammonium sulphate at 202 g/acre (99%) or 0.4 L/acre (49% solution) or 0.5 L/acre (40% solution). If using an ammonium sulphate product with a different concentration, adjust the rate accordingly. <sup>2</sup> Including Group 2 and 4 resistant biotypes. <sup>3</sup> Includes seedlings and overwintered rosettes. <sup>4</sup> Including glyphosate resistant biotypes. <sup>5</sup> Remove established Canada fleabane plants prior to planting via tillage or pre-sed burn-off.

## Registered Tank Mixes

Tank mix partner	Tank mix rate	Additional weeds controlled
<b>Spring wheat (including durum), and barley</b>		
<b>2,4-D ester + AMS</b>	280 g ai/ha + 0.5 L/acre (40% solution)	Weeds controlled by Tundra alone plus stork's-bill from the 1-8 leaf stage. Spring, durum wheat and barley may be treated from the 4-leaf to 6-leaf stage on main stem plus 3 tillers.

Temporary crop injury may be observed when AMS is included for enhanced broadleaf weed control.

Bayer CropScience supports the following mixes that are not on the Tundra label. These are MCPA ester, Lontrel, Decis and Sevin XLR, all on spring and durum wheat and barley; Tilt on spring wheat and barley. Apply mixes according to the most restrictive use limitations for either product.

## Application Information

**How to Apply:** Ground and air. Apply only once per season. **Water Volume:** 19 L/acre ground, 11.3L/acre air.

## Mixing Instructions

Fill the spray tank ¼ to ½ full with clean water and begin agitation. If mixing with AMS, add to the tank first. Add the appropriate amount of Tundra herbicide. Fill the spray tank with the balance of water required. Maintain sufficient agitation throughout mixing and application.

## Application Tips

Use higher water volumes under conditions of heavy crop or weed canopies. For best results apply to young, actively growing weeds. Under cool, dry conditions, activity may be reduced or delayed. Activity may be affected if weeds are dust covered or covered in heavy dew, mist or rain. Do not apply to a stressed crop but apply after plants resume normal growth.

## How it Works

Tundra is composed of 3 herbicides active ingredients, fenoxaprop-p-ethyl, bromoxynil and pyrasulfotole. Fenoxaprop-p-ethyl works by contact and systemically. It moves to the roots and shoots and kills the growing point. Pyrasulfotole is also systemic, inhibiting plant pigment formation and photosynthesis. Bromoxynil is a contact herbicide, inhibiting respiration and photosynthesis.

**Tundra (cont'd)****Expected Results**

Typical symptoms include broadleaf weeds turning brown and dying within 3 - 5 days, reduced grassy leaf growth and chlorotic blotching within 3 days of application followed by leaf chlorosis and complete death by 2 - 3 weeks and leaf bleaching.

**Restrictions**

**Rainfall:** Rainfall within 1 hour of application may reduce effectiveness. **Grazing:** Do not graze or cut the treated crop for hay within 25 days of application. **Pre-harvest Intervals:** Leave at least 65 days from application to harvest. **Re-cropping:** Alfalfa, barley, canary seed, canola, flax, (including low linolenic acid varieties) field peas\*, tame oats, spring wheat including durum, potatoes and sunflowers may be planted 10 months after application. Lentils can be grown 22 months after application. Use a field bioassay for crops not listed above.

\* Field peas may be grown the year following Infinity application in all Black, Gray-Wooded and Dark Brown soil zones. Do not plant field peas the year following Infinity application in the Brown soil zone where organic matter content is less than 2.5% and soil pH is above 7.5. Use a field bioassay for crops not listed above.

**Environmental Precautions**

Tundra is toxic to aquatic organisms and non-target terrestrial plants. Leave at least a 15 metre buffer zone around sensitive terrestrial and aquatic habitats.

**Toxicity**

Toxic to aquatic organisms and sensitive terrestrial plants. Use of a hand-held backpack sprayer, inter-row hooded sprayer, spot treatment, soil drench and soil incorporation require no buffer zones. Otherwise, use recommended buffer zones of 3 - 10 metres when using ground application, 1 - 375 metres by air.

**Storage**

Store in a heated shed. Do not freeze.

# UpBeet

**Group 2****Formulation**

Product	Company	Active ingredient	Formulation	Container size
UpBeet (PCP# 25813)	FMC Corporation	Triflusalufuron methyl: 50%	Dry flowable	117 grams

**Crops, Staging and Rates**

Crops	Staging	Rate
Sugar beet	Apply any time after planting and after weeds have emerged.	UpBeet: 14 - 28 g/acre + surfactant: 0.25% v/v

**Weeds and Staging**

Refer to Registered Tank Mixes table.

**Registered Tank Mixes**

Apply when weeds are in cotyledons to 4 leaf stage, approximately 5 cm tall or across.

Tank mix partner	Tank mix rate	Additional weeds controlled
Betamix*	UpBeet: 14 - 28 g/acre + Betamix: 0.7 - 1.4 L/acre. Note: Do not add surfactant to this tank mixture.	Green foxtail (suppression), kochia (rosette stage <2.5 cm in diameter), redroot pigweed, lamb's-quarters

\* Make two sequential applications. The total grams of product applied must not exceed 40 g/acre per growing season.

### Application Information

**How to Apply:** Ground equipment only. Do not apply by air. Do not apply through any type of irrigation equipment.

**Water Volume:** Minimum of 40 L/acre.

### Mixing Instructions

Use mixing instructions “b” on page 13.

### Application Tips

Applications should be made 5 - 10 days apart or as weeds germinate. Weeds should be actively growing and not under stress. For best results, apply to small, emerged weeds between the cotyledon and 4 true leaf stage at approximately 5 cm tall or across. Applications made to larger weeds or to weeds under stress may result in unsatisfactory control. Since UpBeet has little or no soil activity, only weeds that have emerged above the soil surface will be controlled. Use sequential tank mix applications to control new weed flushes. Timely cultivation(s) can be used in addition to UpBeet tank mixes for optimum weed control in a sugar beet management program. Dry, dusty field conditions may reduce weed control in wheel track areas. Higher water volumes may improve control in these conditions.

### How it Works

Absorbed through foliage. Inhibits cell elongation.

### Expected Results

UpBeet herbicide rapidly stops the growth of susceptible weeds; weeds turn yellow usually 7 - 21 days after post-emergent application, followed by the death of the growing plant. Cool and/or dry conditions may reduce or delay herbicidal activity. Large weeds or weeds stressed due to frost, drought or water-saturated soil, disease or insect damage may not be controlled adequately.

### Restrictions

**Rainfall:** Avoid application when heavy rain is forecast. **Re-entry:** 12 hours. **Grazing:** No restrictions on grazing or feeding of crop residue to livestock. **Pre-harvest Intervals:** Do not apply within 60 days of harvest. **Cropping Restrictions:** Do not harvest within 60 days of treatment. In case of crop failure, only sugar beets may be replanted 30 days after application of UpBeet. However, if a total of 100 g/ha of UpBeet has already been applied to the first crop of sugar beets, then no more UpBeet may be applied to the second crop of sugar beets. Cereal crops (spring wheat, durum wheat, winter wheat, barley) may be planted the following year after application of UpBeet. For all other crops, a field bioassay must be conducted. Avoid application when heavy rain is forecast.

### Environmental Precautions

Toxic to aquatic organisms and non-target terrestrial plants. Leave a 1 metre buffer around freshwater habitats and 3 metres near sensitive land habitats.

### Toxicity

Very low toxicity by ingestion. Acute oral LD<sub>50</sub> (rats) = > 5,000 mg/kg. Low toxicity by inhalation.

### Storage

To prevent contamination, store away from food or feed.

## Valtera/Chateau

Group 14

### Formulation

Product	Company	Active ingredient	Formulation	Container size
Valtera/Chateau (PCP# 29231)	Valent Canada distributed by Nufarm Agriculture	Flumioxazin: 51.1%	WDG	2 x 4.54 kg, 1 x 1.13 kg

**Valtera/Chateau (cont'd)****Crops, Staging and Rates – Pre-emergence**

Crop	Staging (Zadoks Growth Stage)	Rate
Potato (Chateau)	After hilling for the pre-emergence suppression of labelled weeds	43 g/acre (coarse and medium textured, with <5% organic matter)
(Valtera) Field pea, soybean, chickpea and spring wheat*, field corn, lentil	Fall application: prior to ground freeze – do not apply on top of snow. Spring application: field pea, lentil (small red and large green varieties), chickpea, soybean – apply up to a maximum of 3 days after seeding. Do not apply after ground crack. Spring wheat – apply a minimum 7 days before seeding.	Fall applications - all crops: 57 - 85 g/acre. Spring applications: field pea, chickpea, lentil, spring wheat (no/min till) - 57 g/acre; soybeans, field corn (no/min till) 57 - 85 g/acre.
Desiccation on dry beans	Desiccation use: apply after 90% leathery pod stage or after 90% leaf drop	43 g/acre desiccation use. Desiccation use pattern only requires the addition of Nufarm Enhance (NIS) at 0.25% v/v
Sunflower	Fall application prior to ground freeze. Do not apply on snow. Spring application must be 30 days before seeding. 2.5 cm of rain must fall between spraying Valtera and seeding.	Fall application 57 - 85 g/acre, spring application 57 g/acre.

Do not apply on soils with greater than 5% organic matter (O.M.) For fall application, crops being seeded the following year must be "No Till" or minimum disturbance. Any tillage or soil disturbance after a Valtera application can reduce residual weed control. \*Durum can be seeded 30 days or more after application of Valtera.

**Weeds and Staging**

If Valtera WG is used without a tank mix partner, a non-ionic surfactant should be used at a rate of 0.25% v/v.

Canada fleabane	dandelion seedlings	green pigweed* hairy	redroot pigweed*
chickweed	eastern black nightshade*	nightshade*	volunteer canola (suppression with Valtera)
common lamb's-quarters*	green foxtail*	kochia (Incl. Grp 2 and 9 res.)	
common ragweed*			

\* Suppression only with Chateau in potatoes. Control with Valtera.

**Registered Tank Mixes**

Tank mix partner	Product rates
glyphosate product, present as isopropyl amine or potassium salt	180 - 360 gae/acre glyphosate

Supported tank mix with Goldwing at 133 - 266 mL/acre and Blackhawk at 300 mL/acre

**Application Information**

**How to Apply:** Ground equipment only. Use 50 mesh screens.

**Water volume:** 40 L/acre.

**Application Tips**

Significant crop injury may occur from applications made to poorly drained soils and/or applications made under cool, wet conditions. Severe crop injury will result when soils are flooded following applications of Chateau or Valtera WDG. Treated soil that is splashed onto newly emerged crops may result in temporary crop injury.

Valtera should be tank mixed with glyphosate and/or other tank mix partners to control any emerged weeds at the time of application. Glyphosate can also be tank mixed with Valtera and Nufarm Enhance for desiccation applications. Moisture is necessary to activate Valtera/Chateau in soil for residual weed control. Dry weather following applications of Valtera/Chateau may reduce effectiveness.

However, when adequate moisture is received after dry conditions, Chateau/Valtera WDG will control susceptible germinating weeds listed on this label. Chateau/Valtera WDG may not control weeds that germinate after application but before an activating rainfall/irrigation or weeds that germinate through cracks resulting from dry soil.

**How it Works**

Flumioxazin is a Group 14 herbicide. Flumioxazin controls weeds by inhibiting protoporphyrinogen oxidase, an essential enzyme required by plants for chlorophyll biosynthesis. Seedling weeds are controlled pre-emergence when exposed to sunlight following contact with the soil applied herbicide. Pre-emergence weed control with Chateau WDG is most effective when applied to clean, weed-free soil surfaces. Disturbing soil surfaces after application may reduce herbicide efficacy.

**Expected Results**

Will prevent growth of susceptible weeds.

**Restrictions**

**Mechanical incorporation into the soil or disturbance of the soil surface will reduce weed control.** Do not apply more than 43 g/acre Chateau WDG during a single growing season with potatoes. Use appropriate water volumes to ensure good spray coverage. Chateau WDG may be applied to potatoes after hilling for the pre-emergence suppression of labelled weeds. A minimum of 5 cm of soil must cover the vegetative portion of the potato plant at the time of Chateau WDG application. Application to potatoes with less than 5 cm of soil covering the vegetative portion of the potato may result in unacceptable crop injury. Suppression of the weeds that emerge post-hilling will not be achieved if applications are made prior to hilling. Crop injury may occur if Chateau WDG is applied at hilling.

**Re-cropping:** Soybean, field corn, spring wheat, chickpea and field pea - immediately; winter wheat - 4 months; lentils - 6 months; sunflower and dry beans - 9 months; canola, alfalfa, barley - 11 months; other crops\* - 12 months.

\* Consult Valtera label or Nufarm Agriculture for other crops not listed.

**Environmental Precautions**

This product is toxic to aquatic organisms and non-target terrestrial plants.

**Toxicity**

Acute Oral LD<sub>50</sub> (rats) => 5,000 mg/kg.

**Storage**

Store in a cool, dry, secure place.

# Vanquish/VMD 480

Group 4

**Formulation**

Product	Company	Active ingredient	Formulation	Container size
Vanquish (PCP# 26980)	Syngenta	Dicamba: 480 g/L	Liquid	10 L
VMD 480 (PCP# 29251)	Adjuvants Plus Inc.	Dicamba: 480 g/L	Liquid	10 L

**Crops, Staging and Rates**

Non-crop areas such as established turf, roadsides, hydropower lines, pipeline and railway rights-of-way, airports, military bases and wasteland. **Rate:** 0.5 L/acre - 5.2 L/acre.

**Weeds, Rates and Staging**

**Broadleaf weeds:** When actively growing, normally between May and July.

**Brush control:** When leaves are fully expanded (spring, early summer) and stop applications at least 3 weeks prior to a change of leaf colour in the fall.

**Vanquish/VMD 480 at 0.5 L/acre (top growth control only)**

absinthe	leafy spurge	poverty weed
Canada thistle	perennial sow-thistle	scentless chamomile

**Vanquish/VMD 480 at 0.7 L/acre + 2,4-D amine 500: 0.9 L/acre:** Above weeds plus poison ivy

**Vanquish/VMD 480 at 0.85 L/acre + 2,4-D amine 500: 1.8 L/acre:** All of the above weeds plus wild carrot

**Vanquish/VMD 480 at 0.93 L/acre**

Canada thistle	English daisy	giant ragweed	tansy ragwort
common ragweed	false ragweed	goldenrod	
curled dock (top growth)	field bindweed	perennial sow thistle	

**Vanquish/VMD 480 (cont'd)****Vanquish/VMD 480 at 1.90 L/acre**

diffuse knapweed	ground cherry	poverty weed	thyme-leaved spurge
goat's-beard	pasture sage	sheep sorrel	

**Vanquish/VMD 480 at 3.7 L/acre Controls:**

baby's breath	lambkill	Russian knapweed	
bracken fern (top growth)	perennial cinquefoil	(top growth control)	
fringed sage brush	(top growth control)	velvet grass	

**Brush control chemical amounts mixed in 1000 L of solution****Vanquish/VMD 480: 2.1 L/acre + 2,4-D amine 500: 4.0 L or 2,4-D ester 600: 3.3 L**

alder	cherry	wild rose
aspen poplar	western snowberry	wolf willow

**Vanquish/VMD 480: 4.0 L/acre + 2,4-D amine 500: 8.0 L or 2,4-D ester 600: 6.6 L**

balsam fir	black cottonwood	hickory	spruce
balsam poplar	bur oak	pine	tamarack
birch	elm	red oak	vine maple and white cedar

**Vanquish/VMD 480: 5.2 L/acre + 2,4-D + dichlorprop: 7.1 L**

sugar maple	white ash
-------------	-----------

**Vanquish/VMD 480 for Turf: 202 mL/acre in 45 L/acre water**

clover	erect knotweed	mouse-eared chickweed	sheep sorrel
--------	----------------	-----------------------	--------------

**Roadside Vegetation Control**

Vanquish/VMD 480 can be used in a tank mix with glyphosate (356 g/L formulation) for annual vegetation control on 1 - 2 metre wide roadside shoulders. Vanquish tank mixes with glyphosate and 2,4-D offer a broader spectrum of total control of roadside vegetation. Apply to actively growing weeds between May and July at following rates:

Vanquish/VMD 480: 0.5 - 1.0 L/acre + glyphosate (356 g/L formulation): 0.3 - 0.4 L/acre or Vanquish/VMD 480: 121 mL/acre + 2,4-D amine 500: 485 mL/acre + glyphosate (356 g/L formulation): 0.3 - 0.4 L/acre.

**Application Information**

**How to Apply:** Apply with ground equipment or by air. **Water Volume:** Ground: Turf weeds: 45 L/acre; Weeds: 45 - 90 L/acre; Brush: rate/1,000 L of water. Aircraft: 35 L/acre minimum.

**Application Tips**

Thorough coverage of weed and wetting brush to the point of runoff are essential for control. Brush and trees over 2 metres should be cut and regrowth sprayed. Do not use on bentgrass. Do not rake, mow or water turf within 24 hours after treatment. 2,4-D ester tank mix may improve brush control, especially under drought stress. Tank mix with 2,4-D (amine or ester) for control of a broader range of weeds. Avoid spraying if temperatures exceed 30°C, to reduce risk of vapour drift. Avoid spraying onto soil over root system of desirable trees and shrubs. Thoroughly clean application equipment after use.

**How it Works**

Dicamba is a systemic herbicide absorbed through roots or leaves and translocated in most plants. Disrupts the metabolic and growth activities in the plant.

**Expected Results**

Excellent control of brush can be expected within a year of application. Effect on broadleaf weeds may be seen in 10 - 14 days with twisting and bending of main stem, cupping of leaves, increase in root size and increase in fibrous roots.

**Restrictions**

**Rainfall:** Rainfall 4 hours after application will not reduce effectiveness. **Grazing:** Do not permit lactating dairy animals to graze fields within 7 days after application. Do not harvest forage or cut hay within 30 days after application. Withdraw meat animals from treated fields at least 3 days before slaughter.

**Environmental Precautions**

Vanquish is toxic to aquatic organisms and non-target terrestrial plants.



**Toxicity**

Slightly toxic by ingestion. Acute oral LD<sub>50</sub> (rats) = > 3,512 mg/kg. Slightly toxic by contact.

**Storage**

Heated storage not required. Freezing may cause crystallization but no activity is lost if completely resuspended.

# Varro

**Group 2****Formulation**

Product	Company	Active ingredient	Formulation	Container size
Varro (PCP# 29070)	Bayer CropScience	Thiencarbazone-methyl: 10 g/L	Suspension	8.0 L jug

One 8 litre jug of Varro will treat 40 acres.

**Crops, Staging and Rates**

Crop	Staging	Rate
Spring and durum wheat	1 - 6 leaves on main stem plus 3 tillers but prior to the presence of the first node (jointing).	0.2 L/acre
Winter wheat	Apply either in fall or spring when the majority of plants have one leaf to full tillering but prior to the presence of the first node (jointing).	

**Weeds Controlled and Staging**

For best results, apply to emerged, young, actively growing weeds according to the weed stages listed. Under stressed conditions and/or heavy crop canopy, early application will result in improved weed control.

**Grassy weeds: Apply at 1 to 6 leaves, up to emergence of the 3rd tiller**

barnyard grass	green foxtail	yellow foxtail (suppression)
volunteer canary seed (1 - 6 leaf, up to emergence of 2nd tiller)	Japanese brome (suppression, 1 - 6 leaf)	wild oats
	Persian darnel (suppression)	

**Broadleaf weeds: Unless otherwise stated, apply at 1 - 6 leaf stage**

cleavers (1 - 6 whorls)	redroot pigweed	wild buckwheat
hemp-nettle	shepherd's-purse	wild mustard
lamb's-quarters (suppression)	stinkweed	round-leaved mallow (suppression)
pale smartweed	volunteer canola <sup>1</sup>	Russian thistle (suppression, up to 10 cm in height)

<sup>1</sup> Excluding Group 2 resistant canola

**Spring wheat only**

For improved and more consistent control of wild oat in areas of heavy infestation, advanced staging or cool temperatures and more consistent control of Japanese brome, add ammonium sulphate at 202 g/acre (99% solution), 0.5 L/acre (40% solution) or 0.4 L/acre (49% solution) to the tank before adding other components.

**Durum wheat**

For more consistent weed control add a non-ionic surfactant (Agral 90, AgSurf or Surf 92) at 0.25% v/v.

## Varro (cont'd)

## Registered Tank Mixes

Tank mix partner	Varro plus tank mix partner rate	Crop stage/comments
<b>In spring wheat (including durum)</b>		
<b>2,4-D ester</b>	Varro: 0.2 L/acre + 2,4-D ester up to 142 g ai/acre	Wheat: 4 - 6 leaf stage plus 3 tillers but prior to presence of first node (jointing)
<b>MCPA ester</b>	Varro: 0.2 L/acre + MCPA ester up to 142 g ai/acre	Wheat: 3 - 6 leaf stage plus 3 tillers but prior to presence of first node (jointing)
<b>Buctril M</b>	Varro: 0.2 L/acre + Buctril M: 0.4 L/acre	Wheat: 2 - 6 leaf stage plus 3 tillers but prior to presence of first node (jointing)
<b>Thumper</b>	Varro: 0.2 L/acre + Thumper: 0.4 L/acre	Wheat: 4 - 6 leaf stage plus 3 tillers but prior to presence of first node (jointing)
<b>Infinity</b>	Varro: 0.2 L/acre + Infinity: 0.335 L/acre	Wheat: 1 - 6 leaf stage plus 3 tillers but prior to presence of first node (jointing)
<b>Infinity FX</b>	Infinity: 335 mL/acre + FX: 0.16 L/acre	Wheat: 1 - 6 leaf stage plus 3 tillers but prior to presence of first node (jointing)
<b>Spring wheat (excluding durum)</b>		
<b>Attain XC</b>	Varro: 0.2 L/acre + Attain XC: A 0.13 L/acre + B 0.34 L/acre	Wheat: 4 - 6 leaf stage plus 3 tillers but prior to presence of first node (jointing)
<b>Curtail M</b>	Varro: 0.2 L/acre + Curtail M: 0.6 L/acre	Wheat: 3 - 6 leaf stage plus 3 tillers but prior to presence of first node (jointing). When tankmixing in spring wheat always add Ammonium sulphate.
<b>Frontline XL</b>	Varro: 0.2 L/acre + Frontline XL: 0.5 L/acre	Wheat: 2 - 6 leaf stage plus 3 tillers but prior to presence of first node (jointing)
<b>Refine SG</b>	Varro: 0.2 L/acre + Refine SG: 12 g/acre	Wheat: 2 - 6 leaf stage plus 3 tillers but prior to presence of first node (jointing)
<b>Refine SG + MCPA ester</b>	Varro: 0.2 L/acre + Refine SG: 12 g/acre + MCPA ester up to 142 g ai/acre	Wheat: 3 - 6 leaf stage plus 3 tillers but prior to presence of first node (jointing)
<b>Refine SG + 2,4-D ester</b>	Varro: 0.2 L/acre + Refine SG: 12 g/acre + 2,4-D ester up to 142 g ai/acre	Wheat: 4 - 6 leaf stage plus 3 tillers but prior to presence of first node (jointing)
<b>Winter wheat</b>		
<b>Infinity</b>	Varro: 0.2 L/acre + Infinity: 0.335 L/acre	Apply either in fall or spring when the majority of plants have one leaf to full tillering but prior to presence of first node (jointing)
<b>Thumper</b>	Varro: 0.2 L/acre + Thumper: 0.4 L/acre	Apply either in fall or spring when the majority of plants have 4 leaves to full tillering but prior to presence of first node (jointing)

Bayer CropScience supports the following mixes that are not on the Varro label. These are Attain XC on durum wheat; Buctril M on winter wheat; Stellar and Momentum on spring wheat; OcTTain XL, Barricade, Retain SG, Prestige XC, Paradigm, Pixxaro and Refine M/Broadside on spring and durum wheat; Travallas on spring wheat only; Tilt on spring and winter wheat (not durum). Apply mixes according to the most restrictive use limitations for either product.

**Rate**

Varro: 0.2 L/acre

**Application Information**

**How to Apply:** Apply with ground equipment or by air. **Water Volume:** Ground: minimum of 18.9 L/acre. Air: minimum of 11.3 L/acre.

**Application Tips**

Under drought conditions, do not apply if there is > 35 days between seeding and spraying, as drought hastens crop development. Do not apply to crop that is under stress due to abnormal environmental conditions such as frost, extreme heat, low fertility, drought, flooding or disease and/or insect damage as crop injury may result. Do not spray Varro three days prior to or following cold temperatures (3°C or lower) Do not apply to crops underseeded to legumes. Apply only once per season.

Do not use Varro if another Group 2 grass herbicide has been previously applied in the same season. For best results, apply to emerged, young, actively growing weeds. Weed control may also be reduced if application is made when weeds are dust covered or in the presence of heavy dew, fog or mist/rain.

### How it Works

Varro: Thiencarbazone-methyl: Uptake is primarily via foliage and is transported to areas on new shoot growth where it inhibits the enzyme acetolactate synthase (ALS). Inhibition of this enzyme prevents protein production, which leads to gradual death of target weeds.

### Expected Results

Growth of susceptible plants stops rapidly, and after a few days, plants develop chlorotic discolouration on the leaves, which sometimes turn red. Complete control may take two to four weeks.

### Restrictions

**Rainfall:** Rainfall within 60 minutes of application may reduce effectiveness. **Grazing restrictions:** Do not graze the treated crop or cut for forage within 7 days or cut for hay within 30 days after application. **Pre-harvest Intervals:** Do not harvest spring or durum wheat for grain or straw within 60 days of application. Do not harvest winter wheat for grain or straw within 72 days of application. **Re-cropping:** The following crops can be planted 10 months after application: alfalfa, barley, canary seed, field corn, canola, chickpeas, dry bean, flax (including low linolenic acid varieties), lentils, mustard, oats, field peas, soybeans, sunflowers, timothy, wheat (spring, durum and winter). Use a field bioassay for crops not listed above.

### Environmental Precautions

This product is toxic to aquatic organisms and non-target terrestrial plants. Observe buffer zones of 1 metre with ground application.

### Toxicity

Moderately toxic by ingestion. Acute oral LD<sub>50</sub> (rats) = > 2,000 mg/kg. Moderate skin and eye irritation.

### Storage

Store in a cool, dry place. Do not store below freezing. Shake well before using.

## Velocity m3 All-In-One

Group 2, 6, 27

### Formulation

Velocity m3 co-package contains:

Product	Company	Active ingredient	Formulation	Container size
Velocity m3 All-In-One (PCP# 29584)	Bayer CropScience	Thiencarbazone-methyl: 5 g/L Pyrasulfotole: 31.3 g/L Bromoxynil: 175 g/L	Suspension	8.1 L jug, 129.6 L

One 8.1 L jug of Velocity m3 All-In-One will treat 20 acres

### Crop, Staging and Rates

Crop	Staging	Rate
Spring and durum wheat	1 - 6 leaves on main stem, plus 3 tillers but prior to presence of first node (jointing).	Velocity m3 All-In-One: 0.4 L/acre
Winter wheat	Apply either in fall or spring when the majority of plants have one leaf to full tillering but prior to presence of first node (jointing).	

## Velocity m3 All-In-One (cont'd)

### Weeds and Staging

For best results, apply to emerged, young, actively growing weeds according to the weed stages listed. Under stressed conditions and/or heavy crop canopy, early application will result in improved weed control.

#### Grassy Weeds: Apply at 1 to 6 leaves, up to emergence of the 3rd tiller

barnyard grass	green foxtail	yellow foxtail (suppression) 1 - 6 leaf
volunteer canary seed (1 - 6 leaf, up to emergence of 2nd tiller)	Japanese brome (suppression) (1 - 6 leaf)	wild oats <sup>3</sup>
	Persian darnel (suppression)	

#### Broadleaf Weeds: Unless otherwise stated, apply at 1 - 6 leaf stage

annual sow-thistle	flixweed (up to 10 cm in height)	round-leaved mallow
Canada thistle (suppression) (up to 30 cm in height)	hemp-nettle	Russian thistle (up to 10 cm in height)
Canada fleabane (10 cm high or diameter) <sup>1,4,5</sup>	giant ragweed (suppression) <sup>3,4</sup>	shepherd's-purse
chickweed	kochia <sup>2</sup> (up to 10 cm in height)	stinkweed
cleavers <sup>1,2</sup>	lamb's-quarters	stork's-bill: only in tank mix with 2,4-D and AMS (1 - 8 leaf)
common ragweed	narrow-leaved hawk's beard (up to 10 cm and prior to bolting)	volunteer canola (all types)
dandelions <sup>3</sup> (suppression) (up to 10 cm in height and 25 cm in diameter)	pale smartweed	wild buckwheat
	perennial sow-thistle (suppression)	wild mustard
	redroot pigweed	

<sup>1</sup> In spring wheat only. For improved and more consistent control of wild oat in areas of heavy infestation, Group 2 resistant cleavers at the 4 to 6-whorl growth stage, improved control of larger kochia and Japanese brome, and suppression of Canada thistle and dandelion in advanced staging or cool temperatures, add ammonium sulphate at 202 g/acre (99% solution), 0.5 L/acre (40% solution) or 0.4 L/acre (49% solution) to the tank before adding other components. <sup>2</sup> Including Group 2 and 4 resistant biotypes. <sup>3</sup> Includes seedlings and overwintered rosettes. <sup>4</sup> Including glyphosate resistant biotypes. <sup>5</sup> Remove established Canada fleabane plants prior to planting via tillage or pre-seed burn-off.

**Durum wheat:** for more consistent weed control, add a non-ionic surfactant (Agral 90, AgSurf or Surf 92) at 0.25% v/v.

### Registered Tank Mixes

Tank mix partner	Tank mix partner rate	Additional weeds controlled and comments
<b>Spring wheat</b>		
<b>2,4-D ester + AMS</b>	280 g ai/ha + 0.5 L/acre (40% solution)	Weeds controlled by Velocity M3 All-In-One alone plus stork's-bill from the 1-8 leaf stage. Spring wheat 4-leaf to 6-leaf stage on main stem plus 3 tillers but prior to presence of first node (jointing).

Bayer CropScience supports the following mixes that are not on the Velocity m3 label: MCPA ester on spring, durum and winter wheat, Lontrel, Decis and Sevin XLR on spring and durum wheat, Tilt on spring and winter wheat. Apply mixes according to the most restrictive use limitations for either product.

### Application Information

**How to Apply:** Apply with ground equipment or by air. **Water Volume:** Ground: minimum of 18.9 L/acre.

Air: minimum of 11.3 L/acre.

### Application Tips

Under DROUGHT conditions - Do not spray Velocity M3 if time between seeding and spraying exceeds 35 days as (drought hastens crop development). Do not spray Velocity M3 three days prior to or following cold temperatures (3°C or lower) Do not apply to crops underseeded to legumes. Do not use Velocity m3 if another Group 2 grass herbicide has been previously applied in the same season. For best results, apply to emerged, young, actively growing weeds. Weed control may also be reduced if application is made when weeds are dust covered or in the presence of heavy dew, fog or mist/rain. Do not apply to crop that is under stress due to abnormal environmental conditions such as frost, extreme heat, low fertility, drought, flooding or disease and/or insect damage as crop injury may result. Apply only once per season.

### How it Works

**Thiencarbazone-methyl:** Uptake is primarily via foliage and is transported to areas on new shoot growth where it inhibits the enzyme acetolactate synthase (ALS). Inhibition of this enzyme prevents protein production, which leads to gradual death of target weeds.

**Pyrasulfotole:** Absorbed through leaves and is translocated to meristematic regions where it inhibits the HPPD enzyme. **Pyrasulfotole** inhibits plant pigment biosynthesis and photosynthesis. **Bromoxynil:** Works on contact, interfering with photosynthesis, disrupting plant growth, which ultimately leads to the plant's death.

**Expected Results**

**Grass weeds:** Growth of susceptible plants stops rapidly, and after a few days plants, develop chlorotic discoloration on the leaves, which sometimes turn red. Complete control may take two to four weeks.

**Broadleaf weeds:** Small burnt spots on leaf can appear in hours. Lack of plant pigments shuts down the photosynthetic pathway resulting in bleaching symptoms and rapid death, normally in 6 - 14 days.

**Restrictions**

**Rainfall:** Rainfall within 60 minutes of application may reduce effectiveness. **Grazing restrictions:** Do not graze the treated crop or cut for forage within 25 days or cut for hay within 30 days of application. **Pre-harvest Intervals:** Do not harvest spring or durum wheat for grain or straw within 60 days of application. Do not harvest winter wheat for grain or straw within 72 days of application. **Re-cropping:** The following crops can be planted 10 months after application: alfalfa, barley, canary seed, canola, flax (including low linolenic acid varieties), field peas\*, oats, spring, winter and durum wheat, and sunflowers. The following crops can be planted 22 months after application: lentils, potato. Use a field bioassay for crops not listed above.

\* Field peas may be grown the year following Velocity m3 application in all Black, Gray Wooded and Dark Brown soil zones. DO NOT plant field peas the year following a Velocity m3 application in the Brown soil zone where organic matter content is below 2.5 % and where soil pH is above 7.5.

**Environmental Precautions**

This product is toxic to aquatic organisms and non-target terrestrial plants. Observe buffer zones of 1 - 5 metres with ground application.

**Toxicity**

Moderately toxic by ingestion. Acute oral LD<sub>50</sub> (rats) = > 2,000 mg/kg. Slightly toxic by contact. Moderate skin and eye irritation.

**Storage**

Store in a cool, dry place. Do not store below freezing.

# Velpar DF CU

Group 5

**Formulation**

Product	Company	Active ingredient	Formulation	Container size
Velpar DF CU (PCP# 25225)	Tessenderlo Kerley	Hexazinone: 75%	Water dispersible granule	2 kg bag

**Crops, Staging and Rates**

Rate: Alfalfa - Velpar DF: 272 - 544 g/acre

Crop	Timing
Established, grown for seed alfalfa, forage alfalfa	Apply in late fall or early spring when alfalfa is dormant. It must be seed or forage alfalfa established for at least 18 months.

**Weeds and Staging****In alfalfa**

dandelion	quackgrass	sow thistle
narrow-leaved hawk'sbeard (high rate)	scentless chamomile (high rate)	

Check label for weeds controlled by Velpar in non-crop areas.

**Application Information**

**How to Apply:** Apply with ground equipment only. Do not apply by air. **Water Volume:** 81 L/acre.

**Velpar DF CU (cont'd)****Application Tips**

Do not apply to frozen soils or soils with less than 1% soil organic matter. Do not use on fields that will be seeded to other crops within 24 months of application. Do not apply to slopes as soil erosion may occur. Best results are obtained when Velpar is present in the root zone during active growth of the target vegetation. Symptoms usually appear in herbaceous plants within 2 weeks after application under warm, humid conditions, while 4 to 6 weeks may be required when weather is cool. If rainfall after application is inadequate to activate Velpar in the soil, plants may recover from contact effects and continue to grow until sufficient rainfall moves Velpar into the root zone.

**How it Works**

A systemic herbicide readily absorbed through the roots and foliage and translocated upwards. Inhibits photosynthesis.

**Restrictions**

**Rainfall:** Rainfall is beneficial for activation of product. **Grazing:** Do not apply within 30 days of harvest (cutting for hay) or feeding of forage or grazing. **Re-cropping:** Information enabling specific recommendations for rotational crops and re-cropping intervals is limited. Do not seed any crop following alfalfa that has been treated with Velpar L herbicide until a successful field bioassay shows that the crop in question may be grown safely. A successful field bioassay means growing to maturity a test strip of the crop across the field.

**Environmental Precautions**

Apply with a 1 metre buffer between aquatic habitats and a 5 metre buffer between sensitive terrestrial habitats and the treated area.

**Toxicity**

Low acute mammalian toxicity. Acute oral LD<sub>50</sub> (rats) = technical 1,690 mg/kg. May cause some eye irritation. Slightly toxic to fish.

**Storage**

Store in a cool, dry place. Keep away from heat, sparks and open flame.

# Viper ADV/Python

**Group 2, 6****Formulation**

Product	Company	Active ingredient	Formulation	Container size
Viper ADV (PCP# 30626)	BASF Canada	Imazamox: 20 g/L Bentazon: 429 g/L	Solution	2 x 8.1 L bulk container 129 L
UAN (28-0-0)*		UAN: 28%	Liquid	
Python – a co-pack of Python A (PCP# 33279) + Python B (PCP# 33282)**	ADAMA Canada	Imazamox: 80 g/L	Solution	4 L jug
		Bentazon: 480 g/L		2 x 7.26 L

One case treats 40 acres. 2 cases of UAN are required per 1 case of Viper. \* BASF 28% UAN is required for both Viper ADV and Python and is sold separately. \*\* Add a non-ionic adjuvant with Python. It can be one of Merge, ADAMA Adjuvant 80, Norac MSO, Hasten NT Ultra, or Agral 90.

**Crops, Staging and Rates**

Crop	Staging	Rate
Field peas	3 - 6 above ground nodes	Viper ADV: 0.404 L/acre OR Python A: 100 mL/acre + Python B: 700 mL/acre + 0.81 L/acre UAN (for both Viper and Python)
Dry edible beans*	After first trifoliolate leaf has fully expanded up to 2nd trifoliolate leaf (Python: 1 - 3 trifoliolate leaves)	Viper ADV 0.404 L/acre OR Python A: 100 mL/acre + Python B: 700 mL/acre + 0.145 L/acre Basagran Forte + 0.81 L/acre UAN (for both Viper and Python)

Crop	Staging	Rate
Soybean	Cotyledon – 4 leaf stage (Python: unifoliolate-2 expanded leaves)	Viper ADV: 0.404 L/acre OR Python A: 100 mL/acre + Python B: 700 mL/acre + 0.81 L/acre UAN (for both Viper and Python)
<b>Viper ADV Only</b>		
Succulent peas	3 - 6 above-ground nodes	Viper ADV: 0.404 L/acre + 0.81 L/acre UAN
Fababeans		
Red clover	After 3rd trifoliolate (seedling), prior to canopy closure and flowering (establishment)	
Alsike clover		
Sainfoin	After 3rd trifoliolate (seedling application only)	
Alfalfa	After 3rd trifoliolate (seedling), prior to canopy closure and flowering (establishment)	Viper ADV: 0.404 L/acre + 0.145 L/acre Basagran Forte + 0.81 L/acre UAN

\* Dry beans require a tank mix with additional Basagran Forte. Note: Temporary crop yellowing may be observed shortly after application.

### Weeds and Staging

#### Grassy weeds: 1 - 4 main leaves or until early tillering.

barnyard grass	Persian darnel	volunteer tame oats	wild oats
green foxtail	volunteer barley	volunteer wheat (excluding	yellow foxtail
Japanese brome*	volunteer canaryseed	Group 2 tolerant wheat)	

#### Broadleaf weeds: Cotyledons to 4 leaf stage.

annual sowthistle* <sup>1</sup>	kochia* (including Group 2	redroot pigweed	stinkweed
cleavers*	resistant biotypes) <sup>1</sup>	round-leaved mallow* <sup>1</sup>	volunteer canola (all types)
cow cockle	lamb's-quarters	Russian thistle <sup>1</sup>	wild buckwheat*
green smartweed	perennial sowthistle* <sup>1</sup>	shepherd's-purse	wild mustard (including
		stork's bill (Python only)	Group 2 resistant biotypes)

\* Suppression only. <sup>1</sup>Viper only

BASF 28 % UAN: 0.81 L/acre. BASF 28% UAN (sold separately) must be used with Viper and Python at 0.81 L/acre.

### Application Information

**How to Apply:** Apply with ground equipment only. Do not apply by air. **Water Volume:** 40 L/acre.

### Mixing Instructions

Use mixing instructions “b” on page 13.

### Application Tips

If agitation is stopped for more than 5 minutes, re-suspend spray solution by full agitation prior to commencing spraying again. Do not spray Viper ADV if temperatures of +5°C or lower are forecasted within 3 days of application. Cold temperatures near freezing will negatively affect herbicide performance, as weeds are not actively growing. Initial transient crop yellowing may be observed after application, but this is outgrown and should not affect yield. Apply Viper ADV when broadleaf weeds are small and actively growing and before weeds reach the maximum size recommended for control. DO NOT apply VIPER ADV Herbicide to field peas that have been subjected to stress from conditions such as hail damage, flooding, drought, hot, humid weather, widely fluctuating temperature conditions, prolonged cold weather or injury from prior herbicide applications, as crop injury may result.

Failure to include UAN will result in significantly reduced product performance.

### How it Works

Imazamox is a systemic herbicide absorbed by foliage and roots that disrupts plant metabolism causing growth to stop. Bentazon is a contact herbicide taken up primarily through the leaves and interferes with photosynthesis. Thorough coverage of foliage is important for consistent weed control.

**Viper ADV/Python (cont'd)****Restrictions**

**Rainfall:** Rainfall within 6 hours of application may reduce activity. **Grazing:** Do not graze treated field peas or cut for feed within 20 days of application. **Pre-harvest Intervals:** Do not apply within 60 days of harvest. **Re-cropping:** Winter wheat may be seeded 3 months after application. Canary seed, Group 2 tolerant canola, non-Group 2 tolerant canola, chickpea, field corn, field pea, flax, lentil, oat, barley and spring wheat (including durum), Group 2 tolerant sunflowers and sunflowers may be seeded the first spring after application and tame mustard the second season after application. A field bioassay (a test strip grown to maturity) is recommended the year before growing any crops other than those listed above. Contact manufacturer for additional information on recropping intervals (1-877-371-2273). Do not apply Viper ADV more than once per year.

**Environmental Precautions**

Viper tank mixture is highly toxic to non-target plants. Observe buffer zones specified under Directions for Use.

**Toxicity**

Viper ADV components: Imazamox - very low toxicity by ingestion. Acute oral LD<sub>50</sub> (rats) = > 5,000 mg/kg. Low toxicity by contact. Bentazon - moderately toxic by ingestion. Acute oral LD<sub>50</sub> (rats) = > 1,089 mg/kg. Moderately toxic by contact.

**Storage**

Do not freeze. Store in a cool, dry place above 5°C.

# Xtendimax with VaporGrip Technology

**Group 4****Formulation**

Product	Company	Active ingredient	Formulation	Container size
Xtendimax with VaporGrip Technology (PCP# 31896)	Bayer CropScience	Dicamba	350 g a.e./L dicamba as diglycolamine salt	10 L, 450 L tote

**Crops, Staging and Rates**

Crop	Stage	Rate
Roundup Ready 2 Xtend Soybeans	Pre-plant or pre-emergence: apply any time prior to emergence of the crop Post-emergence: apply once or twice, at least 2 weeks apart, up to the early flower stage (R1)	333 - 692 mL/acre per application and do not exceed 1.38 L/acre during a single growing season. 692 mL/acre rate can be used only ONCE per season and is recommended early, with up to 2 applications of 333 mL/acre prior to R1. The third application should only be made for the control of glyphosate-resistant weed populations.
Corn hybrids with Roundup Ready 2 Technology	Pre-emergence: prior to the crop Post-emergence: spike to 5-leaf stage	333 - 692 mL/acre
Spring rye, spring barley, oats, spring wheat, winter wheat	Crop specific; refer to label	127 - 161 mL/acre
Summerfallow, pastures, non-crop areas	Refer to label	Various; refer to label

**Weeds, Rates and Staging**

**Rate (mL per acre):** 333 mL/acre to 692 mL/acre Xtendimax with VaporGrip Technology + 675 mL/acre Roundup WeatherMAX.



## Xtendimax with VaporGrip Technology (cont'd)

**Annual broadleaf weeds**

biennial wormwood <sup>1</sup>	cow cockle	narrow leaved hawk's-beard	shepherd's-purse
buckwheat (wild, tartary)	Eastern black nightshade	night flowering catchfly	smartweed (green, Pennsylvania)
Canada fleabane	flixweed	non-glyphosate tolerant canola (rapeseed)	stinkweed
chickweed	hemp nettle	pigweed (redroot, Russian, smooth)	stork's bill
cleavers	kochia	ragweed (common, false, giant)	wild tomato
cocklebur	lady's-thumb	Russian thistle	
common lamb's-quarters	mustard (hare's-ear, Indian, tumble, wild, wormseed)		
corn spurry			

**Annual grass weeds**

barnyard grass	foxtail (green, yellow, giant)	volunteer	wild oats
crabgrass (smooth, large)	volunteer barley	wheat	wild proso millet
fall panicum			

**Perennial weeds**

Following weeds can be controlled using Xtendimax and glyphosate. Refer to label for specific instructions for controlling specific weeds.

Canada thistle	dandelion	perennial sow thistle	wire stemmed muhly
common milkweed	field bindweed	quackgrass	yellow nutsedge

**Rate (L per acre):** 333 mL/acre to 692 mL/acre Xtendimax with VaporGrip Technology + 1.35 L/acre Roundup WeatherMAX. All weeds listed above plus tall water hemp and horsenettle.

**Rate (L per acre):** 333mL/acre to 692 mL/acre Xtendimax with VaporGrip Technology + 1.89 L/acre Roundup WeatherMAX. All weeds listed above plus volunteer alfalfa and bromegrass.

<sup>1</sup>One application including Roundup WeatherMAX at 676 mL/acre applied at the 2 - 8 leaf stage of actively growing biennial wormwood.

**Notes:** Weeds will be more easily controlled and early crop competition avoided with applications made when the weeds are small. Control of annual weeds greater than 25 cm in height will be inconsistent, although some weeds may be controlled.

**The 692 mL/acre rate is to be used only once in a growing season. DO NOT exceed the maximum season total of 1.38 L/acre.**

**Application Information**

Refer to label for a full description of application requirements. **Water Volume:** Minimum 40 L/acre. Aerial Application: DO NOT apply by air. Apply when air temperature is between 10 and 25°C. DO NOT spray when the temperature is expected to exceed 30°C. DO NOT allow herbicide solution to mist, drip, drift or splash onto desirable vegetation because severe injury or destruction to desirable broadleaf plants could result. When applying Roundup Xtend adjacent to sensitive crops, apply as a pre-plant, pre-emergent or early post-emergent treatment to avoid potential drift onto the sensitive crops.

**Application Tips**

Nozzles and pressure: Use only spray nozzles that produce **Extremely Coarse (XC) to Ultra Coarse (UC)** spray qualities and minimal amounts of fine spray droplets. **DO NOT use conventional flat fan nozzles that produce Medium or Fine spray qualities.** Use at least 30 psi (207 kPa) to ensure proper pattern overlap. DO NOT apply during a temperature inversion as drift potential is high.

**Registered Tank Mixes**

**Herbicides:** glyphosate (Roundup brands) with Roundup WeatherMAX with Transorb 2 Technology. Numerous herbicides tank mixes depending on crop; refer to label. DO NOT add acidifying buffering agents, acidic pH adjusting agents or adjuvants other than agriculturally approved NIS to the spray solution. DO NOT add ammonium sulfate (AMS), AMS-containing adjuvants, water conditioners or sprayable fluid fertilizers.

**Restrictions**

**Rainfall:** Rain within 4 hours of application may reduce control. **Grazing:** 7 - 10 days for soybean forage and 13 - 15 days for soybean hay. Minimum 7 days prior to grazing lactating dairy cattle. Harvest for forage or hay minimum of 30 days after application. Withdraw meat animals from treated fields at least 3 days before slaughter. **Re-cropping:** A plant-back interval of 120 days is required for those crops not on the label of Roundup Xtend with VaporGrip Technology. Do not count days when the ground is frozen. Moisture is essential for the degradation of this herbicide in soil. If dry weather persists after application, crop injury may occur the following spring.

**Xtendimax with VaporGrip Technology (cont'd)****Environmental Precautions**

**Buffer Zones:** refer to label. **Runoff:** Be aware of site considerations that may lead to runoff. Using a grassed buffers between treated area and sensitive environments is recommended. **Leaching:** Leaching can occur in coarse soil or where water table is shallow.

**Toxicity**

Dicamba may cause irritation to the eyes, skin and mucous membranes.

Mammalian toxicity: Acute oral LD<sub>50</sub> (rats) = > 5,000 mg/kg.

**Storage**

Store above -10°C to keep product in solution. If the product freezes and crystals form, place in a warm room (20°C), allow the product to reach room temperature and roll or shake periodically until crystals have re-dissolved.

## Herbicide Selector Chart – Cereals

Crop	American Nightshade	Annual Smartweed/Lady's Thumb			Annual Sow-thistle	
<b>Barley</b>	Buctril M <sup>♦</sup> Enforcer M <sup>♦</sup> Hotshot Koril Pardner <sup>♦</sup> Thumper <sup>♦</sup>	2,4-D Ally <sup>♦</sup> Attain XC <sup>♦</sup> Avenza Axial X iPak Barricade II <sup>♦</sup> Broadband Buctril M <sup>♦</sup> Cirpreme Curtail M <sup>♦</sup> Deploy <sup>♦</sup> Distinct <sup>7</sup> Embutox <sup>♦,1</sup> Enforcer M <sup>♦</sup>	Engenia <sup>♦</sup> Estaprop <sup>♦</sup> Express FX <sup>7</sup> Express Pro <sup>7</sup> Express SG <sup>7</sup> Frontline XL <sup>♦</sup> Hotshot Infinity FX Intruvix <sup>7</sup> Lorox + MCPA <sup>♦</sup> MCPA <sup>1</sup> (all forms) MP Foxy CRX OcTTain XL Pardner <sup>♦</sup>	Paradigm Pixxaro <sup>1</sup> Prestige XC <sup>♦</sup> Priority <sup>♦,7</sup> Refine M <sup>♦</sup> Refine SG Rezuvant <sup>1</sup> Sencor <sup>♦</sup> Spectrum <sup>♦</sup> Target <sup>♦</sup> Thumper <sup>♦</sup> Travallas Trophy <sup>♦,1</sup>	2,4-D <sup>1</sup> Ally <sup>1,♦</sup> Attain XC <sup>♦,1</sup> Avenza Axial X Ipak <sup>1</sup> Broadband <sup>1</sup> Cirpreme Clever <sup>♦,1</sup> Conquer <sup>1,7</sup> Curtail M <sup>♦</sup> Estaprop <sup>♦</sup> Frontline XL <sup>♦</sup> Goldwing <sup>7,1</sup> Hotshot <sup>1</sup> Infinity	Infinity FX MCPA <sup>1</sup> (all forms) OcTTain XI <sup>1</sup> Paradigm <sup>1</sup> Prestige XC <sup>♦</sup> Priority <sup>♦,1,7</sup> Refine M <sup>1</sup> Retain <sup>♦,1</sup> Rezuvant <sup>1</sup> Spectrum <sup>♦</sup> Target <sup>♦</sup> Triton C Tropotox Plus <sup>♦,1</sup> Tundra
<b>Wheat (C - Group 2 tolerant wheat)</b>	Batalium Buctril M <sup>♦</sup> Enforcer M <sup>♦</sup> Hotshot Pardner <sup>♦</sup> Thumper <sup>♦</sup>	2,4-D Ally <sup>♦</sup> Attain XC <sup>♦</sup> Avenza Axial X iPak Barricade II <sup>♦</sup> Basagran <sup>♦</sup> Batalium Broadband Buctril M <sup>♦</sup> Cirpreme Curtail M <sup>♦</sup> Deploy <sup>♦</sup> Distinct <sup>7</sup> Embutox <sup>♦</sup> Enforcer M <sup>♦</sup> Engenia <sup>♦</sup> Estaprop <sup>♦</sup>	Everest Everest GBX Express FX <sup>7</sup> Express Pro <sup>7</sup> Express SG <sup>7</sup> Frontline 2,4-D <sup>♦</sup> Frontline XL <sup>♦</sup> Hotshot Infinity FX Intruvix <sup>7</sup> Luxxur MCPA <sup>1</sup> (all forms) MP Foxy CRX OcTTain XL Olympus Pardner <sup>♦</sup> Paradigm Pixxaro <sup>1</sup>	Predicade Prestige XC <sup>♦</sup> Priority <sup>♦,7</sup> Refine M <sup>♦</sup> Refine SG Rezuvant <sup>1</sup> Sencor <sup>♦</sup> Signal SFU Simplicity Spectrum <sup>♦</sup> Tandem Target <sup>♦</sup> Thumper <sup>♦</sup> Travallas Tridem Trophy <sup>1,♦</sup> Varro	2,4-D Ally <sup>♦,1</sup> Attain XC <sup>♦,1</sup> Avenza Axial X iPak Broadband <sup>1</sup> Cirpreme Clever <sup>♦,1</sup> Conquer <sup>1,7</sup> Curtail M <sup>♦</sup> Estaprop <sup>♦</sup> Frontline XL <sup>♦,1</sup> Frontline 2,4-DXC Goldwing <sup>7,1</sup> Hotshot <sup>1</sup> Infinity Infinity FX	MCPA <sup>1</sup> (all forms) OcTTain XL <sup>1</sup> Paradigm <sup>1</sup> Prestige XC <sup>♦</sup> Priority <sup>♦,1,7</sup> Refine M <sup>1</sup> Retain <sup>♦,1</sup> Rezuvant <sup>1</sup> Signal SFU <sup>1</sup> Spectrum <sup>♦</sup> Target <sup>♦</sup> Tridem <sup>1</sup> Triton C Tropotox Plus <sup>♦,1</sup> Tundra Velocity m3
<b>Oats</b>	Buctril M <sup>♦</sup> Hotshot Pardner <sup>♦</sup>	Buctril M <sup>♦</sup> Curtail M <sup>♦</sup> Deploy <sup>♦</sup> Distinct <sup>7</sup> Embutox <sup>♦</sup> Engenia <sup>♦</sup> Express SG <sup>7</sup>	Frontline XL <sup>♦</sup> Hotshot Intruvix <sup>7</sup> Lorox + MCPA <sup>♦</sup> MCPA <sup>1</sup> (all forms) Pardner <sup>♦</sup>	Prestige XC <sup>♦</sup> Priority <sup>♦,7</sup> Refine M <sup>♦</sup> Refine SG Spectrum <sup>♦</sup> Target <sup>♦</sup>	Conquer <sup>1,7</sup> Curtail M <sup>♦</sup> Frontline XL <sup>♦,1</sup> Goldwing <sup>7,1</sup> Hotshot <sup>1</sup> MCPA <sup>1</sup> (all forms)	Refine M <sup>1</sup> Prestige XC <sup>♦</sup> Priority <sup>♦,1,7</sup> Spectrum <sup>♦</sup> Target <sup>♦</sup> Tropotox Plus <sup>♦,1</sup>
<b>Fall Rye (spring application)</b>	Buctril M <sup>♦</sup> Pardner <sup>♦</sup>	2,4-D Buctril M <sup>♦</sup>	MCPA <sup>1</sup> (all forms) Pardner <sup>♦</sup>		2,4-D <sup>1</sup> Conquer <sup>1,7</sup> Goldwing <sup>7,1</sup>	MCPA <sup>1</sup> (all forms) Tropotox Plus <sup>♦,1</sup>
<b>Triticale</b>	Pardner <sup>♦</sup>	Distinct <sup>7</sup>	Pardner <sup>♦</sup>		Conquer <sup>1,7</sup> Goldwing <sup>7,1</sup>	Infinity

♦ Other similar products can be found listed under this product.

<sup>1</sup> Suppression only

<sup>2</sup> All spring wheat except durum

<sup>3</sup> All spring wheats (including durum when tank mixed with 2,4-D ester)

<sup>4</sup> See page 40 for resistance information

<sup>5</sup> Top growth control

<sup>6</sup> Spring rosettes only

<sup>7</sup> Pre-seed treatment

<sup>8</sup> Requires addition of 200 g active ammonium sulfate (dry) per acre or 0.5 L/acre of 40% solution to control weed

## Herbicide Selector Chart – Cereals

Crop	Barnyard Grass	Bluebur	Canada Thistle			
<b>Barley</b>	Aim <sup>7</sup> Avenza Axial <sup>♦</sup> Axial X iPak Axial Xtreme Broadband Clever <sup>♦</sup> Liquid Achieve SC <sup>♦</sup> Puma <sup>♦</sup> Rezuvant	2,4-D Ally <sup>♦</sup> Attain XC <sup>♦</sup> Buctril M <sup>♦</sup> Enforcer M <sup>♦</sup> Estaprop <sup>♦</sup> Hotshot MCPA (all forms) OcTTain XL Pardner <sup>♦</sup> Thumper <sup>♦</sup> Trifluralin <sup>♦</sup> Tundra	Ally <sup>♦,1</sup> Attain XC <sup>♦,1</sup> Avenza <sup>1</sup> Axial X iPak <sup>1</sup> Barricade II <sup>♦,1</sup> Buctril M <sup>♦,1</sup> Cirpreme Curtail M <sup>♦</sup> Deploy <sup>♦,1</sup> Distinct <sup>1,7</sup> Embutox <sup>♦,1</sup>	Enforcer D <sup>1</sup> Enforcer M <sup>♦,1</sup> Engenia <sup>♦,1</sup> Estaprop <sup>1,5</sup> Express FX <sup>7,1</sup> Express SG <sup>1</sup> Express Pro <sup>♦,1</sup> Frontline XL <sup>♦,1,5</sup> Infinity <sup>1</sup> Infinity FX <sup>1</sup> Intruvix <sup>1,7</sup>	Lontrel <sup>♦</sup> Lorox + MCPA <sup>♦,1</sup> MCPA <sup>1</sup> (all forms) Mecoprop <sup>5</sup> Momentum <sup>5</sup> MP Foxyy CRX <sup>1</sup> MPower Extra <sup>♦,1</sup> OcTTain XL <sup>1</sup> Prestige XC <sup>♦</sup> Refine M <sup>♦,1</sup>	Refine SG <sup>1</sup> Retain <sup>♦,1</sup> Rezuvant <sup>1</sup> Spectrum <sup>♦</sup> Target <sup>♦,5</sup> Travallas <sup>1</sup> Triton C <sup>1</sup> Triton K <sup>1</sup> Tropotox Plus <sup>♦,5</sup> Tundra <sup>1</sup>
<b>Wheat (C - Group 2 tolerant wheat)</b>	Altitude FX (C) Avenza Axial <sup>♦</sup> Axial X iPak Axial Xtreme Batalium <sup>1</sup> Broadband Clever <sup>♦</sup> Everest Focus <sup>2,7</sup> Horizon <sup>♦</sup> Liquid Achieve SC <sup>♦</sup> Luxxur Predicade Puma <sup>♦</sup> Rexade Rezuvant Signal SFU Tandem Traxos Traxos Two Tundra Varro Velocity m3	2,4-D Ally <sup>♦</sup> Attain XC <sup>♦</sup> Batalium Buctril M <sup>♦</sup> Enforcer M <sup>♦</sup> Estaprop <sup>♦</sup> Frontline XL <sup>♦</sup> Hotshot MCPA <sup>1</sup> (all forms) OcTTain XL Pardner <sup>♦</sup> Rexade Thumper <sup>♦</sup> Traxos Two	2,4-D <sup>1</sup> Ally <sup>♦,1</sup> Attain XC <sup>♦,1</sup> Avenza <sup>1</sup> Axial X iPak <sup>1</sup> Barricade II <sup>♦,1</sup> Basagran <sup>♦,1,3</sup> Buctril M <sup>♦,1</sup> Cirpreme Curtail M <sup>♦</sup> Deploy <sup>♦,1</sup> Distinct <sup>1,7</sup> Embutox <sup>♦</sup>	Enforcer D Enforcer M <sup>♦,1</sup> Engenia <sup>♦,1</sup> Estaprop <sup>♦,5</sup> Express FX <sup>1,7</sup> Express SG <sup>1,7</sup> Express Pro <sup>♦,1,7</sup> Frontline <sup>1</sup> Frontline XL <sup>♦,1</sup> Infinity <sup>1</sup> Infinity FX <sup>1</sup> Intruvix <sup>1,7</sup> Lontrel <sup>♦</sup>	Lorox + MCPA <sup>♦,5</sup> Luxxur <sup>1,8</sup> MCPA <sup>1</sup> (all forms) Mecoprop <sup>5</sup> Momentum <sup>5</sup> MP Foxyy CRX <sup>1</sup> MPower Extra <sup>♦,1</sup> OcTTain XL <sup>1</sup> Predicade <sup>1</sup> Prestige XC <sup>♦</sup> Refine M <sup>♦,1</sup> Refine SG <sup>1</sup> Retain <sup>♦,1</sup>	Rexade <sup>1</sup> Rezuvant <sup>1</sup> Signal SFU <sup>1</sup> Simplicity <sup>1</sup> Spectrum <sup>♦</sup> Target <sup>♦,5</sup> Travallas <sup>1</sup> Triton C <sup>1</sup> Triton K <sup>1</sup> Tropotox Plus <sup>♦,5</sup> Tundra <sup>1</sup> Velocity m3 <sup>1</sup>
<b>Oats</b>		Buctril M <sup>♦</sup> Hotshot MCPA (all forms) Pardner <sup>♦</sup>	Engenia <sup>♦,1</sup> Buctril M <sup>♦,5</sup> Curtail M <sup>♦</sup> Deploy <sup>♦,1</sup> Distinct <sup>1,7</sup>	Embutox <sup>♦</sup> Express SG <sup>1,7</sup> Frontline XL <sup>♦,1</sup> Intruvix <sup>1,7</sup> Lontrel <sup>♦</sup>	Lorox + MCPA <sup>♦,5</sup> MCPA <sup>1</sup> (all forms) Mecoprop <sup>5</sup> Prestige XC <sup>♦,1</sup>	Refine M <sup>♦,1</sup> Refine SG <sup>1</sup> Spectrum <sup>♦</sup> Target <sup>♦,5</sup>
<b>Fall Rye (spring application)</b>	Liquid Achieve SC <sup>♦</sup>	Buctril M <sup>♦</sup> MCPA (all forms) Pardner <sup>♦</sup>	Buctril M <sup>♦,1</sup> MCPA <sup>1</sup> (all forms)	Tropotox Plus <sup>♦,5</sup>		
<b>Triticale</b>		Pardner <sup>♦</sup>	Distinct <sup>1,7</sup>	Infinity <sup>1</sup>		

♦ Other similar products can be found listed under this product.

<sup>1</sup> Suppression only

<sup>2</sup> All spring wheat except durum

<sup>3</sup> All spring wheats (including durum when tank mixed with 2,4-D ester)

<sup>4</sup> See page 40 for resistance information

<sup>5</sup> Top growth control

<sup>6</sup> Spring rosettes only

<sup>7</sup> Pre-seed treatment

<sup>8</sup> Requires addition of 200 g active ammonium sulfate (dry) per acre or 0.5 L/acre of 40% solution to control weed

## Herbicide Selector Chart – Cereals

Crop	Cleavers		Common Chickweed <sup>4</sup>		Common Groundsel		
<b>Barley</b>	Aim <sup>7</sup> Attain XC <sup>♦</sup> Avenza Axial X iPak Axial Xtreme Barricade II <sup>♦</sup> Broadband Cirpreme Clever <sup>♦</sup> Conquer <sup>7</sup> Deploy <sup>♦,1</sup> Enforcer D Enforcer M <sup>♦</sup> Engenia <sup>♦</sup> Express Pro <sup>7</sup> Frontline XL <sup>♦</sup> Goldwing <sup>7</sup> Heat <sup>7</sup> Hotshot Infinity Infinity FX	Mecoprop Momentum MP Foxy CRX OcTTain XL Paradigm Pixxaro Prestige XC <sup>♦</sup> Priority <sup>♦,7</sup> Pulsar Refine M <sup>♦,1</sup> Refine SG <sup>1</sup> Retain Rezuvant Spectrum <sup>♦</sup> Stellar <sup>♦</sup> Target <sup>♦</sup> Travallas Triton C Trophy <sup>♦</sup> Tundra	Ally <sup>♦</sup> Attain XC <sup>♦,1</sup> Avenza Axial X iPak Barricade II <sup>♦</sup> Broadband Cirpreme Deploy <sup>♦</sup> Enforcer M <sup>♦</sup> Express Pro <sup>♦</sup> Frontline XL <sup>♦</sup> Hotshot Infinity Infinity FX KoAct <sup>7</sup> Lorox + MCPA <sup>♦</sup>	Mecoprop MP Foxy CRX OcTTain XL <sup>1</sup> Paradigm Pixxaro Priority <sup>♦,7</sup> Prestige XC <sup>♦</sup> Refine M <sup>♦</sup> Refine SG Retain Rezuvant Sencor <sup>♦</sup> Spectrum <sup>♦</sup> Stellar <sup>♦</sup> Travallas Triton C Tundra	Ally <sup>♦</sup> Buctril M <sup>♦</sup> Curtail M <sup>♦</sup> Deploy <sup>♦</sup> Enforcer D Enforcer M <sup>♦</sup> Hotshot Lontrel <sup>♦</sup> MP Foxy CRX Pardner <sup>♦</sup>	Prestige XC <sup>♦</sup> Refine M <sup>♦</sup> Refine SG Retain Sencor <sup>♦</sup> Thumper <sup>♦</sup> Triton C	
<b>Wheat (C - Group 2 tolerant wheat)</b>	Aim <sup>7</sup> Altitude FX (C) Attain XC <sup>♦</sup> Avenza Axial X iPak Axial Xtreme Barricade II <sup>♦</sup> Basagran <sup>♦</sup> Batalium Broadband Cirpreme Clever <sup>♦</sup> Conquer <sup>7</sup> Deploy <sup>♦,1</sup> Enforcer D Enforcer M <sup>♦,7</sup> Engenia <sup>♦</sup> Everest GBX Express Pro <sup>7</sup> Focus <sup>2,7</sup> Frontline XL <sup>♦</sup> Frontline 2,4-D <sup>♦</sup> Goldwing <sup>7</sup> Heat <sup>7</sup> Hotshot Inferno Trio <sup>2,7</sup> Infinity Infinity FX Luxxur	Mecoprop Momentum MP Foxy CRX OcTTain XL Olympos Paradigm Pixxaro Predicade Prestige XC <sup>♦</sup> Priority <sup>♦,7</sup> Pulsar Refine M <sup>♦,1</sup> Refine SG <sup>1</sup> Retain Rexade Rezuvant Signal SFU <sup>1</sup> Simplicity Spectrum <sup>♦</sup> Stellar <sup>♦</sup> Tandem Target <sup>♦</sup> Travallas Traxos Two Tridem Triton C Trophy <sup>♦</sup> Tundra Varro Velocity m3	2,4-D Ally <sup>♦</sup> Altitude FX (C) Attain XC <sup>♦,1</sup> Avenza Axial X iPak Barricade II <sup>♦</sup> Basagran <sup>♦,2</sup> Broadband Cirpreme Deploy <sup>♦</sup> Enforcer M <sup>♦</sup> Express Pro <sup>♦,7</sup> Frontline XL <sup>♦</sup> Frontline 2,4-D <sup>♦</sup> Hotshot Inferno Trio <sup>2,7</sup> Infinity Infinity FX KoAct <sup>7</sup> Lorox + MCPA Mecoprop MP Foxy CRX <sup>1</sup>	OcTTain XL <sup>1</sup> Paradigm Pixxaro Predicade Prestige XC <sup>♦,1</sup> Priority <sup>♦,7</sup> Refine M <sup>♦</sup> Refine SG Retain Rexade Rezuvant Sencor <sup>♦</sup> Signal SFU Simplicity Spectrum <sup>♦</sup> Stellar <sup>♦</sup> Tandem Traxos Two <sup>1</sup> Travallas Tridem Triton C Tundra Velocity m3	2,4-D Ally <sup>♦</sup> Basagran <sup>♦,2</sup> Batalium Buctril M <sup>♦</sup> Curtail M <sup>♦</sup> Deploy <sup>♦</sup> Enforcer D Enforcer M <sup>♦</sup> Hotshot Lontrel <sup>♦</sup>	MP Foxy CRX Pardner <sup>♦</sup> Prestige XC <sup>♦</sup> Refine M <sup>♦</sup> RefineG Retain Sencor <sup>♦</sup> Signal SFU Thumper <sup>♦</sup> Triton C	
<b>Oats</b>	Aim <sup>7</sup> Conquer <sup>7</sup> Deploy <sup>♦,1</sup> Enforcer M <sup>♦</sup> Engenia <sup>♦</sup> Frontline XL <sup>♦</sup> Goldwing <sup>7</sup> Heat <sup>7</sup>	Mecoprop Prestige XC <sup>♦</sup> Priority <sup>♦,7</sup> Refine M <sup>♦,1</sup> Refine SG <sup>1</sup> Spectrum <sup>♦</sup> Stellar <sup>♦</sup> Target <sup>♦</sup>	Deploy <sup>♦</sup> Enforcer M <sup>♦</sup> Frontline XL <sup>♦</sup> Hotshot Lorox + MCPA Mecoprop	Prestige XC <sup>♦</sup> Priority <sup>♦,7</sup> Refine M <sup>♦</sup> Refine SG Spectrum <sup>♦</sup> Stellar <sup>♦</sup>	Buctril M <sup>♦</sup> Curtail M <sup>♦</sup> Deploy <sup>♦</sup> Hotshot Lontrel <sup>♦</sup>	Pardner <sup>♦</sup> Prestige XC <sup>♦</sup> Refine M <sup>♦</sup> Refine SG	
<b>Fall Rye (spring application)</b>	Aim <sup>7</sup> Conquer <sup>7</sup>	Goldwing <sup>7</sup>			Buctril M <sup>♦</sup> Pardner <sup>♦</sup>		
<b>Triticale</b>	Aim <sup>7</sup> Conquer <sup>7</sup> Enforcer M <sup>♦</sup>	Goldwing <sup>7</sup> Infinity	Infinity		Pardner <sup>♦</sup>		

♦ Other similar products can be found listed under this product.

<sup>1</sup> Suppression only

<sup>2</sup> All spring wheat except durum

<sup>3</sup> All spring wheats (including durum when tank mixed with 2,4-D ester)

<sup>4</sup> See page 40 for resistance information

<sup>5</sup> Top growth control

<sup>6</sup> Spring rosettes only

<sup>7</sup> Pre-seed treatment

<sup>8</sup> Requires addition of 200 g active ammonium sulfate(dry) per acre or 0.5 L/acre of 40% solution to control weed

## Herbicide Selector Chart – Cereals

Crop	Corn Spurry	Cow Cockle	Creeping Buttercup	Dandelion	Field Bindweed		
<b>Barley</b>	Aim <sup>7</sup> Ally <sup>♦</sup> Engenia <sup>♦</sup> Deploy <sup>♦</sup> Lorox + MCPA <sup>♦</sup> Mecoprop MP Foxy CRX Refine M <sup>♦</sup> Refine SG Retain Sencor <sup>♦</sup> Target <sup>♦</sup> Triton C	Ally <sup>♦</sup> Avenza Barricade II <sup>♦</sup> Buctril M <sup>♦</sup> Cirpreme Conquer <sup>1,7</sup> Deploy <sup>♦</sup> Enforcer M <sup>♦</sup> Engenia <sup>♦</sup> Express FX <sup>7</sup> Express Pro <sup>♦,7</sup> Express SG <sup>7</sup> Goldwing <sup>7</sup> Hotshot	Intruvix <sup>7</sup> Lorox + MCPA <sup>♦</sup> MP Foxy CRX MPower Extra <sup>♦</sup> Pardner <sup>♦</sup> Priority <sup>♦,7,1</sup> Refine M <sup>♦</sup> Refine SG Retain Target <sup>♦</sup> Thumper <sup>♦</sup> Travallas Trifluralin <sup>♦</sup> Triton C Triton K	Tropotox Plus <sup>♦,5</sup>	2,4-D <sup>1</sup> Attain XC <sup>♦</sup> Avenza Axial X iPak <sup>1</sup> Cirpreme Conquer <sup>1,7</sup> Curtail M <sup>♦</sup> Distinct <sup>1,7</sup> Embutox <sup>♦,1</sup> Enforcer D Express FX <sup>7</sup> Express Pro <sup>7</sup> Express SG <sup>7</sup> Goldwing <sup>7,1</sup>	Infinity <sup>1</sup> Infinity FX <sup>1</sup> Intruvix <sup>7</sup> KoAct <sup>7</sup> MCPA amine <sup>1</sup> MCPA ester <sup>1</sup> MCPA K-salt OcTTain XL Prestige XC <sup>♦</sup> Refine M <sup>♦</sup> Rezuvant <sup>1</sup> Spectrum <sup>♦,1</sup> Travallas Tundra <sup>1</sup>	Attain XC <sup>♦</sup> Embutox <sup>♦</sup> Engenia <sup>♦,1</sup> Intruvix <sup>7</sup> MCPA <sup>1</sup> (all forms) Target <sup>♦,5</sup> Tropotox Plus <sup>♦,1</sup>
<b>Wheat (C - Group 2 tolerant wheat)</b>	Aim <sup>7</sup> Ally <sup>♦</sup> Basagran <sup>♦,2</sup> Deploy <sup>♦</sup> Engenia <sup>♦</sup> Lorox + MCPA <sup>♦</sup> Mecoprop MP Foxy CRX Refine M <sup>♦</sup> Refine SG Retain Rexade Sencor <sup>♦</sup> Signal SFU Simplicity Target <sup>♦</sup> Triton C	Ally <sup>♦</sup> Altitude FX (C) Avenza Batalium Barricade II <sup>♦</sup> Buctril M <sup>♦</sup> Cirpreme Conquer <sup>1,7</sup> Deploy <sup>♦</sup> Enforcer M <sup>♦</sup> Engenia <sup>♦</sup> Express FX <sup>7</sup> Express Pro <sup>♦,7</sup> Express SG <sup>7</sup> Goldwing <sup>7</sup> Hotshot Intruvix <sup>7</sup> Lorox + MCPA	Luxxur MP Foxy CRX Pardner <sup>♦</sup> Predicade Priority <sup>♦,7,1</sup> Refine M <sup>♦</sup> Refine SG Retain Rexade Signal SFU Simplicity Tandem Target <sup>♦</sup> Thumper <sup>♦</sup> Travallas Tridem Triton C Triton K	Tropotox Plus <sup>♦,5</sup>	2,4-D <sup>1</sup> Attain XC <sup>♦</sup> Avenza Axial X iPak <sup>1</sup> Cirpreme Conquer <sup>1,7</sup> Curtail M <sup>♦</sup> Distinct <sup>1,7</sup> Embutox 625 <sup>♦</sup> Enforcer D Estaprop <sup>♦</sup> Express FX <sup>7</sup> Express Pro <sup>7</sup> Express SG <sup>7</sup> Frontline XL <sup>♦</sup> Frontline 2,4-DXC Goldwing <sup>7,1</sup> Inferno Duo <sup>1,2,7</sup> Inferno Trio <sup>1,2,7</sup>	Infinity <sup>1</sup> Infinity FX <sup>1</sup> Intruvix <sup>7</sup> KoAct <sup>7</sup> Luxxur MCPA Amine <sup>1</sup> MCPA Ester <sup>1</sup> MCPA K-salt OcTTain XL Predicade Prestige XC <sup>♦</sup> Refine M <sup>♦</sup> Rexade <sup>1</sup> Rezuvant <sup>1</sup> Simplicity <sup>1</sup> Spectrum <sup>♦,1</sup> Tandem <sup>1</sup> Travallas Tundra <sup>1</sup> Velocity m3 <sup>1</sup>	2,4-D <sup>1,2</sup> Attain XC <sup>♦</sup> Basagran <sup>♦</sup> Embutox <sup>♦</sup> Engenia <sup>♦,1</sup> Intruvix <sup>7</sup> MCPA <sup>1</sup> (all forms) Target <sup>♦,5</sup> Tropotox Plus <sup>♦,1</sup>
<b>Oats</b>	Aim <sup>7</sup> Deploy <sup>♦</sup> Engenia <sup>♦</sup> Lorox + MCPA <sup>♦</sup> Mecoprop Refine M <sup>♦</sup> Refine SG Reglone <sup>♦</sup> Target <sup>♦</sup>	Buctril M <sup>♦</sup> Conquer <sup>1,7</sup> Engenia <sup>♦</sup> Express SG <sup>7</sup> Goldwing <sup>7</sup> Hotshot Intruvix <sup>7</sup> Lorox + MCPA <sup>♦</sup>	Pardner <sup>♦</sup> Priority <sup>♦,7,1</sup> Refine M <sup>♦</sup> Refine SG Target <sup>♦</sup>	Tropotox Plus <sup>♦,5</sup>	Conquer <sup>1,7</sup> Curtail M <sup>♦</sup> Distinct <sup>1,7</sup> Embutox <sup>♦</sup> Express SG <sup>7</sup> Goldwing <sup>7,1</sup> Intruvix <sup>7</sup>	MCPA Amine <sup>1</sup> MCPA Ester <sup>1</sup> MCPA K-salt Prestige XC <sup>♦</sup> Refine M <sup>♦</sup> Spectrum <sup>♦,1</sup>	Embutox <sup>♦</sup> Engenia <sup>♦,1</sup> Intruvix <sup>7</sup> MCPA <sup>1</sup> (all forms) Target <sup>♦,5</sup> Tropotox Plus <sup>♦,1</sup>
<b>Fall Rye (spring application)</b>	Aim <sup>7</sup>	Buctril M <sup>♦</sup> Conquer <sup>1,7</sup>	Goldwing <sup>7</sup> Pardner <sup>♦</sup>	Tropotox Plus <sup>♦,5</sup>	2,4-D <sup>1</sup> Conquer <sup>1,7</sup> Goldwing <sup>7,1</sup>	MCPA Amine <sup>1</sup> MCPA Ester <sup>1</sup> MCPA K-salt	MCPA <sup>1</sup> (all forms) Tropotox Plus <sup>♦,1</sup>
<b>Triticale</b>	Aim <sup>7</sup>	Conquer <sup>1,7</sup> Goldwing <sup>7</sup>	Pardner <sup>♦</sup>		Distinct <sup>1,7</sup> Conquer <sup>1,7</sup>	Goldwing <sup>7,1</sup> Infinity <sup>1</sup>	

♦ Other similar products can be found listed under this product.

<sup>1</sup> Suppression only

<sup>2</sup> All spring wheat except durum

<sup>3</sup> All spring wheats (including durum when tank mixed with 2,4-D ester)

<sup>4</sup> See page 40 for resistance information

<sup>5</sup> Top growth control

<sup>6</sup> Spring rosettes only

<sup>7</sup> Pre-seed treatment

<sup>8</sup> Requires addition of 200 g active ammonium sulfate(dry) per acre or 0.5 L/acre of 40% solution to control weed

## Herbicide Selector Chart – Cereals

Crop	Field		Green Foxtail <sup>4</sup>			
	Horsetail	Flixweed				
<b>Barley</b>	2,4-D <sup>1</sup> Attain XC <sup>*,5</sup> Cirpreme <sup>5</sup> Embutox <sup>♦</sup> Enforcer D MCPA <sup>1</sup> (all forms) Pixxaro <sup>1</sup> Rezuvant <sup>1</sup> Tropotox Plus <sup>*,5</sup>	2,4-D Aim <sup>7</sup> Ally <sup>♦</sup> Attain XC <sup>♦</sup> Avenza Axial X iPak Barricade II <sup>♦</sup> Blackhawk <sup>7</sup> Buctril M <sup>♦</sup> Cirpreme Cleanstart <sup>7</sup> Conquer <sup>1,7</sup> Curtail M <sup>♦</sup> Deploy <sup>♦</sup> Enforcer D Enforcer M <sup>♦</sup>	Estaprop <sup>♦</sup> Express FX <sup>7</sup> Express Pro <sup>*,7</sup> Express SG <sup>7</sup> Frontline 2, 4-D Frontline XL <sup>♦</sup> Goldwing <sup>7</sup> Infinity Infinity FX Intruvix <sup>7</sup> KoAct <sup>7</sup> Lorox + MCPA <sup>♦</sup> MCPA (all forms) MP Foxy CRX MPower Extra <sup>♦</sup>	OcTTain XL Pixxaro Prestige XC <sup>♦</sup> Refine M <sup>*,1</sup> Refine SG Rezuvant Spectrum <sup>♦</sup> Stellar <sup>♦</sup> Target <sup>♦</sup> Thumper <sup>♦</sup> Travallas Triton C Triton K Trophy <sup>♦</sup> Tundra	Avenza Axial Axial X iPak Axial Xtreme Broadband Clever <sup>♦</sup> Express FX <sup>7</sup> Express Pro <sup>*,7</sup> Express SG <sup>7</sup> Fortress	Intruvix <sup>7</sup> Liquid Achieve SC <sup>♦</sup> Lorox <sup>1</sup> + MCPA Puma <sup>♦</sup> Rezuvant Trifluralin <sup>♦</sup> Triton C <sup>1</sup> Tundras
<b>Wheat (C - Group 2 tolerant wheat)</b>	Attain XC <sup>*,5</sup> Cirpreme <sup>5</sup> Embutox <sup>*,1</sup> Enforcer D Everest GBX <sup>1</sup> MCPA <sup>1</sup> (all forms) Rezuvant <sup>1</sup> Traxos Two <sup>5</sup> Tropotox Plus <sup>*,5</sup>	2,4-D Aim <sup>7</sup> Ally <sup>♦</sup> Altitude FX (C) Attain XC <sup>♦</sup> Avenza Axial X iPak Barricade II <sup>♦</sup> Batalium Blackhawk <sup>7</sup> Buctril M <sup>♦</sup> Cirpreme Cleanstart <sup>7</sup> Conquer <sup>1,7</sup> Curtail M <sup>♦</sup> Deploy <sup>♦</sup> Enforcer D Enforcer M <sup>♦</sup> Estaprop <sup>♦</sup> Everest GBX	Express FX <sup>7</sup> Express Pro <sup>*,7</sup> Express SG <sup>7</sup> Frontline XL <sup>♦</sup> Frontline 2,4-D <sup>♦</sup> Goldwing <sup>7</sup> Inferno Trio <sup>2,7</sup> Infinity Infinity FX Intruvix <sup>7</sup> KoAct <sup>7</sup> Lorox + MCPA <sup>♦</sup> MCPA (all forms) MP Foxy CRX MPower Extra <sup>♦</sup> OcTTain XL Olympus Pixxaro Predicade Prestige XC <sup>♦</sup>	Refine M <sup>*,1</sup> Refine SG Rexade Rezuvant Signal SFU Simplicity Spectrum <sup>♦</sup> Stellar <sup>♦</sup> Tandem Target <sup>♦</sup> Thumper <sup>♦</sup> Travallas Traxos Two Triton C Triton K Trophy <sup>♦</sup> Tundra Velocity m3	Altitude FX (C) Avenza Axial Axial X iPak Axial Xtreme Batalium Broadband Clever <sup>♦</sup> Everest Everest GBX Express FX <sup>7</sup> Express Pro <sup>7</sup> Express SG <sup>7</sup> Focus <sup>2,7</sup> Fortress Horizon <sup>♦</sup> Inferno Trio <sup>2,7</sup> Intruvix <sup>7</sup>	Liquid Achieve SC <sup>♦</sup> Lorox <sup>1</sup> + MCPA Luxxur Olympus Predicade Puma <sup>♦</sup> Rexade <sup>1</sup> Rezuvant Signal SFU Simplicity <sup>1</sup> Tandem Traxos Traxos Two Trifluralin <sup>♦</sup> Tundra Varro Velocity m3
<b>Oats</b>	Embutox <sup>♦</sup> MCPA <sup>1</sup> (all forms) Tropotox Plus <sup>*,5</sup>	Aim <sup>7</sup> Buctril M <sup>♦</sup> Cleanstart <sup>7</sup> Conquer <sup>1,7</sup> Curtail M <sup>♦</sup> Deploy <sup>♦</sup>	Express SG <sup>7</sup> Frontline XL <sup>♦</sup> Goldwing <sup>7</sup> Intruvix <sup>7</sup> Lorox + MCPA <sup>♦</sup> MCPA (all forms)	Prestige XC <sup>♦</sup> Refine M <sup>*,1</sup> Refine SG Spectrum <sup>♦</sup> Stellar <sup>♦</sup> Target <sup>♦</sup>	Express SG <sup>7</sup> Intruvix <sup>7</sup> Lorox + MCPA <sup>*,1</sup>	
<b>Fall Rye (spring application)</b>	MCPA <sup>1</sup> (all forms) Tropotox Plus <sup>*,5</sup>	2,4-D Aim <sup>7</sup> Buctril M <sup>♦</sup>	Conquer <sup>1,7</sup> Goldwing <sup>7</sup> MCPA (all forms)		Liquid Achieve SC <sup>♦</sup>	
<b>Triticale</b>		Aim <sup>7</sup> Conquer <sup>1,7</sup>	Goldwing <sup>7</sup> Infinity		Liquid Achieve SC <sup>♦</sup>	

♦ Other similar products can be found listed under this product.

<sup>1</sup> Suppression only

<sup>2</sup> All spring wheat except durum

<sup>3</sup> All spring wheats (including durum when tank mixed with 2,4-D ester)

<sup>4</sup> See page 40 for resistance information

<sup>5</sup> Top growth control

<sup>6</sup> Spring rosettes only

<sup>7</sup> Pre-seed treatment

<sup>8</sup> Requires addition of 200 g active ammonium sulfate(dry) per acre or 0.5 L/acre of 40% solution to control weed

## Herbicide Selector Chart – Cereals

Crop	Hemp-nettle	Knotweed	Kochia <sup>4</sup>			
<b>Barley</b>	Ally <sup>♦</sup> Attain XC <sup>♦,1</sup> Avenza Axial X iPak Barricade II <sup>♦</sup> Broadband <sup>1</sup> Cirpreme Deploy <sup>♦</sup> Enforcer D Enforcer M <sup>♦</sup> Express FX <sup>7</sup> Express Pro <sup>7</sup> Express SG <sup>7</sup> Frontline XL <sup>♦</sup> Hotshot <sup>1</sup> Infinity Infinity FX Intruvix <sup>7</sup> KoAct <sup>7</sup> Lorox + MCPA <sup>♦</sup>	MCPA <sup>1</sup> (all forms) MP Foxyy CRX OcTTain XL <sup>1</sup> Paradigm <sup>1</sup> Pixxaro Prestige XC <sup>♦,1</sup> Priority <sup>♦,7,1</sup> Refine M <sup>♦</sup> Refine SG Retain <sup>♦</sup> Rezuvant Sencor <sup>♦</sup> Spectrum <sup>♦</sup> Stellar <sup>♦</sup> Target <sup>♦</sup> Triton C Travallas Trophy <sup>♦</sup> Tropotox Plus <sup>♦</sup> Tundra	Target <sup>♦</sup> Trifluralin <sup>♦</sup>	2,4-D Aim <sup>7</sup> Ally <sup>♦</sup> Attain XC <sup>♦</sup> Avenza Axial X iPak Axial Xtreme Barricade II <sup>♦</sup> Blackhawk <sup>7</sup> Buctril M <sup>♦</sup> Cirpreme Conquer <sup>7</sup> Curtail M <sup>♦,1</sup> Deploy <sup>♦</sup> Distinct <sup>7</sup> Enforcer D Enforcer M <sup>♦</sup> Etaprop <sup>♦</sup> Express FX <sup>1</sup>	Express Pro <sup>♦,7</sup> Express SG <sup>7</sup> Fortress Frontline XL <sup>♦</sup> Goldwing <sup>7</sup> Heat <sup>8</sup> Hotshot Infinity Infinity FX Intruvix <sup>7</sup> KoAct <sup>7</sup> MCPA amine MCPA ester MCPA K-salt Momentum MP Foxyy CRX MPower Extra <sup>♦</sup> OcTTain XL Pardner <sup>♦</sup>	Paradigm <sup>1</sup> Pixxaro Prestige XC <sup>♦</sup> Pulsar Refine M <sup>♦</sup> Refine SG Retain <sup>♦</sup> Rezuvant Stellar <sup>♦</sup> Target <sup>♦</sup> Thumper <sup>♦</sup> Triton C Triton K Travallas Trophy <sup>♦</sup> Tundra
<b>Wheat (C - Group 2 tolerant wheat)</b>	Ally <sup>♦</sup> Altitude FX (C) Attain XC <sup>♦,1</sup> Avenza Axial X iPak Barricade II <sup>♦</sup> Broadband <sup>1</sup> Cirpreme Deploy <sup>♦</sup> Enforcer D Enforcer M <sup>♦</sup> Express FX <sup>7</sup> Express Pro <sup>7</sup> Express SG <sup>7</sup> Frontline XL <sup>♦</sup> Frontline 2,4-D <sup>♦,1</sup> Hotshot <sup>1</sup> Inferno Trio <sup>1,2,7</sup> Infinity Infinity FX Intruvix <sup>7</sup> KoAct <sup>7</sup> Lorox + MCPA <sup>♦</sup> Luxxur MCPA <sup>1</sup> (all forms) MP Foxyy CRX OcTTain XL <sup>1</sup>	Olympus Paradigm <sup>1</sup> Pixxaro Predicade Prestige XC <sup>♦,1</sup> Priority <sup>♦,7,1</sup> Refine M <sup>♦</sup> Refine SG Retain <sup>♦</sup> Rexade Rezuvant Sencor <sup>♦</sup> Signal SFU Simplicity Spectrum <sup>♦</sup> Stellar <sup>♦</sup> Tandem Target <sup>♦</sup> Travallas Traxos Two Tridem <sup>1</sup> Triton C Trophy <sup>♦</sup> Tropotox Plus <sup>♦</sup> Tundra Velocity m3	Target <sup>♦</sup> Varro	2,4-D Aim <sup>7</sup> Ally <sup>♦</sup> Altitude FX (C) Attain XC <sup>♦</sup> Avenza Axial X iPak Axial Xtreme Barricade II <sup>♦</sup> Batalium Blackhawk <sup>7</sup> Buctril M <sup>♦</sup> Cirpreme Conquer <sup>7</sup> Curtail M <sup>♦,1</sup> Deploy <sup>♦</sup> Distinct <sup>7</sup> Enforcer D Enforcer M <sup>♦</sup> Etaprop <sup>♦</sup> Everest GBX Express FX <sup>1</sup> Express SG <sup>7</sup> Express Pro <sup>♦,7</sup>	Focus <sup>1,2,7</sup> Fortress <sup>1</sup> Frontline XL <sup>♦</sup> Frontline 2,4-D <sup>♦</sup> Goldwing <sup>7</sup> Heat <sup>7</sup> Hotshot Intruvix <sup>7</sup> Inferno Trio <sup>2,7</sup> Infinity Infinity FX KoAct <sup>8</sup> MCPA amine MCPA ester MCPA K-salt Momentum MP Foxyy CRX MPower Extra <sup>♦</sup> OcTTain XL Olympus Paradigm <sup>1</sup> Pardner <sup>♦</sup>	Pixxaro Predicade Prestige XC <sup>♦</sup> Pulsar Refine M <sup>♦</sup> Refine SG Retain <sup>♦</sup> Rexade <sup>1</sup> Rezuvant Signal SFU Stellar <sup>♦</sup> Tandem Target <sup>♦</sup> Thumper <sup>♦</sup> Travallas Traxos Two Tridem Triton C Triton K Trophy <sup>♦</sup> Tundra Velocity m3
<b>Oats</b>	Deploy <sup>♦</sup> Express SG <sup>7</sup> Frontline XL <sup>♦</sup> Hotshot <sup>1</sup> Intruvix <sup>7</sup> Lorox + MCPA <sup>♦,1</sup> MCPA <sup>1</sup> (all forms) Prestige XC <sup>♦,1</sup>	Priority <sup>♦,8,1</sup> Refine M <sup>♦</sup> Refine SG Spectrum <sup>♦</sup> Stellar <sup>♦</sup> Target <sup>♦</sup> Tropotox Plus <sup>♦</sup>	Target <sup>♦</sup>	Aim <sup>7</sup> Buctril M <sup>♦</sup> Conquer <sup>7</sup> Curtail M <sup>♦,1</sup> Distinct <sup>7</sup> Deploy <sup>♦</sup> Enforcer M <sup>♦</sup> Express SG <sup>7</sup>	Frontline XL <sup>♦</sup> Goldwing <sup>7</sup> Heat <sup>7</sup> Hotshot Intruvix <sup>7</sup> MCPA MCPA amine MCPA ester	MCPA K-salt Prestige XC <sup>♦</sup> Pardner <sup>♦</sup> Refine M <sup>♦</sup> Refine SG Stellar <sup>♦</sup> Target <sup>♦</sup>
<b>Fall Rye (spring application)</b>	MCPA <sup>1</sup> (all forms)	Tropotox Plus <sup>♦</sup>		2,4-D Aim <sup>7</sup> Buctril M <sup>♦</sup>	Conquer <sup>7</sup> Goldwing <sup>7</sup> MCPA amine	MCPA ester MCPA K-salt Pardner <sup>♦</sup>
<b>Triticale</b>	Infinity			Aim <sup>7</sup> Distinct <sup>7</sup> Conquer <sup>7</sup>	Enforcer M <sup>♦</sup> Goldwing <sup>7</sup>	Infinity Pardner <sup>♦</sup>

♦ Other similar products can be found listed under this product.

<sup>1</sup> Suppression only

<sup>2</sup> All spring wheat except durum

<sup>3</sup> All spring wheats (including durum when tank mixed with 2,4-D ester)

<sup>4</sup> See page 40 for resistance information

<sup>5</sup> Top growth control

<sup>6</sup> Spring rosettes only

<sup>7</sup> Pre-seed treatment

<sup>8</sup> Requires addition of 200 g active ammonium sulfate(dry) per acre or 0.5 L/acre of 40% solution to control weed



## Herbicide Selector Chart – Cereals

Crop	Lady's Thumb/Annual Smartweed			Lamb's-quarters		
<b>Barley</b>	2,4-D Ally <sup>♦</sup> Attain XC <sup>♦</sup> Avenza Axial X iPak Barricade II <sup>♦</sup> Broadband Buctril M <sup>♦</sup> Cirpreme Deploy <sup>♦</sup> Distinct <sup>7</sup> Embutox <sup>♦,1</sup> Enforcer D Enforcer M <sup>♦</sup>	Engenia <sup>♦</sup> Estoprop <sup>♦</sup> Express FX <sup>7</sup> Express Pro <sup>♦,7</sup> Express SG <sup>7</sup> Hotshot Infinity FX Intruvix <sup>7</sup> Lorox + MCPA <sup>♦</sup> MCPA <sup>1</sup> (all forms) MP Foxy CRX OcTTain XL Pardner <sup>♦</sup> Pixxaro <sup>1</sup>	Prestige XC <sup>♦</sup> Refine M <sup>♦</sup> Refine SG Retain <sup>♦</sup> Rezuvant <sup>1</sup> Sencor <sup>♦</sup> Stellar <sup>♦</sup> Target <sup>♦</sup> Thumper <sup>♦</sup> Travallas Triton C Trophy <sup>♦,1</sup> Tundra	2,4-D Aim <sup>7</sup> Ally <sup>♦,1</sup> Attain XC <sup>♦</sup> Avenza Axial X iPak Barricade II <sup>♦</sup> Buctril M <sup>♦</sup> Cirpreme Conquer <sup>7</sup> Curtail M <sup>♦</sup> Deploy <sup>♦</sup> Distinct <sup>7</sup> Embutox <sup>♦</sup> Enforcer D Enforcer M <sup>♦</sup> Estoprop <sup>♦</sup> Express FX <sup>7</sup>	Express Pro <sup>♦,7</sup> Express SG <sup>7</sup> Frontline XL <sup>♦</sup> Fortress <sup>1</sup> Goldwing <sup>7</sup> Heat <sup>7</sup> Hotshot Infinity Infinity FX Intruvix <sup>7</sup> Lorox + MCPA <sup>♦</sup> MCPA (all forms) Mecoprop MP Foxy CRX MPower Extra <sup>♦</sup> OcTTain XL Pardner <sup>♦</sup> Pixxaro	Prestige XC <sup>♦</sup> Pulsar Refine M <sup>♦</sup> Refine SG Retain <sup>♦</sup> Rezuvant Sencor <sup>♦</sup> Spectrum <sup>♦</sup> Stellar <sup>♦</sup> Target <sup>♦</sup> Thumper <sup>♦</sup> Travallas Tropotox Plus <sup>♦</sup> Triton C Triton K Trophy <sup>♦</sup> Tundra
<b>Wheat (C - Group 2 tolerant wheat)</b>	2,4-D Ally <sup>♦</sup> Attain XC <sup>♦</sup> Avenza Axial X iPak Barricade II <sup>♦</sup> Batalium Broadband Buctril M <sup>♦</sup> Cirpreme Curtail M <sup>♦</sup> Deploy <sup>♦</sup> Distinct <sup>7</sup> Embutox <sup>♦,1</sup> Everest Everest GBX Enforcer M <sup>♦</sup> Engenia <sup>♦</sup>	Express FX <sup>7</sup> Express Pro <sup>♦,7</sup> Express SG <sup>7</sup> Frontline XL <sup>♦</sup> Frontline 2,4-D <sup>♦</sup> Hotshot Infinity FX Intruvix <sup>7</sup> Lorox + MCPA <sup>♦</sup> Luxxur MCPA <sup>1</sup> (all forms) MP Foxy CRX OcTTain XL Olympus Pardner <sup>♦</sup> Pixxaro <sup>1</sup> Predicade Prestige XC <sup>♦</sup>	Refine M <sup>♦</sup> Refine SG Retain <sup>♦</sup> Rezuvant <sup>1</sup> Sencor <sup>♦</sup> Signal SFU Simplicity Spectrum <sup>♦</sup> Stellar <sup>♦</sup> Tandem Target <sup>♦</sup> Thumper <sup>♦</sup> Travallas Tridem Triton C Trophy <sup>♦,1</sup> Tundra	2,4-D Aim <sup>7</sup> Ally <sup>♦,1</sup> Altitude FX (C) Attain XC <sup>♦</sup> Avenza Axial X iPak Barricade II <sup>♦</sup> Batalium Buctril M <sup>♦</sup> Cirpreme Conquer <sup>7</sup> Curtail M <sup>♦</sup> Deploy <sup>♦</sup> Distinct <sup>7</sup> Embutox <sup>♦</sup> Enforcer D Enforcer M <sup>♦</sup> Estoprop <sup>♦</sup> Everest GBX Express FX <sup>7</sup> Express Pro <sup>♦,7</sup> Express SG <sup>7</sup>	Focus <sup>1,2,7</sup> Fortess Frontline XL <sup>♦</sup> Frontline 2,4-D <sup>♦</sup> Goldwing <sup>7</sup> Heat <sup>7</sup> Hotshot Inferno Trio <sup>2,7</sup> Infinity Infinity FX Intruvix <sup>7</sup> Lorox + MCPA <sup>♦</sup> Luxxur <sup>8</sup> MCPA <sup>1</sup> (all forms) Mecoprop MP Foxy CRX MPower Extra <sup>♦</sup> OcTTain XL Olympus Pardner <sup>♦</sup> Prestige XC <sup>♦</sup> Pixxaro Predicade	Pulsar <sup>1</sup> Refine M <sup>♦</sup> Refine SG Retain <sup>♦</sup> Rexade Rezuvant <sup>1</sup> Sencor <sup>♦</sup> Signal SFU Spectrum <sup>♦</sup> Stellar <sup>♦</sup> Target <sup>♦</sup> Thumper <sup>♦</sup> Travallas TraxosTwo Tridem Triton C Triton K Trophy <sup>♦</sup> Tropotox Plus <sup>♦</sup> Tundra Varro <sup>1</sup> Velocity m3
<b>Oats</b>	Buctril M <sup>♦</sup> Curtail M <sup>♦</sup> Deploy <sup>♦</sup> Distinct <sup>7</sup> Embutox <sup>♦</sup> Engenia <sup>♦</sup> Express SG <sup>7</sup>	Frontline XL <sup>♦</sup> Hotshot Intruvix <sup>7</sup> Lorox + MCPA <sup>♦</sup> MCPA <sup>1</sup> (all forms) Pardner <sup>♦</sup>	Prestige XC <sup>♦</sup> Refine M <sup>♦</sup> Refine SG Spectrum <sup>♦</sup> Stellar <sup>♦</sup> Target <sup>♦</sup>	Aim <sup>7</sup> Buctril M <sup>♦</sup> Conquer <sup>7</sup> Curtail M <sup>♦</sup> Deploy <sup>♦</sup> Distinct <sup>7</sup> Embutox <sup>♦</sup> Enforcer M <sup>♦</sup>	Express SG <sup>7</sup> Frontline XL <sup>♦</sup> Goldwing <sup>7</sup> Heat <sup>7</sup> Hotshot Intruvix <sup>7</sup> Lorox + MCPA <sup>♦</sup> MCPA <sup>1</sup> (all forms)	Pardner <sup>♦</sup> Prestige XC <sup>♦</sup> Refine M <sup>♦</sup> Refine SG Spectrum <sup>♦</sup> Stellar <sup>♦</sup> Target <sup>♦</sup> Tropotox Plus <sup>♦</sup>
<b>Fall Rye (spring application)</b>	2,4-D Buctril M <sup>♦</sup>	MCPA <sup>1</sup> (all forms) Pardner <sup>♦</sup>		2,4-D Aim <sup>7</sup> Conquer <sup>7</sup>	Buctril M <sup>♦</sup> Goldwing <sup>7</sup> MCPA (all forms)	Pardner <sup>♦</sup> Tropotox Plus <sup>♦</sup>
<b>Triticale</b>	Distinct <sup>7</sup>	Pardner <sup>♦</sup>		Aim <sup>7</sup> Conquer <sup>7</sup> Distinct <sup>7</sup>	Enforcer M <sup>♦</sup> Goldwing <sup>7</sup>	Infinity Pardner <sup>♦</sup>

♦ Other similar products can be found listed under this product.

<sup>1</sup> Suppression only

<sup>2</sup> All spring wheat except durum

<sup>3</sup> All spring wheats (including durum when tank mixed with 2,4-D ester)

<sup>4</sup> See page 40 for resistance information

<sup>5</sup> Top growth control

<sup>6</sup> Spring rosettes only

<sup>7</sup> Pre-seed treatment

<sup>8</sup> Requires addition of 200 g active ammonium sulfate(dry) per acre or 0.5 L/acre of 40% solution to control weed

## Herbicide Selector Chart – Cereals

Crop	Leafy Spurge	Narrow-leaved Hawk's-beard		Night-flowering Catchfly	Perennial Sow-thistle	
<b>Barley</b>	2,4-D Attain XC <sup>♦,1</sup> MCPA <sup>1</sup> (all forms) OcTTain XL <sup>1</sup>	2,4-D Ally <sup>♦</sup> Avenza Barricade II <sup>♦</sup> Blackhawk <sup>7</sup> Cipreme Conquer <sup>1,7</sup> Deploy <sup>♦</sup> Embutox <sup>♦</sup> Express FX <sup>7</sup> Express Pro <sup>♦,7</sup> Express SG <sup>7</sup> Goldwing <sup>7</sup> Heat <sup>7</sup> Hotshot <sup>1</sup>	Infinity Infinity FX Intruvix <sup>7</sup> KoAct <sup>7</sup> MP Foxy CRX MPower Extra <sup>♦</sup> Priority <sup>♦,7,1</sup> Refine M <sup>♦</sup> Refine SG Retain <sup>♦</sup> Travallas Triton C Triton K Tundra	Barricade II <sup>♦</sup> Buctril M <sup>♦</sup> Conquer <sup>7</sup> Enforcer D Enforcer M <sup>♦</sup> Estaprop <sup>♦</sup> Express Pro <sup>7</sup> Goldwing <sup>7</sup> Sencor <sup>♦</sup> Target <sup>♦</sup> Thumper <sup>♦</sup> Travallas	2,4-D <sup>1</sup> Ally <sup>♦,1</sup> Attain XC <sup>♦,1</sup> Avenza <sup>1</sup> Axial X iPak <sup>1</sup> Barricade II <sup>♦</sup> Broadband <sup>1</sup> Buctril M <sup>♦,1</sup> Cipreme Curtail M <sup>♦,1</sup> Curtail M <sup>♦,5</sup> Deploy <sup>♦,1</sup> D/DX <sup>5</sup> Embutox <sup>♦</sup> Enforcer M <sup>♦,1</sup> Engenia <sup>♦,1</sup> Estaprop <sup>♦,5</sup> Frontline <sup>♦,1</sup> Hotshot <sup>1</sup>	Infinity <sup>1</sup> Infinity FX <sup>1</sup> Lontrel <sup>♦,5</sup> MCPA <sup>1</sup> (all forms) MP Foxy CRX <sup>1</sup> OcTTain XL <sup>1</sup> Paradigm <sup>1</sup> Prestige XC <sup>♦,5</sup> Priority <sup>♦,7,1</sup> Refine M <sup>♦,1</sup> Refine SG <sup>1</sup> Retain <sup>♦,1</sup> Rezuvant <sup>1</sup> Spectrum <sup>♦,1</sup> Target <sup>♦,5</sup> Triton C <sup>1</sup> Tropotox Plus <sup>♦,1</sup> Tundra <sup>1</sup>
<b>Wheat (C - Group 2 tolerant wheat)</b>	2,4-D Attain XC <sup>♦,1</sup> MCPA <sup>1</sup> (all forms) OcTTain XL <sup>1</sup>	2,4-D <sup>1</sup> Ally <sup>♦</sup> Avenza Barricade II <sup>♦</sup> Blackhawk <sup>7</sup> Cipreme Conquer <sup>1,7</sup> Deploy <sup>♦</sup> Embutox <sup>♦</sup> Express FX <sup>7</sup> Express Pro <sup>♦,7</sup> Express SG <sup>7</sup> Frontline 2,4-D <sup>♦</sup> Goldwing <sup>7</sup> Heat <sup>7</sup> Hotshot <sup>1</sup> Inferno Duo <sup>2,7</sup> Inferno Trio <sup>1,2,7</sup> Infinity	Infinity FX Intruvix <sup>7</sup> KoAct <sup>7</sup> Luxxur MP Foxy CRX MPower Extra <sup>♦</sup> Predicade Priority <sup>♦,7,1</sup> Refine M <sup>♦</sup> Refine SG Retain <sup>♦</sup> Signal SFU Travallas Tridem <sup>1</sup> Triton C Triton K Tundra Velocity m3	Barricade II <sup>♦</sup> Batalium Buctril M <sup>♦</sup> Conquer <sup>7</sup> Enforcer D Enforcer M <sup>♦</sup> Estaprop <sup>♦</sup> Express Pro <sup>7</sup> Goldwing <sup>7</sup> Predicade Rexade <sup>1</sup> Sencor <sup>♦</sup> Target <sup>♦</sup> Thumper <sup>♦</sup> Travallas	Ally <sup>♦</sup> Attain XC <sup>♦,1</sup> Avenza <sup>1</sup> Axial X iPak <sup>1</sup> Barricade II <sup>♦</sup> Broadband <sup>1</sup> Buctril M <sup>♦,1</sup> Cipreme Clever <sup>♦,1</sup> Curtail M <sup>♦,5</sup> Deploy <sup>♦,1</sup> Embutox <sup>♦,1</sup> Enforcer M <sup>♦,1</sup> Engenia <sup>♦,1</sup> Estaprop <sup>♦</sup> Frontline XL <sup>♦,1</sup> Frontline 2,4-D <sup>5</sup> Hotshot <sup>1</sup> Infinity <sup>1</sup> Infinity FX <sup>1</sup> Lontrel <sup>♦,5</sup>	Luxxur <sup>8</sup> MCPA <sup>1</sup> (all forms) MP Foxy CRX <sup>1</sup> OcTTain XL <sup>1</sup> Paradigm <sup>1</sup> Predicade Prestige XC <sup>♦</sup> Priority <sup>♦,7,1</sup> Refine M <sup>♦,1</sup> Refine SG <sup>1</sup> Retain <sup>♦,1</sup> Rezuvant <sup>1</sup> Signal SFU Spectrum <sup>♦,1</sup> Target <sup>♦,5</sup> Traxos Two <sup>1</sup> Tridem <sup>1</sup> Triton C <sup>1</sup> Tropotox Plus <sup>♦,1</sup> Tundra <sup>1</sup> Velocity m3 <sup>1</sup>
<b>Oats</b>	MCPA <sup>1</sup> (all forms)	Conquer <sup>1,7</sup> Deploy <sup>♦</sup> Embutox <sup>♦</sup> Express SG <sup>7</sup> Goldwing <sup>7</sup> Heat <sup>7</sup>	Hotshot <sup>1</sup> Intruvix <sup>7</sup> Priority <sup>♦,7,1</sup> Refine M <sup>♦</sup> Refine SG	Buctril M <sup>♦</sup> Conquer <sup>7</sup> Goldwing <sup>7</sup> Target <sup>♦</sup>	Buctril M <sup>♦,1</sup> Curtail M <sup>♦,5</sup> Deploy <sup>♦,1</sup> Embutox <sup>♦,1</sup> Engenia <sup>♦,1</sup> Frontline XL <sup>♦,1</sup> Hotshot <sup>1</sup> Lontrel <sup>♦,5</sup>	MCPA <sup>1</sup> (all forms) Prestige XC <sup>♦,5</sup> Priority <sup>♦,7,1</sup> Refine M <sup>♦,1</sup> Refine SG <sup>1</sup> Spectrum <sup>♦,1</sup> Target <sup>♦,5</sup> Tropotox Plus <sup>♦,1</sup>
<b>Fall Rye (spring application)</b>	2,4-D MCPA <sup>1</sup> (all forms)	2,4-D <sup>1</sup> Conquer <sup>1,7</sup>	Goldwing <sup>7</sup>	Buctril M <sup>♦</sup> Conquer <sup>7</sup> Goldwing <sup>7</sup>	Buctril M <sup>♦,1</sup> MCPA <sup>1</sup> (all forms)	Tropotox Plus <sup>♦,1</sup>
<b>Triticale</b>		Conquer <sup>1,7</sup> Infinity	Goldwing <sup>7</sup>	Conquer <sup>7</sup> Goldwing <sup>7</sup>	Infinity <sup>1</sup>	

♦ Other similar products can be found listed under this product.

<sup>1</sup> Suppression only

<sup>2</sup> All spring wheat except durum

<sup>3</sup> All spring wheats (including durum when tank mixed with 2,4-D ester)

<sup>4</sup> See page 40 for resistance information

<sup>5</sup> Top growth control

<sup>6</sup> Spring rosettes only

<sup>7</sup> Pre-seed treatment

<sup>8</sup> Requires addition of 200 g active ammonium sulfate(dry) per acre or 0.5 L/acre of 40% solution to control weed

## Herbicide Selector Chart – Cereals

Crop	Persian Darnel	Prostrate Pigweed	Quack Grass	Ragweed		
<b>Barley</b>	Express FX <sup>7</sup> Express Pro <sup>♦</sup> Express SG Intruvix <sup>7</sup> Liquid Achieve SC <sup>♦</sup> Trifluralin <sup>♦</sup>	2,4-D Aim <sup>7</sup> Ally <sup>♦</sup> Blackhawk <sup>7</sup> MCPA K-salt Target <sup>♦</sup>	glyphosate (pre-harvest)	2,4-D Attain XC <sup>♦</sup> Avenza Axial X iPak Buctril M <sup>♦</sup> Cirpreme Distinct <sup>7</sup> Embutox <sup>♦</sup> Enforcer M <sup>♦</sup> Estaprop <sup>♦</sup>	Express FX <sup>7</sup> Express Pro <sup>7</sup> Express SG <sup>7</sup> Frontline XL <sup>♦</sup> Hotshot Infinity Infinity FX Intruvix <sup>7</sup> Lorox + MCPA <sup>♦</sup> MCPA (all forms)	OcTTain XL Pardner <sup>♦</sup> Pixxaro Rezuvant Stellar <sup>♦</sup> Target <sup>♦</sup> Thumper <sup>♦</sup> Trophy <sup>♦</sup> Tropotox Plus <sup>♦</sup>
<b>Wheat (C - Group 2 tolerant wheat)</b>	Altitude FX (C) Express FX <sup>7</sup> Express Pro <sup>♦</sup> Express SG Horizon <sup>♦</sup> Intruvix <sup>7</sup> Liquid Achieve SC <sup>♦</sup> Luxxur <sup>1</sup> Olympus Predicade <sup>1</sup> Traxos Traxos Two Varro <sup>1</sup> Velocity m3 <sup>1</sup>	2,4-D Aim <sup>7</sup> Ally <sup>♦</sup> Blackhawk <sup>7</sup> MCPA K-salt Target <sup>♦</sup>	glyphosate (pre-harvest)	2,4-D Attain XC <sup>♦</sup> Avenza Axial X iPak Basagran <sup>♦,2</sup> Batalium Buctril M <sup>♦</sup> Cirpreme Distinct <sup>7</sup> Embutox <sup>♦</sup> Enforcer M <sup>♦</sup> Estaprop <sup>♦</sup>	Express FX <sup>7</sup> Express Pro <sup>7</sup> Express SG <sup>7</sup> Frontline XL <sup>♦</sup> Frontline 2,4-D <sup>♦</sup> Hotshot Infinity Infinity FX Intruvix <sup>7</sup> Lorox + MCPA <sup>♦</sup> MCPA (all forms) OcTTain XL	Olympus Pardner <sup>♦</sup> Pixxaro Rexade Rezuvant Stellar <sup>♦</sup> Target <sup>♦</sup> Thumper <sup>♦</sup> Traxos Two Trophy <sup>♦</sup> Tropotox Plus <sup>♦</sup>
<b>Oats</b>	Express SG <sup>7</sup> Intruvix <sup>7</sup>	Aim <sup>7</sup> MCPA K-salt Target <sup>♦</sup>	glyphosate (pre-harvest)	Buctril M <sup>♦</sup> Distinct <sup>7</sup> Embutox <sup>♦</sup> Express SG <sup>7</sup>	Frontline XL <sup>♦</sup> Hotshot Intruvix <sup>7</sup> Lorox + MCPA <sup>♦</sup> MCPA (all forms)	Pardner <sup>♦</sup> Stellar <sup>♦</sup> Target <sup>♦</sup> Tropotox Plus <sup>♦</sup>
<b>Fall Rye (spring application)</b>	Liquid Achieve SC <sup>♦</sup>	2,4-D Aim <sup>7</sup> MCPA K-salt		2,4-D Buctril M <sup>♦</sup>	MCPA (all forms) Pardner <sup>♦</sup>	Tropotox Plus <sup>♦</sup>
<b>Triticale</b>	Liquid Achieve SC <sup>♦</sup>	Aim <sup>7</sup>		Distinct <sup>7</sup>	Infinity	Pardner <sup>♦</sup>

♦ Other similar products can be found listed under this product.

<sup>1</sup> Suppression only

<sup>2</sup> All spring wheat except durum

<sup>3</sup> All spring wheats (including durum when tank mixed with 2,4-D ester)

<sup>4</sup> See page 40 for resistance information

<sup>5</sup> Top growth control

<sup>6</sup> Spring rosettes only

<sup>7</sup> Pre-seed treatment

<sup>8</sup> Requires addition of 200 g active ammonium sulfate(dry) per acre or 0.5 L/acre of 40% solution to control weed

## Herbicide Selector Chart – Cereals

Crop	Redroot Pigweed			Round-leaved Mallow	Russian Pigweed
<b>Barley</b>	2,4-D Aim <sup>7</sup> Ally <sup>♦</sup> Attain XC <sup>♦</sup> Avena Axial X iPak Barricade II <sup>♦</sup> Blackhawk <sup>7</sup> Broadband <sup>1</sup> Buctril M <sup>♦</sup> Cirpreme Conquer <sup>7</sup> Curtail M <sup>♦</sup> Deploy <sup>♦</sup> Distinct <sup>7</sup> Embutox <sup>♦</sup> Enforcer D Enforcer M <sup>♦</sup> Estaprop <sup>♦</sup>	Express FX <sup>7</sup> Express Pro <sup>♦,7</sup> Express SG <sup>7</sup> Fortress <sup>1</sup> Frontline XL <sup>♦</sup> Goldwing <sup>7</sup> Heat <sup>7</sup> Hotshot <sup>1</sup> Infinity Infinity FX Intruvix <sup>7</sup> Lorox + MCPA <sup>♦</sup> MCPA <sup>1</sup> (all forms) MP Foxy CRX MPower Extra <sup>♦</sup> OcTTain XL Paradigm Pardner <sup>♦</sup> Pixxaro	Prestige XC <sup>♦</sup> Priority <sup>♦,7,1</sup> Pulsar <sup>1</sup> Refine M <sup>♦</sup> Refine SG Retain <sup>♦</sup> Rezuvant Sencor <sup>♦</sup> Spectrum <sup>♦</sup> Stellar <sup>♦</sup> Target <sup>♦</sup> Thumper <sup>♦</sup> Travallas Triton C Triton K Trophy <sup>♦</sup> Tropotox Plus <sup>♦</sup> Tundra	Aim <sup>7</sup> Attain XC <sup>♦</sup> Axial X iPak Barricade II <sup>♦</sup> Cirpreme Deploy <sup>♦,1</sup> Enforcer D Estaprop <sup>♦</sup> Goldwing <sup>7</sup> Heat <sup>7</sup> Infinity <sup>1</sup> Infinity FX <sup>1</sup> MP Foxy CRX OcTTain XL Prestige XC <sup>♦</sup> Refine M <sup>♦,1</sup> Refine SG <sup>1</sup> Retain <sup>♦,1</sup> Rezuvant Triton C	2,4-D Blackhawk <sup>7</sup> Curtail M <sup>♦</sup> Estaprop <sup>♦</sup> Express Pro <sup>♦,7</sup> Frontline XL <sup>♦</sup> Hotshot MCPA (all forms) MPower Extra <sup>♦</sup> Prestige XC <sup>♦</sup> Stellar <sup>♦</sup> Triton K
<b>Wheat (C - Group 2 tolerant wheat)</b>	2,4-D Aim <sup>7</sup> Ally <sup>♦</sup> Altitude FX (C) Attain XC <sup>♦</sup> Avena Axial X iPak Barricade II <sup>♦</sup> Batalium Blackhawk <sup>7</sup> Broadband <sup>1</sup> Buctril M <sup>♦</sup> Cirpreme Conquer <sup>7</sup> Curtail M <sup>♦</sup> Deploy <sup>♦</sup> Distinct <sup>7</sup> Embutox <sup>♦</sup> Enforcer D Enforcer M <sup>♦</sup> Estaprop <sup>♦</sup> Everest <sup>♦</sup> Everest GBX Express FX <sup>7</sup>	Express SG <sup>7</sup> Focus <sup>2,7</sup> Frontline XL <sup>♦</sup> Frontline 2,4-D <sup>♦</sup> Goldwing <sup>7</sup> Heat <sup>7</sup> Hotshot <sup>1</sup> Inferno Trio <sup>2,7</sup> Infinity Infinity FX Intruvix <sup>7</sup> Lorox + MCPA <sup>♦</sup> Luxxur MCPA <sup>1</sup> (all forms) MP Foxy CRX MPower Extra <sup>♦</sup> OcTTain XL Olympus Paradigm Pixxaro Predicade Prestige XC <sup>♦</sup> Priority <sup>♦,7,1</sup>	Pulsar <sup>1</sup> Refine M <sup>♦</sup> Refine SG Retain <sup>♦</sup> Rexade Rezuvant Sencor <sup>♦</sup> Signal SFU Simplicity Spectrum <sup>♦</sup> Stellar <sup>♦</sup> Tandem Target <sup>♦</sup> Thumper <sup>♦</sup> Travallas Traxos Two <sup>1</sup> Tridem <sup>1</sup> Triton C Triton K Trophy <sup>♦</sup> Tropotox Plus <sup>♦</sup> Tundra Varro Velocity m3	Aim <sup>7</sup> Altitude FX <sup>1</sup> (C) Attain XC <sup>♦</sup> Axial X iPak Barricade II <sup>♦</sup> Cirpreme Deploy <sup>♦,1</sup> Enforcer D Estaprop <sup>♦</sup> Goldwing <sup>7</sup> Heat <sup>7</sup> Infinity <sup>1</sup> Infinity FX <sup>1</sup> Luxxur <sup>1</sup> MP Foxy CRX OcTTain XL Predicade Prestige XC <sup>♦</sup> Refine M <sup>♦,1</sup> Refine SG <sup>1</sup> Retain <sup>♦,1</sup> Rexade Rezuvant Traxos Two Triton C Varro <sup>1</sup>	2,4-D Blackhawk <sup>7</sup> Curtail M <sup>♦</sup> Estaprop <sup>♦</sup> Express Pro <sup>♦,7</sup> Frontline XL <sup>♦</sup> Hotshot MCPA (all forms) MPower Extra <sup>♦</sup> Prestige XC <sup>♦</sup> Simplicity <sup>1</sup> Stellar <sup>♦</sup> Triton K Velocity m3
<b>Oats</b>	Aim <sup>7</sup> Buctril M <sup>♦</sup> Conquer <sup>7</sup> Curtail M <sup>♦</sup> Deploy <sup>♦</sup> Distinct <sup>7</sup> Embutox <sup>♦</sup> Enforcer M <sup>♦</sup>	Express SG <sup>7</sup> Frontline XL <sup>♦</sup> Goldwing <sup>7</sup> Heat <sup>7</sup> Hotshot <sup>1</sup> Intruvix <sup>7</sup> Lorox + MCPA <sup>♦</sup> MCPA <sup>1</sup> (all forms)	Prestige XC <sup>♦</sup> Priority <sup>♦,7,1</sup> Refine M <sup>♦</sup> Refine SG Spectrum <sup>♦</sup> Stellar <sup>♦</sup> Target <sup>♦</sup> Tropotox Plus <sup>♦</sup>	Aim <sup>7</sup> Deploy <sup>1,♦</sup> Goldwing <sup>7</sup> Heat <sup>7</sup> Prestige XC <sup>♦</sup> Refine M <sup>♦,1</sup> Refine SG <sup>1</sup>	Curtail M <sup>♦</sup> Frontline XL <sup>♦</sup> Hotshot MCPA (all forms) Stellar <sup>♦</sup>
<b>Fall Rye (spring application)</b>	2,4-D Aim <sup>7</sup> Buctril M <sup>♦</sup>	Conquer <sup>7</sup> Goldwing <sup>7</sup>	MCPA <sup>1</sup> (all forms) Tropotox Plus <sup>♦</sup>	Aim <sup>7</sup> Goldwing <sup>7</sup>	2,4-D MCPA (all forms)
<b>Triticale</b>	Aim <sup>7</sup> Conquer <sup>7</sup>	Distinct <sup>7</sup> Enforcer M <sup>♦</sup>	Goldwing <sup>7</sup> Infinity	Aim <sup>7</sup> Goldwing <sup>7</sup> Infinity <sup>1</sup>	

♦ Other similar products can be found listed under this product.

<sup>1</sup> Suppression only

<sup>2</sup> All spring wheat except durum

<sup>3</sup> All spring wheats (including durum when tank mixed with 2,4-D ester)

<sup>4</sup> See page 40 for resistance information

<sup>5</sup> Top growth control

<sup>6</sup> Spring rosettes only

<sup>7</sup> Pre-seed treatment

<sup>8</sup> Requires addition of 200 g active ammonium sulfate(dry) per acre or 0.5 L/acre of 40% solution to control weed

## Herbicide Selector Chart – Cereals

Crop	Scentless					
	Russian Thistle <sup>4</sup>		Chamomile	Shepherd's-purse		
<b>Barley</b>	2,4-D Aim <sup>7</sup> Ally <sup>*,1</sup> Attain XC <sup>♦</sup> Avenza Axial X iPak Barricade II <sup>♦</sup> Blackhawk <sup>7</sup> Buctril M <sup>♦</sup> Deploy <sup>♦</sup> Enforcer D Enforcer M <sup>♦</sup> Estaprop <sup>♦</sup> Express FX <sup>7</sup> Express Pro <sup>*,7</sup> Express SG <sup>7</sup> Fortress <sup>1</sup> Hotshot	Infinity Infinity FX Intruvix <sup>7</sup> MP Foxy CRX MPower Extra <sup>♦</sup> OcTTain XL Pardner <sup>♦</sup> Pulsar Refine M <sup>♦</sup> Refine SG Retain <sup>♦</sup> Sencor <sup>♦</sup> Target <sup>♦</sup> Thumper <sup>♦</sup> Travallas Trifluralin <sup>♦</sup> Triton C Tundra	Ally <sup>♦</sup> Buctril M <sup>♦</sup> Curtail M <sup>♦</sup> Deploy <sup>*,1</sup> Enforcer M <sup>♦</sup> Express FX <sup>7</sup> Express Pro <sup>7</sup> Express SG <sup>1,7</sup> Intruvix <sup>1,7</sup> Lontrel <sup>♦</sup> MP Foxy CRX <sup>1</sup> Prestige XC <sup>♦</sup> Refine M <sup>*,1</sup> Refine SG <sup>1</sup> Retain <sup>*,1</sup> Triton C <sup>1</sup>	2,4-D Aim <sup>7</sup> Ally <sup>♦</sup> Attain XC <sup>♦</sup> Avenza Axial X iPak Barricade II <sup>♦</sup> Blackhawk <sup>7</sup> Broadband Buctril M <sup>♦</sup> Cirpreme Curtail M <sup>♦</sup> Deploy <sup>♦</sup> Embutox <sup>♦</sup> Enforcer D Enforcer M <sup>♦</sup>	Estaprop <sup>♦</sup> Express Pro <sup>*,7</sup> Frontline XL <sup>♦</sup> Hotshot Infinity Infinity FX KoAct <sup>7</sup> Lorox + MCPA <sup>♦</sup> MCPA (all forms) MP Foxy CRX MPower Extra <sup>♦</sup> OcTTain XL Paradigm Pixxaro Prestige XC <sup>♦</sup>	Priority <sup>*,7</sup> Refine M <sup>♦</sup> Refine SG Retain <sup>♦</sup> Rezuvant Spectrum <sup>♦</sup> Stellar <sup>♦</sup> Target <sup>♦</sup> Thumper <sup>♦</sup> Travallas Triton C Triton K Trophy <sup>♦</sup> Tropotox Plus <sup>♦</sup> Tundra
<b>Wheat (C - Group 2 tolerant wheat)</b>	2,4-D Aim <sup>7</sup> Ally <sup>*,1</sup> Altitude FX <sup>1</sup> (C) Attain XC <sup>♦</sup> Avenza Axial X iPak Barricade II <sup>♦</sup> Batalium Blackhawk <sup>7</sup> Buctril M <sup>♦</sup> Deploy <sup>♦</sup> Enforcer D Enforcer M <sup>♦</sup> Estaprop <sup>♦</sup> Express FX <sup>7</sup> Express Pro <sup>*,7</sup> Express SG <sup>7</sup> Fortress <sup>1</sup> Frontline 2,4-D <sup>♦</sup> Hotshot Inferno Trio <sup>2,7</sup> Infinity	Infinity FX Intruvix <sup>7</sup> Luxxur <sup>1</sup> MP Foxy CRX MPower Extra <sup>♦</sup> OcTTain XL Olympus Pardner <sup>♦</sup> Pulsar Predicade Refine M <sup>♦</sup> Refine SG Retain <sup>♦</sup> Rexade Sencor <sup>♦</sup> Signal SFU Target <sup>♦</sup> Thumper <sup>♦</sup> Travallas Triton C Tundra Varro <sup>1</sup> Velocity m3	Ally <sup>♦</sup> Batalium Buctril M <sup>♦</sup> Curtail M <sup>♦</sup> Deploy <sup>*,1</sup> Enforcer M <sup>♦</sup> Express FX <sup>7</sup> Express Pro <sup>7</sup> Express SG <sup>1,7</sup> Intruvix <sup>1,7</sup> Lontrel <sup>♦</sup> Luxxur MP Foxy CRX <sup>1</sup> Predicade Prestige XC <sup>♦</sup> Refine M <sup>*,1</sup> Refine SG <sup>1</sup> Retain <sup>*,1</sup> Signal SFU <sup>1</sup> Triton C <sup>1</sup>	2,4-D Aim <sup>7</sup> Ally <sup>♦</sup> Altitude FX (C) Attain XC <sup>♦</sup> Avenza Axial X iPak Barricade II <sup>♦</sup> Batalium Blackhawk <sup>7</sup> Broadband Buctril M <sup>♦</sup> Cirpreme Curtail M <sup>♦</sup> Deploy <sup>♦</sup> Embutox <sup>♦</sup> Enforcer D Enforcer M <sup>♦</sup> Estaprop <sup>♦</sup> Everest GBX Everest <sup>*,1</sup>	Express Pro <sup>*,7</sup> Frontline XL <sup>♦</sup> Frontline 2,4-D <sup>♦</sup> Hotshot Inferno Duo <sup>2,7</sup> Inferno Trio <sup>2,7</sup> Infinity Infinity FX KoAct <sup>7</sup> Lorox + MCPA <sup>♦</sup> Luxxur MCPA (all forms) MP Foxy CRX MPower Extra <sup>♦</sup> OcTTain XL Paradigm Pixxaro Predicade Prestige XC <sup>♦</sup> Priority <sup>*,7</sup> Refine M <sup>♦</sup>	Refine SG Retain <sup>♦</sup> Rexade Rezuvant Sencor <sup>♦</sup> Signal SFU Simplicity Spectrum <sup>♦</sup> Stellar <sup>♦</sup> Target <sup>♦</sup> Thumper <sup>♦</sup> Travallas Traxos Two Tridem Triton C Triton K Trophy <sup>♦</sup> Tropotox Plus <sup>♦</sup> Tundra Varro Velocity m3
<b>Oats</b>	Aim <sup>7</sup> Buctril M <sup>♦</sup> Deploy <sup>♦</sup> Express SG <sup>7</sup> Hotshot	Intruvix <sup>7</sup> Pardner <sup>♦</sup> Refine M <sup>♦</sup> Refine SG Target <sup>♦</sup>	Buctril M <sup>♦</sup> Curtail M <sup>♦</sup> Deploy <sup>*,1</sup> Express SG <sup>1,7</sup> Intruvix <sup>1,7</sup> Lontrel <sup>♦</sup> Prestige XC <sup>♦</sup> Refine M <sup>*,1</sup> Refine SG <sup>1</sup>	Aim <sup>7</sup> Buctril M <sup>♦</sup> Curtail M <sup>♦</sup> Deploy <sup>♦</sup> Embutox <sup>♦</sup> Frontline XL <sup>♦</sup> Hotshot	Intruvix <sup>1</sup> Lorox + MCPA <sup>♦</sup> MCPA (all forms) Prestige XC <sup>♦</sup> Priority <sup>*,7</sup> Refine M <sup>♦</sup> Refine SG	Spectrum <sup>♦</sup> Stellar <sup>♦</sup> Target <sup>♦</sup> Tropotox Plus <sup>♦</sup>
<b>Fall Rye (spring application)</b>	2,4-D Aim <sup>7</sup>	Buctril M <sup>♦</sup> Pardner <sup>♦</sup>	Buctril M <sup>♦</sup>	2,4-D Aim <sup>7</sup> Buctril M <sup>♦</sup>	MCPA (all forms) Tropotox Plus <sup>♦</sup>	
<b>Triticale</b>	Aim <sup>7</sup> Infinity	Pardner <sup>♦</sup>		Aim <sup>7</sup> Infinity		

♦ Other similar products can be found listed under this product.

<sup>1</sup> Suppression only

<sup>2</sup> All spring wheat except durum

<sup>3</sup> All spring wheats (including durum when tank mixed with 2,4-D ester)

<sup>4</sup> See page 40 for resistance information

<sup>5</sup> Top growth control

<sup>6</sup> Spring rosettes only

<sup>7</sup> Pre-seed treatment

<sup>8</sup> Requires addition of 200 g active ammonium sulfate(dry) per acre or 0.5 L/acre of 40% solution to control weed

## Herbicide Selector Chart – Cereals

Crop	Stinkweed				Stork's-bill	
<b>Barley</b>	2,4-D Aim <sup>7</sup> Ally <sup>♦</sup> Assert <sup>♦</sup> Attain XC <sup>♦</sup> Avenza Axial X iPak Barricade II <sup>♦</sup> Blackhawk <sup>7</sup> Broadband Buctril M <sup>♦</sup> Cirpreme Conquer <sup>1,7</sup> Curtail M <sup>♦</sup>	Deploy <sup>♦</sup> Embutox <sup>♦</sup> Enforcer D Enforcer M <sup>♦</sup> Estaprop <sup>♦</sup> Express FX <sup>7</sup> Express Pro <sup>♦,7</sup> Express SG <sup>7</sup> Frontline XL <sup>♦</sup> Goldwing <sup>7</sup> Heat <sup>7</sup> Hotshot Infinity Infinity FX	Intruvix <sup>7</sup> Lorox + MCPA <sup>♦</sup> MCPA (all forms) MP Foxyy CRX MPower Extra <sup>♦</sup> OcTTain XL Paradigm Pardner <sup>♦</sup> Pixxaro Prestige XC <sup>♦</sup> Priority <sup>♦,7</sup> Refine M <sup>♦</sup> Refine SG	Retain <sup>♦</sup> Rezuvant Sencor <sup>♦</sup> Spectrum <sup>♦</sup> Stellar <sup>♦</sup> Target <sup>♦</sup> Thumper <sup>♦</sup> Travallas Triton C Triton K Trophy <sup>♦</sup> Tropotox Plus <sup>♦</sup> Tundra	Ally <sup>♦</sup> Attain XC <sup>♦</sup> Avenza Axial Xtreme <sup>1</sup> Barricade II <sup>♦</sup> Cirpreme Deploy <sup>♦,1</sup> Enforcer D Enforcer M <sup>♦,1</sup> Estaprop <sup>♦</sup> FrontlineXL <sup>1</sup> Infinity FX Lorox + MCPA <sup>♦</sup> Momentum <sup>1</sup>	MP Foxyy CRX <sup>1</sup> OcTTain XL Prestige XC <sup>♦</sup> Pulsar <sup>1</sup> Refine M <sup>♦,1</sup> Refine SG <sup>1</sup> Retain <sup>♦,1</sup> Rezuvant Spectrum <sup>♦</sup> Stellar <sup>♦,1</sup> Travallas Triton C <sup>1</sup> Trophy <sup>♦,1</sup>
<b>Wheat (C - Group 2 tolerant wheat)</b>	2,4-D Aim <sup>7</sup> Ally <sup>♦</sup> Altitude FX (C) Assert <sup>♦</sup> Attain XC <sup>♦</sup> Avenza Axial X iPak Barricade II <sup>♦</sup> Batalium Blackhawk <sup>7</sup> Broadband Buctril M <sup>♦</sup> Cirpreme Conquer <sup>1,7</sup> Curtail M <sup>♦</sup> Deploy <sup>♦</sup> Embutox <sup>♦</sup> Enforcer D	Enforcer M <sup>♦</sup> Estaprop <sup>♦</sup> Everest <sup>♦</sup> Everest GBX Express FX <sup>7</sup> Express Pro <sup>♦,7</sup> Express SG <sup>7</sup> Focus <sup>1,2,7</sup> Frontline XL <sup>♦</sup> Frontline 2,4-D <sup>♦</sup> Goldwing <sup>7</sup> Heat <sup>7</sup> Hotshot Inferno Trio <sup>2,7</sup> Infinity Infinity FX Intruvix <sup>7</sup>	Lorox + MCPA <sup>♦</sup> Luxxur MCPA (all forms) MP Foxyy CRX MPower Extra <sup>♦</sup> OcTTain XL Olympus Paradigm Pardner <sup>♦</sup> Pixxaro Predicade Prestige XC <sup>♦</sup> Priority <sup>♦,7</sup> Refine M <sup>♦</sup> Refine SG Retain <sup>♦</sup> Rexade	Rezuvant Sencor <sup>♦</sup> Spectrum <sup>♦</sup> Signal SFU Stellar <sup>♦</sup> Target <sup>♦</sup> Thumper <sup>♦</sup> Travallas Traxos Two Tridem Triton C Triton K Trophy <sup>♦</sup> Tropotox Plus <sup>♦</sup> Tundra Varro Velocity m3	Ally <sup>♦</sup> Altitude FX <sup>1</sup> (C) Attain XC <sup>♦</sup> Avenza Axial Xtreme <sup>1</sup> Barricade II <sup>♦</sup> Cirpreme Deploy <sup>♦,1</sup> Enforcer D Enforcer M <sup>♦,1</sup> Estaprop <sup>♦</sup> Frontline XL <sup>♦,1</sup> Infinity FX Lorox + MCPA <sup>♦</sup> Momentum <sup>1</sup> MP Foxyy CRX <sup>1</sup> OcTTain XL	Predicade Prestige XC <sup>♦</sup> Pulsar <sup>1</sup> Refine M <sup>♦,1</sup> Refine SG <sup>1</sup> Retain <sup>♦,1</sup> Rezuvant Signal SFU <sup>1</sup> Spectrum <sup>♦</sup> Stellar <sup>♦,1</sup> Tandem <sup>1</sup> Travallas TraxosTwo Triton C <sup>1</sup> Trophy <sup>♦,1</sup>
<b>Oats</b>	Aim <sup>7</sup> Buctril M <sup>♦</sup> Conquer <sup>1,7</sup> Curtail M <sup>♦</sup> Deploy <sup>♦</sup> Embutox <sup>♦</sup>	Express SG <sup>7</sup> Frontline XL <sup>♦</sup> Goldwing <sup>7</sup> Heat <sup>7</sup> Hotshot Intruvix <sup>7</sup>	Lorox + MCPA <sup>♦</sup> MCPA (all forms) Pardner <sup>♦</sup> Prestige XC <sup>♦</sup> Priority <sup>♦,7</sup> Refine M <sup>♦</sup>	Refine SG Spectrum <sup>♦</sup> Stellar <sup>♦</sup> Target <sup>♦</sup> Tropotox Plus <sup>♦</sup>	Deploy <sup>1</sup> Frontline XL <sup>♦,1</sup> Lorox + MCPA <sup>♦</sup> Prestige XC <sup>♦</sup>	Refine M <sup>♦,1</sup> Refine SG <sup>1</sup> Spectrum <sup>♦</sup> Stellar <sup>♦,1</sup>
<b>Fall Rye (spring application)</b>	2,4-D Aim <sup>7</sup>	Buctril M <sup>♦</sup> Conquer <sup>1,7</sup>	Goldwing <sup>7</sup> MCPA (all forms)	Pardner <sup>♦</sup> Tropotox Plus <sup>♦</sup>		
<b>Triticale</b>	Aim <sup>7</sup> Conquer <sup>1,7</sup>	Goldwing <sup>7</sup>	Infinity	Pardner <sup>♦</sup>		

♦ Other similar products can be found listed under this product.

<sup>1</sup> Suppression only

<sup>2</sup> All spring wheat except durum

<sup>3</sup> All spring wheats (including durum when tank mixed with 2,4-D ester)

<sup>4</sup> See page 40 for resistance information

<sup>5</sup> Top growth control

<sup>6</sup> Spring rosettes only

<sup>7</sup> Pre-seed treatment

<sup>8</sup> Requires addition of 200 g active ammonium sulfate(dry) per acre or 0.5 L/acre of 40% solution to control weed

## Herbicide Selector Chart – Cereals

Crop	Tall Buttercup	Tartary Buckwheat	Toadflax		
<b>Barley</b>	MCPA amine MCPA Na-salt Tropotox Plus <sup>*,5</sup>	Ally <sup>♦</sup> Assert <sup>♦,1</sup> Attain XC <sup>♦</sup> Buctril M <sup>♦</sup> Curtail M <sup>♦</sup> Deploy <sup>♦</sup> Enforcer M <sup>♦</sup>	Engenia <sup>♦</sup> Estaprop <sup>♦</sup> Hotshot Lorox + MCPA <sup>♦</sup> MCPA <sup>1</sup> (all forms) MP Foxy CRX OcTtain XL	Pardner <sup>♦</sup> Prestige XC <sup>♦</sup> Refine M <sup>♦</sup> Refine SG Target <sup>♦</sup> Thumper <sup>♦</sup>	Ally <sup>♦,1</sup> Deploy <sup>♦,1</sup> Estaprop <sup>♦,1</sup> Refine M <sup>♦,1</sup> Refine SG <sup>1</sup> Retain <sup>♦,1</sup> Triton C <sup>1</sup>
<b>Wheat (C - Group 2 tolerant wheat)</b>	MCPA amine MCPA Na-salt Tropotox Plus <sup>*,5</sup>	Ally <sup>♦</sup> Assert <sup>1♦</sup> Attain XC <sup>♦</sup> Batalium Buctril M <sup>♦</sup> Curtail M <sup>♦</sup> Deploy <sup>♦</sup> Enforcer M <sup>♦</sup> Engenia <sup>♦</sup>	Estaprop <sup>♦</sup> Frontline 2,4-D <sup>♦</sup> Hotshot Lorox + MCPA <sup>♦</sup> MCPA <sup>1</sup> (all forms) MP Foxy CRX OcTtain XL Pardner <sup>♦</sup> Prestige XC <sup>♦</sup>	Refine M <sup>♦</sup> Refine SG Sencor <sup>♦</sup> Signal SFU Target <sup>♦</sup> Thumper <sup>♦</sup> Triton C	Ally <sup>♦,1</sup> Deploy <sup>♦,1</sup> Estaprop <sup>♦,1</sup> Refine M <sup>♦,1</sup> Refine SG <sup>1</sup> Retain <sup>♦,1</sup> Triton C <sup>1</sup>
<b>Oats</b>	MCPA amine MCPA Na-salt Tropotox Plus <sup>*,5</sup>	Buctril M <sup>♦</sup> Curtail M <sup>♦</sup> Deploy <sup>♦</sup> Engenia <sup>♦</sup>	Hotshot Lorox + MCPA <sup>♦</sup> MCPA <sup>1</sup> (all forms) Pardner <sup>♦</sup>	Prestige XC <sup>♦</sup> Refine M <sup>♦</sup> Refine SG Target <sup>♦</sup>	Deploy <sup>1</sup> Refine M <sup>♦,1</sup> Refine SG <sup>1</sup>
<b>Fall Rye (spring application)</b>	MCPA amine MCPA Na-salt Tropotox Plus <sup>*,5</sup>	Buctril M <sup>♦</sup> MCPA <sup>1</sup> (all forms) Pardner <sup>♦</sup>			
<b>Triticale</b>		Pardner <sup>♦</sup>			

♦ Other similar products can be found listed under this product.

<sup>1</sup> Suppression only

<sup>2</sup> All spring wheat except durum

<sup>3</sup> All spring wheats (including durum when tank mixed with 2,4-D ester)

<sup>4</sup> See page 40 for resistance information

<sup>5</sup> Top growth control

<sup>6</sup> Spring rosettes only

<sup>7</sup> Pre-seed treatment

<sup>8</sup> Requires addition of 200 g active ammonium sulfate(dry) per acre or 0.5 L/acre of 40% solution to control weed

## Herbicide Selector Chart – Cereals

Crop	Volunteer Canola, Wild Mustard, Other Mustards			Wild Buckwheat		
<b>Barley</b>	2,4-D Aim <sup>7</sup> Ally <sup>♦</sup> Altitude FX (C) Attain XC <sup>♦</sup> Avenza Axial X iPak Barricade II <sup>♦</sup> Blackhawk <sup>7</sup> Broadband Buctril M <sup>♦</sup> Cirpreme Conquer <sup>1,7</sup> Curtail M <sup>♦</sup> Deploy <sup>♦</sup> Distinct <sup>7</sup> Enforcer D Enforcer M <sup>♦</sup>	Estaprop <sup>♦</sup> Express FX <sup>7</sup> Express SG <sup>7</sup> Express Pro <sup>♦,7</sup> Frontline XL <sup>♦</sup> Goldwing <sup>1,7</sup> Heat <sup>7</sup> Hotshot Infinity Infinity FX Intruvix <sup>7</sup> KoAct <sup>7</sup> OcTTain XL MP Foxy CRX Paradigm (not Group 2 tolerant canola) Prestige XC <sup>♦</sup>	Priority <sup>♦,7</sup> Refine SG Retain <sup>♦</sup> Rezuvant Sencor <sup>♦</sup> Spectrum <sup>♦</sup> Stellar <sup>♦</sup> Target <sup>♦</sup> Thumper <sup>♦</sup> Travallas Triton C <sup>7</sup> Triton K Trophy <sup>♦</sup> Tropotox Plus <sup>♦</sup> Tundra	2,4-D <sup>1</sup> Ally <sup>♦,1</sup> Assert <sup>♦,1</sup> Attain XC <sup>♦</sup> Avenza Axial X iPak Axial Xtreme Barricade II <sup>♦</sup> Broadband Buctril M <sup>♦</sup> Cirpreme Conquer <sup>1,7</sup> Curtail M <sup>♦</sup> Deploy <sup>♦</sup> Distinct <sup>7</sup> Embutox <sup>♦</sup> Enforcer D Enforcer M <sup>♦</sup> Engenia <sup>♦</sup>	Estaprop <sup>♦</sup> Express FX <sup>7</sup> Express SG <sup>7</sup> Express Pro <sup>♦,7</sup> Fortress <sup>1</sup> Frontline XL <sup>♦</sup> Goldwing <sup>7</sup> Heat <sup>7</sup> Hotshot Infinity Infinity FX Intruvix <sup>7</sup> Lontrel <sup>♦</sup> Lorox + MCPA <sup>♦</sup> MCPA <sup>1</sup> (all forms) Momentum MP Foxy CRX MPower Extra <sup>♦,1</sup> OcTTain XL	Paradigm Pardner <sup>♦</sup> Prestige XC <sup>♦</sup> Priority <sup>♦,7</sup> Pulsar Refine M <sup>♦</sup> Refine SG Retain <sup>♦</sup> Rezuvant Spectrum <sup>♦</sup> Stellar <sup>♦</sup> Target <sup>♦</sup> Thumper <sup>♦</sup> Travallas Triton C Triton K <sup>1</sup> Trophy <sup>♦,1</sup> Tundra
<b>Wheat (C - Group 2 tolerant wheat)</b>	2,4-D Aim <sup>7</sup> Ally <sup>♦</sup> Altitude FX (C) Attain XC <sup>♦</sup> Avenza Axial X iPak Barricade II <sup>♦</sup> Batalium Blackhawk <sup>7</sup> Buctril M <sup>♦</sup> Cirpreme Conquer <sup>1,7</sup> Curtail M <sup>♦</sup> Deploy <sup>♦</sup> Distinct <sup>7</sup> Estaprop <sup>♦</sup> Enforcer D Enforcer M <sup>♦</sup> Everest <sup>♦,7</sup> Everest GBX Express FX <sup>7</sup> Express Pro <sup>♦,7</sup>	Express SG <sup>7</sup> Frontline XL <sup>♦</sup> Frontline 2,4-D <sup>♦</sup> Goldwing <sup>7,1</sup> Heat <sup>7</sup> Hotshot Infinity Infinity FX Inferno Duo <sup>2,7</sup> (vol .canola) Inferno Trio <sup>2,7</sup> Intruvix <sup>7</sup> KoAct <sup>7</sup> Luxxur MP Foxy CRX Olympus Paradigm (not Group 2 tolerant canola) Predicade Prestige XC <sup>♦</sup> Priority <sup>♦,7</sup> Refine M <sup>♦</sup>	Refine SG Retain <sup>♦</sup> Rexade Rezuvant Sencor <sup>♦</sup> Signal SFU Simplicity <sup>7</sup> Spectrum <sup>♦</sup> Stellar <sup>♦</sup> Tandem (C) Target <sup>♦</sup> Thumper <sup>♦</sup> Travallas Traxos Two Tridem Triton C <sup>7</sup> Triton K Trophy <sup>♦</sup> Tropotox Plus <sup>♦</sup> Tundra Varro Velocity m3	2,4-D <sup>1</sup> Ally <sup>♦,1</sup> Altitude FX (C) Assert <sup>♦,1</sup> Attain XC <sup>♦</sup> Avenza Axial X iPak Axial Xtreme Barricade II <sup>♦</sup> Batalium Broadband Buctril M <sup>♦</sup> Cirpreme Conquer <sup>1,7</sup> Curtail M <sup>♦</sup> Deploy <sup>♦</sup> Distinct <sup>7</sup> Embutox <sup>♦</sup> Enforcer D Enforcer M <sup>♦</sup> Engenia <sup>♦</sup> Estaprop <sup>♦</sup> Everest GBX Express FX <sup>7</sup>	Express SG <sup>7</sup> Express Pro <sup>♦,7</sup> Focus <sup>1,2,7</sup> Fortress <sup>1</sup> Frontline XL <sup>♦</sup> Frontline 2,4-D <sup>♦</sup> Goldwing <sup>7</sup> Hotshot Heat <sup>7</sup> Inferno Trio <sup>2,7</sup> Infinity Infinity FX Intruvix <sup>7</sup> Lontrel <sup>♦</sup> Lorox + MCPA <sup>♦</sup> Luxxur MCPA <sup>1</sup> (all forms) Momentum MP Foxy CRX MPower Extra <sup>♦,1</sup> Olympus Pardner <sup>♦</sup> Paradigm Predicade	Prestige XC <sup>♦</sup> Priority <sup>♦,7</sup> Pulsar Refine M <sup>♦</sup> Refine SG Retain <sup>♦</sup> Rezuvant Signal SFU Simplicity <sup>1</sup> Spectrum <sup>♦</sup> Stellar <sup>♦</sup> Tandem <sup>1</sup> Target <sup>♦</sup> Thumper <sup>♦</sup> Travallas Traxos Two Tridem Triton C Triton K <sup>1</sup> Trophy <sup>♦,1</sup> Tundra Varro Velocity m3
<b>Oats</b>	Aim <sup>7</sup> Buctril M <sup>♦</sup> Conquer <sup>1,7</sup> Curtail M <sup>♦</sup> Deploy <sup>♦</sup> Distinct <sup>7</sup> Enforcer M <sup>♦</sup>	Express SG <sup>7</sup> Frontline XL <sup>♦</sup> Goldwing <sup>7,1</sup> Heat <sup>7</sup> Hotshot Intruvix <sup>7</sup> Prestige XC <sup>♦</sup>	Priority <sup>♦,7</sup> Refine M <sup>♦</sup> Refine SG Spectrum <sup>♦</sup> Stellar <sup>♦</sup> Target <sup>♦</sup> Tropotox Plus <sup>♦</sup>	2,4-DB Buctril M <sup>♦</sup> Conquer <sup>1,7</sup> Curtail M <sup>♦</sup> Deploy <sup>♦</sup> Distinct <sup>7</sup> Embutox <sup>♦</sup> Enforcer M <sup>♦</sup> Engenia <sup>♦</sup>	Express SG <sup>7</sup> Frontline XL <sup>♦</sup> Goldwing <sup>7</sup> Heat <sup>7</sup> Hotshot Intruvix <sup>7</sup> Lontrel <sup>♦</sup> Lorox + MCPA <sup>♦</sup> MCPA <sup>1</sup> (all forms)	Pardner <sup>♦</sup> Prestige XC <sup>♦</sup> Priority <sup>♦,7</sup> Refine M <sup>♦</sup> Refine SG Spectrum <sup>♦</sup> Stellar <sup>♦</sup> Target <sup>♦</sup>
<b>Fall Rye (spring application)</b>	2,4-D Aim <sup>7</sup>	Buctril M <sup>♦</sup> Conquer <sup>1,7</sup>	Goldwing <sup>7,1</sup> Tropotox Plus <sup>♦</sup>	2,4-D <sup>1</sup> Buctril M <sup>♦</sup>	Conquer <sup>1,7</sup> Goldwing <sup>7</sup>	Pardner <sup>♦</sup> MCPA <sup>1</sup> (all forms)
<b>Triticale</b>	Aim <sup>7</sup> Conquer <sup>1,7</sup>	Distinct <sup>7</sup> Enforcer M <sup>♦</sup>	Goldwing <sup>7,1</sup> Infinity	Conquer <sup>1,7</sup> Distinct <sup>7</sup>	Enforcer M <sup>♦</sup> Goldwing <sup>7</sup>	Infinity Pardner <sup>♦</sup>

♦ Other similar products can be found listed under this product.

<sup>1</sup> Suppression only

<sup>2</sup> All spring wheat except durum

<sup>3</sup> All spring wheats (including durum when tank mixed with 2,4-D ester)

<sup>4</sup> See page 40 for resistance information

<sup>5</sup> Top growth control

<sup>6</sup> Spring rosettes only

<sup>7</sup> Pre-seed treatment

<sup>8</sup> Requires addition of 200 g active ammonium sulfate(dry) per acre or 0.5 L/acre of 40% solution to control weed



## Herbicide Selector Chart – Cereals

Crop	Wild Oats <sup>4</sup>		Wild Radish		
<b>Barley</b>	Assert <sup>♦</sup> Avadex BW Avenza Axial <sup>♦</sup> Axial X iPak Axial Xtreme Broadband Express FX <sup>7</sup> Express Pro <sup>7</sup>	Express SG <sup>7</sup> Fortress Intruvix <sup>7</sup> Liquid Achieve SC <sup>♦</sup> Puma <sup>♦</sup> Rezulant Trifluralin <sup>♦,1</sup> Tundra	2,4-D Attain XC <sup>♦</sup> Avenza Express Pro <sup>♦,7</sup> Express SG <sup>7</sup>	MCPA (all forms) MPower Extra <sup>♦</sup> OcTTain XL Pixxaro	Rezulant Stellar <sup>♦</sup> Trophy <sup>♦</sup> Tropotox Plus <sup>♦</sup>
<b>Wheat (C - Group 2 tolerant wheat)</b>	Altitude FX (C) Assert <sup>♦</sup> Avadex BW Avenza Axial <sup>♦</sup> Axial X iPak Axial Xtreme Batalium Broadband Everest <sup>♦</sup> Everest GBX Express FX <sup>7</sup> Express Pro <sup>7</sup> Express SG <sup>7</sup> Focus <sup>1,2,7</sup> Fortress Horizon <sup>♦</sup>	Inferno Duo <sup>1,2,7</sup> Inferno Trio <sup>2,7</sup> Intruvix <sup>7</sup> Liquid Achieve SC <sup>♦</sup> Luxeur Olympus Predicade Puma <sup>♦</sup> Rezulant Signal SFU Tandem Traxos Traxos Two Tridem Tundra Varro Velocity m3	2,4-D Altitude FX (C) Attain XC <sup>♦</sup> Avenza Everest GBX Express Pro <sup>♦,7</sup>	Express SG <sup>7</sup> Frontline 2,4-D <sup>♦</sup> MCPA (all forms) MPower Extra <sup>♦</sup> Pixxaro Rexade	Rezulant Stellar <sup>♦</sup> Traxos Two Trophy <sup>♦</sup> Tropotox Plus <sup>♦</sup>
<b>Oats</b>	Express SG <sup>7</sup>	Intruvix <sup>7</sup>	MCPA (all forms)	Stellar <sup>♦</sup>	Tropotox Plus <sup>♦</sup>
<b>Fall Rye (spring application)</b>	Liquid Achieve SC <sup>♦</sup>		2,4-D	MCPA (all forms)	Tropotox Plus <sup>♦,1</sup>
<b>Triticale</b>	Liquid Achieve SC <sup>♦</sup>				

♦ Other similar products can be found listed under this product.

<sup>1</sup> Suppression only

<sup>2</sup> All spring wheat except durum

<sup>3</sup> All spring wheats (including durum when tank mixed with 2,4-D ester)

<sup>4</sup> See page 40 for resistance information

<sup>5</sup> Top growth control

<sup>6</sup> Spring rosettes only

<sup>7</sup> Pre-seed treatment

<sup>8</sup> Requires addition of 200 g active ammonium sulfate(dry) per acre or 0.5 L/acre of 40% solution to control weed

[back to  
Table of Contents](#)

Purchase the printed edition of *Crop Protection 2020* for only \$12. [Buy it on-line here.](#)

## Herbicide Selector Chart – Oilseeds

Crop	Annual Smartweed/ Lady's Thumb	Annual Sow-thistle	Barnyard Grass		Bluebur	Canada Thistle
<b>Canola</b>	Edge <sup>1</sup> Muster	Clever <sup>♦,1</sup> Conquer <sup>1,7</sup>	Assure II <sup>♦</sup> Clever <sup>♦</sup> Edge	Poast Ultra Select <sup>♦</sup> Trifluralin <sup>♦</sup>		Lontrel <sup>♦</sup>
<b>Group 2 tolerant Canola</b>	Ares Edge <sup>1</sup> Odyssey <sup>♦</sup> Odyssey Ultra Salute	Clever <sup>♦,1</sup> Conquer <sup>1,7</sup> Salute <sup>1</sup>	Ares Assure II <sup>♦</sup> Clever <sup>♦</sup> Edge Odyssey <sup>♦</sup>	Odyssey Ultra Salute <sup>1</sup> Solo <sup>♦</sup>		Lontrel <sup>♦</sup> Salute <sup>1</sup>
<b>Liberty Link Canola</b>	Edge <sup>1</sup> Liberty <sup>♦</sup>	Clever <sup>♦,1</sup> Conquer <sup>1,7</sup> Liberty <sup>♦</sup>	Assure II <sup>♦</sup> Clever <sup>♦</sup> Edge	Liberty <sup>♦</sup> Select		Liberty <sup>♦</sup> Lontrel <sup>♦</sup>
<b>Roundup Ready Canola</b>	Eclipse III Edge <sup>1</sup> glyphosate <sup>♦</sup>	Clever <sup>♦,1</sup> Conquer <sup>1,7</sup> Eclipse III glyphosate <sup>♦</sup>	Assure II <sup>♦</sup> Clever <sup>♦</sup> Eclipse III	Edge glyphosate <sup>♦</sup>		Eclipse III glyphosate <sup>♦</sup> Lontrel <sup>♦</sup>
<b>Flax</b>	Basagran <sup>♦</sup> Buctril M <sup>♦</sup> MCPA (all forms) Pardner <sup>♦</sup>	Curtail M <sup>♦</sup> MCPA (all forms)	Assure II <sup>♦</sup> Eptam Poast Ultra	Select <sup>♦</sup> Trifluralin <sup>♦</sup>	Buctril M <sup>♦</sup> MCPA (all forms) Pardner <sup>♦</sup>	Basagran <sup>♦,1</sup> Buctril M <sup>♦,1</sup> Curtail M <sup>♦</sup> Lontrel <sup>♦</sup> MCPA <sup>1</sup> (all forms)
<b>Mustard</b>	Ares (C) Edge <sup>1</sup> (yellow only) Muster (brown and oriental only)		Ares (C) Assure II <sup>♦</sup> Clever <sup>♦</sup> (brown and oriental only) Edge (yellow only)	Poast Ultra Select <sup>♦</sup> Trifluralin <sup>♦</sup>		
<b>Sunflowers</b>	Edge <sup>1</sup>		Assure II Edge Eptam Poast Ultra	Select <sup>♦</sup> Solo <sup>♦</sup> (C) Trifluralin <sup>♦</sup>		

♦ Other similar products can be found listed under this product.

<sup>1</sup> Suppression only

<sup>2</sup> Pre-crop emergence to weed seedlings

<sup>3</sup> Used as a crop desiccant

<sup>4</sup> See page 40 for resistance information

<sup>5</sup> Spring seedlings

<sup>6</sup> Spring rosettes only

<sup>7</sup> Pre-seed treatment

(C) Group 2 tolerant sunflowers only

## Herbicide Selector Chart – Oilseeds

Crop	Cleavers	Common Chickweed	Common Groundsel	Corn Spurry	Cow Cockle	Dandelion
<b>Canola</b>	Aim <sup>7</sup> Clever <sup>♦</sup> Conquer <sup>7</sup> Command <sup>7</sup> Command Charge <sup>7</sup> Edge <sup>1</sup> Prospect <sup>7</sup>	Edge Trifluralin <sup>♦</sup>	Lontrel <sup>♦</sup>	Aim <sup>7</sup> Edge	Conquer <sup>1,7</sup> Edge Trifluralin <sup>♦</sup>	Conquer <sup>1,7</sup> Prospect <sup>1,7</sup>
<b>Group 2 tolerant Canola</b>	Aim <sup>7</sup> Ares Clever <sup>♦</sup> Command <sup>7</sup> Command Charge <sup>7</sup> Conquer <sup>7</sup> Edge <sup>1</sup> Odyssey <sup>♦</sup> Odyssey Ultra Prospect <sup>7</sup> Salute <sup>1</sup> Solo <sup>♦,1</sup>	Edge Odyssey <sup>♦</sup> Odyssey Ultra	Lontrel <sup>♦</sup>	Aim <sup>7</sup> Edge	Ares Conquer <sup>1,7</sup> Salute Solo <sup>♦</sup>	Conquer <sup>1,7</sup> Prospect <sup>1,7</sup>
<b>Liberty Link Canola</b>	Aim <sup>7</sup> Clever <sup>♦</sup> Command <sup>7</sup> Command Charge <sup>7</sup> Conquer <sup>7</sup> Edge <sup>1</sup> Liberty <sup>♦</sup> Prospect <sup>7</sup>	Edge <sup>1</sup> Liberty <sup>♦</sup>	Lontrel <sup>♦</sup>	Aim <sup>7</sup> Edge	Conquer <sup>1,7</sup> Liberty <sup>♦</sup>	Conquer <sup>1,7</sup> Liberty <sup>♦</sup> Prospect <sup>1,7</sup>
<b>Roundup Ready Canola</b>	Aim <sup>7</sup> Clever <sup>♦</sup> Command <sup>7</sup> Command Charge <sup>7</sup> Conquer <sup>7</sup> Eclipse III Edge <sup>1</sup> glyphosate <sup>♦</sup> Prospect <sup>7</sup>	Eclipse III Edge glyphosate <sup>♦</sup>		Aim <sup>7</sup> Eclipse III Edge glyphosate <sup>♦</sup>	Conquer <sup>1,7</sup> Eclipse III glyphosate <sup>♦</sup>	Conquer <sup>1,7</sup> Eclipse III glyphosate <sup>♦</sup> Prospect <sup>1,7</sup>
<b>Flax</b>	Aim <sup>7</sup> Authority <sup>1</sup> Basagran <sup>♦</sup>	Basagran <sup>♦</sup> Eptam MCPA amine MCPA Na-salt Trifluralin <sup>♦</sup>	Basagran <sup>♦</sup> Buctril M <sup>♦</sup> Curtail M <sup>♦</sup> Lontrel <sup>♦</sup> MCPA amine Pardner <sup>♦</sup>	Aim <sup>7</sup> Basagran <sup>♦</sup> Eptam	Buctril M <sup>♦</sup> Pardner <sup>♦</sup> Trifluralin <sup>♦</sup>	Curtail M <sup>♦</sup> MCPA <sup>1</sup> (all forms)
<b>Mustard</b>	Aim <sup>7</sup> Ares (C) Authority <sup>7,1</sup> Clever <sup>♦</sup> (brown and oriental only) Edge <sup>1</sup> (yellow only)	Edge (yellow only) Trifluralin <sup>♦</sup>		Aim <sup>7</sup> Edge (yellow only)	Ares (C) Edge (yellow only) Trifluralin <sup>♦</sup>	
<b>Sunflowers</b>	Aim <sup>7</sup> Authority <sup>1</sup> Edge <sup>1</sup> Solo (C) <sup>♦,1</sup>	Edge Eptam Trifluralin <sup>♦</sup>	Authority <sup>7</sup>	Aim <sup>7</sup> Edge Eptam	Edge Solo (C) <sup>♦</sup> Trifluralin <sup>♦</sup>	

♦ Other similar products can be found listed under this product.

<sup>1</sup> Suppression only

<sup>2</sup> Pre-crop emergence to weed seedlings

<sup>3</sup> Used as a crop desiccant

<sup>4</sup> See page 40 for resistance information

<sup>5</sup> Spring seedlings

<sup>6</sup> Spring rosettes only

<sup>7</sup> Pre-seed treatment

(C) Group 2 tolerant sunflowers only

[back to Table of Contents](#)

Purchase the printed edition of *Crop Protection 2020* for only \$12. [Buy it on-line here.](#)

## Herbicide Selector Chart – Oilseeds

Crop	Field Bindweed	Field Horsetail	Flixweed	Green Foxtail <sup>4</sup>	Hemp-nettle
<b>Canola</b>	Command Charge <sup>7</sup>		Aim <sup>7</sup> Conquer <sup>1,7</sup> Command Charge <sup>7</sup> Muster <sup>5</sup> Prospect <sup>7</sup>	Assure II <sup>♦</sup> Clever <sup>♦</sup> Edge Fortress	Poast Ultra Select <sup>♦</sup> Trifluralin <sup>♦</sup> Edge <sup>1</sup> Muster Prospect <sup>7</sup>
<b>Group 2 tolerant Canola</b>	Command Charge <sup>7</sup>		Aim <sup>7</sup> Conquer <sup>1,7</sup> Command Charge <sup>7</sup> Odyssey <sup>♦</sup> Odyssey Ultra Prospect <sup>7</sup>	Ares Assure II <sup>♦</sup> Clever <sup>♦</sup> Odyssey <sup>♦</sup>	Odyssey Ultra Salute Solo <sup>♦</sup> Ares Odyssey <sup>♦</sup> Odyssey Ultra Prospect <sup>7</sup> Salute
<b>Liberty Link Canola</b>	Command Charge <sup>7</sup>		Aim <sup>7</sup> Command Charge <sup>7</sup> Conquer <sup>1,7</sup> Liberty <sup>♦</sup> Prospect <sup>7</sup>	Assure II <sup>♦</sup> Clever <sup>♦</sup>	Liberty <sup>♦</sup> Select Liberty <sup>♦</sup> Prospect <sup>7</sup>
<b>Roundup Ready Canola</b>	Command Charge <sup>7</sup> Eclipse III glyphosate <sup>♦</sup>		Aim <sup>7</sup> Command Charge <sup>7</sup> Conquer <sup>1,7</sup> Eclipse III glyphosate <sup>♦</sup> Prospect <sup>7</sup>	Assure II <sup>♦</sup> Clever <sup>♦</sup>	Eclipse III glyphosate <sup>♦</sup> Eclipse III glyphosate <sup>♦</sup> Prospect <sup>7</sup>
<b>Flax</b>	Basagran <sup>♦,1</sup> MCPA <sup>1</sup> (all forms)	MCPA ester MCPA K-salt <sup>1</sup>	Aim <sup>7</sup> Buctril M <sup>♦</sup> Curtail M <sup>♦</sup> MCPA (all forms)	Assure II <sup>♦</sup> Eptam Fortress	Poast Ultra Select <sup>♦</sup> Trifluralin <sup>♦</sup> MCPA (all forms)
<b>Mustard</b>			Aim <sup>7</sup> Muster <sup>5</sup> (brown and oriental only)	Assure II <sup>♦</sup> Clever <sup>♦</sup> (brown and oriental only) Edge (yellow only)	Fortress Poast Ultra Select <sup>♦</sup> Trifluralin <sup>♦</sup> Edge <sup>1</sup> (yellow only) Muster (brown and oriental only)
<b>Sunflowers</b>			Aim <sup>7</sup>	Assure II Edge Eptam Poast Ultra	Select <sup>♦</sup> Solo (C) <sup>♦</sup> Trifluralin <sup>♦</sup> Edge <sup>1</sup>

♦ Other similar products can be found listed under this product.

<sup>1</sup> Suppression only

<sup>2</sup> Pre-crop emergence to weed seedlings

<sup>3</sup> Used as a crop desiccant

<sup>4</sup> See page 40 for resistance information

<sup>5</sup> Spring seedlings

<sup>6</sup> Spring rosettes only

<sup>7</sup> Pre-seed treatment

(C) Group 2 tolerant sunflowers only

## Herbicide Selector Chart – Oilseeds

Crop	Knotweed	Kochia	Lady's Thumb/ Annual Smartweed	Lamb's-quarters	Narrow-leaved Hawk's-beard
<b>Canola</b>	Trifluralin <sup>♦</sup>	Aim <sup>7</sup> Conquer <sup>7</sup> Edge Fortress <sup>1</sup>	Edge <sup>1</sup>	Aim <sup>7</sup> Command Charge <sup>7</sup> Edge Fortress <sup>1</sup> Prospect <sup>7</sup> Trifluralin <sup>♦</sup>	Conquer <sup>1,7</sup>
<b>Group 2 tolerant Canola</b>		Aim <sup>7</sup> Conquer <sup>7</sup> Odyssey <sup>♦,1</sup> Odyssey Ultra Solo <sup>♦,1</sup>	Odyssey <sup>♦</sup> Odyssey Ultra	Aim <sup>7</sup> Ares Command Charge <sup>7</sup> Odyssey <sup>♦,1</sup> Odyssey Ultra Prospect <sup>7</sup> Salute Solo <sup>♦</sup>	Conquer <sup>1,7</sup>
<b>Liberty Link Canola</b>		Aim <sup>7</sup> Conquer <sup>7</sup>	Liberty <sup>♦</sup>	Aim <sup>7</sup> Command Charge <sup>7</sup> Liberty <sup>♦</sup> Prospect <sup>7</sup>	Conquer <sup>1,7</sup>
<b>Roundup Ready Canola</b>	Eclipse III glyphosate <sup>♦</sup>	Aim <sup>7</sup> Conquer <sup>7</sup> Eclipse III glyphosate <sup>♦</sup>		Aim <sup>7</sup> Command Charge <sup>7</sup> Eclipse III glyphosate <sup>♦</sup> Prospect <sup>7</sup>	Conquer <sup>1,7</sup> Eclipse III glyphosate <sup>♦</sup>
<b>Flax</b>	MCPA amine Trifluralin <sup>♦</sup>	Aim <sup>7</sup> Authority Buctril M <sup>♦</sup> Curtail M <sup>♦,1</sup> Fortress <sup>1</sup> MCPA amine MCPA ester MCPA K-salt MCPA Na-salt Pardner <sup>♦</sup>	Basagran <sup>♦</sup> Buctril M <sup>♦</sup> Pardner <sup>♦</sup>	Aim <sup>7</sup> Authority Basagran <sup>♦</sup> Buctril M <sup>♦</sup> Curtail M <sup>♦</sup> Eptam Fortress <sup>1</sup> MCPA (all forms) Pardner <sup>♦</sup> Trifluralin <sup>♦</sup>	
<b>Mustard</b>	Trifluralin <sup>♦</sup>	Aim <sup>7</sup> Authority <sup>7</sup> Edge (yellow only) Fortress <sup>1</sup>	Edge <sup>1</sup> (yellow only)	Aim <sup>7</sup> Ares (C) Authority <sup>7</sup> Edge (yellow only) Fortress <sup>1</sup> Trifluralin <sup>♦</sup>	
<b>Sunflowers</b>	Trifluralin <sup>♦</sup>	Aim <sup>7</sup> Authority Edge Solo (C) <sup>♦,1</sup>	Edge <sup>1</sup>	Aim <sup>7</sup> Authority Edge Eptam Solo (C) <sup>♦</sup> Trifluralin <sup>♦</sup>	

♦ Other similar products can be found listed under this product.

- <sup>1</sup> Suppression only
  - <sup>2</sup> Pre-crop emergence to weed seedlings
  - <sup>3</sup> Used as a crop desiccant
  - <sup>4</sup> See page 40 for resistance information
  - <sup>5</sup> Spring seedlings
  - <sup>6</sup> Spring rosettes only
  - <sup>7</sup> Pre-seed treatment
- (C) Group 2 tolerant sunflowers only

## Herbicide Selector Chart – Oilseeds

Crop	Night-flowering Catchfly	Perennial Sow-thistle	Persian Darnel	Prostrate Pigweed	Quack Grass
<b>Canola</b>	Conquer <sup>7</sup>	Clever <sup>♦,1</sup> Lontrel <sup>♦,1</sup>	Poast Ultra Select <sup>♦</sup> Trifluralin <sup>♦</sup>	Aim <sup>7</sup> Command Charge <sup>7</sup> Edge	Assure II <sup>♦</sup> Poast Ultra Select <sup>♦</sup>
<b>Group 2 tolerant Canola</b>	Conquer <sup>7</sup>	Clever <sup>♦,1</sup> Salute <sup>1</sup>	Ares Odyssey <sup>♦</sup> Odyssey Ultra Salute	Aim <sup>7</sup> Command Charge <sup>7</sup>	Assure II <sup>♦</sup> Odyssey Ultra <sup>1</sup>
<b>Liberty Link Canola</b>	Conquer <sup>7</sup>	Clever <sup>♦,1</sup> Liberty <sup>♦</sup>	Liberty <sup>♦</sup>	Aim <sup>7</sup> Command Charge <sup>7</sup>	Assure II <sup>♦</sup> Liberty <sup>1,♦</sup>
<b>Roundup Ready Canola</b>	Conquer <sup>7</sup> Eclipse III	Clever <sup>♦,1</sup> Eclipse III glyphosate	Eclipse III glyphosate <sup>♦</sup>	Aim <sup>7</sup> Command Charge <sup>7</sup>	Assure II <sup>♦</sup> Eclipse III glyphosate <sup>♦</sup>
<b>Flax</b>	Buctril M <sup>♦</sup>	Buctril M <sup>♦,1</sup> Curtail M <sup>♦</sup> Lontrel <sup>♦,1</sup> MCPA <sup>1</sup> (all forms)	Poast Ultra Select <sup>♦</sup> Trifluralin <sup>♦</sup>	Aim <sup>7</sup> Eptam MCPA K-salt	Assure II <sup>♦</sup> Eptam Poast Ultra Select <sup>♦</sup>
<b>Mustard</b>			Ares (C) Poast Ultra Select <sup>♦</sup> Trifluralin <sup>♦</sup>	Aim <sup>7</sup> Authority <sup>7</sup> Edge (yellow only)	Assure II <sup>♦</sup> Poast Ultra Select <sup>♦</sup>
<b>Sunflowers</b>			Poast Ultra Select <sup>♦</sup> Trifluralin <sup>♦</sup>	Aim <sup>7</sup> Edge Eptam	Assure II <sup>1</sup> Eptam Poast Ultra Select <sup>♦</sup>

♦ Other similar products can be found listed under this product.

<sup>1</sup> Suppression only

<sup>2</sup> Pre-crop emergence to weed seedlings

<sup>3</sup> Used as a crop desiccant

<sup>4</sup> See page 40 for resistance information

<sup>5</sup> Spring seedlings

<sup>6</sup> Spring rosettes only

<sup>7</sup> Pre-seed treatment

(C) Group 2 tolerant sunflowers only

## Herbicide Selector Chart – Oilseeds

Crop	Redroot Pigweed	Russian Thistle <sup>4</sup>	Scentless Chamomile	Shepherd's-purse	Stinkweed
<b>Canola</b>	Aim <sup>7</sup> Command Charge <sup>7</sup> Conquer <sup>7</sup> Edge Fortress <sup>1</sup> Muster Prospect <sup>7</sup>	Aim <sup>7</sup> Command Charge <sup>7</sup> Edge <sup>1</sup> Fortress <sup>1</sup>	Lontrel <sup>6</sup>	Aim <sup>7</sup> Command Charge <sup>7</sup> Prospect <sup>7</sup>	Aim <sup>7</sup> Command Charge <sup>7</sup> Conquer <sup>1,7</sup> Muster Prospect <sup>7</sup>
<b>Group 2 tolerant Canola</b>	Aim <sup>7</sup> Ares Command Charge <sup>7</sup> Conquer <sup>7</sup> Odyssey <sup>6</sup> Odyssey Ultra Prospect <sup>7</sup> Salute Solo <sup>6</sup>	Aim <sup>7</sup> Command Charge <sup>7</sup> Odyssey <sup>6</sup> Odyssey Ultra Salute		Aim <sup>7</sup> Ares Command Charge <sup>7</sup> Odyssey <sup>6</sup> Odyssey Ultra Prospect <sup>7</sup> Salute Solo <sup>6</sup>	Aim <sup>7</sup> Ares Command Charge <sup>7</sup> Conquer <sup>1,7</sup> Odyssey <sup>6</sup> Odyssey Ultra Prospect <sup>7</sup> Salute Solo <sup>6</sup>
<b>Liberty Link Canola</b>	Aim <sup>7</sup> Command Charge <sup>7</sup> Conquer <sup>7</sup> Liberty <sup>6</sup> Prospect <sup>7</sup>	Aim <sup>7</sup> Command Charge <sup>7</sup> Liberty <sup>6</sup>	Liberty <sup>6</sup>	Aim <sup>7</sup> Command Charge <sup>7</sup> Liberty <sup>6</sup> Prospect <sup>7</sup>	Aim <sup>7</sup> Command Charge <sup>7</sup> Conquer <sup>1,7</sup> Liberty <sup>6</sup> Prospect <sup>7</sup>
<b>Roundup Ready Canola</b>	Aim <sup>7</sup> Command Charge <sup>7</sup> Conquer <sup>7</sup> Eclipse III glyphosate <sup>6</sup> Prospect <sup>7</sup>	Aim <sup>7</sup> Command Charge <sup>7</sup> Eclipse III glyphosate <sup>6</sup>		Aim <sup>7</sup> Command Charge <sup>7</sup> Eclipse III glyphosate <sup>6</sup> Prospect <sup>7</sup>	Aim <sup>7</sup> Command Charge <sup>7</sup> Conquer <sup>1,7</sup> Eclipse III glyphosate <sup>6</sup> Prospect <sup>7</sup>
<b>Flax</b>	Aim <sup>7</sup> Authority Basagran <sup>6,1</sup> Buctril M <sup>6</sup> Curtail M <sup>6</sup> Eptam MCPA (all forms)	Aim <sup>7</sup> Basagran <sup>6</sup> Buctril M <sup>6</sup> Fortress <sup>1</sup> MCPA Na-salt Pardner <sup>6</sup>	Buctril M <sup>6,6</sup> Curtail M <sup>6</sup> Lontrel <sup>6</sup>	Aim <sup>7</sup> Basagran <sup>6</sup> Buctril M <sup>6</sup> Curtail M <sup>6</sup> MCPA (all forms)	Aim <sup>7</sup> Basagran <sup>6</sup> Buctril M <sup>6</sup> Curtail M <sup>6</sup> MCPA (all forms) Pardner <sup>6</sup>
<b>Mustard</b>	Aim <sup>7</sup> Ares (C) Authority <sup>7</sup> Edge (yellow only) Fortress <sup>1</sup> Muster <sup>1</sup> (brown and oriental only)	Aim <sup>7</sup> Edge <sup>1</sup> (yellow only) Fortress <sup>1</sup>		Aim <sup>7</sup> Ares (C)	Aim <sup>7</sup> Ares (C) Muster <sup>1</sup> (brown and oriental only)
<b>Sunflowers</b>	Aim <sup>7</sup> Authority Edge Eptam Solo (C) <sup>6</sup>	Aim <sup>7</sup> Edge <sup>1</sup>		Aim <sup>7</sup> Solo (C) <sup>6</sup>	Aim <sup>7</sup> Assert Solo (C) <sup>6</sup>

♦ Other similar products can be found listed under this product.

<sup>1</sup> Suppression only

<sup>2</sup> Pre-crop emergence to weed seedlings

<sup>3</sup> Used as a crop desiccant

<sup>4</sup> See page 40 for resistance information

<sup>5</sup> Spring seedlings

<sup>6</sup> Spring rosettes only

<sup>7</sup> Pre-seed treatment

(C) Group 2 tolerant sunflowers only

[back to Table of Contents](#)

Purchase the printed edition of *Crop Protection 2020* for only \$12. [Buy it on-line here.](#)

## Herbicide Selector Chart – Oilseeds

Crop	Stork's-bill	Tartary Buckwheat	Volunteer Barley	Wild Mustards	Volunteer Oats <sup>4</sup>
Canola			Assure II <sup>♦</sup> Edge <sup>1</sup> Poast Ultra Select <sup>♦</sup>	Conquer <sup>1,7</sup> Muster	Assure II <sup>♦</sup> Poast Ultra Select <sup>♦</sup>
Group 2 tolerant Canola	Odyssey <sup>♦</sup> Odyssey Ultra		Ares Assure II <sup>♦</sup> Odyssey <sup>♦</sup> Odyssey Ultra Salute Solo <sup>♦</sup>	Ares Conquer <sup>1,7</sup> Odyssey <sup>♦</sup> Odyssey Ultra Salute Solo <sup>♦</sup>	Ares Odyssey <sup>♦</sup> Odyssey Ultra Salute Solo <sup>♦</sup>
Liberty Link Canola	Liberty <sup>♦</sup>		Assure II <sup>♦</sup> Liberty <sup>♦</sup> Select	Conquer <sup>1,7</sup> Liberty <sup>♦</sup>	Select
Roundup Ready Canola	Eclipse III glyphosate		Assure II <sup>♦</sup> Eclipse III glyphosate <sup>♦</sup>	Conquer <sup>1,7</sup> Eclipse III glyphosate <sup>♦</sup>	glyphosate <sup>♦</sup>
Flax	Basagran <sup>♦</sup>	Buctril M <sup>♦</sup> Curtail M <sup>♦</sup> MCPA <sup>1</sup> (all forms) Pardner <sup>♦</sup>	Assure II <sup>♦</sup> Eptam Poast Ultra Select <sup>♦</sup>	Basagran <sup>♦</sup> Buctril M <sup>♦</sup> Curtail M <sup>♦</sup> MCPA (all forms)	Assure II <sup>♦</sup> Eptam Poast Ultra Select <sup>♦</sup>
Mustard			Ares (C) Assure II <sup>♦</sup> Edge <sup>1</sup> (yellow only) Poast Ultra Select <sup>♦</sup>	Ares (C) Muster (brown and oriental only)	Ares (C) Poast Ultra Select <sup>♦</sup>
Sunflowers			Edge <sup>1</sup> Eptam Poast Ultra Select <sup>♦</sup> Solo (C) <sup>♦</sup>	Assert Solo (C) <sup>♦</sup>	Assure II <sup>1</sup> Eptam Poast Ultra Select <sup>♦</sup> Solo (C) <sup>♦</sup>

♦ Other similar products can be found listed under this product.

<sup>1</sup> Suppression only

<sup>2</sup> Pre-crop emergence to weed seedlings

<sup>3</sup> Used as a crop desiccant

<sup>4</sup> See page 40 for resistance information

<sup>5</sup> Spring seedlings

<sup>6</sup> Spring rosettes only

<sup>7</sup> Pre-seed treatment

(C) Group 2 tolerant sunflowers only



## Herbicide Selector Chart – Oilseeds

Crop	Volunteer Wheat	Wild Buckwheat	Wild Oats <sup>4</sup>	Wild Tomato	Witchgrass
<b>Canola</b>	Assure II <sup>♦</sup> Edge Poast Ultra Select <sup>♦</sup>	Conquer <sup>1,7</sup> Edge Fortress <sup>1</sup> Lontrel <sup>♦</sup> Prospect <sup>1,7</sup> Trifluralin <sup>♦</sup>	Assure II <sup>♦</sup> Avadex BW Edge <sup>1</sup> Fortress	Poast Ultra Select <sup>♦</sup> Trifluralin <sup>♦</sup>	Assure II <sup>♦</sup> Edge Poast Ultra Select <sup>♦</sup>
<b>Group 2 tolerant Canola</b>	Ares Assure II <sup>♦</sup> Odyssey <sup>♦</sup> Odyssey Ultra Salute Solo <sup>6,♦</sup>	Ares Conquer <sup>1,7</sup> Odyssey <sup>♦</sup> Odyssey Ultra Prospect <sup>1,7</sup> Salute Solo <sup>1,♦</sup>	Ares Assure II <sup>♦</sup> Odyssey Ultra Salute Solo <sup>♦</sup>		
<b>Liberty Link Canola</b>	Assure II <sup>♦</sup> Liberty <sup>♦</sup>	Conquer <sup>1,7</sup> Liberty <sup>♦</sup> Prospect <sup>1,7</sup>	Liberty <sup>♦</sup> Select		Select <sup>♦</sup>
<b>Roundup Ready Canola</b>	Assure II <sup>♦</sup> Eclipse III glyphosate <sup>♦</sup>	Conquer <sup>1,7</sup> Eclipse III glyphosate <sup>♦</sup> Prospect <sup>1,7</sup>	Assure II <sup>♦</sup> Eclipse III glyphosate <sup>♦</sup>	Eclipse III glyphosate <sup>♦</sup>	
<b>Flax</b>	Assure II <sup>♦</sup> Eptam Poast Ultra Select <sup>♦</sup>	Authority Buctril M <sup>♦</sup> Curtail M <sup>♦</sup> Fortress <sup>1</sup> Lontrel <sup>♦</sup> MCPA Amine <sup>1</sup> Pardner <sup>♦</sup> Trifluralin <sup>♦</sup>	Assure II <sup>♦</sup> Avadex BW Eptam Fortress	Poast Ultra Select <sup>♦</sup> Trifluralin <sup>♦</sup>	Buctril M <sup>♦</sup>  Assure II <sup>♦</sup> Eptam Poast Ultra Select <sup>♦</sup>
<b>Mustard</b>	Ares (C) Assure II <sup>♦</sup> Edge <sup>1</sup> (yellow only) Poast Ultra Select <sup>♦</sup>	Ares (C) Edge (yellow only) Fortress <sup>1</sup> Trifluralin <sup>♦</sup>	Ares (C) Assure II <sup>♦</sup> Authority <sup>7</sup> Avadex BW Edge <sup>1</sup> (yellow only)	Fortress Poast Ultra Select <sup>♦</sup> Trifluralin <sup>♦</sup>	Edge Poast Ultra Select <sup>♦</sup>
<b>Sunflowers</b>	Edge <sup>1</sup> Eptam Poast Ultra Select <sup>♦</sup> Solo (C) <sup>*,1</sup>	Authority Edge Solo (C) <sup>*,1</sup> Trifluralin <sup>♦</sup>	Edge <sup>1</sup> Eptam Poast Ultra	Select <sup>♦</sup> Solo (C) <sup>♦</sup> Trifluralin <sup>♦</sup>	Edge Eptam Poast Ultra Select <sup>♦</sup>

♦ Other similar products can be found listed under this product.

<sup>1</sup> Suppression only

<sup>2</sup> Pre-crop emergence to weed seedlings

<sup>3</sup> Used as a crop desiccant

<sup>4</sup> See page 40 for resistance information

<sup>5</sup> Spring seedlings

<sup>6</sup> Spring rosettes only

<sup>7</sup> Pre-seed treatment

(C) Group 2 tolerant sunflowers only

[back to Table of Contents](#)

Purchase the printed edition of *Crop Protection 2020* for only \$12. [Buy it on-line here.](#)

## Herbicide Selector Chart – Forage Legumes

Crop	Crop Stage	Annual Smartweed	Barnyard Grass	Bluebur	Canada Thistle	
Alfalfa	Seedling	Basagran <sup>♦,5</sup> Embutox <sup>♦,1</sup> Express SG <sup>8</sup> Odyssey <sup>♦,5</sup> Pardner <sup>♦,5</sup> Pursuit <sup>♦</sup>	Edge <sup>5,2</sup> Eptam <sup>2</sup> Liquid Achieve SC <sup>♦,7</sup> Odyssey <sup>♦,5</sup>	Poast Ultra Select <sup>♦</sup> Trifluralin <sup>♦,2</sup>	Pardner <sup>♦,5</sup>	Amitrol 240 <sup>6</sup> Basagran <sup>♦,1,5</sup> Embutox <sup>♦,1,2</sup> Express SG <sup>1,8</sup> Tropotox Plus <sup>♦,1,5</sup>
	Established	Basagran <sup>♦,5</sup> Odyssey <sup>♦,5</sup> Pardner <sup>♦,5</sup> Princep <sup>♦</sup> Reglone <sup>♦,3</sup> Sencor <sup>♦,4</sup>	Assure II <sup>♦,5</sup> Odyssey <sup>♦,5</sup> Poast Ultra	Princep <sup>♦</sup> Reglone <sup>♦,3</sup>	Pardner <sup>♦,5</sup> Reglone <sup>♦,3</sup>	Amitrol 240 <sup>6</sup> Basagran <sup>♦,1,5</sup> Reglone <sup>♦,3</sup>
Alsike Clover	Seedling	Basagran <sup>♦,5</sup> Embutox <sup>♦,1</sup> Express SG <sup>8</sup>	Liquid Achieve SC <sup>♦,7</sup> Poast Ultra	Trifluralin <sup>♦,2</sup>	Express SG <sup>1,8</sup>	
	Established		Assure II <sup>♦,5</sup> Poast Ultra			
Cicer Milkvetch	Seedling		Eptam <sup>5,2</sup>	Trifluralin <sup>♦,2</sup>		
	Established		Select <sup>♦</sup>		Tropotox Plus <sup>♦,1,5</sup> Amitrol 2406	
Red Clover	Seedling	Basagran <sup>♦,5</sup> Express SG <sup>8</sup>	Assure II <sup>♦,5</sup> Liquid Achieve SC <sup>♦,7</sup>	Trifluralin <sup>♦,2</sup>	MCPA amine Amitrol 240 <sup>6</sup> Basagran <sup>♦,1,5</sup> Express SG <sup>1,8</sup> Tropotox Plus <sup>♦,1</sup>	
	Established	Reglone <sup>♦,3</sup>	Assure II <sup>♦,5</sup> Reglone <sup>♦,3</sup>	MCPA amine Reglone <sup>♦,3</sup>	Amitrol 240 <sup>6</sup> Reglone <sup>♦,3</sup>	
Sweet Clover	Seedling		Assure II <sup>♦,5</sup> Eptam <sup>2,5</sup> Liquid Achieve SC <sup>♦,7</sup>	Poast Ultra Trifluralin <sup>♦,2</sup>	Amitrol 240 <sup>6</sup>	
	Established	Basagran <sup>♦,5</sup>	Poast Ultra		Amitrol 240 <sup>6</sup> Basagran <sup>♦,1,5</sup>	
White Clover	Seedling	Embutox <sup>♦,1</sup> Tropotox Plus <sup>♦,1</sup>	Assure II <sup>♦,5</sup> Liquid Achieve SC <sup>♦,7</sup>	Tropotox Plus <sup>♦,1,5</sup>	Amitrol 240 <sup>6</sup> Embutox <sup>♦,1</sup> Tropotox Plus <sup>♦,1</sup>	
	Established	Reglone <sup>♦,3</sup>		Reglone <sup>♦,3</sup>	Amitrol 240 <sup>6</sup> Reglone <sup>♦,1,3</sup>	
Bird's-foot Trefoil	Seedling	Embutox <sup>♦,1</sup>	Assure II <sup>♦,5</sup> Eptam <sup>2</sup>	Liquid Achieve SC <sup>♦,7</sup> Trifluralin <sup>♦,2</sup>	Embutox <sup>♦,2</sup>	
	Established	Princep <sup>♦</sup> Reglone <sup>♦,3</sup>	Princep <sup>♦</sup> Reglone <sup>♦,3</sup>	Reglone <sup>♦,3</sup>	Reglone <sup>♦,3</sup>	
Sainfoin	Seedling	Basagran <sup>♦,5</sup>	Assure II <sup>♦,5</sup> Liquid Achieve SC <sup>♦,7</sup>	Poast Ultra Trifluralin <sup>♦,2</sup>	Basagran <sup>♦,1,5</sup>	
	Established		Poast Ultra			

♦ Other similar products can be found listed under this product.

<sup>1</sup> Suppression or season long control

<sup>2</sup> Pre-crop emergence herbicide

<sup>3</sup> Used as crop desiccant

<sup>4</sup> Under irrigation only

<sup>5</sup> Seed production only

<sup>6</sup> Forage production only

<sup>7</sup> Underseeding only

<sup>8</sup> To be used pre-seed, as a burnoff

**Check individual herbicides for grazing or feed restrictions**

## Herbicide Selector Chart – Forage Legumes

Crop	Crop Stage	Chickweed	Clovers	Common Groundsel	Corn Spurry	Dandelion
<b>Alfalfa</b>	Seedling	Basagran <sup>♦,5</sup> Edge <sup>5,2</sup> Eptam <sup>2</sup> Odyssey <sup>♦,5</sup> Trifluralin <sup>♦,2</sup>		Basagran <sup>♦,5</sup> Pardner <sup>♦,5</sup> Pursuit <sup>♦,1</sup>	Basagran <sup>♦,5</sup> Edge <sup>2,5</sup> Eptam <sup>2</sup>	Embutox <sup>♦,1</sup> Express SG <sup>8</sup>
	Established	Basagran <sup>♦,5</sup> Odyssey <sup>♦,5</sup> Reglone <sup>♦,3</sup> Sencor <sup>♦,4</sup>	Princep <sup>♦</sup> Reglone <sup>3,♦</sup>	Basagran <sup>♦,5</sup> Pardner <sup>♦,5</sup> Reglone <sup>♦,3</sup> Sencor <sup>♦,4</sup>	Basagran <sup>♦,5</sup> Reglone <sup>♦,3</sup> Sencor <sup>♦,4</sup>	Reglone <sup>♦,3</sup> Velpar <sup>5</sup>
<b>Alsike Clover</b>	Seedling	Basagran <sup>♦,5</sup> Trifluralin <sup>♦,2</sup>		Basagran <sup>♦,5</sup>	Basagran <sup>♦,5</sup>	Embutox <sup>♦,1</sup> Express SG <sup>8</sup>
	Established					
<b>Cicer Milkvetch</b>	Seedling	Eptam <sup>2,5</sup> Trifluralin <sup>♦,2</sup>			Eptam <sup>2,5</sup>	
	Established					
<b>Red Clover</b>	Seedling	Basagran <sup>♦,5</sup> Trifluralin <sup>♦,2</sup>		Basagran <sup>♦,5</sup>	Basagran <sup>♦,5</sup>	Express SG <sup>8</sup>
	Established	Reglone <sup>♦,3</sup>	Reglone <sup>♦,3</sup>	Reglone <sup>♦,3</sup>	Reglone <sup>♦,3</sup>	Reglone <sup>♦,3</sup>
<b>Sweet Clover</b>	Seedling	Eptam <sup>2,5</sup> Trifluralin <sup>♦,2</sup>			Eptam <sup>1,2,5</sup>	
	Established	Basagran <sup>♦,5</sup>		Basagran <sup>♦,5</sup>	Basagran <sup>♦,5</sup>	
<b>White Clover</b>	Seedling					Embutox <sup>♦,1</sup>
	Established	Reglone <sup>♦,3</sup>	Reglone <sup>3,♦</sup>	Reglone <sup>♦,3</sup>	Reglone <sup>♦,3</sup>	Reglone <sup>♦,1,3</sup>
<b>Bird's-foot Trefoil</b>	Seedling	Eptam <sup>2</sup> Trifluralin <sup>♦,2</sup>			Eptam <sup>2</sup>	Embutox <sup>♦,1</sup>
	Established	Reglone <sup>♦,3</sup>	Princep <sup>♦</sup> Reglone <sup>♦,3</sup>	Reglone <sup>♦,3</sup>	Reglone <sup>♦,3</sup>	Reglone <sup>♦,3</sup>
<b>Sainfoin</b>	Seedling	Basagran <sup>♦,5</sup> Trifluralin <sup>♦,2</sup>		Basagran <sup>♦,5</sup>	Basagran <sup>♦,5</sup>	
	Established					

♦ Other similar products can be found listed under this product.

<sup>1</sup> Suppression or season long control

<sup>2</sup> Pre-crop emergence herbicide

<sup>3</sup> Used as crop desiccant

<sup>4</sup> Under irrigation only

<sup>5</sup> Seed production only

<sup>6</sup> Forage production only

<sup>7</sup> Underseeding only

<sup>8</sup> To be used pre-seed, as a burnoff

**Check individual herbicides for grazing or feed restrictions**

[back to](#)  
[Table of Contents](#)

Purchase the printed edition of *Crop Protection 2020* for only \$12. [Buy it on-line here.](#)

## Herbicide Selector Chart – Forage Legumes

Crop	Crop Stage	Field Bindweed		Flixweed (seedlings)	Foxtail Barley	Green Foxtail	
Alfalfa	Seedling	Basagran <sup>♦,1,5</sup> Embutox <sup>♦,1</sup>	Tropotox Plus <sup>♦,1,5</sup>	Express SG <sup>8</sup> Odyssey <sup>♦,5</sup>	Poast Ultra <sup>1</sup>	Edge <sup>2,5</sup> Eptam <sup>2</sup> Express SG <sup>8</sup> Liquid Achieve SC <sup>7</sup> Odyssey <sup>♦,5</sup>	Poast Ultra Pursuit <sup>♦,1</sup> Select Trifluralin <sup>2</sup>
	Established	Basagran <sup>♦,1,5</sup>	Reglone <sup>3,♦</sup>	Odyssey <sup>♦,5</sup> Reglone <sup>♦,3</sup> Sencor <sup>♦,4</sup>	Poast Ultra <sup>1</sup> Reglone <sup>♦,3</sup>	Assure II <sup>♦,5</sup> Odyssey <sup>♦,5</sup> Poast Ultra	Pursuit <sup>♦,1,5</sup> Reglone <sup>♦,3</sup>
Alsike Clover	Seedling	Basagran <sup>♦,1,5</sup> Embutox 625 <sup>♦,1</sup>	Tropotox Plus <sup>♦,1</sup>	Express SG <sup>8</sup>		Assure II <sup>♦,5</sup> Express SG <sup>8</sup> Liquid Achieve SC <sup>♦,7</sup>	Poast Ultra Trifluralin <sup>♦,2</sup>
	Established				Poast Ultra <sup>1</sup>	Assure II <sup>♦,5</sup> Poast Ultra	
Cicer Milk Vetch	Seedling					Eptam <sup>2,5</sup> Poast Ultra	Trifluralin <sup>♦,2</sup>
	Established				Poast Ultra <sup>1</sup>	Poast Ultra	
Red Clover	Seedling	Basagran <sup>♦,1,5</sup>	Tropotox Plus <sup>♦,1</sup>	Express SG <sup>8</sup> MCPA amine		Assure II <sup>♦,5</sup> Express SG <sup>8</sup> Liquid Achieve SC <sup>♦,7</sup>	Trifluralin <sup>♦,2</sup>
	Established		Reglone <sup>♦,3</sup>	MCPA amine Reglone <sup>♦,3</sup>	Reglone <sup>♦,3</sup>	Assure II <sup>♦,5</sup>	Reglone <sup>♦,3</sup>
Sweet Clover	Seedling					Assure II <sup>♦,5</sup> Eptam <sup>1,2,5</sup> Liquid Achieve SC <sup>♦,7</sup>	Poast Ultra Trifluralin <sup>♦,2</sup>
	Established	Basagran <sup>♦,5</sup>			Poast Ultra <sup>1</sup>	Poast Ultra	
White Clover	Seedling	Embutox <sup>♦,1</sup>	Tropotox Plus <sup>♦,1</sup>			Assure II <sup>♦,5</sup> Liquid Achieve SC <sup>♦,7</sup>	
	Established		Reglone <sup>♦,3</sup>	Reglone <sup>♦,3</sup>	Reglone <sup>♦,3</sup>	Reglone <sup>♦,3</sup>	
Bird's-foot Trefoil	Seedling		Embutox <sup>♦,1</sup>			Assure II <sup>♦,5</sup> Eptam <sup>2</sup> Liquid Achieve SC <sup>♦,7</sup>	Trifluralin <sup>♦,2</sup>
	Established		Reglone <sup>♦,3</sup>	Reglone <sup>♦,3</sup>	Reglone <sup>♦,3</sup>	Reglone <sup>♦,3</sup>	
Sainfoin	Seedling	Basagran <sup>♦,1,5</sup>			Poast Ultra <sup>1</sup>	Assure II <sup>♦,5</sup> Liquid Achieve SC <sup>♦,7</sup>	Poast Ultra Trifluralin <sup>♦,2</sup>
	Established				Poast Ultra <sup>1</sup>	Poast Ultra	

♦ Other similar products can be found listed under this product.

<sup>1</sup> Suppression or season long control

<sup>2</sup> Pre-crop emergence herbicide

<sup>3</sup> Used as crop desiccant

<sup>4</sup> Under irrigation only

<sup>5</sup> Seed production only

<sup>6</sup> Forage production only

<sup>7</sup> Underseeding only

<sup>8</sup> To be used pre-seed, as a burnoff

Check individual herbicides for grazing or feed restrictions

## Herbicide Selector Chart – Forage Legumes

Crop	Crop Stage	Kochia	Lamb's-quarters		Leafy Spurge	Mustards	
<b>Alfalfa</b>	Seedling	Edge <sup>2,5</sup> Express SG <sup>8</sup> Odyssey <sup>*,1</sup> Pardner <sup>*,5</sup>	Basagran <sup>*,5</sup> Edge <sup>2,5</sup> Embutox <sup>♦</sup> Eptam <sup>2</sup> Express SG <sup>8</sup>	Odyssey <sup>*,1,5</sup> Pardner <sup>*,5</sup> Pursuit <sup>*,1</sup> Trifluralin <sup>*,2</sup> Tropotox Plus <sup>*,5</sup>	Amitrol 240 <sup>6</sup>	Basagran <sup>*,5</sup> Embutox <sup>♦</sup> Express SG <sup>8</sup> Odyssey <sup>*,5</sup>	Pardner <sup>*,5</sup> Pursuit <sup>♦</sup> Tropotox Plus <sup>*,5</sup>
	Established	Odyssey <sup>*,1,5</sup> Pardner <sup>*,5</sup> Reglone <sup>*,3</sup>	Basagran <sup>*,5</sup> Odyssey <sup>*,1,5</sup> Pardner <sup>*,5</sup>	Princep <sup>♦</sup> Reglone <sup>*,3</sup> Sencor <sup>*,4</sup>	Amitrol 240 <sup>6</sup> Reglone <sup>*,3</sup>	Basagran <sup>*,5</sup> Odyssey <sup>*,5</sup> Pardner <sup>*,5</sup>	Pursuit <sup>*,5</sup> Reglone <sup>*,3</sup> Sencor <sup>*,4</sup>
<b>Alsike Clover</b>	Seedling	Express SG <sup>8</sup>	Basagran <sup>*,5</sup> Embutox <sup>♦</sup> Express SG <sup>8</sup>	Trifluralin <sup>*,2</sup> Tropotox Plus <sup>♦</sup>	Amitrol 240 <sup>6</sup>	Basagran <sup>*,5</sup> Embutox <sup>♦</sup>	Express SG <sup>8</sup> Tropotox Plus <sup>♦</sup>
	Established				Amitrol 240 <sup>6</sup>		
<b>Cicer Milk Vetch</b>	Seedling		Eptam <sup>2,5</sup>	Trifluralin <sup>*,2</sup>			
	Established						
<b>Red Clover</b>	Seedling	Express SG <sup>8</sup> MCPA amine	Basagran <sup>*,5</sup> Express SG <sup>8</sup> MCPA amine	Trifluralin <sup>*,2</sup> Tropotox Plus <sup>♦</sup>	Amitrol 240 <sup>6</sup> Express SG <sup>8</sup>	Basagran <sup>*,5</sup> Express SG <sup>8</sup> MCPA amine	Tropotox Plus <sup>♦</sup>
	Established	MCPA amine Reglone <sup>*,3</sup>	MCPA amine	Reglone <sup>*,3</sup>	Amitrol 240 <sup>6</sup> Reglone <sup>*,3</sup>	MCPA amine	Reglone <sup>*,3</sup>
<b>Sweet Clover</b>	Seedling		Eptam <sup>1,2,5</sup>	Trifluralin <sup>*,2</sup>	Amitrol 240 <sup>6</sup>		
	Established		Basagran <sup>*,5</sup>		Amitrol 240 <sup>6</sup>	Basagran <sup>*,5</sup>	
<b>White Clover</b>	Seedling		Embutox <sup>♦</sup>	Tropotox Plus <sup>♦</sup>	Amitrol 240 <sup>6</sup>	Embutox <sup>♦</sup>	Tropotox Plus <sup>♦</sup>
	Established	Reglone <sup>*,3</sup>	Reglone <sup>*,3</sup>		Amitrol 240 <sup>6</sup> Reglone <sup>*,3</sup>	Reglone <sup>*,3</sup>	
<b>Bird's-foot Trefoil</b>	Seedling		Embutox <sup>♦</sup> Eptam <sup>2</sup>	Trifluralin <sup>*,2</sup>	Amitrol 240 <sup>6</sup>	Embutox <sup>♦</sup>	
	Established	Reglone <sup>*,3</sup>	Princep <sup>♦</sup>	Reglone <sup>*,3</sup>	Amitrol 240 <sup>6</sup> Reglone <sup>*,3</sup>	Reglone <sup>*,3</sup>	
<b>Sainfoin</b>	Seedling		Basagran <sup>*,5</sup>	Trifluralin <sup>*,2</sup>	Amitrol 240 <sup>6</sup>	Basagran <sup>*,5</sup>	
	Established				Amitrol 240 <sup>6</sup>		

♦ Other similar products can be found listed under this product.

<sup>1</sup> Suppression or season long control

<sup>2</sup> Pre-crop emergence herbicide

<sup>3</sup> Used as crop desiccant

<sup>4</sup> Under irrigation only

<sup>5</sup> Seed production only

<sup>6</sup> Forage production only

<sup>7</sup> Underseeding only

<sup>8</sup> To be used pre-seed, as a burnoff

**Check individual herbicides for grazing or feed restrictions**

[back to](#)  
[Table of Contents](#)

Purchase the printed edition of *Crop Protection 2020* for only \$12. [Buy it on-line here.](#)

## Herbicide Selector Chart – Forage Legumes

Crop	Crop Stage	Narrow-leaved Hawk's-beard	Night-flowering Catchfly	Perennial Sow-thistle		Quack Grass	
Alfalfa	Seedling	Embutox 625 <sup>♦</sup> Express SG <sup>8</sup>	Pardner <sup>♦,5</sup>	Amitrol 240 <sup>6</sup> Embutox <sup>♦,1</sup>	Tropotox Plus <sup>1,5,♦</sup>	Amitrol 240 <sup>6</sup> Eptam <sup>1,2</sup>	Poast Ultra <sup>1</sup> Select <sup>♦</sup>
	Established	Reglone <sup>♦,3</sup> Velpar <sup>5</sup>	Pardner <sup>♦,5</sup> Reglone <sup>♦,3</sup> Sencor <sup>♦,4</sup>	Amitrol 240 <sup>6</sup> Reglone <sup>♦,3</sup>	Tropotox Plus <sup>♦,1</sup> Velpar <sup>5</sup>	Amitrol 240 <sup>6</sup> Assure II <sup>♦,5</sup> Poast Ultra <sup>1</sup>	Reglone <sup>♦,3</sup> Velpar <sup>5</sup>
Alsike Clover	Seedling	Embutox <sup>♦,1</sup> Express SG <sup>8</sup>		Amitrol 240 <sup>6</sup> Embutox <sup>1,♦</sup>	Tropotox Plus <sup>♦,1</sup>	Amitrol 240 <sup>6</sup> Assure II <sup>♦,5</sup>	Poast Ultra <sup>1</sup>
	Established			Amitrol 240 <sup>6</sup>		Amitrol 240 <sup>6</sup> Assure II <sup>♦,5</sup>	Poast Ultra <sup>1</sup>
Cicer Milk Vetch	Seedling					Poast Ultra <sup>1</sup>	
	Established					Poast Ultra <sup>1</sup>	
Red Clover	Seedling	Express SG <sup>8</sup>		Amitrol 240 <sup>6</sup>	Tropotox Plus <sup>♦,1</sup>	Amitrol 240 <sup>6</sup>	Assure II <sup>♦,5</sup>
	Established	Reglone <sup>♦,3</sup>	Reglone <sup>♦,3</sup>	Amitrol 240 <sup>6</sup>	Reglone <sup>♦,3</sup>	Amitrol 240 <sup>6</sup> Assure II <sup>♦,5</sup>	Reglone <sup>♦,3</sup>
Sweet Clover	Seedling			Amitrol 240 <sup>6</sup>		Amitrol 240 <sup>6</sup> Assure II <sup>♦,5</sup>	Eptam <sup>1,2</sup> Poast Ultra <sup>1</sup>
	Established			Amitrol 240 <sup>6</sup>		Amitrol 240 <sup>6</sup>	Poast Ultra <sup>1</sup>
White Clover	Seedling	Embutox <sup>♦</sup>		Amitrol 240 <sup>6</sup> Embutox <sup>♦,1</sup>	Tropotox Plus <sup>♦,1</sup>	Amitrol 240 <sup>6</sup> Assure II <sup>♦,5</sup>	
	Established	Reglone <sup>♦,3</sup>	Reglone <sup>♦,3</sup>	Amitrol 240 <sup>6</sup>	Reglone <sup>♦,3</sup>	Amitrol 240 <sup>6</sup>	Reglone <sup>♦,3</sup>
Bird's-foot Trefoil	Seedling	Embutox <sup>♦</sup>		Embutox <sup>♦,1</sup>		Assure II <sup>♦,5</sup>	Eptam <sup>1,2</sup>
	Established	Reglone <sup>♦,3</sup>	Reglone <sup>♦,3</sup>		Reglone <sup>♦,3</sup>	Reglone <sup>♦,3</sup>	
Sainfoin	Seedling					Assure II <sup>♦,5</sup>	Poast Ultra <sup>1</sup>
	Established					Poast Ultra <sup>1</sup>	

♦ Other similar products can be found listed under this product.

<sup>1</sup> Suppression or season long control

<sup>2</sup> Pre-crop emergence herbicide

<sup>3</sup> Used as crop desiccant

<sup>4</sup> Under irrigation only

<sup>5</sup> Seed production only

<sup>6</sup> Forage production only

<sup>7</sup> Underseeding only

<sup>8</sup> To be used pre-seed, as a burnoff

Check individual herbicides for grazing or feed restrictions

## Herbicide Selector Chart – Forage Legumes

Crop	Crop Stage	Forage Legumes						
		Redroot Pigweed		Scentless Chamomile (seedlings)	Shepherd's-purse (seedlings)		Stinkweed (seedlings)	
Alfalfa	Seedling	Basagran <sup>♦,1,5</sup> Edge <sup>2,5</sup> Embutox <sup>♦</sup> Eptam <sup>2</sup> Express SG <sup>8</sup>	Odyssey <sup>♦,5</sup> Pardner <sup>♦,5</sup> Pursuit <sup>♦</sup> Trifluralin <sup>♦,2</sup> Tropotox Plus <sup>♦,5</sup>	Express SG <sup>8</sup>	Basagran <sup>♦,5</sup> Embutox <sup>♦</sup> Odyssey <sup>♦,5</sup>	Plus <sup>♦,5</sup> Pursuit <sup>♦,1</sup> Tropotox	Basagran <sup>♦,5</sup> Embutox <sup>♦</sup> Express SG <sup>8</sup> Odyssey <sup>♦,5</sup>	Pardner <sup>♦,5</sup> Pursuit <sup>♦</sup> Tropotox Plus <sup>♦,5</sup>
	Established	Basagran <sup>♦,1,5</sup> Odyssey <sup>♦,5</sup> Pardner <sup>♦,5</sup>	Pursuit <sup>♦,5</sup> Reglone <sup>♦,3</sup> Sencor <sup>♦,4</sup>	Reglone <sup>♦,3</sup> Velpar <sup>5</sup>	Basagran <sup>♦,5</sup> Odyssey <sup>♦,5</sup>	Reglone <sup>♦,3</sup> Sencor <sup>♦,4</sup>	Basagran <sup>♦,5</sup> Odyssey <sup>♦,5</sup> Pardner <sup>♦,5</sup>	Pursuit <sup>♦,5</sup> Reglone <sup>♦,3</sup> Sencor <sup>♦,4</sup>
Alsike Clover	Seedling	Basagran <sup>♦,1,5</sup> Embutox <sup>♦</sup> Express SG <sup>8</sup>	Trifluralin <sup>♦,2</sup> Tropotox Plus <sup>♦</sup>	Express SG <sup>8</sup>	Basagran <sup>♦,5</sup> Embutox <sup>♦</sup>	Tropotox Plus <sup>♦</sup>	Basagran <sup>♦,5</sup> Embutox <sup>♦</sup>	Express SG <sup>8</sup> Tropotox Plus <sup>♦</sup>
	Established							
Cicer Milk Vetch	Seedling	Eptam <sup>2,5</sup>	Trifluralin <sup>♦,2</sup>					
	Established							
Red Clover	Seedling	Basagran <sup>♦,1,5</sup> Express SG <sup>8</sup> MCPA amine	Trifluralin <sup>♦,2</sup> Tropotox Plus <sup>♦</sup>	Express SG <sup>8</sup>	Basagran <sup>♦,5</sup> MCPA amine	Tropotox Plus <sup>♦</sup>	Basagran <sup>♦,5</sup> Express SG <sup>8</sup> MCPA amine	Tropotox Plus <sup>♦</sup>
	Established	MCPA amine	Reglone <sup>♦,3</sup>	Reglone <sup>♦,3</sup>	MCPA amine	Reglone <sup>♦,3</sup>	MCPA amine	Reglone <sup>♦,3</sup>
Sweet Clover	Seedling	Eptam <sup>2,5</sup>	Trifluralin <sup>♦,2</sup>					
	Established	Basagran <sup>♦,1,5</sup>			Basagran <sup>♦,5</sup>		Basagran <sup>♦,5</sup>	
White Clover	Seedling	Embutox <sup>♦</sup>	Tropotox Plus <sup>♦</sup>		Embutox <sup>♦</sup>	Tropotox Plus <sup>♦</sup>	Embutox <sup>♦</sup>	Tropotox Plus <sup>♦</sup>
	Established	Reglone <sup>♦,3</sup>		Reglone <sup>♦,3</sup>	Reglone <sup>♦,3</sup>		Reglone <sup>♦,3</sup>	
Bird's-foot Trefoil	Seedling	Embutox <sup>♦</sup> Eptam <sup>2</sup>	Trifluralin <sup>♦,2</sup>		Embutox <sup>♦</sup>		Embutox <sup>♦</sup>	
	Established	Reglone <sup>♦,3</sup>		Reglone <sup>♦,3</sup>	Reglone <sup>♦,3</sup>		Reglone <sup>♦,3</sup>	
Sainfoin	Seedling	Basagran <sup>♦,1,5</sup>	Trifluralin <sup>♦,2</sup>		Basagran <sup>♦,5</sup>		Basagran <sup>♦,5</sup>	
	Established							

♦ Other similar products can be found listed under this product.

<sup>1</sup> Suppression or season long control

<sup>2</sup> Pre-crop emergence herbicide

<sup>3</sup> Used as crop desiccant

<sup>4</sup> Under irrigation only

<sup>5</sup> Seed production only

<sup>6</sup> Forage production only

<sup>7</sup> Underseeding only

<sup>8</sup> To be used pre-seed, as a burnoff

Check individual herbicides for grazing or feed restrictions

[back to Table of Contents](#)

Purchase the printed edition of *Crop Protection 2020* for only \$12. [Buy it on-line here.](#)

## Herbicide Selector Chart – Forage Legumes

Crop	Crop Stage	Tall Buttercup	Toadflax	Wild Buckwheat		Wild Oats	
Alfalfa	Seedling	Basagran <sup>♦</sup> Tropotox Plus <sup>♦,1,5</sup>	Amitrol 240 <sup>6</sup>	Edge <sup>2,5</sup> Embutox <sup>♦</sup> Express SG <sup>8</sup>	Odyssey <sup>♦,5</sup> Pardner <sup>♦,5</sup> Trifluralin <sup>♦,2</sup>	Avadex BW <sup>2,7</sup> Edge <sup>1,2,5</sup> Eptam <sup>2</sup> Express SG <sup>8</sup> Liquid Achieve SC <sup>♦,7</sup> MicroActiv <sup>2,7</sup>	Odyssey <sup>♦,5</sup> Poast Ultra Select <sup>♦</sup> Trifluralin <sup>♦,2</sup>
	Established	Basagran <sup>♦</sup>	Amitrol 240 <sup>6</sup> Reglone <sup>♦,3</sup>	Odyssey <sup>♦,5</sup> Pardner <sup>♦,5</sup>	Princep <sup>♦</sup> Reglone <sup>♦,3</sup>	Assure II <sup>♦,5</sup> Odyssey <sup>♦,5</sup> Poast Ultra	Princep <sup>♦</sup> Reglone <sup>♦,3</sup>
Alsike Clover	Seedling	Tropotox Plus <sup>♦,1,5</sup>	Amitrol 240 <sup>6</sup>	Embutox <sup>♦</sup> Express SG <sup>8</sup>	Trifluralin <sup>♦,2</sup>	Assure II <sup>♦,5</sup> Avadex BW <sup>2,7</sup> Express SG <sup>8</sup> Liquid Achieve SC <sup>♦,7</sup>	MicroActiv <sup>2,7</sup> Poast Ultra Trifluralin <sup>♦,2</sup>
	Established		Amitrol 240 <sup>6</sup>			Assure II <sup>♦,5</sup>	Poast Ultra
Cicer Milk Vetch	Seedling				Trifluralin <sup>♦,2</sup>	Eptam <sup>2,5</sup> Poast Ultra	Trifluralin <sup>♦,2</sup>
	Established					Poast Ultra	
Red Clover	Seedling	MCPA amine Tropotox Plus <sup>♦,1,5</sup>	Amitrol 240 <sup>6</sup>	Express SG <sup>8</sup> Trifluralin <sup>♦,2</sup>		Assure II <sup>♦,5</sup> Avadex BW <sup>2,7</sup> Express SG <sup>8</sup>	Liquid Achieve SC <sup>♦,7</sup> MicroActiv <sup>2,7</sup> Trifluralin <sup>♦,2</sup>
	Established	MCPA amine	Amitrol 240 <sup>6</sup> Reglone <sup>♦</sup>	Reglone <sup>♦,3</sup>		Assure II <sup>♦,5</sup>	Reglone <sup>♦,3</sup>
Sweet Clover	Seedling		Amitrol 240 <sup>6</sup>		Trifluralin <sup>♦,2</sup>	Assure II <sup>♦,5</sup> Avadex BW <sup>2,7</sup> Eptam <sup>2,5</sup> Liquid Achieve SC <sup>♦,7</sup>	MicroActiv <sup>2,7</sup> Poast Ultra Trifluralin <sup>♦,2</sup>
	Established		Amitrol 240 <sup>6</sup>			Poast Ultra	
White Clover	Seedling	Tropotox Plus <sup>♦,1,5</sup>	Amitrol 240 <sup>6</sup>	Embutox <sup>♦</sup>		Assure II <sup>♦,5</sup> Avadex BW <sup>7</sup>	Liquid Achieve SC <sup>♦,7</sup> MicroActiv <sup>2,7</sup>
	Established		Amitrol 240 <sup>6</sup> Reglone <sup>♦,3</sup>	Reglone <sup>♦,3</sup>		Reglone <sup>♦,3</sup>	
Bird's-foot Trefoil	Seedling			Embutox <sup>♦</sup>	Trifluralin <sup>♦,2</sup>	Assure II <sup>♦,5</sup> Avadex BW <sup>2,7</sup> Eptam <sup>2</sup>	Liquid Achieve SC <sup>♦,7</sup> MicroActiv <sup>2,7</sup> Trifluralin <sup>♦,2</sup>
	Established		Reglone <sup>♦,3</sup>	Princep <sup>♦</sup>	Reglone <sup>♦,3</sup>	Princep <sup>♦</sup>	Reglone <sup>♦,3</sup>
Sainfoin	Seedling				Trifluralin <sup>♦,2</sup>	Assure II <sup>♦,5</sup> Liquid Achieve SC <sup>♦,7</sup>	Poast Ultra Trifluralin <sup>♦,2</sup>
	Established					Poast Ultra	

♦ Other similar products can be found listed under this product.

<sup>1</sup> Suppression or season long control

<sup>2</sup> Pre-crop emergence herbicide

<sup>3</sup> Used as crop desiccant

<sup>4</sup> Under irrigation only

<sup>5</sup> Seed production only

<sup>6</sup> Forage production only

<sup>7</sup> Underseeding only

<sup>8</sup> To be used pre-seed, as a burnoff

Check individual herbicides for grazing or feed restrictions



## Herbicide Selector Chart – Forage Grasses

Crop	Crop Stage	Annual Smartweed					Barnyard Grass
<b>Meadow Bromegrass</b>	Seedling	Attain XC <sup>♦,5</sup> Deploy <sup>♦</sup> Express SG <sup>2</sup>	MCPA Prestige XC <sup>♦,5</sup>	Refine SG Spectrum <sup>♦,5</sup>			
	Established	Attain XC <sup>♦,5</sup> Deploy <sup>♦</sup>	Infinity MCPA <sup>1</sup>	Prestige XC <sup>♦,5</sup> Refine SG	Spectrum <sup>♦,5</sup> Target <sup>♦,7</sup>		
<b>Smooth Bromegrass</b>	Seedling	2,4-D Basagran <sup>♦,5</sup> Buctril M <sup>5</sup>	Deploy <sup>♦</sup> Engenia <sup>♦</sup> Express SG <sup>2</sup>	MCPA <sup>1</sup> Pardner <sup>♦,5</sup> Prestige XC <sup>♦,5</sup>	Refine SG Spectrum <sup>♦,5</sup> Target <sup>♦,7</sup>		
	Established	2,4-D Deploy <sup>♦</sup>	MCPA <sup>1</sup> Prestige XC <sup>♦,5</sup>	Refine SG Spectrum <sup>♦,5</sup>	Target <sup>♦,7</sup>		
<b>Crested Wheatgrass</b>	Seedling	2,4-D Attain XC <sup>♦,5</sup> Basagran <sup>♦,5</sup>	Buctril M <sup>5</sup> Deploy <sup>♦</sup> Engenia <sup>♦</sup>	MCPA <sup>1</sup> Pardner <sup>♦,5</sup> Prestige XC <sup>♦,5</sup>	Refine SG Spectrum <sup>♦,5</sup> Target <sup>♦,7</sup>		
	Established	2,4-D Ally <sup>♦</sup>	Attain XC <sup>♦,5</sup> Deploy <sup>♦</sup>	MCPA <sup>1</sup> Prestige XC <sup>♦,5</sup>	Refine SG Spectrum <sup>♦,5</sup>	Target <sup>♦,7</sup>	
<b>Intermediate Wheatgrass</b>	Seedling	2,4-D Attain XC <sup>♦,5</sup> Buctril M <sup>5</sup>	Deploy <sup>♦</sup> Engenia <sup>♦</sup> MCPA <sup>1</sup>	Pardner <sup>♦,5</sup> Prestige XC <sup>♦,5</sup> Refine SG	Spectrum <sup>♦,5</sup> Target <sup>♦,7</sup>		
	Established	2,4-D Ally <sup>♦</sup>	Attain XC <sup>♦,5</sup> Deploy <sup>♦</sup>	MCPA <sup>1</sup> Prestige XC <sup>♦,5</sup>	Refine SG Spectrum <sup>♦,5</sup>	Target <sup>♦,7</sup>	
<b>Creeping Red Fescue</b>	Seedling	2,4-D Basagran <sup>♦,5</sup> Buctril M <sup>5</sup>	Deploy <sup>♦</sup> Engenia <sup>♦</sup>	Express SG <sup>2</sup> MCPA <sup>1</sup>	Pardner <sup>♦,5</sup> Refine SG	Spectrum <sup>♦,7</sup> Target <sup>♦,7</sup>	Assure II <sup>5</sup> Poast Ultra <sup>5</sup>
	Established	2,4-D Ally <sup>♦</sup> Attain XC <sup>♦,5</sup>	Deploy <sup>♦</sup> Engenia <sup>♦</sup> Infinity	MCPA <sup>1</sup> Prestige XC <sup>♦,5</sup> Refine SG	Spectrum <sup>♦,5</sup> Target <sup>♦,7</sup>		Assure II <sup>5</sup> Poast Ultra <sup>5</sup>
<b>Tall Fescue</b>	Seedling	2,4-D Attain XC <sup>♦,5</sup>	Buctril M <sup>5</sup> Deploy	Engenia <sup>♦</sup> Infinity	MCPA <sup>1</sup> Refine SG	Spectrum <sup>♦,5</sup>	
	Established	2,4-D Attain XC <sup>♦,5</sup>	Deploy <sup>♦</sup> MCPA <sup>1</sup>	Prestige XC <sup>♦,5</sup> Refine SG	Spectrum <sup>♦,5</sup> Target <sup>♦,7</sup>		
<b>Orchard Grass</b>	Seedling	2,4-D Basagran <sup>♦,5</sup>	Buctril M <sup>5</sup> Deploy <sup>♦</sup>	Engenia <sup>♦</sup> MCPA <sup>1</sup>	Pardner <sup>♦,5</sup> Refine SG	Target <sup>♦,7</sup>	
	Established	2,4-D Ally <sup>♦</sup>	Deploy <sup>♦</sup> MCPA <sup>1</sup>	Refine SG Target <sup>♦,7</sup>			
<b>Timothy</b>	Seedling	2,4-D Attain XC <sup>♦,5</sup> Basagran <sup>♦,5</sup>	Buctril M <sup>5</sup> Curtail M <sup>♦</sup> Engenia <sup>♦</sup>	Express SG <sup>2</sup> Frontline XL <sup>♦</sup> MCPA <sup>1</sup>	Pardner <sup>♦,5</sup> Prestige XC <sup>♦,5</sup> Spectrum <sup>♦,5</sup>	Target <sup>♦,7</sup>	
	Established	2,4-D Ally <sup>♦</sup>	Attain XC <sup>♦,5</sup> Buctril M <sup>♦</sup>	Curtail M <sup>♦</sup> MCPA <sup>1</sup>	Prestige XC <sup>♦,5</sup> Spectrum <sup>♦,5</sup>	Target <sup>♦,7</sup>	
<b>Hay and Grazing</b>	With Legumes	Embutox <sup>♦,5,1</sup>					
	No Legumes	2,4-D	Embutox <sup>♦,1</sup>	MCPA <sup>1</sup>			

♦ Other similar products can be found listed under this product.

<sup>1</sup> Suppression only

<sup>2</sup> Pre-plant, incorporate treatment, or pre-seed, as a burnoff

<sup>3</sup> Used as crop desiccant

<sup>4</sup> Under irrigation only

<sup>5</sup> Seed production only

<sup>6</sup> Underseeding only

<sup>7</sup> Forage production only

<sup>8</sup> Fall application only

[back to Table of Contents](#)

Purchase the printed edition of *Crop Protection 2020* for only \$12. [Buy it on-line here.](#)

## Herbicide Selector Chart – Forage Grasses

Crop	Crop Stage	Bluebur			Burdock
<b>Meadow Brome</b>	Seedling	Attain XC <sup>♦,5</sup>	MCPA	OcTTain <sup>5</sup>	Attain XC <sup>♦,5</sup> OcTTain <sup>5</sup>
	Established	Attain XC <sup>♦,5</sup>			Attain XC <sup>♦,5</sup> OcTTain <sup>5</sup>
<b>Smooth Brome</b>	Seedling	2,4-D Attain XC <sup>♦,5</sup>	Buctril M <sup>♦,5</sup> MCPA	Pardner <sup>♦,5</sup>	Attain XC <sup>♦,5</sup> MCPA OcTTain <sup>5</sup>
	Established	2,4-D	Attain XC <sup>♦,5</sup>	MCPA	Attain XC <sup>♦,5</sup> MCPA OcTTain <sup>5</sup>
<b>Crested Wheatgrass</b>	Seedling	2,4-D Attain XC <sup>♦,5</sup>	Buctril M <sup>♦,5</sup> MCPA	OcTTain <sup>5</sup> Pardner <sup>♦,5</sup>	Attain XC <sup>♦,5</sup> MCPA OcTTain <sup>5</sup>
	Established	2,4-D Ally <sup>♦</sup>	Attain XC <sup>♦,5</sup> MCPA	OcTTain <sup>5</sup>	Attain XC <sup>♦,5</sup> MCPA OcTTain <sup>5</sup>
<b>Intermediate Wheatgrass</b>	Seedling	2,4-D Attain XC <sup>♦,5</sup>	Buctril M <sup>♦,5</sup> MCPA	OcTTain <sup>5</sup> Pardner <sup>♦,5</sup>	Attain XC <sup>♦,5</sup> MCPA OcTTain <sup>5</sup>
	Established	2,4-D Ally <sup>♦</sup>	Attain XC <sup>♦,5</sup> MCPA	OcTTain <sup>5</sup>	Attain XC <sup>♦,5</sup> MCPA OcTTain <sup>5</sup>
<b>Creeping Red Fescue</b>	Seedling	2,4-D Attain XC <sup>♦,5</sup>	Buctril M <sup>♦,5</sup> MCPA	OcTTain <sup>5</sup> Pardner <sup>♦,5</sup>	Attain XC <sup>♦,5</sup> MCPA OcTTain <sup>5</sup>
	Established	2,4-D Ally <sup>♦</sup>	MCPA OcTTain <sup>5</sup>		Attain XC <sup>♦,5</sup> MCPA OcTTain <sup>5</sup>
<b>Tall Fescue</b>	Seedling	2,4-D Attain XC <sup>♦,5</sup>	Buctril M <sup>♦,5</sup> MCPA	OcTTain <sup>5</sup> Pardner <sup>♦,5</sup>	Attain XC <sup>♦,5</sup> OcTTain <sup>5</sup>
	Established	2,4-D Ally <sup>♦</sup>	Attain XC <sup>♦,5</sup> MCPA	OcTTain <sup>5</sup>	Attain XC <sup>♦,5</sup> OcTTain <sup>5</sup>
<b>Orchard Grass</b>	Seedling	2,4-D Buctril M <sup>♦,5</sup>	MCPA Pardner <sup>♦,5</sup>		
	Established	2,4-D	Attain XC <sup>♦,5</sup>	MCPA	
<b>Timothy</b>	Seedling	Attain XC <sup>♦,5</sup> Buctril M <sup>♦,5</sup>	MCPA OcTTain <sup>5</sup>	Pardner <sup>♦,5</sup>	Attain XC <sup>♦,5</sup> MCPA OcTTain <sup>5</sup>
	Established	2,4-D Ally <sup>♦</sup>	Attain XC <sup>♦,5</sup> Buctril M <sup>♦</sup>	MCPA OcTTain <sup>5</sup>	Attain XC <sup>♦,5</sup> MCPA OcTTain <sup>5</sup>
<b>Hay and Grazing</b>	With Legumes				
	No Legumes	2,4-D	MCPA		Grazon MCPA

♦ Other similar products can be found listed under this product.

- 1 Suppression only
- 2 Pre-plant, incorporate treatment, or pre-seed, as a burnoff
- 3 Used as crop desiccant
- 4 Under irrigation only
- 5 Seed production only
- 6 Underseeding only
- 7 Forage production only
- 8 Fall application only

## Herbicide Selector Chart – Forage Grasses

Crop	Crop Stage	Canada Thistle				
<b>Meadow Bromegrass</b>	Seedling	Attain XC <sup>♦,1,5</sup> Deploy <sup>♦,1</sup>	Express SG <sup>1,2</sup> Prestige XC <sup>♦,5</sup>	OcTTain <sup>5,1</sup>	Refine SG <sup>1</sup>	Spectrum <sup>♦,5</sup>
	Established	Attain XC <sup>♦,1,5</sup> Deploy <sup>♦,1</sup>	Infinity <sup>1</sup> OcTTain <sup>5,1</sup>	Prestige XC <sup>♦,5</sup>	Refine SG <sup>1</sup> Spectrum <sup>♦,5</sup>	Target <sup>♦,7</sup>
<b>Smooth Bromegrass</b>	Seedling	2,4-D <sup>1</sup> Attain XC <sup>♦,1,5</sup> Basagran <sup>♦,1,5</sup>	Buctril M <sup>♦,1,5</sup> Deploy <sup>♦,1</sup> Engenia <sup>♦,1</sup>	Express SG <sup>1,2</sup> Lontrel <sup>♦</sup> MCPA <sup>1</sup>	OcTTain <sup>5,1</sup> Prestige XC <sup>♦,5</sup> Refine SG <sup>1</sup>	Spectrum <sup>♦,5</sup> Target <sup>♦,1,7</sup>
	Established	2,4-D <sup>1</sup> Attain XC <sup>♦,1,5</sup> Deploy <sup>♦,1</sup>	Infinity <sup>1</sup> Lontrel <sup>♦</sup>	MCPA <sup>1</sup> OcTTain <sup>5,1</sup>	Prestige XC <sup>♦,5</sup> Refine SG <sup>1</sup>	Spectrum <sup>♦,5</sup> Target <sup>♦,1,7</sup>
<b>Crested Wheatgrass</b>	Seedling	2,4-D <sup>1</sup> Attain XC <sup>♦,1,5</sup> Basagran <sup>♦,1,5</sup>	Buctril M <sup>♦,1,5</sup> Deploy <sup>♦,1</sup> Engenia <sup>♦,1,5</sup>	Lontrel <sup>♦</sup> MCPA <sup>1</sup> OcTTain <sup>5,1</sup>	Prestige XC <sup>♦,5</sup> Refine SG <sup>1</sup>	Spectrum <sup>♦,5</sup> Target <sup>♦,1,7</sup>
	Established	2,4-D <sup>1</sup> Ally <sup>♦,1</sup> Attain XC <sup>♦,1,5</sup>	Deploy <sup>♦,1</sup> Lontrel <sup>♦</sup>	MCPA <sup>1</sup> OcTTain <sup>5,1</sup>	Prestige XC <sup>♦,5</sup> Refine SG <sup>1</sup>	Spectrum <sup>♦,5</sup> Target <sup>♦,1,7</sup>
<b>Intermediate Wheatgrass</b>	Seedling	2,4-D <sup>1</sup> Attain XC <sup>♦,1,5</sup> Buctril M <sup>♦,1,5</sup>	Deploy <sup>♦,1</sup> Engenia <sup>♦,1</sup> Lontrel <sup>♦</sup>	MCPA <sup>1</sup> OcTTain <sup>5,1</sup>	Prestige XC <sup>♦,5</sup> Refine SG <sup>1</sup>	Spectrum <sup>♦,5</sup> Target <sup>♦,1,7</sup>
	Established	2,4-D <sup>1</sup> Ally <sup>♦,1</sup> Attain XC <sup>♦,1,5</sup>	Deploy <sup>♦,1</sup> Lontrel <sup>♦</sup>	MCPA <sup>1</sup> OcTTain <sup>5,1</sup>	Prestige XC <sup>♦,5</sup> Refine SG <sup>1</sup>	Spectrum <sup>♦,5</sup> Target <sup>♦,1,7</sup>
<b>Creeping Red Fescue</b>	Seedling	2,4-D <sup>1</sup> Attain XC <sup>♦,1,5</sup> Basagran <sup>♦,1,5</sup>	Buctril M <sup>♦,1,5</sup> Deploy <sup>♦,1</sup> Engenia <sup>♦,1</sup>	Express SG <sup>1,2</sup> Lontrel <sup>♦</sup> MCPA <sup>1</sup>	OcTTain <sup>5,1</sup> Prestige XC <sup>♦,5</sup> Refine SG <sup>1</sup>	Spectrum <sup>♦,5</sup> Target <sup>♦,1,7</sup>
	Established	2,4-D <sup>1</sup> Ally <sup>♦,1</sup> Attain XC <sup>♦,1,5</sup>	Engenia <sup>♦,1</sup> Deploy <sup>♦,1</sup> Lontrel <sup>♦</sup>	MCPA <sup>1</sup> OcTTain <sup>5,1</sup>	Prestige XC <sup>♦,5</sup> Refine SG <sup>1</sup>	Spectrum <sup>♦,5</sup> Target <sup>♦,1,7</sup>
<b>Tall Fescue</b>	Seedling	2,4-D <sup>1</sup> Attain XC <sup>♦,1,5</sup>	Buctril M <sup>♦,1,5</sup> Engenia <sup>♦,1</sup>	Deploy <sup>♦,1</sup> Lontrel <sup>♦</sup>	OcTTain <sup>5,1</sup> Refine SG <sup>1</sup>	Spectrum <sup>♦,5</sup>
	Established	2,4-D <sup>1</sup> Attain XC <sup>♦,1,5</sup>	Deploy <sup>♦,1</sup> Lontrel <sup>♦</sup>	OcTTain <sup>5,1</sup> Prestige XC <sup>♦,5</sup>	Refine SG <sup>1</sup> Spectrum <sup>♦,5</sup>	Target <sup>♦,1,7</sup>
<b>Orchard Grass</b>	Seedling	2,4-D <sup>1</sup> Basagran <sup>♦,1,5</sup>	Buctril M <sup>♦,1,5</sup> Deploy <sup>♦,1</sup>	Engenia <sup>♦,1</sup> Lontrel <sup>♦</sup>	Refine SG <sup>1</sup>	Target <sup>♦,1,7</sup>
	Established	2,4-D <sup>1</sup> Ally <sup>♦,1</sup>	Deploy <sup>♦,1</sup>	Lontrel <sup>♦</sup>	Refine SG <sup>1</sup>	Target <sup>♦,1,7</sup>
<b>Timothy</b>	Seedling	2,4-D <sup>1</sup> Attain XC <sup>♦,1,5</sup> Basagran <sup>♦,1,5</sup>	Buctril M <sup>♦,1,5</sup> Curtail M <sup>♦</sup> Engenia <sup>♦,1</sup>	Express SG <sup>1,2</sup> Infinity <sup>4,5</sup> Lontrel <sup>♦</sup>	MCPA <sup>1</sup> OcTTain <sup>5,1</sup> Prestige XC <sup>♦,5</sup>	Spectrum <sup>♦,5</sup> Target <sup>♦,1,7</sup>
	Established	2,4-D <sup>1</sup> Ally <sup>♦,1</sup> Attain XC <sup>♦,1,5</sup>	Buctril M <sup>♦,1</sup> Curtail M <sup>♦</sup>	Lontrel <sup>♦</sup> MCPA <sup>1</sup>	OcTTain <sup>5,1</sup> Prestige XC <sup>♦,5</sup>	Spectrum <sup>♦,5</sup> Target <sup>♦,1,7</sup>
<b>Hay and Grazing</b>	With Legumes	Amitrol 240	Embutox <sup>♦,1</sup>	Tropotox Plus <sup>♦,1</sup>		
	No Legumes	2,4-D Amitrol 240	Escort <sup>1</sup> Embutox <sup>♦,1</sup>	Grazon Lontrel <sup>♦</sup>	MCPA <sup>1</sup> Tordon 22K	Tropotox Plus <sup>♦,1</sup>

♦ Other similar products can be found listed under this product.

<sup>1</sup> Suppression only

<sup>2</sup> Pre-plant, incorporate treatment, or pre-seed, as a burnoff

<sup>3</sup> Used as crop desiccant

<sup>4</sup> Under irrigation only

<sup>5</sup> Seed production only

<sup>6</sup> Underseeding only

<sup>7</sup> Forage production only

<sup>8</sup> Fall application only

[back to Table of Contents](#)

Purchase the printed edition of *Crop Protection 2020* for only \$12. [Buy it on-line here.](#)

## Herbicide Selector Chart – Forage Grasses

Crop	Crop Stage	Cleavers			Clovers	Common Chickweed	
<b>Meadow Bromegrass</b>	Seedling	Attain XC <sup>♦,5</sup> Deploy <sup>♦,1</sup>	OcTTain <sup>5</sup> Prestige XC <sup>♦,5</sup>	Refine SG <sup>1</sup> Spectrum <sup>♦,5</sup>	Lontrel <sup>♦</sup>	Attain XC <sup>♦,5</sup> Deploy <sup>♦</sup> OcTTain <sup>5</sup>	Prestige XC <sup>♦,1,5</sup> Refine SG Spectrum <sup>♦,5</sup>
	Established	Attain XC <sup>♦,5</sup> Deploy <sup>♦,1</sup> Infinity <sup>1</sup>	OcTTain <sup>5</sup> Prestige XC <sup>♦,5</sup> Refine SG <sup>1</sup>	Spectrum <sup>♦,5</sup> Target <sup>♦,7</sup>	Lontrel <sup>♦</sup>	Attain XC <sup>♦,5</sup> Deploy <sup>♦</sup> Infinity OcTTain <sup>5</sup>	Prestige XC <sup>♦,1,5</sup> Refine SG Spectrum <sup>♦,5</sup>
<b>Smooth Bromegrass</b>	Seedling	Attain XC <sup>♦,5</sup> Basagran <sup>♦,5</sup> Deploy <sup>♦,1</sup>	Engenia <sup>♦</sup> Prestige XC <sup>♦,5</sup> Refine SG <sup>1</sup>	Spectrum <sup>♦,5</sup> Target <sup>♦,7</sup>	Lontrel <sup>♦</sup>	Attain XC <sup>♦,5</sup> Basagran <sup>♦,5</sup> Deploy <sup>♦</sup>	Prestige XC <sup>♦,1,5</sup> Refine SG Spectrum <sup>♦,5</sup>
	Established	Attain XC <sup>♦,5</sup> Deploy <sup>♦,1</sup> Infinity <sup>1</sup>	OcTTain <sup>5</sup> Prestige XC <sup>♦,5</sup> Refine SG <sup>1</sup>	Spectrum <sup>♦,5</sup> Target <sup>♦,7</sup>	Lontrel <sup>♦</sup>	Attain XC <sup>♦,5</sup> Deploy <sup>♦</sup> Infinity OcTTain <sup>5</sup>	Prestige XC <sup>♦,1,5</sup> Refine SG Spectrum <sup>♦,5</sup>
<b>Crested Wheatgrass</b>	Seedling	Attain XC <sup>♦,5</sup> Basagran <sup>♦,5</sup> Deploy <sup>♦,1</sup>	Engenia <sup>♦</sup> OcTTain <sup>5</sup> Prestige XC <sup>♦,5</sup>	Refine SG <sup>1</sup> Spectrum <sup>♦,5</sup> Target <sup>♦,7</sup>	Lontrel <sup>♦</sup>	Attain XC <sup>♦,5</sup> Basagran <sup>♦,5</sup> Deploy <sup>♦</sup> OcTTain <sup>5</sup>	Prestige XC <sup>♦,1,5</sup> Refine SG Spectrum <sup>♦,5</sup>
	Established	Attain XC <sup>♦,5</sup> Deploy <sup>♦,1</sup> OcTTain <sup>5</sup>	Prestige XC <sup>♦,5</sup> Refine SG <sup>1</sup>	Spectrum <sup>♦,5</sup> Target <sup>♦,7</sup>	Lontrel <sup>♦</sup>	Attain XC <sup>♦,5</sup> Ally <sup>♦</sup> Deploy <sup>♦</sup> OcTTain <sup>5</sup>	Prestige XC <sup>♦,1,5</sup> Refine SG Spectrum <sup>♦,5</sup>
<b>Intermediate Wheatgrass</b>	Seedling	Attain XC <sup>♦,5</sup> Deploy <sup>♦,1</sup> Engenia <sup>♦</sup>	OcTTain <sup>5</sup> Prestige XC <sup>5,♦</sup> Refine SG <sup>1</sup>	Spectrum <sup>♦,5</sup> Target <sup>♦,7</sup>	Lontrel <sup>♦</sup>	Attain XC <sup>♦,5</sup> Deploy <sup>♦</sup> OcTTain <sup>5</sup>	Prestige XC <sup>♦,1,5</sup> Refine SG Spectrum <sup>♦,5</sup>
	Established	Attain XC <sup>♦,5</sup> Deploy <sup>♦,1</sup> OcTTain <sup>5</sup>	Prestige XC <sup>5,♦</sup> Refine SG <sup>1</sup> Spectrum <sup>5,♦</sup>	Target <sup>♦,7</sup>	Lontrel <sup>♦</sup>	Ally <sup>♦</sup> Attain XC <sup>♦,5</sup> Deploy <sup>♦</sup> OcTTain <sup>5</sup>	Prestige XC <sup>♦,1,5</sup> Refine SG Spectrum <sup>♦,5</sup>
<b>Creeping Red Fescue</b>	Seedling	Attain XC <sup>♦,5</sup> Basagran <sup>♦,5</sup> Deploy <sup>♦,1</sup>	Engenia <sup>♦,5</sup> OcTTain <sup>5</sup> Prestige XC <sup>♦,5</sup>	Refine SG <sup>1</sup> Spectrum <sup>♦,5</sup> Target <sup>♦,7</sup>	Engenia <sup>♦</sup> Lontrel <sup>♦</sup>	Attain XC <sup>♦,5</sup> Basagran <sup>♦,5</sup> Deploy <sup>♦</sup> OcTTain <sup>5</sup>	Prestige XC <sup>♦,1,5</sup> Refine SG Spectrum <sup>♦,5</sup>
	Established	Attain XC <sup>♦,5</sup> Deploy <sup>♦,1</sup> Infinity	OcTTain <sup>5</sup> Prestige XC <sup>♦,5</sup> Refine SG <sup>1</sup>	Spectrum <sup>♦,5</sup> Target <sup>♦,7</sup>	Engenia <sup>♦</sup> Lontrel <sup>♦</sup>	Ally <sup>♦</sup> Attain XC <sup>♦,5</sup> Deploy <sup>♦</sup> Infinity	OcTTain <sup>5</sup> Prestige XC <sup>♦,1,5</sup> Refine SG Spectrum <sup>♦,5</sup>
<b>Tall Fescue</b>	Seedling	Attain XC <sup>♦,5</sup> Deploy <sup>♦,1</sup>	OcTTain <sup>5</sup> Refine SG <sup>1</sup>	Spectrum <sup>♦,5</sup>	Lontrel <sup>♦</sup>	Attain XC <sup>♦,5</sup> Deploy <sup>♦</sup> OcTTain <sup>5</sup>	Refine SG Spectrum <sup>♦,5</sup>
	Established	Attain XC <sup>♦,5</sup> Deploy <sup>♦,1</sup> OcTTain <sup>5</sup>	Prestige XC <sup>♦,5</sup> Refine SG <sup>1</sup> Spectrum <sup>♦,5</sup>	Target <sup>♦,7</sup>	Lontrel <sup>♦</sup>	Attain XC <sup>♦,5</sup> Deploy <sup>♦</sup> OcTTain <sup>5</sup>	Prestige XC <sup>♦,1,5</sup> Refine SG Spectrum <sup>♦,5</sup>
<b>Orchard Grass</b>	Seedling	Basagran <sup>♦,5</sup> Deploy <sup>♦,1</sup>	Engenia <sup>♦</sup> Refine SG <sup>1</sup>	Target <sup>♦,7</sup>	Lontrel <sup>♦</sup>	Basagran <sup>♦,5</sup> Deploy <sup>♦</sup>	Refine SG
	Established	Deploy <sup>♦,1</sup>	Refine Extra <sup>1</sup>	Target <sup>♦,7</sup>	Lontrel <sup>♦</sup>	Ally <sup>♦</sup> Deploy <sup>♦</sup>	Refine SG
<b>Timothy</b>	Seedling	Attain XC <sup>♦,5</sup> Basagran <sup>♦,5</sup> Engenia <sup>♦</sup>	Infinity <sup>5</sup> OcTTain <sup>5</sup> Prestige XC <sup>♦,5</sup>	Spectrum <sup>♦,5</sup> Target <sup>♦,7</sup>	Lontrel <sup>♦</sup> (Alsike only)	Attain XC <sup>♦,5</sup> Basagran <sup>♦,5</sup> Infinity <sup>5</sup>	OcTTain <sup>5</sup> Prestige XC <sup>♦,1,5</sup> Spectrum <sup>♦,5</sup>
	Established	Attain XC <sup>♦,5</sup> Prestige XC <sup>♦,5</sup>	Spectrum <sup>♦,5</sup>	Target <sup>♦,7</sup>	Lontrel <sup>♦</sup> (Alsike only)	Attain XC <sup>♦,5</sup> Prestige XC <sup>♦,1,5</sup>	Spectrum <sup>♦,5</sup>
<b>Hay and Grazing</b>	With Legumes						
	No Legumes				Grazon		

♦ Other similar products can be found listed under this product.

<sup>1</sup> Suppression only

<sup>2</sup> Pre-plant, incorporate treatment, or pre-seed, as a burnoff

<sup>3</sup> Used as crop desiccant

<sup>4</sup> Under irrigation only

<sup>5</sup> Seed production only

<sup>6</sup> Underseeding only

<sup>7</sup> Forage production only

<sup>8</sup> Fall application only

## Herbicide Selector Chart – Forage Grasses

Crop	Crop Stage	Common Groundsel			Common Ragweed		
<b>Meadow Bromegrass</b>	Seedling	Deploy <sup>♦</sup>	Prestige XC <sup>♦,5</sup>	Refine SG	Attain XC <sup>♦,5</sup> Express SG <sup>2</sup>	MCPA	OcTTain <sup>5</sup>
	Established	Deploy <sup>♦</sup>	Prestige XC <sup>♦,5</sup>	Refine SG	Attain XC <sup>♦,5</sup> Infinity	MCPA OcTTain <sup>5</sup>	Target <sup>♦,7</sup>
<b>Smooth Bromegrass</b>	Seedling	Basagran <sup>♦,5</sup> Buctril M <sup>♦,5</sup> Deploy <sup>♦</sup>	Lontrel <sup>♦</sup> Pardner <sup>♦,5</sup> Prestige XC <sup>♦,5</sup>	Refine SG	Attain XC <sup>♦,5</sup> Buctril M <sup>5</sup>	Express SG <sup>2</sup> MCPA	Target <sup>♦,7</sup>
	Established	Deploy <sup>♦</sup> Lontrel <sup>♦</sup>	Prestige XC <sup>♦,5</sup>	Refine SG	Attain XC <sup>♦,5</sup> Infinity	MCPA OcTTain <sup>5</sup>	Target <sup>♦,7</sup>
<b>Crested Wheatgrass</b>	Seedling	Basagran <sup>♦,5</sup> Buctril M <sup>♦,5</sup> Deploy <sup>♦</sup>	Lontrel <sup>♦</sup> Pardner <sup>♦,5</sup> Prestige XC <sup>♦,5</sup>	Refine SG	Attain XC <sup>♦,5</sup> Buctril M <sup>5</sup>	MCPA OcTTain <sup>5</sup>	Target <sup>♦,7</sup>
	Established	Ally <sup>♦</sup> Deploy <sup>♦</sup>	Lontrel <sup>♦</sup> Prestige XC <sup>♦,5</sup>	Refine SG	Attain XC <sup>♦,5</sup> MCPA	OcTTain <sup>5</sup>	Target <sup>♦,7</sup>
<b>Intermediate Wheatgrass</b>	Seedling	Buctril M <sup>♦,5</sup> Deploy <sup>♦</sup>	Lontrel <sup>♦</sup> Prestige XC <sup>♦,5</sup>	Refine SG	Attain XC <sup>♦,5</sup> Buctril M <sup>5</sup>	OcTTain <sup>5</sup>	Target <sup>♦,7</sup>
	Established	Ally <sup>♦</sup> Deploy <sup>♦</sup>	Lontrel <sup>♦</sup> Prestige XC <sup>♦,5</sup>	Refine SG	Attain XC <sup>♦,5</sup> MCPA	OcTTain <sup>5</sup>	Target <sup>♦,7</sup>
<b>Creeping Red Fescue</b>	Seedling	Basagran <sup>♦,5</sup> Buctril M <sup>♦,5</sup> Deploy <sup>♦</sup>	Lontrel <sup>♦</sup> Pardner <sup>♦,5</sup> Prestige XC <sup>♦,5</sup>	Refine SG	Attain XC <sup>♦,5</sup> Buctril M <sup>5</sup> Express SG <sup>2</sup>	MCPA OcTTain <sup>5</sup>	Target <sup>♦,7</sup>
	Established	Ally <sup>♦</sup> Basagran <sup>♦,5</sup>	Deploy <sup>♦</sup> Lontrel <sup>♦</sup>	Prestige XC <sup>♦,5</sup> Refine SG	Attain XC <sup>♦,5</sup> MCPA	OcTTain <sup>5</sup>	Target <sup>♦,7</sup>
<b>Tall Fescue</b>	Seedling	Buctril M <sup>♦,5</sup> Deploy <sup>♦</sup>	Lontrel <sup>♦</sup>	Refine SG	Attain XC <sup>♦,5</sup> Buctril M <sup>5</sup>	MCPA OcTTain <sup>5</sup>	
	Established	Deploy <sup>♦</sup> Lontrel <sup>♦</sup>	Prestige XC <sup>♦,5</sup>	Refine SG	Attain XC <sup>♦,5</sup> MCPA	OcTTain <sup>5</sup>	Target <sup>♦,5</sup>
<b>Orchard Grass</b>	Seedling	Basagran <sup>♦,5</sup> Buctril M <sup>♦,5</sup>	Deploy <sup>♦</sup> Lontrel <sup>♦</sup>	Pardner <sup>♦,5</sup> Refine SG	Buctril M <sup>5</sup>	MCPA	Target <sup>♦,7</sup>
	Established	Ally <sup>♦</sup> Basagran <sup>♦,5</sup>	Deploy <sup>♦</sup> Lontrel <sup>♦</sup>	Refine SG	MCPA	Target <sup>7,♦</sup>	
<b>Timothy</b>	Seedling	Basagran <sup>♦,5</sup> Buctril M <sup>♦,5</sup>	Curtail M <sup>♦</sup> Lontrel <sup>♦</sup>	Pardner <sup>♦,5</sup> Prestige XC <sup>♦,5</sup>	Attain XC <sup>♦,5</sup> Buctril M <sup>5</sup> Express SG <sup>2</sup>	Infinity <sup>5</sup> MCPA	OcTTain <sup>5</sup> Target <sup>♦,7</sup>
	Established	Ally <sup>♦</sup> Basagran <sup>♦,5</sup>	Buctril M <sup>♦</sup> Curtail M <sup>♦</sup>	Lontrel <sup>♦</sup> Prestige XC <sup>♦,5</sup>	Attain XC <sup>♦,5</sup> Buctril M <sup>♦</sup>	Infinity <sup>5</sup> OcTTain <sup>5</sup>	MCPA Target <sup>♦,7</sup>
<b>Hay and Grazing</b>	With Legumes				Tropotox Plus <sup>♦</sup>		
	No Legumes	Lontrel <sup>♦</sup>			Grazon	MCPA	Tropotox Plus <sup>♦</sup>

♦ Other similar products can be found listed under this product.

- <sup>1</sup> Suppression only
- <sup>2</sup> Pre-plant, incorporate treatment, or pre-seed, as a burnoff.
- <sup>3</sup> Used as crop desiccant
- <sup>4</sup> Under irrigation only
- <sup>5</sup> Seed production only
- <sup>6</sup> Underseeding only
- <sup>7</sup> Forage production only
- <sup>8</sup> Fall application only

[back to Table of Contents](#)

Purchase the printed edition of *Crop Protection 2020* for only \$12. [Buy it on-line here.](#)

## Herbicide Selector Chart – Forage Grasses

Crop	Crop Stage	Corn Spurry		Cow Cockle			
<b>Meadow Bromegrass</b>	Seedling	Deploy <sup>♦</sup>	Refine SG	Deploy <sup>♦</sup>	Express SG <sup>2</sup>	Refine SG	
	Established	Deploy <sup>♦</sup> Refine SG	Target <sup>♦,7</sup>	Deploy <sup>♦</sup>	Refine SG	Target <sup>♦,7</sup>	
<b>Smooth Bromegrass</b>	Seedling	Engenia <sup>♦</sup> Basagran <sup>♦,5</sup> Deploy <sup>♦</sup>	Refine SG Target <sup>♦,7</sup>	Engenia <sup>♦</sup> Buctril M <sup>♦,5</sup>	Deploy <sup>♦</sup> Express SG <sup>2</sup>	Pardner <sup>♦,5</sup> Refine SG	Target <sup>♦,7</sup>
	Established	Deploy <sup>♦</sup> Refine SG	Target <sup>♦,7</sup>	Deploy <sup>♦</sup>	Refine SG	Target <sup>♦,7</sup>	
<b>Crested Wheatgrass</b>	Seedling	Engenia <sup>♦</sup> Basagran <sup>♦,5</sup> Deploy <sup>♦</sup>	Refine SG Target <sup>♦,7</sup>	Engenia <sup>♦</sup> Buctril M <sup>♦,5</sup>	Deploy <sup>♦</sup> Pardner <sup>♦,5</sup>	Refine SG	Target <sup>♦,7</sup>
	Established	Ally <sup>♦</sup> Deploy <sup>♦</sup>	Refine SG Target <sup>♦,7</sup>	Ally <sup>♦</sup>	Deploy <sup>♦</sup>	Refine SG	Target <sup>♦,7</sup>
<b>Intermediate Wheatgrass</b>	Seedling	Deploy <sup>♦</sup> Engenia <sup>♦</sup>	Refine SG Target <sup>♦,7</sup>	Buctril M <sup>♦,5</sup> Deploy <sup>♦</sup>	Engenia <sup>♦</sup> Pardner <sup>♦,5</sup>	Refine SG	Target <sup>♦,7</sup>
	Established	Ally <sup>♦</sup> Deploy <sup>♦</sup>	Refine SG Target <sup>♦,7</sup>	Ally <sup>♦</sup>	Deploy <sup>♦</sup>	Refine SG	Target <sup>♦,7</sup>
<b>Creeping Red Fescue</b>	Seedling	Basagran <sup>♦,5</sup> Deploy <sup>♦</sup> Engenia <sup>♦</sup>	Refine SG Target <sup>♦,7</sup>	Buctril M <sup>♦,5</sup> Deploy <sup>♦</sup>	Engenia <sup>♦,5</sup> Express SG <sup>2</sup>	Pardner <sup>♦,5</sup> Refine SG	Target <sup>♦,7</sup>
	Established	Ally <sup>♦</sup> Deploy <sup>♦</sup> Engenia <sup>♦</sup>	Refine SG Target <sup>♦,7</sup>	Ally <sup>♦</sup>	Deploy <sup>♦</sup> Engenia <sup>♦</sup>	Refine SG	Target <sup>♦,7</sup>
<b>Tall Fescue</b>	Seedling	Deploy <sup>♦</sup> Engenia <sup>♦</sup>	Refine SG	Buctril M <sup>♦,5</sup>	Deploy <sup>♦</sup>	Engenia <sup>♦</sup>	Refine SG
	Established	Deploy <sup>♦</sup> Refine SG	Target <sup>♦,7</sup>	Deploy <sup>♦</sup>	Refine SG	Target <sup>♦,7</sup>	
<b>Orchard Grass</b>	Seedling	Basagran <sup>♦,5</sup> Deploy <sup>♦</sup> Engenia <sup>♦</sup>	Refine SG Target <sup>♦,7</sup>	Buctril M <sup>♦,5</sup> Deploy <sup>♦</sup>	Engenia <sup>♦</sup> Pardner <sup>♦,5</sup>	Refine SG	Target <sup>♦,7</sup>
	Established	Ally <sup>♦</sup> Deploy <sup>♦</sup>	Refine SG Target <sup>♦,7</sup>	Ally <sup>♦</sup>	Deploy <sup>♦</sup>	Refine SG	Target <sup>♦,7</sup>
<b>Timothy</b>	Seedling	Basagran <sup>♦,5</sup> Engenia <sup>♦</sup>	Target <sup>♦,7</sup>	Buctril M <sup>♦,5</sup>	Engenia <sup>♦</sup> Express SG <sup>2</sup>	Pardner <sup>♦,5</sup>	Target <sup>♦,7</sup>
	Established	Ally <sup>♦</sup>	Target <sup>♦,7</sup>	Ally <sup>♦</sup>			Target <sup>♦,7</sup>
<b>Hay and Grazing</b>	With Legumes						
	No Legumes	Engenia <sup>♦</sup>		Engenia <sup>♦</sup>			

♦ Other similar products can be found listed under this product.

<sup>1</sup> Suppression only

<sup>2</sup> Pre-plant, incorporate treatment, or pre-seed, as a burnoff

<sup>3</sup> Used as crop desiccant

<sup>4</sup> Under irrigation only

<sup>5</sup> Seed production only

<sup>6</sup> Underseeding only

<sup>7</sup> Forage production only

<sup>8</sup> Fall application only

## Herbicide Selector Chart – Forage Grasses

Crop	Crop Stage	Dandelion			Field Bindweed		
<b>Meadow Bromegrass</b>	Seedling	Attain XC <sup>♦,5</sup> Express SG <sup>2</sup> MCPA <sup>1</sup>	OcTTain <sup>5</sup> Prestige XC <sup>♦,5</sup>	Spectrum <sup>♦,5</sup>	Attain XC <sup>♦,5</sup>	OcTTain <sup>5</sup>	
	Established	Attain XC <sup>♦,5</sup> Infinity <sup>1</sup>	MCPA <sup>1</sup> OcTTain <sup>5</sup>	Prestige XC <sup>♦,5</sup> Spectrum <sup>♦,5</sup>	Attain XC <sup>♦,5</sup>	OcTTain <sup>5</sup>	Target <sup>♦,1,7</sup>
<b>Smooth Bromegrass</b>	Seedling	2,4-D <sup>1</sup> Attain XC <sup>♦,5</sup> Express SG <sup>2</sup>	MCPA <sup>1</sup> OcTTain <sup>5</sup>	Prestige XC <sup>♦,5</sup> Spectrum <sup>♦,5</sup>	2,4-D <sup>1</sup> Attain XC <sup>♦,5</sup> Basagran <sup>♦,1,5</sup>	MCPA <sup>1</sup> OcTTain <sup>5</sup>	Target <sup>♦,1,7</sup>
	Established	2,4-D <sup>1</sup> Attain XC <sup>♦,5</sup> Infinity <sup>1</sup>	MCPA <sup>1</sup> OcTTain <sup>5</sup>	Prestige XC <sup>♦,5</sup> Spectrum <sup>♦,5</sup>	2,4-D <sup>1</sup> Attain XC <sup>♦,5</sup>	MCPA <sup>1</sup> OcTTain <sup>5</sup>	
<b>Crested Wheatgrass</b>	Seedling	2,4-D <sup>1</sup> Attain XC <sup>♦,5</sup>	MCPA <sup>1</sup> OcTTain <sup>5</sup>	Prestige XC <sup>♦,5</sup> Spectrum <sup>♦,5</sup>	2,4-D <sup>1</sup> Attain XC <sup>♦,5</sup>	Basagran <sup>♦,1,5</sup> MCPA <sup>1</sup>	OcTTain <sup>5</sup> Target <sup>♦,1,7</sup>
	Established	2,4-D <sup>1</sup> Attain XC <sup>♦,5</sup>	MCPA <sup>1</sup> Prestige XC <sup>♦,5</sup>	Spectrum <sup>♦,5</sup>	2,4-D <sup>1</sup> Attain XC <sup>♦,5</sup>	MCPA <sup>1</sup>	OcTTain <sup>5</sup>
<b>Intermediate Wheatgrass</b>	Seedling	2,4-D <sup>1</sup> Attain XC <sup>♦,5</sup>	MCPA <sup>1</sup> OcTTain <sup>5</sup>	Prestige XC <sup>♦,5</sup> Spectrum <sup>♦,5</sup>	2,4-D <sup>1</sup> Attain XC <sup>♦,5</sup>	MCPA <sup>1</sup>	OcTTain <sup>5</sup>
	Established	2,4-D <sup>1</sup> Attain XC <sup>♦,5</sup>	MCPA <sup>1</sup> OcTTain <sup>5</sup>	Prestige XC <sup>♦,5</sup> Spectrum <sup>♦,5</sup>	2,4-D <sup>1</sup> Attain XC <sup>♦,5</sup>	MCPA <sup>1</sup> OcTTain <sup>5</sup>	Target <sup>♦,1,7</sup>
<b>Creeping Red Fescue</b>	Seedling	2,4-D <sup>1</sup> Attain XC <sup>♦,5</sup> Express SG <sup>2</sup>	MCPA <sup>1</sup> OcTTain <sup>5</sup>	Prestige XC <sup>♦,5</sup> Spectrum <sup>♦,5</sup>	2,4-D <sup>1</sup> Attain XC <sup>♦,5</sup>	Basagran <sup>♦,1,5</sup> MCPA <sup>1</sup>	OcTTain <sup>5</sup> Target <sup>♦,1,7</sup>
	Established	2,4-D <sup>1</sup> Attain XC <sup>♦,5</sup>	MCPA <sup>1</sup> OcTTain <sup>5</sup>	Spectrum <sup>♦,5</sup>	2,4-D <sup>1</sup> Attain XC <sup>♦,5</sup>	MCPA <sup>1</sup>	OcTTain <sup>5</sup>
<b>Tall Fescue</b>	Seedling	2,4-D <sup>1</sup> Attain XC <sup>♦,5</sup>	MCPA <sup>1</sup> OcTTain <sup>5</sup>	Spectrum <sup>♦,5</sup>	2,4-D <sup>1</sup> Attain XC <sup>♦,5</sup>	MCPA <sup>1</sup>	OcTTain <sup>5</sup>
	Established	2,4-D <sup>1</sup> Attain XC <sup>♦,5</sup>	MCPA <sup>1</sup> OcTTain <sup>5</sup>	Prestige XC <sup>♦,5</sup> Spectrum <sup>♦,5</sup>	2,4-D <sup>1</sup> Attain XC <sup>♦,5</sup>	MCPA <sup>1</sup> OcTTain <sup>5</sup>	Target <sup>♦,1,7</sup>
<b>Orchard Grass</b>	Seedling	2,4-D <sup>1</sup>	MCPA <sup>1</sup>		2,4-D <sup>1</sup> Basagran <sup>♦,1,5</sup>	MCPA <sup>1</sup>	Target <sup>1,7</sup>
	Established	2,4-D <sup>1</sup>	MCPA <sup>1</sup>		2,4-D <sup>1</sup>	MCPA <sup>1</sup>	Target <sup>♦,1,7</sup>
<b>Timothy</b>	Seedling	2,4-D <sup>1</sup> Attain XC <sup>♦,5</sup> Curtail M <sup>♦</sup>	Express SG <sup>2</sup> MCPA <sup>1</sup> OcTTain <sup>5</sup>	Prestige XC <sup>♦,5</sup> Spectrum <sup>♦,5</sup>	2,4-D <sup>1</sup> Attain XC <sup>♦,5</sup>	Basagran <sup>♦,1,5</sup> MCPA <sup>1</sup>	OcTTain <sup>5</sup> Target <sup>♦,1,7</sup>
	Established	2,4-D <sup>1</sup> Ally <sup>8</sup> Attain XC <sup>♦,5</sup>	Curtail M <sup>♦</sup> MCPA <sup>1</sup> OcTTain <sup>5</sup>	Prestige XC <sup>♦,5</sup> Spectrum <sup>♦,5</sup>	2,4-D <sup>1</sup> Attain XC <sup>♦,5</sup>	MCPA <sup>1</sup>	OcTTain <sup>5</sup>
<b>Hay and Grazing</b>	With Legumes	Amitrol 240	Embutox <sup>♦,1</sup>		Tropotox Plus <sup>♦,1</sup>		
	No Legumes	2,4-D <sup>1</sup> Amitrol 240	Embutox <sup>♦,1</sup> Escort	Grazon MCPA <sup>1</sup>	2,4-D <sup>1</sup> Engenia <sup>♦</sup>	Embutox <sup>♦,1</sup> MCPA <sup>1</sup>	Tordon 22K Tropotox Plus <sup>♦,1</sup>

♦ Other similar products can be found listed under this product.

<sup>1</sup> Suppression only

<sup>2</sup> Pre-plant, incorporate treatment, or pre-seed, as a burnoff

<sup>3</sup> Used as crop desiccant

<sup>4</sup> Under irrigation only

<sup>5</sup> Seed production only

<sup>6</sup> Underseeding only

<sup>7</sup> Forage production only

<sup>8</sup> Fall application only

[back to Table of Contents](#)

Purchase the printed edition of *Crop Protection 2020* for only \$12. [Buy it on-line here.](#)

## Herbicide Selector Chart – Forage Grasses

Crop	Crop Stage	Flixweed (seedlings)				Green Foxtail
<b>Meadow Bromegrass</b>	Seedling	Attain XC <sup>*,5</sup> Deploy <sup>†</sup>	Express SG <sup>2</sup> MCPA	OcTTain <sup>5</sup> Prestige XC <sup>*,5</sup>	Refine SG Spectrum <sup>*,5</sup>	Express SG <sup>2</sup>
	Established	Attain XC <sup>*,5</sup> Deploy <sup>†</sup>	Infinity MCPA	Prestige XC <sup>*,5</sup> Refine SG	Spectrum <sup>*,5</sup> Target <sup>*,7</sup>	
<b>Smooth Bromegrass</b>	Seedling	2,4-D Attain XC <sup>*,5</sup> Buctril M <sup>*,5</sup>	Deploy <sup>†</sup> Express SG <sup>2</sup> MCPA	OcTTain <sup>5</sup> Prestige XC <sup>*,5</sup> Refine SG	Spectrum <sup>*,5</sup> Target <sup>*,7</sup>	Express SG <sup>2</sup>
	Established	2,4-D Attain XC <sup>*,5</sup> Deploy <sup>†</sup>	Infinity MCPA OcTTain <sup>5</sup>	Prestige XC <sup>*,5</sup> Refine SG Spectrum <sup>*,5</sup>	Target <sup>*,7</sup>	Liquid Achieve SC <sup>*,5</sup>
<b>Crested Wheatgrass</b>	Seedling	2,4-D Attain XC <sup>*,5</sup> Buctril M <sup>*,5</sup>	Deploy <sup>†</sup> MCPA OcTTain <sup>5</sup>	Prestige XC <sup>*,5</sup> Refine SG Spectrum <sup>*,5</sup>	Target <sup>*,7</sup>	
	Established	2,4-D Ally <sup>†</sup> Attain XC <sup>*,5</sup>	Deploy <sup>†</sup> MCPA OcTTain <sup>5</sup>	Prestige XC <sup>*,5</sup> Refine SG Spectrum <sup>*,5</sup>	Target <sup>*,7</sup>	Liquid Achieve SC <sup>†</sup>
<b>Intermediate Wheatgrass</b>	Seedling	2,4-D Attain XC <sup>*,5</sup> Buctril M <sup>*,5</sup>	Deploy <sup>†</sup> MCPA	Prestige XC <sup>*,5</sup> Refine SG	Spectrum <sup>*,5</sup> Target <sup>*,7</sup>	
	Established	2,4-D Ally <sup>†</sup> Attain XC <sup>*,5</sup>	Deploy <sup>†</sup> MCPA OcTTain <sup>5</sup>	Prestige XC <sup>*,5</sup> Refine SG Spectrum <sup>*,5</sup>	Target <sup>*,7</sup>	
<b>Creeping Red Fescue</b>	Seedling	2,4-D Attain XC <sup>*,5</sup> Buctril M <sup>*,5</sup>	Deploy <sup>†</sup> Express SG <sup>2</sup> MCPA	OcTTain <sup>5</sup> Prestige XC <sup>*,5</sup> Refine SG	Spectrum <sup>*,5</sup> Target <sup>*,7</sup>	Assure II <sup>*,5</sup> Express SG <sup>2</sup> Poast Ultra <sup>5</sup>
	Established	2,4-D Ally <sup>†</sup> Attain XC <sup>*,5</sup>	Deploy <sup>†</sup> MCPA OcTTain <sup>5</sup>	Prestige XC <sup>*,5</sup> Refine SG Spectrum <sup>*,5</sup>	Target <sup>*,7</sup>	Assure II <sup>*,5</sup> Poast Ultra <sup>5</sup>
<b>Tall Fescue</b>	Seedling	2,4-D Attain XC <sup>*,5</sup>	Buctril M <sup>*,5</sup> Deploy <sup>†</sup>	MCPA OcTTain <sup>5</sup>	Refine SG Spectrum <sup>*,5</sup>	
	Established	2,4-D Attain XC <sup>*,5</sup> Deploy <sup>†</sup>	MCPA OcTTain <sup>5</sup> Prestige XC <sup>*,5</sup>	Refine SG Spectrum <sup>*,5</sup>	Target <sup>*,7</sup> XC <sup>*,5</sup>	
<b>Orchard Grass</b>	Seedling	2,4-D Buctril M <sup>*,5</sup>	Deploy <sup>†</sup> MCPA	Refine SG Target <sup>*,7</sup>		
	Established	2,4-D Ally <sup>†</sup>	Deploy <sup>†</sup> MCPA	Refine SG Target <sup>*,7</sup>		
<b>Timothy</b>	Seedling	2,4-D Attain XC <sup>*,5</sup> Buctril M <sup>*,5</sup>	Curtail M <sup>†</sup> Express SG <sup>2</sup> Infinity <sup>5</sup>	MCPA OcTTain <sup>5</sup> Prestige XC <sup>*,5</sup>	Spectrum <sup>*,5</sup> Target <sup>*,7</sup>	Express SG <sup>2</sup>
	Established	2,4-D Ally <sup>*,8</sup> Attain XC <sup>*,5</sup>	Buctril M <sup>†</sup> Curtail M <sup>†</sup> MCPA	OcTTain <sup>5</sup> Prestige XC <sup>*,5</sup> Spectrum <sup>*,5</sup>	Target <sup>*,7</sup>	
<b>Hay and Grazing</b>	With Legumes					
	No Legumes	2,4-D	MCPA			

<sup>†</sup> Other similar products can be found listed under this product.  
<sup>1</sup> Suppression only  
<sup>2</sup> Pre-plant, incorporate treatment, or pre-seed, as a burnoff  
<sup>3</sup> Used as crop desiccant  
<sup>4</sup> Under irrigation only

<sup>5</sup> Seed production only  
<sup>6</sup> Underseeding only  
<sup>7</sup> Forage production only  
<sup>8</sup> Fall application only



## Herbicide Selector Chart – Forage Grasses

Crop	Crop Stage	Hemp-nettle			Kochia			
<b>Meadow Bromegrass</b>	Seedling	Attain XC <sup>♦,1,5</sup> Deploy <sup>♦</sup> Express SG <sup>2</sup>	MCPA <sup>1</sup> OcTTain <sup>5</sup> Prestige XC <sup>♦,1,5</sup>	Refine SG Spectrum <sup>♦,5</sup>	Attain XC <sup>♦,5</sup> Deploy <sup>♦,†</sup>	Express SG <sup>2,†</sup> MCPA	OcTTain <sup>5</sup> Prestige XC <sup>♦,5</sup>	Refine SG <sup>†</sup>
	Established	Attain XC <sup>♦,1,5</sup> Deploy <sup>♦</sup> Infinity	MCPA <sup>1</sup> OcTTain <sup>5</sup> Prestige XC <sup>♦,1,5</sup>	Refine SG Spectrum <sup>♦,5</sup> Target <sup>♦,7</sup>	Attain XC <sup>♦,5</sup> Deploy <sup>♦,†</sup>	Infinity MCPA	OcTTain <sup>5</sup> Prestige XC <sup>♦,5</sup>	Refine SG <sup>†</sup> Target <sup>♦,7</sup>
<b>Smooth Bromegrass</b>	Seedling	Attain XC <sup>♦,1,5</sup> Deploy <sup>♦</sup> Express SG <sup>2</sup>	MCPA <sup>1</sup> OcTTain <sup>5</sup> Prestige XC <sup>♦,1,5</sup>	Refine SG Spectrum <sup>♦,5</sup> Target <sup>♦,7</sup>	2,4-D Attain XC <sup>♦,5</sup> Buctril M <sup>♦,5</sup>	Deploy <sup>♦,†</sup> Express SG <sup>2,†</sup> MCPA	OcTTain <sup>5</sup> Pardner <sup>♦,5</sup> Prestige XC <sup>♦,5</sup>	Refine SG <sup>†</sup> Target <sup>♦,7</sup>
	Established	Attain XC <sup>♦,1,5</sup> Deploy <sup>♦</sup> Infinity	MCPA <sup>1</sup> OcTTain <sup>5</sup> Prestige XC <sup>♦,1,5</sup>	Refine SG Spectrum <sup>♦,5</sup> Target <sup>♦,7</sup>	2,4-D Attain XC <sup>♦,5</sup>	Deploy <sup>♦,†</sup> MCPA	OcTTain <sup>5</sup> Prestige XC <sup>♦,5</sup>	Refine SG <sup>†</sup> Target <sup>♦,7</sup>
<b>Crested Wheatgrass</b>	Seedling	Attain XC <sup>♦,1,5</sup> Deploy <sup>♦</sup> MCPA <sup>1</sup>	OcTTain <sup>5</sup> Prestige XC <sup>♦,1,5</sup> Refine SG	Spectrum <sup>♦,5</sup> Target <sup>♦,7</sup>	2,4-D Attain XC <sup>♦,5</sup> Buctril M <sup>♦,5</sup>	Deploy <sup>♦,†</sup> MCPA OcTTain <sup>5</sup>	Pardner <sup>♦,5</sup> Prestige XC <sup>♦,5</sup> Refine SG <sup>†</sup>	Target <sup>♦,7</sup>
	Established	Ally <sup>♦</sup> Attain XC <sup>♦,1,5</sup> Deploy <sup>♦</sup>	MCPA <sup>1</sup> OcTTain <sup>5</sup> Prestige XC <sup>♦,1,5</sup>	Refine SG Spectrum <sup>♦,5</sup> Target <sup>♦,7</sup>	2,4-D Ally <sup>♦,†</sup> Attain XC <sup>♦,5</sup>	Deploy <sup>♦,†</sup> MCPA OcTTain <sup>5</sup>	Prestige XC <sup>♦,5</sup> Refine SG <sup>†</sup> Target <sup>♦,7</sup>	
<b>Intermediate Wheatgrass</b>	Seedling	Attain XC <sup>♦,1,5</sup> Deploy <sup>♦</sup> MCPA <sup>1</sup>	OcTTain <sup>5</sup> Prestige XC <sup>♦,1,5</sup> Refine SG	Spectrum <sup>♦,5</sup> Target <sup>♦,7</sup>	2,4-D Attain XC <sup>♦,5</sup> Buctril M <sup>♦,5</sup>	Deploy <sup>♦,†</sup> MCPA OcTTain <sup>5</sup>	Pardner <sup>♦,5</sup> Prestige XC <sup>♦,5</sup> Refine SG <sup>†</sup>	Target <sup>♦,7</sup>
	Established	Ally <sup>♦</sup> Attain XC <sup>♦,1,5</sup> Deploy <sup>♦</sup>	MCPA <sup>1</sup> OcTTain <sup>5</sup> Prestige XC <sup>♦,1,5</sup>	Refine SG Spectrum <sup>♦,5</sup> Target <sup>♦,7</sup>	2,4-D Ally <sup>♦,†</sup> Attain XC <sup>♦,5</sup>	Deploy <sup>♦,†</sup> MCPA OcTTain <sup>5</sup>	Prestige XC <sup>♦,5</sup> Refine SG <sup>†</sup> Target <sup>♦,7</sup>	
<b>Creeping Red Fescue</b>	Seedling	Attain XC <sup>♦,1,5</sup> Deploy <sup>♦</sup> Express SG <sup>2</sup>	MCPA <sup>1</sup> OcTTain <sup>5</sup> Prestige XC <sup>♦,1,5</sup>	Refine SG Spectrum <sup>♦,5</sup> Target <sup>♦,7</sup>	2,4-D Attain XC <sup>♦,5</sup> Buctril M <sup>♦,5</sup>	Deploy <sup>♦,†</sup> Express SG <sup>2,†</sup> MCPA	OcTTain <sup>5</sup> Pardner <sup>♦,5</sup> Prestige XC <sup>♦,5</sup>	Refine SG <sup>†</sup> Target <sup>♦,7</sup>
	Established	Ally <sup>♦</sup> Attain XC <sup>♦,1,5</sup> Deploy <sup>♦</sup>	MCPA <sup>1</sup> OcTTain <sup>5</sup> Prestige XC <sup>♦,1,5</sup>	Refine SG Spectrum <sup>♦,5</sup> Target <sup>♦,7</sup>	2,4-D Ally <sup>♦,†</sup> Attain XC <sup>♦,5</sup>	Deploy <sup>♦,†</sup> Infinity MCPA	OcTTain <sup>5</sup> Prestige XC <sup>♦,5</sup> Refine SG <sup>†</sup>	Target <sup>♦,7</sup>
<b>Tall Fescue</b>	Seedling	Attain XC <sup>♦,1,5</sup> Deploy <sup>♦</sup>	MCPA <sup>1</sup> OcTTain <sup>5</sup>	Refine SG Spectrum <sup>♦,5</sup>	2,4-D Attain XC <sup>♦,5</sup>	Buctril M <sup>♦,5</sup> Deploy <sup>♦,†</sup>	MCPA OcTTain <sup>5</sup>	Refine SG <sup>†</sup>
	Established	Attain XC <sup>♦,1,5</sup> Deploy <sup>♦</sup> MCPA <sup>1</sup>	OcTTain <sup>5</sup> Prestige XC <sup>♦,1,5</sup> Refine SG	Spectrum <sup>♦,5</sup> Target <sup>♦,7</sup>	2,4-D Attain XC <sup>♦,5</sup>	Deploy <sup>♦,†</sup> MCPA	OcTTain <sup>5</sup> Prestige XC <sup>♦,5</sup>	Refine SG <sup>†</sup> Target <sup>♦,7</sup>
<b>Orchard Grass</b>	Seedling	Deploy <sup>♦</sup> MCPA <sup>1</sup>	Refine SG	Target <sup>♦,7</sup>	2,4-D Buctril M <sup>♦,5</sup>	Deploy <sup>♦,†</sup> MCPA	Pardner <sup>♦,5</sup> Refine SG <sup>†</sup>	Target <sup>♦,7</sup>
	Established	Ally <sup>♦</sup> Deploy <sup>♦</sup>	MCPA <sup>1</sup> Refine SG	Target <sup>♦,7</sup>	2,4-D Ally <sup>♦,†</sup>	Deploy <sup>♦,†</sup> MCPA	Refine SG <sup>†</sup> Target <sup>♦,7</sup>	
<b>Timothy</b>	Seedling	Attain XC <sup>♦,1,5</sup> Express SG <sup>2</sup>	Infinity <sup>5</sup> MCPA <sup>1</sup> OcTTain <sup>5</sup>	Prestige XC <sup>♦,1,5</sup> Spectrum <sup>♦,5</sup> Target <sup>♦,7</sup>	2,4-D Attain XC <sup>♦,5</sup> Buctril M <sup>♦,5</sup>	Curtail M <sup>♦,1</sup> Express SG <sup>2,†</sup>	Infinity <sup>5</sup> OcTTain <sup>5</sup>	Prestige XC <sup>♦,5</sup> Target <sup>♦,7</sup>
	Established	Ally <sup>♦</sup> Attain XC <sup>♦,1,5</sup>	MCPA <sup>1</sup> Prestige XC <sup>♦,1,5</sup>	Spectrum <sup>♦,5</sup> Target <sup>♦,7</sup>	2,4-D Ally <sup>♦</sup> Attain XC <sup>♦,5</sup>	Buctril M <sup>♦</sup> Curtail M <sup>♦,1</sup>	MCPA OcTTain <sup>5</sup>	Prestige XC <sup>♦,5</sup> Target <sup>♦,7</sup>
<b>Hay and Grazing</b>	With Legumes	Tropotox Plus <sup>*,1</sup>						
	No Legumes	MCPA <sup>1</sup>	Tropotox Plus <sup>*,1</sup>		2,4-D	Escort	MCPA	

♦ Other similar products can be found listed under this product.  
<sup>1</sup> Suppression only  
<sup>2</sup> Pre-plant, incorporation treatment, or pre-seed as a burnoff  
<sup>3</sup> Used as crop desiccant  
<sup>4</sup> Under irrigation only  
<sup>5</sup> Seed production only

<sup>6</sup> Underseeding only  
<sup>7</sup> Forage production only  
<sup>8</sup> Fall application only  
<sup>†</sup> 90% of kochia-surveyed fields have resistance to Group 2 herbicides such as these products. Use herbicides from another herbicide group to control kochia.

## Herbicide Selector Chart – Forage Grasses

Crop	Crop Stage	Lamb's-quarters				
<b>Meadow Bromegrass</b>	Seedling	Attain XC <sup>♦,5</sup> Deploy <sup>♦</sup>	Express SG <sup>2</sup> MCPA	Prestige XC <sup>♦,5</sup>	Refine SG	Spectrum <sup>♦,5</sup>
	Established	Attain XC <sup>♦,5</sup> Deploy <sup>♦</sup>	Infinity MCPA	OcTTain <sup>5</sup> Prestige XC <sup>♦,5</sup>	Refine SG Spectrum <sup>♦,5</sup>	Target <sup>♦,7</sup>
<b>Smooth Bromegrass</b>	Seedling	2,4-D Attain XC <sup>♦,5</sup> Basagran <sup>♦,5</sup>	Buctril M <sup>♦,5</sup> Deploy <sup>♦</sup> Express SG <sup>2</sup>	MCPA OcTTain <sup>5</sup> Pardner <sup>♦,5</sup>	Prestige XC <sup>♦,5</sup> Refine SG Spectrum <sup>♦,5</sup>	Target <sup>♦,7</sup>
	Established	2,4-D Attain XC <sup>♦,5</sup>	Deploy <sup>♦</sup> Infinity	MCPA OcTTain <sup>5</sup>	Prestige XC <sup>♦,5</sup> Refine SG	Spectrum <sup>♦,5</sup> Target <sup>♦,7</sup>
<b>Crested Wheatgrass</b>	Seedling	2,4-D Attain XC <sup>♦,5</sup> Basagran <sup>♦,5</sup>	Buctril M <sup>♦,5</sup> Deploy <sup>♦</sup> MCPA	OcTTain <sup>5</sup> Pardner <sup>♦,5</sup>	Prestige XC <sup>♦,5</sup> Refine SG	Spectrum <sup>♦,5</sup> Target <sup>♦,7</sup>
	Established	2,4-D Ally <sup>♦,1</sup>	Attain XC <sup>♦,5</sup> Deploy <sup>♦</sup>	MCPA OcTTain <sup>5</sup>	Prestige XC <sup>♦,5</sup> Refine SG	Spectrum <sup>♦,5</sup> Target <sup>♦,7</sup>
<b>Intermediate Wheatgrass</b>	Seedling	2,4-D Attain XC <sup>♦,5</sup> Buctril M <sup>♦,5</sup>	Deploy <sup>♦</sup> OcTTain <sup>5</sup>	MCPA Pardner <sup>♦,5</sup>	Prestige XC <sup>♦,5</sup> Refine SG	Spectrum <sup>♦,5</sup> Target <sup>♦,7</sup>
	Established	2,4-D Ally <sup>♦,1</sup>	Attain XC <sup>♦,5</sup> Deploy <sup>♦</sup>	MCPA OcTTain <sup>5</sup>	Prestige XC <sup>♦,5</sup> Refine SG	Spectrum <sup>♦,5</sup> Target <sup>♦,7</sup>
<b>Creeping Red Fescue</b>	Seedling	2,4-D Attain XC <sup>♦,5</sup> Basagran <sup>♦,5</sup>	Buctril M <sup>♦,5</sup> Deploy <sup>♦</sup> Express SG <sup>2</sup>	MCPA OcTTain <sup>5</sup> Pardner <sup>♦,5</sup>	Prestige XC <sup>♦,5</sup> Refine SG Spectrum <sup>♦,5</sup>	Target <sup>♦,7</sup>
	Established	2,4-D Ally <sup>♦,1</sup>	Attain XC <sup>♦,5</sup> Deploy <sup>♦</sup>	MCPA OcTTain <sup>5</sup>	Prestige XC <sup>♦,5</sup> Refine SG	Spectrum <sup>♦,5</sup> Target <sup>♦,7</sup>
<b>Tall Fescue</b>	Seedling	2,4-D Attain XC <sup>♦,5</sup>	Buctril M <sup>♦,5</sup> Deploy <sup>♦</sup>	MCPA OcTTain <sup>5</sup>	Refine SG	Spectrum <sup>♦,5</sup>
	Established	2,4-D Attain XC <sup>♦,5</sup>	Deploy <sup>♦</sup> MCPA	OcTTain <sup>5</sup> Prestige XC <sup>♦,5</sup>	Refine SG Spectrum <sup>♦,5</sup>	Target <sup>♦,7</sup>
<b>Orchard Grass</b>	Seedling	2,4-D Basagran <sup>♦,5</sup>	Buctril M <sup>♦,5</sup> Deploy <sup>♦</sup>	MCPA Pardner <sup>♦,5</sup>	Refine SG	Target <sup>♦,7</sup>
	Established	2,4-D Ally <sup>♦,1</sup>	Deploy <sup>♦</sup>	MCPA	Refine SG	Target <sup>♦,7</sup>
<b>Timothy</b>	Seedling	2,4-D Attain XC <sup>♦,5</sup> Basagran <sup>♦,5</sup>	Buctril M <sup>♦,5</sup> Curtail M <sup>♦</sup> Express SG <sup>2</sup>	Infinity <sup>5</sup> MCPA OcTTain <sup>5</sup>	Pardner <sup>♦,5</sup> Prestige XC <sup>♦,5</sup> Spectrum <sup>♦,5</sup>	Target <sup>♦,7</sup>
	Established	2,4-D Ally <sup>♦</sup>	Buctril M <sup>♦,5</sup> Curtail M <sup>♦</sup>	MCPA OcTTain <sup>5</sup>	Prestige XC <sup>♦,5</sup> Spectrum <sup>♦,5</sup>	Target <sup>♦,7</sup>
<b>Hay and Grazing</b>	With Legumes	Embutox <sup>♦</sup>	Tropotox Plus <sup>♦</sup>			
	No Legumes	2,4-D	Embutox <sup>♦</sup>	MCPA	Tropotox Plus <sup>♦</sup>	

♦ Other similar products can be found listed under this product.

<sup>1</sup> Suppression only

<sup>2</sup> Pre-plant, incorporate treatment, or pre-seed, as a burnoff

<sup>3</sup> Used as crop desiccant

<sup>4</sup> Under irrigation only

<sup>5</sup> Seed production only

<sup>6</sup> Underseeding only

<sup>7</sup> Forage production only

<sup>8</sup> Fall application only

## Herbicide Selector Chart – Forage Grasses

Crop	Crop Stage	Leafy Spurge		Mustards			
<b>Meadow Bromegrass</b>	Seedling	Attain XC <sup>♦,1,5</sup> MCPA <sup>1</sup>	OcTTain <sup>5,1</sup>	Attain XC <sup>♦,5</sup> Express SG <sup>2</sup>	MCPA	OcTTain <sup>5</sup>	Spectrum <sup>♦,5</sup>
	Established	Attain XC <sup>♦,1,5</sup> MCPA <sup>1</sup>	OcTTain <sup>5,1</sup>	Attain XC <sup>♦,5</sup>	MCPA	OcTTain <sup>5</sup>	Spectrum <sup>♦,5</sup>
<b>Smooth Bromegrass</b>	Seedling	2,4-D <sup>1</sup> Attain XC <sup>♦,1,5</sup>	MCPA <sup>1</sup> OcTTain <sup>5,1</sup>	2,4-D Attain XC <sup>♦,5</sup> Basagran <sup>♦,5</sup>	Buctril M <sup>♦,5</sup> Express SG <sup>2</sup>	MCPA Pardner <sup>♦,5</sup>	Spectrum <sup>♦,5</sup> Target <sup>♦,7</sup>
	Established	2,4-D <sup>1</sup> Attain XC <sup>♦,1,5</sup>	MCPA <sup>1</sup> OcTTain <sup>5,1</sup>	2,4-D Attain XC <sup>♦,5</sup>	MCPA OcTTain <sup>5,1</sup>	Spectrum <sup>♦,5</sup>	Target <sup>♦,7</sup>
<b>Crested Wheatgrass</b>	Seedling	2,4-D <sup>1</sup> Attain XC <sup>♦,1,5</sup>	MCPA <sup>1</sup> OcTTain <sup>5,1</sup>	2,4-D Attain XC <sup>♦,5</sup> Basagran <sup>♦,5</sup>	Buctril M <sup>♦,5</sup> MCPA	OcTTain <sup>5</sup> Pardner <sup>♦,5</sup>	Spectrum <sup>♦,5</sup> Target <sup>♦,7</sup>
	Established	2,4-D <sup>1</sup> Attain XC <sup>♦,1,5</sup>	MCPA <sup>1</sup> OcTTain <sup>5,1</sup>	2,4-D Ally <sup>♦</sup>	Attain XC <sup>♦,5</sup> MCPA	OcTTain <sup>5</sup> Spectrum <sup>♦,5</sup>	Target <sup>♦,7</sup>
<b>Intermediate Wheatgrass</b>	Seedling	2,4-D <sup>1</sup> Attain XC <sup>♦,1,5</sup>	MCPA <sup>1</sup> OcTTain <sup>5,1</sup>	2,4-D Attain XC <sup>♦,5</sup>	Buctril M <sup>♦,5</sup> MCPA	OcTTain <sup>5</sup> Pardner <sup>♦,5</sup>	Spectrum <sup>♦,5</sup> Target <sup>♦,7</sup>
	Established	2,4-D <sup>1</sup> Attain XC <sup>♦,1,5</sup>	MCPA <sup>1</sup> OcTTain <sup>5,1</sup>	Ally <sup>♦</sup> Attain XC <sup>♦,5</sup>	MCPA OcTTain <sup>5</sup>	Spectrum <sup>♦,5</sup>	Target <sup>♦,7</sup>
<b>Creeping Red Fescue</b>	Seedling	2,4-D <sup>1</sup> Attain XC <sup>♦,1,5</sup>	MCPA <sup>1</sup> OcTTain <sup>5,1</sup>	2,4-D Attain XC <sup>♦,5</sup> Basagran <sup>♦,5</sup>	Buctril M <sup>♦,5</sup> Express SG <sup>2</sup> MCPA	OcTTain <sup>5</sup> Pardner <sup>♦,5</sup>	Spectrum <sup>♦,5</sup> Target <sup>♦,7</sup>
	Established	2,4-D <sup>1</sup> Attain XC <sup>♦,1,5</sup>	MCPA <sup>1</sup> OcTTain <sup>5,1</sup>	2,4-D Ally <sup>♦</sup>	Attain XC <sup>♦,5</sup> MCPA	OcTTain <sup>5</sup> Spectrum <sup>♦,5</sup>	Target <sup>♦,7</sup>
<b>Tall Fescue</b>	Seedling	2,4-D <sup>1</sup> Attain XC <sup>♦,1,5</sup>	MCPA <sup>1</sup> OcTTain <sup>5,1</sup>	2,4-D Attain XC <sup>♦,5</sup>	Buctril M <sup>♦,5</sup> MCPA	OcTTain <sup>5</sup>	Spectrum <sup>♦,5</sup>
	Established	2,4-D <sup>1</sup> Attain XC <sup>♦,1,5</sup>	MCPA <sup>1</sup> OcTTain <sup>5,1</sup>	2,4-D Attain XC <sup>♦,5</sup>	MCPA OcTTain <sup>5</sup>	Spectrum <sup>♦,5</sup>	Target <sup>♦,7</sup>
<b>Orchard Grass</b>	Seedling	2,4-D <sup>1</sup>	MCPA <sup>1</sup>	2,4-D Basagran <sup>♦,5</sup>	Buctril M <sup>♦,5</sup> MCPA	Pardner <sup>♦,5</sup>	Target <sup>♦,7</sup>
	Established	2,4-D <sup>1</sup>	MCPA <sup>1</sup>	2,4-D	Ally <sup>♦</sup>	MCPA	Target <sup>♦,7</sup>
<b>Timothy</b>	Seedling	2,4-D <sup>1</sup> Attain XC <sup>♦,1,5</sup>	MCPA <sup>1</sup> OcTTain <sup>5,1</sup>	2,4-D Attain XC <sup>♦,5</sup> Basagran <sup>♦,5</sup>	Buctril M <sup>♦,5</sup> Curtail M <sup>♦</sup> Express SG <sup>2</sup>	Infinity <sup>5</sup> MCPA OcTTain <sup>5</sup>	Pardner <sup>♦,5</sup> Spectrum <sup>♦,5</sup> Target <sup>♦,7</sup>
	Established	2,4-D <sup>1</sup> Attain XC <sup>♦,5</sup>	MCPA <sup>1</sup> OcTTain <sup>5,1</sup>	2,4-D Attain XC <sup>♦,5</sup>	Buctril M <sup>♦</sup> Curtail M <sup>♦</sup>	MCPA Spectrum <sup>♦,5</sup>	Target <sup>♦,7</sup>
<b>Hay and Grazing</b>	With Legumes	Amitrol 240		Embutox <sup>♦</sup>	Tropotox Plus <sup>♦</sup>		
	No Legumes	2,4-D <sup>1</sup> Amitrol 240	MCPA <sup>1</sup> Tordon 22K	2,4-D	Embutox <sup>♦</sup>	MCPA	Tropotox Plus <sup>♦</sup>

♦ Other similar products can be found listed under this product.

<sup>1</sup> Suppression only

<sup>2</sup> Pre-plant, incorporate treatment, or pre-seed, as a burnoff

<sup>3</sup> Used as crop desiccant

<sup>4</sup> Under irrigation only

<sup>5</sup> Seed production only

<sup>6</sup> Underseeding only

<sup>7</sup> Forage production only

<sup>8</sup> Fall application only

[back to Table of Contents](#)

Purchase the printed edition of *Crop Protection 2020* for only \$12. [Buy it on-line here.](#)

## Herbicide Selector Chart – Forage Grasses

Crop	Crop Stage	Narrow-leaved Hawk's-beard		Night-flowering Catchfly		
<b>Meadow Bromegrass</b>	Seedling	Deploy <sup>♦</sup> Express SG <sup>2</sup>	Refine SG			
	Established	Deploy <sup>♦</sup>	Refine SG	Target <sup>♦,7</sup>		
<b>Smooth Bromegrass</b>	Seedling	2,4-D <sup>1</sup> Deploy <sup>♦</sup>	Express SG <sup>2</sup> Refine SG	Buctril M <sup>♦,5</sup>	Pardner <sup>♦,5</sup>	Target <sup>♦,7</sup>
	Established	2,4-D <sup>1</sup> Deploy <sup>♦</sup>	Infinity Refine SG	Target <sup>♦,7</sup>		
<b>Crested Wheatgrass</b>	Seedling	2,4-D <sup>1</sup> Deploy <sup>♦</sup>	Refine SG	Buctril M <sup>♦,5</sup>	Pardner <sup>♦</sup>	Target <sup>♦,7</sup>
	Established	2,4-D <sup>1</sup> Ally <sup>♦</sup>	Deploy <sup>♦</sup> Refine SG	Target <sup>♦,7</sup>		
<b>Intermediate Wheatgrass</b>	Seedling	2,4-D <sup>1</sup> Deploy <sup>♦</sup>	Refine SG	Buctril M <sup>♦,5</sup>	Pardner <sup>♦,5</sup>	Target <sup>♦,7</sup>
	Established	2,4-D <sup>1</sup> Ally <sup>♦</sup>	Deploy <sup>♦</sup> Refine SG	Target <sup>♦,7</sup>		
<b>Creeping Red Fescue</b>	Seedling	2,4-D <sup>1</sup> Deploy <sup>♦</sup>	Express SG <sup>2</sup> Refine SG	Buctril M <sup>♦,5</sup>	Pardner <sup>♦,5</sup>	Target <sup>♦,7</sup>
	Established	2,4-D <sup>1</sup> Ally <sup>♦</sup> Deploy <sup>♦</sup>	Infinity Refine SG	Target <sup>♦,7</sup>		
<b>Tall Fescue</b>	Seedling	2,4-D <sup>1</sup> Deploy <sup>♦</sup>	Refine SG	Buctril M <sup>♦,5</sup>		
	Established	2,4-D <sup>1</sup> Deploy <sup>♦</sup>	Refine SG	Target <sup>♦,7</sup>		
<b>Orchard Grass</b>	Seedling	2,4-D <sup>1</sup> Deploy <sup>♦</sup>	Refine SG	Buctril M <sup>♦,5</sup>	Pardner <sup>♦,5</sup>	Target <sup>♦,7</sup>
	Established	2,4-D <sup>1</sup> Ally <sup>♦</sup>	Deploy <sup>♦</sup> Refine SG	Target <sup>♦,7</sup>		
<b>Timothy</b>	Seedling	2,4-D <sup>1</sup> Express SG <sup>2</sup>	Infinity <sup>5</sup>	Buctril M <sup>♦,5</sup>	Pardner <sup>♦,5</sup>	Target <sup>♦,7</sup>
	Established	2,4-D <sup>1</sup> Ally <sup>♦,7</sup>	Infinity <sup>5</sup>	Buctril M <sup>5</sup>	Target <sup>♦,7</sup>	
<b>Hay and Grazing</b>	With Legumes	Embutox <sup>♦</sup> (all fall applied)				
	No Legumes	2,4-D <sup>1</sup>	Embutox <sup>♦</sup> (all fall applied)			

♦ Other similar products can be found listed under this product.

<sup>1</sup> Suppression only

<sup>2</sup> Pre-plant, incorporate treatment, or pre-seed, as a burnoff

<sup>3</sup> Used as crop desiccant

<sup>4</sup> Under irrigation only

<sup>5</sup> Seed production only

<sup>6</sup> Underseeding only

<sup>7</sup> Forage production only

<sup>8</sup> Fall application only

## Herbicide Selector Chart – Forage Grasses

Crop	Crop Stage	Perennial Sow-thistle				Plantain	Prickly Lettuce
<b>Meadow Bromegrass</b>	Seedling	Attain XC <sup>♦,1,5</sup>	OcTTain <sup>1,5</sup>	Prestige XC <sup>♦,5</sup>	Spectrum <sup>♦,1,5</sup>		MCPA
	Established	Attain XC <sup>♦,1,5</sup> Infinity <sup>1</sup>	OcTTain <sup>1,5</sup> Prestige XC <sup>♦,5</sup>	Spectrum <sup>♦,1,5</sup> Target <sup>♦,1,7</sup>			MCPA
<b>Smooth Bromegrass</b>	Seedling	2,4-D <sup>1</sup> Attain XC <sup>♦,1,5</sup> Buctril M <sup>♦,1,5</sup>	Engenia <sup>♦,1</sup> Lontrel <sup>♦</sup>	OcTTain <sup>1,5</sup> Prestige XC <sup>♦,5</sup>	Spectrum <sup>♦,1,5</sup> Target <sup>♦,1,7</sup>		MCPA
	Established	2,4-D <sup>1</sup> Attain XC <sup>♦,1,5</sup> Lontrel <sup>♦</sup>	Infinity <sup>1</sup> MCPA <sup>1</sup>	OcTTain <sup>1,5</sup> Prestige XC <sup>♦,5</sup>	Spectrum <sup>♦,1,5</sup> Target <sup>♦,1,7</sup>		MCPA
<b>Crested Wheatgrass</b>	Seedling	2,4-D <sup>1</sup> Attain XC <sup>♦,1,5</sup> Buctril M <sup>♦,1,5</sup>	Engenia <sup>♦,1</sup> Lontrel <sup>♦</sup>	OcTTain <sup>1,5</sup> Prestige XC <sup>♦,5</sup>	Spectrum <sup>♦,1,5</sup> Target <sup>♦,1,7</sup>		MCPA
	Established	2,4-D <sup>1</sup> Ally <sup>♦,1</sup>	Attain XC <sup>♦,1,5</sup> Lontrel <sup>♦</sup>	MCPA <sup>1</sup> Prestige XC <sup>♦,5</sup>	Spectrum <sup>♦,1,5</sup> Target <sup>♦,1,7</sup>		MCPA
<b>Intermediate Wheatgrass</b>	Seedling	2,4-D <sup>1</sup> Attain XC <sup>♦,1,5</sup> Buctril M <sup>♦,1,5</sup>	Engenia <sup>♦,1</sup> Lontrel <sup>♦</sup>	OcTTain <sup>1,5</sup> Prestige XC <sup>♦,5</sup>	Spectrum <sup>♦,1,5</sup> Target <sup>♦,1,7</sup>		MCPA
	Established	2,4-D <sup>1</sup> Ally <sup>♦,1</sup> Attain XC <sup>♦,1,5</sup>	Lontrel <sup>♦</sup> MCPA <sup>1</sup>	OcTTain <sup>1,5</sup> Prestige XC <sup>♦,5</sup>	Spectrum <sup>♦,1,5</sup> Target <sup>♦,1,7</sup>		MCPA
<b>Creeping Red Fescue</b>	Seedling	2,4-D <sup>1</sup> Attain XC <sup>♦,1,5</sup> Buctril M <sup>♦,1,5</sup>	Engenia <sup>♦,1</sup> Lontrel <sup>♦</sup>	OcTTain <sup>1,5</sup> Prestige XC <sup>♦,5</sup>	Spectrum <sup>♦,1,5</sup> Target <sup>♦,1,7</sup>		MCPA
	Established	2,4-D <sup>1</sup> Ally <sup>♦,1</sup> Attain XC <sup>♦,1,5</sup>	Engenia <sup>♦,1</sup> Infinity <sup>1</sup> Lontrel <sup>♦</sup>	MCPA <sup>1</sup> OcTTain <sup>1,5</sup> Prestige XC <sup>♦,5</sup>	Spectrum <sup>♦,1,5</sup> Target <sup>♦,1,7</sup>		MCPA
<b>Tall Fescue</b>	Seedling	2,4-D <sup>1</sup> Attain XC <sup>♦,1,5</sup>	Buctril M <sup>♦,1,5</sup> Engenia <sup>♦,1</sup>	Lontrel <sup>♦</sup> OcTTain <sup>1,5</sup>	Spectrum <sup>♦,1,5</sup>		MCPA
	Established	2,4-D <sup>1</sup> Attain XC <sup>♦,1,5</sup>	Lontrel <sup>♦</sup> OcTTain <sup>1,5</sup>	Prestige XC <sup>♦,5</sup> Spectrum <sup>♦,1,5</sup>	Target <sup>♦,1,7</sup>		MCPA
<b>Orchard Grass</b>	Seedling	2,4-D <sup>1</sup> Buctril M <sup>♦,1,5</sup>	Engenia <sup>♦,1</sup>	Lontrel <sup>♦</sup>	Target <sup>♦,1,7</sup>		MCPA
	Established	2,4-D <sup>1</sup>	Ally <sup>♦,1</sup>	Lontrel <sup>♦</sup>	Target <sup>♦,1,7</sup>		MCPA
<b>Timothy</b>	Seedling	2,4-D <sup>1</sup> Attain XC <sup>♦,1,5</sup> Buctril M <sup>♦,1,5</sup>	Curtail M <sup>♦</sup> Engenia <sup>♦,1</sup> Infinity <sup>1,5</sup>	Lontrel <sup>♦</sup> OcTTain <sup>1,5</sup> Prestige XC <sup>♦,5</sup>	Spectrum <sup>♦,1,5</sup> Target <sup>♦,1,7</sup>		MCPA
	Established	2,4-D <sup>1</sup> Ally <sup>♦,1</sup> Attain XC <sup>♦,1,5</sup>	Buctril M <sup>♦,1</sup> Curtail M <sup>♦</sup> Lontrel <sup>♦</sup>	MCPA <sup>1</sup> OcTTain <sup>1,5</sup> Prestige XC <sup>♦,5</sup>	Spectrum <sup>♦,1,5</sup> Target <sup>♦,1,7</sup>		MCPA
<b>Hay and Grazing</b>	With Legumes	Amitrol 240	Embutox <sup>♦,1</sup>	Tropotox Plus <sup>♦,1</sup>		Tropotox Plus <sup>♦,1</sup>	
	No Legumes	2,4-D <sup>1</sup> Amitrol 240	Embutox <sup>♦,1</sup> Escort <sup>1</sup>	Lontrel <sup>♦</sup> MCPA <sup>1</sup>	Tropotox Plus <sup>♦,1</sup> Tordon 22K	Grazon Tropotox Plus <sup>♦,1</sup>	Grazon MCPA

♦ Other similar products can be found listed under this product.

- <sup>1</sup> Suppression only
- <sup>2</sup> Pre-plant, incorporate treatment, or pre-seed, as a burnoff
- <sup>3</sup> Used as crop desiccant
- <sup>4</sup> Under irrigation only
- <sup>5</sup> Seed production only
- <sup>6</sup> Underseeding only
- <sup>7</sup> Forage production only
- <sup>8</sup> Fall application only

[back to Table of Contents](#)

Purchase the printed edition of *Crop Protection 2020* for only \$12. [Buy it on-line here.](#)

## Herbicide Selector Chart – Forage Grasses

Crop	Crop Stage	Quack Grass	Redroot Pigweed				
<b>Meadow Bromegrass</b>	Seedling		Attain XC <sup>♦,5</sup> Deploy <sup>♦</sup>	Express SG <sup>2</sup> OcTTain <sup>5</sup>	Prestige XC <sup>♦,5</sup>	Refine SG	Spectrum <sup>♦,5</sup>
	Established		Attain XC <sup>♦,5</sup> Deploy <sup>♦</sup>	Infinity OcTTain <sup>5</sup>	Prestige XC <sup>♦,5</sup> Refine SG	Spectrum <sup>♦,5</sup>	Target <sup>♦,7</sup>
<b>Smooth Bromegrass</b>	Seedling		2,4-D Attain XC <sup>♦,5</sup> Basagran <sup>♦,5</sup>	Buctril M <sup>♦,5</sup> Deploy <sup>♦</sup>	Express SG <sup>2</sup> OcTTain <sup>5</sup>	Prestige XC <sup>♦,5</sup> Refine SG	Spectrum <sup>♦,5</sup> Target <sup>♦,7</sup>
	Established		2,4-D Attain XC <sup>♦,5</sup>	Deploy <sup>♦</sup> Infinity	MCPA <sup>1</sup> OcTTain <sup>5</sup>	Prestige XC <sup>♦,5</sup> Refine SG	Spectrum <sup>♦,5</sup> Target <sup>♦,7</sup>
<b>Crested Wheatgrass</b>	Seedling		2,4-D Attain XC <sup>♦,5</sup>	Basagran <sup>♦,1,5</sup> Buctril M <sup>♦,5</sup>	Deploy <sup>♦</sup> OcTTain <sup>5</sup>	Prestige XC <sup>♦,5</sup> Refine SG	Spectrum <sup>♦,5</sup> Target <sup>♦,7</sup>
	Established		2,4-D Ally <sup>♦</sup>	Attain XC <sup>♦,5</sup> Deploy <sup>♦</sup>	MCPA <sup>1</sup> OcTTain <sup>5</sup>	Prestige XC <sup>♦,5</sup> Refine SG	Spectrum <sup>♦,5</sup> Target <sup>♦,7</sup>
<b>Intermediate Wheatgrass</b>	Seedling		2,4-D Attain XC <sup>♦,5</sup>	Buctril M <sup>♦,5</sup> Deploy <sup>♦</sup>	OcTTain <sup>5</sup> Prestige XC <sup>♦,5</sup>	Refine SG Spectrum <sup>♦,5</sup>	Target <sup>♦,7</sup>
	Established		2,4-D Ally <sup>♦</sup>	Attain XC <sup>♦,5</sup> Deploy <sup>♦</sup>	MCPA <sup>1</sup> OcTTain <sup>5</sup>	Prestige XC <sup>♦,5</sup> Refine SG	Spectrum <sup>♦,5</sup> Target <sup>♦,7</sup>
<b>Creeping Red Fescue</b>	Seedling	Assure II <sup>♦,5</sup> Poast Ultra <sup>5</sup>	2,4-D Attain XC <sup>♦,5</sup> Basagran <sup>♦,1,5</sup>	Buctril M <sup>5</sup> Deploy <sup>♦</sup>	Express SG <sup>2</sup> OcTTain <sup>5</sup>	Prestige XC <sup>♦,5</sup> Refine SG	Spectrum <sup>♦,5</sup> Target <sup>♦,7</sup>
	Established	Assure II <sup>♦,5</sup> Poast Ultra <sup>5</sup>	2,4-D Ally <sup>♦</sup> Attain XC <sup>♦,5</sup>	Basagran <sup>♦,1,5</sup> Deploy <sup>♦</sup> Infinity	MCPA <sup>1</sup> OcTTain <sup>5</sup>	Prestige XC <sup>♦,5</sup> Refine SG	Spectrum <sup>♦,5</sup> Target <sup>♦,7</sup>
<b>Tall Fescue</b>	Seedling		2,4-D Attain XC <sup>♦,5</sup>	Buctril M <sup>♦,5</sup> Deploy <sup>♦</sup>	OcTTain <sup>5</sup> Refine SG	Spectrum <sup>♦,5</sup>	
	Established		2,4-D Attain XC <sup>♦,5</sup>	Deploy <sup>♦</sup> OcTTain <sup>5</sup>	Prestige XC <sup>♦,5</sup> Refine SG	Spectrum <sup>♦,5</sup> Target <sup>♦,7</sup>	
<b>Orchard Grass</b>	Seedling		2,4-D Basagran <sup>♦,5</sup>	Buctril M <sup>♦,5</sup>	Deploy <sup>♦</sup>	Refine SG	Target <sup>♦,7</sup>
	Established		2,4-D	Ally <sup>♦</sup>	Deploy <sup>♦</sup>	Refine SG	Target <sup>♦,7</sup>
<b>Timothy</b>	Seedling		2,4-D Attain XC <sup>♦,5</sup> Basagran <sup>♦,5</sup>	Buctril M <sup>♦,5</sup> Curtail M <sup>♦</sup> Express SG <sup>2</sup>	Infinity <sup>5</sup> OcTTain <sup>5</sup>	Pardner <sup>♦,5</sup> Prestige XC <sup>♦,5</sup>	Spectrum <sup>♦,5</sup> Target <sup>♦,7</sup>
	Established		2,4-D Ally <sup>♦</sup> Attain XC <sup>♦,5</sup>	Basagran <sup>♦,1,5</sup> Buctril M <sup>♦,5</sup>	Curtail M <sup>♦</sup> MCPA <sup>1</sup>	OcTTain <sup>5</sup> Prestige XC <sup>♦,5</sup>	Spectrum <sup>♦,5</sup> Target <sup>♦,7</sup>
<b>Hay and Grazing</b>	With Legumes	Amitrol 240	Embutox <sup>♦</sup>	Tropotox Plus <sup>♦</sup>			
	No Legumes	Amitrol 240	2,4-D	Embutox <sup>♦</sup>	MCPA	Tropotox Plus <sup>♦</sup>	

♦ Other similar products can be found listed under this product.

<sup>1</sup> Suppression only

<sup>2</sup> Pre-plant, incorporate treatment, or pre-seed, as a burnoff

<sup>3</sup> Used as crop desiccant

<sup>4</sup> Under irrigation only

<sup>5</sup> Seed production only

<sup>6</sup> Underseeding only

<sup>7</sup> Forage production only

<sup>8</sup> Fall application only

## Herbicide Selector Chart – Forage Grasses

Crop	Crop Stage	Russian Thistle				Scentless Chamomile (seedlings)		
<b>Meadow Bromegrass</b>	Seedling	Attain XC <sup>♦,5</sup> Deploy <sup>♦</sup>	Express SG <sup>2</sup>	OcTTain <sup>5</sup>	Refine SG	Express SG <sup>2</sup>	Prestige XC <sup>♦,5</sup>	
	Established	Attain XC <sup>♦,5</sup> Deploy <sup>♦</sup>	Infinity <sup>7</sup>	Refine SG	Target <sup>♦,7</sup>	Prestige XC <sup>♦,5</sup>		
<b>Smooth Bromegrass</b>	Seedling	2,4-D Attain XC <sup>♦,5</sup> Basagran <sup>♦,5</sup>	Buctril M <sup>♦,5</sup> Deploy <sup>♦</sup> Express SG <sup>2</sup>	OcTTain <sup>5</sup> Pardner <sup>♦,5</sup>	Refine SG Target <sup>♦,7</sup>	Buctril M <sup>♦,5</sup> Express SG <sup>2</sup>	Lontrel <sup>♦</sup> Pardner <sup>♦,5</sup>	Prestige XC <sup>♦,5</sup>
	Established	2,4-D Attain XC <sup>♦,5</sup>	Deploy <sup>♦</sup> Infinity	OcTTain <sup>5</sup> Refine SG	Target <sup>♦,7</sup>	Lontrel <sup>♦</sup>	Prestige XC <sup>♦,5</sup>	
<b>Crested Wheatgrass</b>	Seedling	2,4-D Attain XC <sup>♦,5</sup> Basagran <sup>♦,5</sup>	Buctril M <sup>♦,5</sup> Deploy <sup>♦</sup>	OcTTain <sup>5</sup> Pardner <sup>♦,5</sup>	Refine SG Target <sup>♦,7</sup>	Buctril M <sup>♦,5</sup> Lontrel <sup>♦</sup> OcTTain <sup>5</sup>	Pardner <sup>♦,5</sup>	Prestige XC <sup>♦,5</sup>
	Established	2,4-D Ally <sup>♦,1</sup>	Attain XC <sup>♦,5</sup> Deploy <sup>♦</sup>	OcTTain <sup>5</sup> Refine SG	Target <sup>♦,7</sup>	Ally <sup>♦</sup>	Lontrel <sup>♦</sup>	Prestige XC <sup>♦,5</sup>
<b>Intermediate Wheatgrass</b>	Seedling	2,4-D Attain XC <sup>♦,5</sup>	Buctril M <sup>♦,5</sup> Deploy <sup>♦</sup>	OcTTain <sup>5</sup> Pardner <sup>♦,5</sup>	Refine SG Target <sup>♦,7</sup>	Buctril M <sup>♦,5</sup> Lontrel <sup>♦</sup>	Lontrel <sup>♦</sup> Pardner <sup>5</sup>	Prestige XC <sup>♦,5</sup>
	Established	2,4-D Ally <sup>♦,1</sup>	Attain XC <sup>♦,5</sup> Deploy <sup>♦</sup>	OcTTain <sup>5</sup> Refine SG	Target <sup>♦,7</sup>	Ally <sup>♦</sup>	Lontrel <sup>♦</sup>	Prestige XC <sup>♦,5</sup>
<b>Creeping Red Fescue</b>	Seedling	2,4-D Attain XC <sup>♦,5</sup> Basagran <sup>♦,5</sup>	Buctril M <sup>♦,5</sup> Deploy <sup>♦</sup> Express SG <sup>2</sup>	OcTTain <sup>5</sup> Pardner <sup>♦,5</sup>	Refine SG Target <sup>♦,7</sup>	Buctril M <sup>♦,5</sup> Express SG <sup>2</sup> Lontrel <sup>♦</sup>	Pardner <sup>♦,5</sup>	Prestige XC <sup>♦,5</sup>
	Established	2,4-D Ally <sup>♦,1</sup>	Attain XC <sup>♦,5</sup> Deploy <sup>♦</sup>	Infinity <sup>7</sup> OcTTain <sup>5</sup>	Refine SG Target <sup>♦,7</sup>	Ally <sup>♦</sup>	Lontrel <sup>♦</sup>	Prestige XC <sup>♦,5</sup>
<b>Tall Fescue</b>	Seedling	2,4-D Attain XC <sup>♦,5</sup>	Buctril M <sup>♦,5</sup> Deploy <sup>♦</sup>	OcTTain <sup>5</sup>	Refine SG	Buctril M <sup>♦,5</sup>	Lontrel <sup>♦</sup>	
	Established	2,4-D Attain XC <sup>♦,5</sup>	Deploy <sup>♦</sup> OcTTain <sup>5</sup>	Refine SG	Target <sup>♦,7</sup>	Lontrel <sup>♦</sup>	Prestige XC <sup>♦,5</sup>	
<b>Orchard Grass</b>	Seedling	2,4-D Basagran <sup>♦,5</sup>	Buctril M <sup>♦,5</sup> Deploy <sup>♦</sup>	Pardner <sup>♦,5</sup> Refine SG	Target <sup>♦,7</sup>	Buctril M <sup>♦,5</sup>	Lontrel <sup>♦</sup>	Pardner <sup>♦,5</sup>
	Established	2,4-D Ally <sup>♦</sup>	Deploy <sup>♦</sup>	Refine SG	Target <sup>♦,7</sup>	Ally <sup>♦</sup>	Lontrel <sup>♦</sup>	
<b>Timothy</b>	Seedling	2,4-D Attain XC <sup>♦,5</sup> Basagran <sup>♦,5</sup>	Buctril M <sup>♦,5</sup> Express SG <sup>2</sup>	Infinity <sup>5</sup> OcTTain <sup>5</sup>	Pardner <sup>♦,5</sup> Target <sup>♦,7</sup>	Buctril M <sup>♦,5</sup> Curtail M <sup>♦</sup>	Express SG <sup>2</sup> Lontrel <sup>♦</sup>	Pardner <sup>♦,5</sup> Prestige XC <sup>♦,5</sup>
	Established	2,4-D	Attain XC <sup>♦,5</sup>	Buctril M <sup>♦,5</sup>	Target <sup>♦,7</sup>	Ally <sup>♦,7</sup> Buctril M <sup>♦</sup>	Curtail M <sup>♦</sup> Lontrel <sup>♦</sup>	Prestige XC <sup>♦,5</sup>
<b>Hay and Grazing</b>	With Legumes							
	No Legumes	2,4-D	Escort	Target <sup>7,♦</sup>	Escort			Lontrel <sup>♦</sup>

♦ Other similar products can be found listed under this product.

- <sup>1</sup> Suppression only
- <sup>2</sup> Pre-plant, incorporate treatment, or pre-seed, as a burnoff
- <sup>3</sup> Used as crop desiccant
- <sup>4</sup> Under irrigation only
- <sup>5</sup> Seed production only
- <sup>6</sup> Underseeding only
- <sup>7</sup> Forage production only
- <sup>8</sup> Fall application only

[back to Table of Contents](#)

Purchase the printed edition of *Crop Protection 2020* for only \$12. [Buy it on-line here.](#)

## Herbicide Selector Chart – Forage Grasses

Crop	Crop Stage	Shepherd's-purse (seedlings)				
<b>Meadow Bromegrass</b>	Seedling	Attain XC <sup>♦,5</sup> Deploy <sup>♦</sup>	MCPA OcTTain <sup>5</sup>	Prestige XC <sup>♦,5</sup>	Refine SG	Spectrum <sup>♦,5</sup>
	Established	Attain XC <sup>♦,5</sup> Deploy <sup>♦</sup>	Infinity MCPA	OcTTain <sup>5</sup> Prestige XC <sup>♦,5</sup>	Refine SG Spectrum <sup>♦,5</sup>	Target <sup>♦,7</sup>
<b>Smooth Bromegrass</b>	Seedling	2,4-D Attain XC <sup>♦,5</sup> Basagran <sup>♦,5</sup>	Buctril M <sup>♦,5</sup> Deploy <sup>♦</sup>	MCPA OcTTain <sup>5</sup>	Prestige XC <sup>♦,5</sup> Refine SG	Spectrum <sup>♦,5</sup> Target <sup>♦,7</sup>
	Established	2,4-D Attain XC <sup>♦,5</sup>	Deploy <sup>♦</sup> Infinity	MCPA <sup>5</sup> OcTTain <sup>5</sup>	Prestige XC <sup>♦</sup> Refine SG	Spectrum <sup>♦,5</sup> Target <sup>♦,7</sup>
<b>Crested Wheatgrass</b>	Seedling	2,4-D Attain XC <sup>♦,5</sup> Basagran <sup>♦,5</sup>	Buctril M <sup>♦,5</sup> Deploy <sup>♦</sup>	MCPA OcTTain <sup>5</sup>	Prestige XC <sup>♦,5</sup> Refine SG	Spectrum <sup>♦,5</sup> Target <sup>♦,7</sup>
	Established	2,4-D Ally <sup>♦</sup>	Attain XC <sup>♦,5</sup> Deploy <sup>♦</sup>	MCPA OcTTain <sup>5</sup>	Prestige XC <sup>♦,5</sup> Refine SG	Spectrum <sup>♦,5</sup> Target <sup>♦,7</sup>
<b>Intermediate Wheatgrass</b>	Seedling	2,4-D Attain XC <sup>♦,5</sup>	Buctril M <sup>♦,5</sup> Deploy <sup>♦</sup>	MCPA OcTTain <sup>5</sup>	Prestige XC <sup>♦,5</sup> Refine SG	Spectrum <sup>♦,5</sup> Target <sup>♦,7</sup>
	Established	2,4-D Ally <sup>♦</sup>	Attain XC <sup>♦,5</sup> Deploy <sup>♦</sup>	MCPA OcTTain <sup>5</sup>	Prestige XC <sup>♦,5</sup> Refine SG	Spectrum <sup>♦,5</sup> Target <sup>♦,7</sup>
<b>Creeping Red Fescue</b>	Seedling	2,4-D Attain XC <sup>♦,5</sup> Basagran <sup>♦,5</sup>	Buctril M <sup>♦,5</sup> Deploy <sup>♦</sup>	MCPA OcTTain <sup>5</sup>	Prestige XC <sup>♦,5</sup> Refine SG	Spectrum <sup>♦,5</sup> Target <sup>♦,7</sup>
	Established	2,4-D Ally <sup>♦</sup> Attain XC <sup>♦,5</sup>	Deploy <sup>♦</sup> Infinity	MCPA OcTTain <sup>5</sup>	Prestige XC <sup>♦,5</sup> Refine SG	Spectrum <sup>♦,5</sup> Target <sup>♦,7</sup>
<b>Tall Fescue</b>	Seedling	2,4-D Attain XC <sup>♦,5</sup>	Buctril M <sup>♦,5</sup> Deploy <sup>♦</sup>	MCPA OcTTain <sup>5</sup>	Refine SG	Spectrum <sup>♦,5</sup>
	Established	2,4-D Attain XC <sup>♦,5</sup>	Deploy <sup>♦</sup> MCPA	OcTTain <sup>5</sup> Prestige XC <sup>♦,5</sup>	Refine SG Spectrum <sup>♦,5</sup>	Target <sup>♦,7</sup>
<b>Orchard Grass</b>	Seedling	2,4-D Basagran <sup>♦,5</sup>	Buctril M <sup>♦,5</sup> Deploy <sup>♦</sup>	MCPA	Refine SG	Target <sup>♦,7</sup>
	Established	2,4-D Ally <sup>♦</sup>	Deploy <sup>♦</sup>	MCPA	Refine SG	Target <sup>♦,7</sup>
<b>Timothy</b>	Seedling	2,4-D Attain XC <sup>♦,5</sup> Basagran <sup>♦,5</sup>	Buctril M <sup>♦,5</sup> Curtail M <sup>♦</sup>	Infinity <sup>5</sup> MCPA	OcTTain <sup>5</sup> Prestige XC <sup>♦,5</sup>	Spectrum <sup>♦,5</sup> Target <sup>♦,7</sup>
	Established	2,4-D Ally <sup>♦</sup>	Attain XC <sup>♦,5</sup> Buctril M <sup>♦</sup>	Curtail M <sup>♦</sup> MCPA	OcTTain <sup>5</sup> Prestige XC <sup>♦,5</sup>	Spectrum <sup>♦,5</sup> Target <sup>♦,7</sup>
<b>Hay and Grazing</b>	With Legumes	Embutox <sup>♦</sup>	Tropotox Plus <sup>♦</sup>			
	No Legumes	2,4-D	Embutox <sup>♦</sup>	MCPA	Tropotox Plus <sup>♦</sup>	

♦ Other similar products can be found listed under this product.

<sup>1</sup> Suppression only

<sup>2</sup> Pre-plant, incorporate treatment, or pre-seed, as a burnoff

<sup>3</sup> Used as crop desiccant

<sup>4</sup> Under irrigation only

<sup>5</sup> Seed production only

<sup>6</sup> Underseeding only

<sup>7</sup> Forage production only

<sup>8</sup> Fall application only



## Herbicide Selector Chart – Forage Grasses

Crop	Crop Stage	Stinkweed (seedlings)					Tansy	Toadflax	
<b>Meadow Bromegrass</b>	Seedling	Attain XC <sup>♦,5</sup> Deploy <sup>♦</sup>	Express SG <sup>2</sup> MCPA	OcTTain <sup>5</sup> Prestige XC <sup>♦,5</sup>	Refine SG	Spectrum <sup>♦,5</sup>		Deploy <sup>♦,1</sup>	Refine SG <sup>1</sup>
	Established	Attain XC <sup>♦,5</sup> Deploy <sup>♦</sup>	Infinity MCPA	OcTTain <sup>5</sup> Prestige XC <sup>♦,5</sup>	Refine SG Spectrum <sup>♦,5</sup>	Target <sup>♦,7</sup>		Deploy <sup>♦,1</sup>	Refine SG <sup>1</sup>
<b>Smooth Bromegrass</b>	Seedling	2,4-D Attain XC <sup>♦,5</sup> Basagran <sup>♦,5</sup>	Buctril M <sup>♦,5</sup> Deploy <sup>♦</sup> Express SG <sup>2</sup>	MCPA Pardner <sup>♦,5</sup>	Prestige XC <sup>♦,5</sup> Refine SG	Spectrum <sup>♦,5</sup> Target <sup>♦,7</sup>		Deploy <sup>♦,1</sup>	Refine SG <sup>1</sup>
	Established	2,4-D Attain XC <sup>♦,5</sup>	Deploy <sup>♦</sup> MCPA	Prestige XC <sup>♦,5</sup> Refine SG	Spectrum <sup>♦,5</sup>	Target <sup>♦,7</sup>		Deploy <sup>♦,1</sup>	Refine SG <sup>1</sup>
<b>Crested Wheatgrass</b>	Seedling	2,4-D Attain XC <sup>♦,5</sup> Basagran <sup>♦,5</sup>	Buctril M <sup>♦,5</sup> Deploy <sup>♦</sup> MCPA	OcTTain <sup>5</sup> Pardner <sup>♦,5</sup>	Prestige XC <sup>♦,5</sup> Refine SG	Spectrum <sup>♦,5</sup> Target <sup>♦,7</sup>		Deploy <sup>♦,1</sup>	Refine SG <sup>1</sup>
	Established	2,4-D Ally <sup>♦</sup>	Attain XC <sup>♦,5</sup> Deploy <sup>♦</sup>	MCPA OcTTain <sup>5</sup>	Prestige XC <sup>♦,5</sup> Refine SG	Spectrum <sup>♦,5</sup> Target <sup>♦,7</sup>		Ally <sup>♦,1</sup> Deploy <sup>♦,1</sup>	Refine SG <sup>1</sup>
<b>Intermediate Wheatgrass</b>	Seedling	2,4-D Attain XC <sup>♦,5</sup> Buctril M <sup>♦,5</sup>	Deploy <sup>♦</sup> MCPA	OcTTain <sup>5</sup> Pardner <sup>♦,5</sup>	Prestige XC <sup>♦,5</sup> Refine SG	Spectrum <sup>♦,5</sup> Target <sup>♦,7</sup>		Deploy <sup>♦,1</sup>	Refine SG <sup>1</sup>
	Established	2,4-D Ally <sup>♦</sup>	Attain XC <sup>♦,5</sup> Deploy <sup>♦</sup>	MCPA OcTTain <sup>5</sup>	Prestige XC <sup>♦,5</sup> Refine SG	Spectrum <sup>♦,5</sup> Target <sup>♦,7</sup>		Ally <sup>♦,1</sup> Deploy <sup>♦,1</sup>	Refine SG <sup>1</sup>
<b>Creeping Red Fescue</b>	Seedling	2,4-D Attain XC <sup>♦,5</sup> Basagran <sup>♦,5</sup>	Buctril M <sup>♦,5</sup> Deploy <sup>♦</sup> Express SG <sup>2</sup>	MCPA OcTTain <sup>5</sup> Pardner <sup>♦,5</sup>	Prestige XC <sup>♦,5</sup> Refine SG	Spectrum <sup>♦,5</sup> Target <sup>♦,7</sup>		Deploy <sup>♦,1</sup>	Refine SG <sup>1</sup>
	Established	2,4-D Ally <sup>♦</sup>	Attain XC <sup>♦,5</sup> Deploy <sup>♦</sup>	MCPA OcTTain <sup>5</sup>	Prestige XC <sup>♦,5</sup> Refine SG	Spectrum <sup>♦,5</sup> Target <sup>♦,7</sup>		Ally <sup>♦,1</sup> Deploy <sup>♦,1</sup>	Refine SG <sup>1</sup>
<b>Tall Fescue</b>	Seedling	2,4-D Attain XC <sup>♦,5</sup>	Buctril M <sup>♦,5</sup> Deploy <sup>♦</sup>	MCPA OcTTain <sup>5</sup>	Refine SG	Spectrum <sup>♦,5</sup>		Deploy <sup>♦,1</sup>	Refine SG <sup>1</sup>
	Established	2,4-D Attain XC <sup>♦,5</sup>	Deploy <sup>♦</sup> MCPA	OcTTain <sup>5</sup> Prestige XC <sup>♦,5</sup>	Refine SG Spectrum <sup>♦,5</sup>	Target <sup>♦,7</sup>		Deploy <sup>♦,1</sup>	Refine SG <sup>1</sup>
<b>Orchard Grass</b>	Seedling	2,4-D Basagran <sup>♦,5</sup>	Buctril M <sup>♦,5</sup> Deploy <sup>♦</sup>	MCPA Pardner <sup>♦,5</sup>	Refine SG	Target <sup>♦,7</sup>		Deploy <sup>♦,1</sup>	Refine SG <sup>1</sup>
	Established	2,4-D Ally <sup>♦</sup>	Deploy <sup>♦</sup>	MCPA	Refine SG	Target <sup>♦,7</sup>		Ally <sup>♦,1</sup> Deploy <sup>♦,1</sup>	Refine SG <sup>1</sup>
<b>Timothy</b>	Seedling	2,4-D Attain XC <sup>♦,5</sup> Basagran <sup>♦,5</sup>	Buctril M <sup>♦,5</sup> Curtail M <sup>♦</sup> Express SG <sup>2</sup>	Infinity <sup>5</sup> MCPA OcTTain <sup>5</sup>	Pardner <sup>♦,5</sup> Prestige XC <sup>♦,5</sup>	Spectrum <sup>♦,5</sup> Target <sup>♦,7</sup>			
	Established	2,4-D Ally <sup>♦</sup>	Attain XC <sup>♦,5</sup> Buctril M <sup>♦</sup>	Curtail M <sup>♦</sup> MCPA	OcTTain <sup>5</sup> Prestige XC <sup>♦,5</sup>	Spectrum <sup>♦,5</sup> Target <sup>♦,7</sup>		Ally <sup>♦,1</sup>	
<b>Hay and Grazing</b>	With Legumes	Embutox <sup>♦</sup>	Tropotox Plus <sup>♦</sup>					Amitrol 240	
	No Legumes	2,4-D	Embutox	MCPA	Tropotox Plus <sup>♦</sup>		Escort	Amitrol 240	Tordon 22K

♦ Other similar products can be found listed under this product.

- <sup>1</sup> Suppression only
- <sup>2</sup> Pre-plant, incorporate treatment, or pre-seed, as a burnoff
- <sup>3</sup> Used as crop desiccant
- <sup>4</sup> Under irrigation only
- <sup>5</sup> Seed production only
- <sup>6</sup> Underseeding only
- <sup>7</sup> Forage production only
- <sup>8</sup> Fall application only

[back to Table of Contents](#)

Purchase the printed edition of *Crop Protection 2020* for only \$12. [Buy it on-line here.](#)

## Herbicide Selector Chart – Forage Grasses

Crop	Crop Stage	Wild Buckwheat					Wild Oats
<b>Meadow Bromegrass</b>	Seedling	2,4-D <sup>1</sup> Attain XC <sup>*,5</sup>	Deploy <sup>♦</sup> Express SG <sup>2</sup>	MCPA <sup>1</sup> Prestige XC <sup>*,5</sup>	Refine SG	Spectrum <sup>*,5</sup> Target <sup>*,7</sup>	Express SG <sup>2</sup>
	Established	2,4-D <sup>1</sup> Attain XC <sup>*,5</sup>	Deploy <sup>♦</sup> Infinity	MCPA <sup>1</sup> OcTTain <sup>5</sup>	Prestige XC <sup>*,5</sup> Refine SG	Spectrum <sup>*,5</sup> Target <sup>*,7</sup>	
<b>Smooth Bromegrass</b>	Seedling	2,4-D <sup>1,5</sup> Attain XC <sup>*,5</sup> Buctril M <sup>*,5</sup>	Deploy <sup>♦</sup> Engenia <sup>♦</sup> Express SG <sup>2</sup>	Lontrel <sup>♦</sup> MCPA OcTTain <sup>5</sup>	Pardner <sup>5</sup> Prestige XC <sup>*,5</sup> Refine SG	Spectrum <sup>*,5</sup> Target <sup>*,7</sup>	Express SG <sup>2</sup>
	Established	2,4-D <sup>1</sup> Attain XC <sup>*,5</sup> Deploy <sup>♦</sup>	Infinity Lontrel <sup>♦</sup>	MCPA <sup>1</sup> OcTTain <sup>5</sup>	Prestige XC <sup>*,5</sup> Refine SG	Spectrum <sup>*,5</sup> Target <sup>*,7</sup>	
<b>Crested Wheatgrass</b>	Seedling	2,4-D <sup>1</sup> Attain XC <sup>*,5</sup> Buctril M <sup>*,5</sup>	Deploy <sup>♦</sup> Engenia <sup>♦</sup> Lontrel <sup>♦</sup>	MCPA <sup>1</sup> OcTTain <sup>5</sup> Pardner <sup>*,5</sup>	Prestige XC <sup>*,5</sup> Refine SG	Spectrum <sup>*,5</sup> Target <sup>*,7</sup>	
	Established	2,4-D <sup>1</sup> Ally <sup>*,1</sup> Attain XC <sup>*,5</sup>	Deploy <sup>♦</sup> Lontrel <sup>♦</sup>	MCPA <sup>1</sup> OcTTain <sup>5</sup>	Prestige XC <sup>*,5</sup> Refine SG	Spectrum <sup>*,5</sup> Target <sup>*,7</sup>	
<b>Intermediate Wheatgrass</b>	Seedling	2,4-D <sup>1</sup> Attain XC <sup>5</sup> Buctril M <sup>*,5</sup>	Deploy <sup>♦</sup> Engenia <sup>♦</sup> Lontrel <sup>♦</sup>	MCPA <sup>1</sup> OcTTain <sup>5</sup> Pardner <sup>*,5</sup>	Prestige XC <sup>*,5</sup> Refine SG	Spectrum <sup>*,5</sup> Target <sup>*,7</sup>	
	Established	2,4-D <sup>1</sup> Ally <sup>*,1</sup> Attain XC <sup>*,5</sup>	Deploy <sup>♦</sup> Lontrel <sup>♦</sup> MCPA <sup>1</sup>	OcTTain <sup>5</sup> Prestige XC <sup>*,5</sup>	Refine SG Spectrum <sup>*,5</sup>	Target <sup>*,7</sup>	
<b>Creeping Red Fescue</b>	Seedling	2,4-D <sup>1</sup> Attain XC <sup>*,5</sup> Buctril M <sup>*,5</sup>	Deploy <sup>♦</sup> Engenia <sup>♦</sup> Express SG <sup>2</sup>	Lontrel <sup>♦</sup> OcTTain <sup>5</sup> MCPA <sup>1</sup>	Pardner <sup>*,5</sup> Prestige XC <sup>*,5</sup> Refine SG	Spectrum <sup>*,5</sup> Target <sup>*,7</sup>	Assure II <sup>*,5</sup> Express SG <sup>2</sup> Poast Ultra <sup>5</sup>
	Established	2,4-D <sup>1</sup> Ally <sup>*,1</sup> Attain XC <sup>*,5</sup>	Deploy <sup>♦</sup> Engenia <sup>♦</sup> Infinity	Lontrel <sup>♦</sup> MCPA <sup>1</sup> OcTTain <sup>5</sup>	Prestige XC <sup>*,5</sup> Refine SG	Spectrum <sup>*,5</sup> Target <sup>*,7</sup>	Assure II <sup>*,5</sup> Poast Ultra <sup>5</sup>
<b>Tall Fescue</b>	Seedling	2,4-D <sup>1</sup> Attain XC <sup>*,5</sup>	Buctril M <sup>*,5</sup> Deploy <sup>♦</sup>	Engenia <sup>♦</sup> Lontrel <sup>♦</sup>	MCPA <sup>1</sup> OcTTain <sup>5</sup>	Refine SG Spectrum <sup>*,5</sup>	
	Established	2,4-D <sup>1</sup> Attain XC <sup>*,5</sup>	Deploy <sup>♦</sup> Lontrel <sup>♦</sup>	MCPA <sup>1</sup> OcTTain <sup>5</sup>	Prestige XC <sup>*,5</sup> Refine SG	Spectrum <sup>*,5</sup> Target <sup>*,7</sup>	
<b>Orchard Grass</b>	Seedling	2,4-D <sup>1</sup> Buctril M <sup>*,5</sup>	Deploy <sup>♦</sup> Engenia <sup>♦</sup>	Lontrel <sup>♦</sup> MCPA <sup>1</sup>	Pardner <sup>*,5</sup> Refine SG	Target <sup>*,7</sup>	
	Established	2,4-D <sup>1</sup> Ally <sup>*,1</sup>	Deploy <sup>♦</sup> Lontrel <sup>♦</sup>	MCPA <sup>1</sup>	Refine SG	Target <sup>*,7</sup>	
<b>Timothy</b>	Seedling	2,4-D <sup>1</sup> Attain XC <sup>*,5</sup> Buctril M <sup>*,5</sup>	Curtail M <sup>♦</sup> Engenia <sup>♦</sup> Express SG <sup>2</sup>	Infinity <sup>5</sup> Lontrel <sup>♦</sup> MCPA <sup>1</sup>	Pardner <sup>*,5</sup> Prestige XC <sup>*,5</sup>	Spectrum <sup>*,5</sup> Target <sup>*,7</sup>	Express SG <sup>2</sup>
	Established	2,4-D <sup>1</sup> Ally <sup>*,1</sup> Attain XC <sup>*,5</sup>	Buctril M <sup>♦</sup> Curtail M <sup>♦</sup>	Lontrel <sup>♦</sup> OcTTain <sup>5</sup>	MCPA <sup>1</sup> Prestige XC <sup>*,5</sup>	Spectrum <sup>*,5</sup> Target <sup>*,7</sup>	
<b>Hay and Grazing</b>	With Legumes	Embutox <sup>♦</sup>					
	No Legumes	2,4-D <sup>1</sup>	Engenia <sup>♦</sup>	Embutox <sup>♦</sup>	Lontrel <sup>♦</sup>	MCPA <sup>1</sup>	

♦ Other similar products can be found listed under this product.

- <sup>1</sup> Suppression only
- <sup>2</sup> Pre-plant, incorporate treatment, or pre-seed, as a burnoff
- <sup>3</sup> Used as crop desiccant
- <sup>4</sup> Under irrigation only
- <sup>5</sup> Seed production only
- <sup>6</sup> Underseeding only
- <sup>7</sup> Forage production only
- <sup>8</sup> Fall application only

## Herbicide Selector Chart – Other Crops

Crop	American Nightshade	Annual Smartweed/Lady's Thumb			Annual Sow-thistle	
<b>Beans</b> Check label	Dual II Magnum	Basagran <sup>♦</sup> Express SG <sup>6</sup>	MP Boa IQ Permit		Goldwing <sup>1,6</sup>	
<b>Canary Seed</b>	Buctril M <sup>♦</sup> Pardner <sup>♦</sup>	Buctril M <sup>♦</sup> Engenia <sup>♦</sup> Express SG <sup>6</sup>	Pardner <sup>♦</sup> Target <sup>♦</sup> Trophy <sup>♦</sup>		Clever <sup>♦,1</sup> Conquer <sup>1,6</sup> Curtail M <sup>♦</sup>	Goldwing <sup>1,2</sup> Prestige XC <sup>♦</sup> Target <sup>♦</sup>
<b>Chickpeas</b>		Express SG <sup>6</sup>	Sencor <sup>♦</sup>		Goldwing <sup>1,6</sup>	
<b>Field Corn</b>	Buctril M <sup>♦</sup> Dual II Magnum Pardner <sup>♦</sup> Primextra II Magnum	2,4-D Aatrex Liquid 480 Armezon <sup>♦</sup> Basagran <sup>♦</sup> Buctril M <sup>♦</sup> Complete <sup>6</sup>	Distinct Embutox <sup>♦</sup> Engenia <sup>♦</sup> Heat Complete <sup>6</sup> MCPA Amine <sup>1</sup> MCPA K-salt	MCPA Na-salt Pardner <sup>♦</sup> Permit Primextra II Magnum Princep Nine-T <sup>♦</sup>	2,4-D Conquer <sup>1,6</sup> Goldwing <sup>1,2</sup> MCPA Amine <sup>1</sup>	MCPA K-salt MCPA Na-salt Tropotox Plus <sup>♦</sup>
<b>Liberty Link Corn</b>		Heat Complete <sup>6</sup> Liberty <sup>♦</sup>			Conquer <sup>1,6</sup> Goldwing <sup>1,2</sup>	
<b>Roundup Ready Corn</b>	glyphosate	Armezon <sup>♦</sup>	glyphosate	Heat Complete <sup>6</sup>	Conquer <sup>1,6</sup> glyphosate	Goldwing <sup>1,2</sup>
<b>Sweet Corn</b>	Buctril M <sup>♦</sup> Dual II Magnum Pardner <sup>♦</sup>	Aatrex Liquid 480 Armezon <sup>♦</sup>	Basagran <sup>♦</sup> Buctril M <sup>♦</sup>	Heat Complete <sup>6</sup> Pardner <sup>♦</sup>	Goldwing <sup>1,2</sup>	
<b>Faba beans</b>		Basagran <sup>♦</sup>	Express SG <sup>6</sup>	MP Boa IQ	Goldwing <sup>1,6</sup>	
<b>Lentils</b>		Ares <sup>4</sup> Express SG <sup>6</sup>	Heat Complete <sup>6</sup> Odyssey <sup>♦,4</sup>	Sencor <sup>♦</sup>	Goldwing <sup>1,6</sup>	
<b>Peas</b> Check label to ensure chosen chemical or mix is registered for use on the crop	Dual II Magnum	Basagran <sup>♦</sup> Express SG <sup>6</sup> Heat Complete <sup>6</sup> MCPA Amine <sup>1</sup> MCPA Na-salt	MP Boa IQ MP Ninja Master Odyssey <sup>♦</sup> Pursuit <sup>♦</sup>	Sencor <sup>♦</sup> Solo <sup>♦</sup> Viper <sup>♦</sup>	Goldwing <sup>1,2</sup> MCPA Amine <sup>1</sup>	MCPA Na-salt <sup>1</sup> Tropotox Plus <sup>♦,1</sup>
<b>Potatoes Irrigated (irr)</b>	Dual II Magnum	Sencor <sup>♦</sup>	Titus Pro			

♦ Other similar products can be found listed under this product.

<sup>1</sup> Suppression only

<sup>2</sup> Pre-emergence to crop, post-emergent to weeds

<sup>3</sup> Used as crop desiccant

<sup>4</sup> Group 2 tolerant lentils only

<sup>5</sup> Non-Group 2 tolerant varieties

<sup>6</sup> To be used pre-seed as a burnoff.

[back to Table of Contents](#)

Purchase the printed edition of *Crop Protection 2020* for only \$12. [Buy it on-line here.](#)

## Herbicide Selector Chart – Other Crops

Crop	Barnyard Grass		Canada Thistle		Cleavers	
<b>Beans</b> Check label	Assure II <sup>♦</sup> Dual II Magnum Edge Eptam MP Boa IQ	Poast Ultra Select <sup>♦</sup> Solo <sup>♦</sup> Trifluralin <sup>♦</sup>	Basagran <sup>♦</sup> Express SG <sup>1,6</sup>		Aim <sup>6</sup> Basagran <sup>♦</sup> Edge <sup>1</sup> Goldwing <sup>6</sup>	Heat <sup>6</sup> MP Boa IQ Solo <sup>♦,1</sup>
<b>Canary Seed</b>	Clever <sup>♦</sup>		Buctril M <sup>♦,1</sup> Curtail M <sup>♦</sup> Engenia <sup>♦,1</sup>	Express SG <sup>1,6</sup> Prestige XC <sup>♦</sup>	Clever <sup>♦</sup> Conquer <sup>6</sup> Engenia <sup>♦</sup> Goldwing <sup>2</sup>	Heat <sup>6</sup> Prestige XC <sup>♦</sup> Target <sup>♦</sup> Trophy <sup>♦</sup>
<b>Chickpeas</b>	Assure II <sup>♦</sup> Authority Supreme <sup>6</sup>	Poast Ultra Select <sup>♦</sup>	Express SG <sup>1,6</sup>		Aim <sup>6</sup> Authority <sup>1,6</sup> Authority Supreme <sup>6</sup>	Goldwing <sup>6</sup> Heat <sup>6</sup>
<b>Field Corn</b>	Accent <sup>♦</sup> Dual II Magnum Focus <sup>6</sup>	Primextra II Magnum Princep Nine-T <sup>♦</sup> Shieldex	Basagran <sup>♦</sup> Buctril M <sup>♦,1</sup> Distinct <sup>1</sup> Embutox <sup>♦,1</sup> Engenia <sup>♦,1</sup>	MCPA Amine <sup>1</sup> MCPA K-salt <sup>1</sup> MCPA Na-salt <sup>1</sup> Tropotox Plus <sup>♦,1</sup>	Aim <sup>6</sup> Basagran <sup>♦</sup> Conquer <sup>6</sup> Engenia <sup>♦</sup>	Focus <sup>6</sup> Goldwing <sup>2</sup> Heat <sup>6</sup> Heat Complete <sup>1,6</sup>
<b>Liberty Link Corn</b>	Liberty <sup>♦</sup>		Liberty <sup>♦</sup>		Aim <sup>6</sup> Conquer <sup>6</sup>	Goldwing <sup>2</sup> Heat Complete <sup>1,6</sup>
<b>Roundup Ready Corn</b>	glyphosate		glyphosate		Aim <sup>6</sup> Conquer <sup>6</sup> glyphosate	Goldwing <sup>2</sup> Heat Complete <sup>1,6</sup>
<b>Sweet Corn</b>	Accent <sup>♦</sup>	Dual II Magnum Shieldex	Basagran <sup>♦,1</sup> Buctril M <sup>♦,1</sup>		Aim <sup>6</sup> Basagran <sup>♦</sup>	Goldwing <sup>2</sup> Heat Complete <sup>1,6</sup>
<b>Faba beans</b>	Assure II Edge MP Boa IQ	Poast Ultra Trifluralin <sup>♦</sup>	Basagran <sup>♦</sup>	Express SG <sup>1,6</sup>	Aim <sup>6</sup> Authority <sup>1,6</sup> Basagran <sup>♦</sup>	Edge <sup>1</sup> Goldwing <sup>6</sup> MP Boa IQ
<b>Lentils</b>	Ares <sup>4</sup> Assure II <sup>♦</sup> Edge Focus <sup>6</sup> Odyssey <sup>♦,4</sup>	Poast Ultra Select <sup>♦</sup> Solo <sup>♦,4</sup> Trifluralin <sup>♦</sup>	Express SG <sup>1,6</sup>		Aim <sup>6</sup> Ares <sup>4</sup> Edge <sup>1</sup> Focus <sup>6</sup> Goldwing <sup>6</sup>	Heat <sup>6</sup> Heat Complete <sup>1,6</sup> Odyssey <sup>♦,4</sup> Solo <sup>♦,1,4</sup>
<b>Peas</b> Check label to ensure chosen chemical or mix is registered for use on the crop	Assure II <sup>♦</sup> Authority Supreme <sup>6</sup> Dual II Magnum Edge MP Boa IQ Odyssey <sup>♦</sup>	Poast Ultra Select <sup>♦</sup> Solo <sup>♦</sup> Trifluralin <sup>♦</sup> Viper <sup>♦</sup>	Amine <sup>1</sup> Basagran <sup>♦,1</sup> Express SG <sup>1,6</sup>	MCPA MCPA Na-salt <sup>1</sup> Tropotox Plus <sup>♦,1</sup>	Aim <sup>6</sup> Authority <sup>1,6</sup> Authority Supreme <sup>6</sup> Basagran <sup>♦</sup> Edge <sup>1</sup> Goldwing <sup>2</sup> Heat <sup>6</sup>	Heat Complete <sup>1,6</sup> MP Boa IQ MP Ninja Master <sup>1</sup> Odyssey <sup>♦</sup> Pursuit <sup>♦</sup> Solo <sup>♦,1</sup> Viper <sup>♦,1</sup>
<b>Potatoes Irrigated (irr)</b>	Dual II Magnum Eptam Poast Ultra	Prism (irr) Select <sup>♦</sup> Titus Pro			Aim <sup>6</sup>	

♦ Other similar products can be found listed under this product.

<sup>1</sup> Suppression only

<sup>2</sup> Pre-emergence to crop, post-emergent to weeds

<sup>3</sup> Used as crop desiccant

<sup>4</sup> Group 2 tolerant lentils only

<sup>5</sup> Non-Group 2 tolerant varieties

<sup>6</sup> To be used pre-seed as a burnoff.

## Herbicide Selector Chart – Other Crops

Crop	Cocklebur		Common Chickweed		Common Groundsel		Corn Spurry
<b>Beans</b> Check label	Aim <sup>6</sup> Basagran <sup>♦</sup>	MP Boa IQ Permit	Basagran <sup>♦</sup> Edge Eptam	MP Boa IQ Permit Trifluralin <sup>♦</sup>	Basagran <sup>♦</sup> MP Boa IQ Permit		Aim <sup>6</sup> Basagran <sup>♦</sup> Edge Eptam MP Boa IQ Permit
<b>Canary Seed</b>	Buctril M <sup>♦</sup> Pardner <sup>♦</sup>	Trophy <sup>♦</sup>	Prestige XC <sup>♦</sup>		Buctril M <sup>♦</sup> Curtail M <sup>♦</sup>	Pardner <sup>♦</sup>	Engenia <sup>♦</sup> Target <sup>♦</sup>
<b>Chickpeas</b>	Aim <sup>6</sup>		Sencor <sup>♦</sup>		Authority <sup>6</sup>		Aim <sup>6</sup> Sencor <sup>♦</sup>
<b>Field Corn</b>	2,4-D Aim <sup>6</sup> Basagran <sup>♦</sup> Buctril M <sup>♦</sup> Distinct MCPA amine	MCPA K-salt MCPA Na-salt Pardner <sup>♦</sup> Permit Shieldex	2,4-D Armezon <sup>♦</sup>	Basagran <sup>♦</sup> Permit	2,4-D Basagran <sup>♦</sup> Buctril M <sup>♦</sup>	Pardner <sup>♦</sup> Permit	Aim <sup>6</sup> Engenia <sup>♦</sup> Basagran <sup>♦</sup> Permit
<b>Liberty Link Corn</b>	Aim <sup>6</sup>	Liberty <sup>♦</sup>	Liberty <sup>♦</sup>				Aim <sup>6</sup>
<b>Roundup Ready Corn</b>	Aim <sup>6</sup> glyphosate	Primextra II Magnum Princep Nine-T <sup>♦</sup>	Armezon <sup>♦</sup> glyphosate	Primextra II Magnum Princep Nine-T <sup>♦</sup>			Aim <sup>6</sup> glyphosate
<b>Sweet Corn</b>	Aim <sup>6</sup> Basagran <sup>♦</sup> Buctril M <sup>♦</sup>	Pardner <sup>♦</sup> Shieldex	Armezon <sup>♦</sup> Basagran <sup>♦</sup>		Basagran <sup>♦</sup> Buctril M <sup>♦</sup>	Pardner <sup>♦</sup>	Aim <sup>6</sup> Basagran <sup>♦</sup>
<b>Faba beans</b>	Aim <sup>6</sup> Basagran <sup>♦</sup>	MP Boa IQ	Basagran <sup>♦</sup> Edge	MP Boa IQ Trifluralin <sup>♦</sup>	Authority <sup>6</sup> Basagran <sup>♦</sup>	MP Boa IQ	Aim <sup>6</sup> Basagran <sup>♦</sup> Edge MP Boa IQ
<b>Lentils</b>	Aim <sup>6</sup>		Edge Odyssey <sup>♦,4</sup>	Sencor <sup>♦</sup> Trifluralin <sup>♦</sup>			Aim <sup>6</sup> Edge Sencor <sup>♦</sup>
<b>Peas</b> Check label to ensure chosen chemical or mix is registered for use on the crop	Aim <sup>6</sup> Basagran <sup>♦</sup> MCPA amine	MCPA Na-salt MP Boa IQ	Basagran <sup>♦</sup> Edge MP Boa IQ MP Ninja Master <sup>1</sup>	Odyssey <sup>♦</sup> Pursuit <sup>♦</sup> Sencor <sup>♦</sup> Trifluralin <sup>1,♦</sup>	Authority <sup>6</sup> Authority Supreme <sup>6</sup> Basagran <sup>♦</sup> MP Boa IQ		Aim <sup>6</sup> Basagran <sup>♦</sup> Edge MP Boa IQ Sencor <sup>♦</sup>
<b>Potatoes Irrigated (irr)</b>	Aim <sup>6</sup>		Eptam Sencor <sup>♦</sup>	Titus Pro			Aim <sup>6</sup> Eptam Sencor <sup>♦</sup> Titus Pro

♦ Other similar products can be found listed under this product.

<sup>1</sup> Suppression only

<sup>2</sup> Pre-emergence to crop, post-emergent to weeds

<sup>3</sup> Used as crop desiccant

<sup>4</sup> Group 2 tolerant lentils only

<sup>5</sup> Non-Group 2 tolerant varieties

<sup>6</sup> To be used pre-seed as a burnoff.

[back to Table of Contents](#)

Purchase the printed edition of *Crop Protection 2020* for only \$12. [Buy it on-line here.](#)

## Herbicide Selector Chart – Other Crops

Crop	Cow Cockle		Green Foxtail		Hairy Nightshade	Hemp-nettle
<b>Beans</b> Check label	Edge Express SG <sup>6</sup> Goldwing <sup>1,6</sup>	Solo <sup>♦</sup> Trifluralin <sup>♦</sup>	Assure II <sup>♦</sup> Dual II Magnum Edge Eptam Express SG <sup>6</sup>	MP Boa IQ Poast Ultra Select <sup>♦</sup> Solo <sup>♦</sup> Trifluralin <sup>♦,1</sup>	Aim <sup>6</sup> Basagran <sup>♦</sup> Eptam Pursuit <sup>♦</sup>	Edge <sup>1</sup> Eptam Express SG <sup>6</sup>
<b>Canary Seed</b>	Buctril M <sup>♦</sup> Conquer <sup>1,6</sup> Engenia <sup>♦</sup> Express SG <sup>6</sup>	Goldwing <sup>1,6</sup> Pardner <sup>♦</sup> Target <sup>♦</sup>	Clever <sup>♦</sup> Express SG <sup>6</sup>			Express SG <sup>6</sup> Prestige XC <sup>♦,1</sup> Target <sup>♦</sup> Trophy <sup>♦</sup>
<b>Chickpeas</b>	Authority Supreme <sup>6</sup> Express SG <sup>6</sup>	Goldwing <sup>1,6</sup>	Assure II <sup>♦</sup> Authority Supreme <sup>6</sup>	Express SG <sup>6</sup> Poast Ultra Select <sup>♦</sup>	Aim <sup>6</sup>	Express SG <sup>6</sup> Sencor <sup>♦</sup>
<b>Field Corn</b>	Buctril M <sup>♦</sup> Conquer <sup>1,6</sup> Engenia <sup>♦</sup>	Goldwing <sup>2</sup> Pardner <sup>♦</sup>	Accent <sup>♦</sup> Dual II Magnum Focus <sup>2,6</sup> Heat Complete <sup>1,6</sup>	Primextra II Magnum Shieldex	Aim <sup>6</sup> Basagran <sup>♦</sup>	MCPA Amine <sup>1</sup> MCPA K-salt <sup>1</sup> MCPA Na-salt <sup>1</sup> Tropotox Plus <sup>♦,1</sup>
<b>Liberty Link Corn</b>	Conquer <sup>1,6</sup>	Goldwing <sup>2</sup>	Heat Complete <sup>1,6</sup>	Liberty <sup>♦</sup>		
<b>Roundup Ready Corn</b>	Conquer <sup>1,6</sup> glyphosate Goldwing <sup>2</sup>	Primextra II Magnum Princep Nine-T <sup>♦</sup>	glyphosate Heat Complete <sup>1,6</sup>	Primextra II Magnum Princep Nine-T <sup>♦</sup>	Aim <sup>6</sup> glyphosate	glyphosate
<b>Sweet Corn</b>	Buctril M <sup>♦</sup>	Goldwing <sup>2</sup> Pardner <sup>♦</sup>	Accent <sup>♦</sup> Dual II Magnum	Heat Complete <sup>1,6</sup> Shieldex	Aim <sup>6</sup> Basagran <sup>♦</sup>	
<b>Faba beans</b>	Edge Express SG <sup>6</sup>	Goldwing <sup>1,6</sup> Trifluralin <sup>♦</sup>	Assure II Edge Express SG <sup>6</sup> MP Boa IQ	Poast Ultra Select <sup>♦</sup> Trifluralin <sup>♦</sup>	Aim <sup>6</sup> Basagran <sup>♦</sup>	Edge Express SG <sup>6</sup>
<b>Lentils</b>	Edge Express SG <sup>6</sup> Goldwing <sup>1,6</sup>	Solo <sup>♦,4</sup> Trifluralin <sup>♦</sup>	Assure II <sup>♦</sup> Express SG <sup>6</sup> Focus <sup>6</sup> Heat Complete <sup>1,6</sup> Odyssey <sup>♦,4</sup>	Poast Ultra Select <sup>♦</sup> Solo <sup>♦,4</sup> Trifluralin <sup>♦</sup>	Aim <sup>6</sup>	Ares <sup>4</sup> Edge Express SG <sup>6</sup> Odyssey <sup>♦,4</sup> Sencor <sup>♦</sup>
<b>Peas</b> Check label to ensure chosen chemical or mix is registered for use on the crop	Authority Supreme <sup>6</sup> Edge Express SG <sup>6</sup> Goldwing <sup>2</sup>	Solo <sup>♦</sup> Trifluralin <sup>♦</sup> Viper <sup>♦</sup>	Assure II <sup>♦</sup> Authority Supreme <sup>6</sup> Chateau <sup>♦,1,6</sup> Edge Express SG <sup>6</sup> Heat Complete <sup>1,6</sup> MP Boa IQ MP Ninja Master	Odyssey <sup>♦</sup> Poast Ultra Pursuit <sup>♦</sup> Select <sup>♦</sup> Solo <sup>♦</sup> Trifluralin <sup>♦</sup> Viper <sup>♦</sup>	Aim <sup>6</sup> Basagran <sup>♦</sup> Chateau <sup>♦,6</sup>	Edge <sup>1</sup> Express SG <sup>6</sup> MCPA Amine <sup>1</sup> MCPA Na-salt <sup>1</sup> MP Ninja Master <sup>1</sup> Odyssey <sup>♦,1</sup> Pursuit <sup>♦</sup> Sencor <sup>♦</sup> Tropotox Plus <sup>♦,1</sup>
<b>Potatoes Irrigated (irr)</b>			Chateau <sup>♦,1,6</sup> Dual II Magnum Eptam Poast Ultra	Prism (irr) Select <sup>♦</sup> Titus Pro	Aim <sup>6</sup> Chateau <sup>♦,6</sup> Eptam	Sencor <sup>♦</sup> Titus Pro

♦ Other similar products can be found listed under this product.

<sup>1</sup> Suppression only

<sup>2</sup> Pre-emergence to crop, post-emergent to weeds

<sup>3</sup> Used as crop desiccant

<sup>4</sup> Group 2 tolerant lentils only

<sup>5</sup> Non-Group 2 tolerant varieties

<sup>6</sup> To be used pre-seed as a burnoff.

## Herbicide Selector Chart – Other Crops

Crop	Knotweed	Kochia	Lamb's-quarters			
<b>Beans</b> Check label	Trifluralin <sup>♦</sup>	Aim <sup>6</sup> Edge	Express SG <sup>6</sup> Goldwing <sup>6</sup>	Aim <sup>6</sup> Basagran <sup>♦</sup> Edge Eptam	Express SG <sup>6</sup> Goldwing <sup>6</sup> MP Boa IQ	Permit Solo <sup>♦</sup> Trifluralin <sup>♦</sup>
<b>Canary Seed</b>	Target <sup>♦</sup>	Buctril M <sup>♦</sup> Conquer <sup>6</sup> Express SG <sup>6</sup> Goldwing <sup>2</sup> Heat <sup>6</sup>	Pardner <sup>♦</sup> Prestige XC <sup>♦</sup> Target <sup>♦</sup> Trophy <sup>♦</sup>	Buctril M <sup>♦</sup> Conquer <sup>6</sup> Curtail M <sup>♦</sup> Express SG <sup>6</sup>	Goldwing <sup>2</sup> Heat <sup>6</sup> Pardner <sup>♦</sup> Prestige XC <sup>♦</sup>	Target <sup>♦</sup> Trophy <sup>♦</sup>
<b>Chickpeas</b>		Aim <sup>6</sup> Authority <sup>♦,6</sup> Authority Supreme <sup>6</sup>	Goldwing <sup>6</sup> Heat <sup>6</sup>	Aim <sup>6</sup> Authority <sup>♦,6</sup>	Authority Supreme <sup>6</sup> Express SG <sup>6</sup> Goldwing <sup>6</sup>	Heat <sup>6</sup> Sencor <sup>♦</sup>
<b>Field Corn</b>	2,4-D	2,4-D Aim <sup>6</sup> Buctril M <sup>♦</sup> Conquer <sup>6</sup> Distinct Focus <sup>1,6</sup>	Goldwing <sup>2</sup> Heat <sup>6</sup> Heat Complete <sup>1,6</sup> MCPA amine MCPA K-salt Pardner <sup>♦</sup>	2,4-D Aatrex Liquid 480 Aim <sup>6</sup> Armezon <sup>♦</sup> Basagran <sup>♦</sup> Buctril M <sup>♦</sup> Conquer <sup>6</sup> Distinct	Embutox <sup>♦</sup> Focus <sup>1,6</sup> Goldwing <sup>2</sup> Heat <sup>6</sup> Heat Complete <sup>1,6</sup> MCPA amine MCPA K-salt MCPA Na-salt	Pardner <sup>♦</sup> Permit Primextra II Magnum Princep Nine-T <sup>♦</sup> Shieldex Tropotox Plus <sup>♦</sup>
<b>Liberty Link Corn</b>		Aim <sup>6</sup> Conquer <sup>6</sup>	Goldwing <sup>2</sup> Heat Complete <sup>1,6</sup>	Aim <sup>6</sup> Conquer <sup>6</sup>	Goldwing <sup>2</sup> Heat Complete <sup>1,6</sup>	
<b>Roundup Ready Corn</b>		Aim <sup>6</sup> Conquer <sup>6</sup> glyphosate	Goldwing <sup>2</sup> Heat Complete <sup>1,6</sup>	Aim <sup>6</sup> Armezon <sup>♦</sup>	Conquer <sup>6</sup> glyphosate	Goldwing <sup>2</sup> Heat Complete <sup>1,6</sup>
<b>Sweet Corn</b>		Aim <sup>6</sup> Buctril M <sup>♦</sup> Goldwing <sup>2</sup>	Heat Complete <sup>1,6</sup> Pardner <sup>♦</sup>	Aatrex Liquid 480 Aim <sup>6</sup> Armezon <sup>♦</sup>	Basagran <sup>♦</sup> Buctril M <sup>♦</sup> Goldwing <sup>2</sup>	Heat Complete <sup>1,6</sup> Pardner <sup>♦</sup> Shieldex
<b>Faba beans</b>	Trifluralin <sup>♦</sup>	Aim <sup>6</sup> Authority <sup>6</sup> Express SG <sup>6</sup>	Edge Goldwing <sup>6</sup>	Aim <sup>6</sup> Authority <sup>6</sup> Basagran <sup>♦</sup>	Edge Express SG <sup>6</sup> Goldwing <sup>6</sup>	MP Boa IQ Trifluralin <sup>♦</sup>
<b>Lentils</b>	Trifluralin <sup>♦</sup>	Aim <sup>6</sup> Edge Focus <sup>1,6</sup> Goldwing <sup>6</sup>	Heat <sup>6</sup> Heat Complete <sup>1,6</sup> Odyssey <sup>♦,1,4</sup> Solo <sup>♦,1,4</sup>	Ares <sup>4</sup> Aim <sup>6</sup> Express SG <sup>6</sup> Focus <sup>6,1</sup>	Goldwing <sup>6</sup> Heat <sup>6</sup> Heat Complete <sup>1,6</sup> Odyssey <sup>♦,1,4</sup>	Sencor <sup>♦</sup> Solo <sup>4,♦</sup> Trifluralin <sup>♦</sup>
<b>Peas</b> Check label to ensure chosen chemical or mix is registered for use on the crop	Trifluralin <sup>♦</sup>	Aim <sup>6</sup> Authority <sup>♦,6</sup> Authority Supreme <sup>6</sup> Chateau <sup>♦,6</sup> Edge Express SG <sup>6</sup> Goldwing <sup>2</sup>	Heat <sup>6</sup> Heat Complete <sup>1,6</sup> MCPA amine MP Ninja Master <sup>1</sup> Odyssey <sup>♦,1</sup> Solo <sup>♦,1</sup> Viper <sup>♦,1</sup>	Aim <sup>6</sup> Authority <sup>♦,6</sup> Authority Supreme <sup>6</sup> Basagran <sup>♦</sup> Chateau <sup>♦,6</sup> Edge Express SG <sup>6</sup>	Goldwing <sup>2</sup> Heat <sup>6</sup> Heat Complete <sup>1,6</sup> MCPA amine MCPA Na-salt MP Boa IQ MP Ninja Master <sup>1</sup>	Odyssey <sup>♦,1</sup> Sencor <sup>♦</sup> Solo <sup>♦</sup> Trifluralin <sup>♦</sup> Tropotox Plus <sup>♦</sup> Viper <sup>♦</sup>
<b>Potatoes Irrigated (irr)</b>		Aim <sup>6</sup>	Chateau <sup>♦,6</sup>	Aim <sup>6</sup> Chateau <sup>♦,6</sup>	Eptam Prism <sup>1</sup> (irr)	Sencor <sup>♦</sup>

♦ Other similar products can be found listed under this product.

<sup>1</sup> Suppression only

<sup>2</sup> Pre-emergence to crop, post-emergent to weeds

<sup>3</sup> Used as crop desiccant

<sup>4</sup> Group 2 tolerant lentils only

<sup>5</sup> Non-Group 2 tolerant varieties

<sup>6</sup> To be used pre-seed as a burnoff.

[back to  
Table of Contents](#)

Purchase the printed edition of *Crop Protection 2020* for only \$12. [Buy it on-line here.](#)

## Herbicide Selector Chart – Other Crops

Crop	Mustards			Night-flowering Catchfly	Perennial Sow-thistle	
<b>Beans</b> Check label	Aim <sup>6</sup> Basagran <sup>♦</sup>	Express SG <sup>6</sup> Goldwing <sup>6</sup>	MP Boa IQ Permit Solo <sup>♦</sup>	Goldwing <sup>6</sup>		
<b>Canary Seed</b>	Buctril M <sup>♦</sup> Conquer <sup>6</sup> Engenia <sup>♦</sup>	Express SG <sup>6</sup> Goldwing <sup>2</sup> Pardner <sup>♦</sup>	Target <sup>♦</sup> Trophy <sup>♦</sup>	Buctril M <sup>♦</sup> Conquer <sup>6</sup> Goldwing <sup>2</sup> Target <sup>♦</sup>	Buctril M <sup>♦,1</sup> Curtail M <sup>♦,1</sup> Engenia <sup>♦,1</sup>	Prestige XC <sup>♦</sup> Target <sup>♦,1</sup>
<b>Chickpeas</b>	Aim <sup>6</sup> Authority Supreme <sup>6</sup>	Express SG <sup>6</sup> Goldwing <sup>6</sup>	Sencor <sup>♦</sup>	Goldwing <sup>6</sup>		
<b>Field Corn</b>	2,4-D Aim <sup>6</sup> Aatrex Liquid 480 Armezon <sup>♦</sup> Basagran <sup>♦</sup> Buctril M <sup>♦</sup> Conquer <sup>6</sup>	Embutox <sup>♦</sup> Engenia <sup>♦</sup> Focus <sup>1,6</sup> Goldwing <sup>2</sup> Heat Complete <sup>1,6</sup> MCPA amine MCPA K-salt	MCPA Na-salt Pardner <sup>♦</sup> Permit Primextra II Magnum Tropotox Plus <sup>♦</sup>	Buctril M <sup>♦</sup> Conquer <sup>6</sup> Goldwing <sup>2</sup>	Buctril M <sup>♦,1</sup> Embutox <sup>♦</sup> Engenia <sup>♦,1</sup> Heat Complete <sup>1,6</sup> MCPA Amine <sup>1</sup>	MCPA K-salt <sup>1</sup> MCPA Na-salt <sup>1</sup> Princep Nine-T <sup>♦</sup> Tropotox Plus <sup>♦,1</sup>
<b>Liberty Link Corn</b>	Aim <sup>6</sup> Conquer <sup>6</sup>	Goldwing <sup>2</sup> Heat Complete <sup>1,6</sup>	Liberty <sup>♦</sup>	Conquer <sup>6</sup> Goldwing <sup>2</sup>	Heat Complete <sup>1,6</sup> Liberty <sup>♦</sup>	
<b>Roundup Ready Corn</b>	Aim <sup>6</sup> Armezon <sup>♦</sup> Conquer <sup>6</sup>	glyphosate Goldwing <sup>2</sup> Heat Complete <sup>1,6</sup>		Conquer <sup>6</sup> glyphosate Goldwing <sup>2</sup>	glyphosate Heat Complete <sup>1,6</sup>	
<b>Sweet Corn</b>	Aatrex Liquid 480 Aim <sup>6</sup> Armezon <sup>♦</sup>	Basagran <sup>♦</sup> Buctril M <sup>♦</sup> Goldwing <sup>2</sup>	Heat Complete <sup>1,6</sup> Pardner <sup>♦</sup>	Buctril M <sup>♦</sup> Goldwing <sup>2</sup>	Buctril M <sup>♦,1</sup> Heat Complete <sup>1,6</sup>	
<b>Faba beans</b>	Aim <sup>6</sup> Basagran <sup>♦</sup>	Goldwing <sup>6</sup> Express SG <sup>6</sup>	MP Boa IQ	Goldwing <sup>6</sup>		
<b>Lentils</b>	Ares <sup>4</sup> Aim <sup>6</sup> Express SG <sup>6</sup>	Focus <sup>1,6</sup> Goldwing <sup>6</sup> Heat Complete <sup>1,6</sup>	Odyssey <sup>♦,4</sup> Sencor <sup>♦,1</sup>	Goldwing <sup>6</sup>	Heat Complete <sup>1,6</sup>	
<b>Peas</b> Check label to ensure chosen chemical or mix is registered for use on the crop	Aim <sup>6</sup> Authority Supreme <sup>1,6</sup> Basagran <sup>♦</sup> Express SG <sup>6</sup> Goldwing <sup>2</sup>	Heat Complete <sup>1,6</sup> MCPA amine MCPA Na-salt MP Boa IQ Odyssey <sup>♦</sup>	Pursuit <sup>♦</sup> Sencor <sup>♦</sup> Solo <sup>♦</sup> Tropotox Plus <sup>♦</sup> Viper <sup>♦</sup>	Goldwing <sup>2</sup>	Heat Complete <sup>1,6</sup> MCPA Amine <sup>1</sup> MCPA Na-salt <sup>1</sup>	Tropotox Plus <sup>♦,1</sup>
<b>Potatoes Irrigated (irr)</b>	Aim <sup>6</sup>	Sencor <sup>♦</sup>	Titus Pro			

♦ Other similar products can be found listed under this product.

<sup>1</sup> Suppression only

<sup>2</sup> Pre-emergence to crop, post-emergent to weeds

<sup>3</sup> Used as crop desiccant

<sup>4</sup> Group 2 tolerant lentils only

<sup>5</sup> Non-Group 2 tolerant varieties

<sup>6</sup> To be used pre-seed as a burnoff.



## Herbicide Selector Chart – Other Crops

Crop	Persian Darnel		Prostrate Pigweed	Purslane	Quack Grass		
<b>Beans</b> Check label	Express SG <sup>6</sup> Poast Ultra	Select <sup>♦</sup> Trifluralin <sup>♦</sup>	Aim <sup>6</sup> Edge Eptam	Aim <sup>6</sup> Edge Eptam	MP Boa IQ Permit Trifluralin <sup>♦</sup>	Assure II <sup>♦</sup> Eptam	MP Boa IQ Poast Ultra Select <sup>♦</sup>
<b>Canary Seed</b>	Express SG <sup>6</sup>		Target <sup>♦</sup>				
<b>Chickpeas</b>	Express SG <sup>6</sup> Poast Ultra	Select <sup>♦</sup>	Aim <sup>6</sup>	Aim <sup>6</sup> Authority <sup>6</sup>	Authority Supreme <sup>6</sup>	Assure II <sup>♦</sup>	Select <sup>♦</sup>
<b>Field Corn</b> Check label to ensure chosen chemical or mix is registered for use on the crop			2,4-D Aim <sup>6</sup> MCPA K-salt Primextra II Magnum	2,4-D Aatrex Liquid 480 Aim <sup>6</sup> Basagran <sup>♦</sup> MCPA amine MCPA K-salt	MCPA Na-salt Permit Primextra II Magnum Princep Nine-T <sup>♦</sup> Shieldex	Accent <sup>♦</sup>	
<b>Liberty Link Corn</b>			Aim <sup>6</sup>	Aim <sup>6</sup>		Liberty <sup>♦</sup>	
<b>Roundup Ready Corn</b>			Aim <sup>6</sup>	Aim <sup>6</sup>		glyphosate	
<b>Sweet Corn</b>			Aim <sup>6</sup>	Aatrex Nine-0 Aim <sup>6</sup>	Basagran <sup>♦</sup> Shieldex	Accent <sup>♦</sup>	
<b>Faba beans</b>	Edge Express SG <sup>6</sup> Poast Ultra	Select <sup>♦</sup> Trifluralin <sup>♦</sup>	Aim <sup>6</sup> Edge	Aim <sup>6</sup> Authority <sup>6</sup> Basagran <sup>♦</sup>	Edge MP Boa IQ Trifluralin <sup>♦</sup>	Assure II MP Boa IQ	
<b>Lentils</b>	Ares <sup>4</sup> Express SG <sup>6</sup> Odyssey <sup>♦,4</sup> Poast Ultra	Select <sup>♦</sup> Solo <sup>♦,4</sup> Trifluralin <sup>♦</sup>	Aim <sup>6</sup> Edge	Aim <sup>6</sup> Edge	Trifluralin <sup>♦</sup>	Assure II <sup>♦</sup> MP Boa IQ MP Ninja Master <sup>1</sup>	Poast Ultra Select <sup>♦</sup>
<b>Peas</b> Check label to ensure chosen chemical or mix is registered for use on the crop	Express SG <sup>6</sup> MP Ninja Master Odyssey <sup>♦</sup> Poast Ultra	Select <sup>♦</sup> Trifluralin <sup>♦</sup> Viper <sup>♦</sup>	Aim <sup>6</sup> Edge	Aim <sup>6</sup> Authority <sup>6</sup> Authority Supreme <sup>6</sup> Basagran <sup>♦</sup>	Edge MCPA amine MCPA Na-salt MP Boa IQ Trifluralin <sup>♦</sup>	Assure II <sup>♦</sup> MP Boa IQ MP Ninja Master <sup>1</sup> Poast Ultras	Select <sup>♦</sup>
<b>Potatoes Irrigated (irr)</b>	Poast Ultra	Select <sup>♦</sup>	Aim <sup>6</sup> Eptam	Aim <sup>6</sup>	Eptam	Eptam Poast Ultra Prism (irr)	Select <sup>♦</sup> Titus Pro

♦ Other similar products can be found listed under this product.

<sup>1</sup> Suppression only

<sup>2</sup> Pre-emergence to crop, post-emergent to weeds

<sup>3</sup> Used as crop desiccant

<sup>4</sup> Group 2 tolerant lentils only

<sup>5</sup> Non-Group 2 tolerant varieties

<sup>6</sup> To be used pre-seed as a burnoff.

[back to Table of Contents](#)

Purchase the printed edition of *Crop Protection 2020* for only \$12. [Buy it on-line here.](#)

## Herbicide Selector Chart – Other Crops

Crop	Redroot Pigweed			Russian Thistle	Shepherd's Purse	
<b>Beans</b> Check label	Aim <sup>6</sup> Basagran <sup>*,1</sup> Dual II Magnum Edge	Eptam Express SG <sup>6</sup> Goldwing <sup>6</sup>	Permit Solo <sup>*</sup> Trifluralin <sup>†</sup>	Aim <sup>6</sup> Basagran <sup>*,1</sup> Edge <sup>1</sup> Express SG <sup>6</sup> MP Boa IQ	Aim <sup>6</sup> Basagran <sup>†</sup> MP Boa IQ	Permit Solo <sup>†</sup>
<b>Canary Seed</b>	Basagran <sup>*,1</sup> Buctril M <sup>†</sup> Conquer <sup>6</sup> Curtail M <sup>†</sup>	Express SG <sup>6</sup> Goldwing <sup>2</sup> Heat <sup>6</sup>	Prestige XC <sup>†</sup> Target <sup>†</sup> Trophy <sup>†</sup>	Buctril M <sup>†</sup> Express SG <sup>6</sup> Pardner <sup>†</sup> Target <sup>†</sup>	Buctril M <sup>†</sup> Curtail M <sup>†</sup> Prestige XC <sup>†</sup>	Target <sup>†</sup> Trophy <sup>†</sup>
<b>Chickpeas</b>	Aim <sup>6</sup> Authority <sup>*,6</sup>	Authority Supreme <sup>6</sup>	Goldwing <sup>6</sup> Heat <sup>6</sup> Express SG <sup>6</sup>	Aim <sup>6</sup> Express SG <sup>6</sup>	Aim <sup>6</sup>	
<b>Field Corn</b>	2,4-D Aatrex Liquid 480 Aim <sup>6</sup> Armezon <sup>†</sup> Basagran <sup>*,1</sup> Buctril M <sup>†</sup> Conquer <sup>6</sup> Distinct	Dual II Magnum <sup>1</sup> Embutox <sup>†</sup> Focus <sup>6</sup> Goldwing <sup>2</sup> Heat <sup>6</sup> Heat Complete <sup>6</sup> MCPA amine	MCPA K-salt MCPA Na-salt Permit Primextra II Magnum Shieldex Tropotox Plus <sup>†</sup>	2,4-D Aim <sup>6</sup> Basagran <sup>*,1</sup> Buctril M <sup>†</sup> Pardner <sup>†</sup>	2,4-D Aim <sup>6</sup> Basagran <sup>†</sup> Buctril M <sup>†</sup> Embutox <sup>†</sup> Heat Complete <sup>6</sup>	MCPA amine MCPA K-salts MCPA Na-salt Permit Shieldex Tropotox Plus <sup>†</sup>
<b>Liberty Link Corn</b>	Aim <sup>6</sup> Conquer <sup>6</sup>	Goldwing <sup>2</sup> Heat Complete <sup>6</sup>	Liberty <sup>†</sup>	Aim <sup>6</sup>	Aim <sup>6</sup> Heat Complete <sup>6</sup>	Liberty <sup>†</sup>
<b>Roundup Ready Corn</b>	Aim <sup>6</sup> Armezon <sup>†</sup>	Conquer <sup>6</sup> glyphosate	Goldwing <sup>2</sup> Heat Complete <sup>6</sup>	Aim <sup>6</sup> glyphosate	Aim <sup>6</sup> Heat Complete <sup>6</sup>	
<b>Sweet Corn</b>	Aatrex Liquid 480 Aim <sup>6</sup> Armezon <sup>†</sup> Basagran <sup>*,1</sup>	Buctril M <sup>†</sup> Dual II Goldwing <sup>2</sup>	Heat Complete <sup>6</sup> Magnum <sup>1,2</sup> Shieldex	Aim <sup>6</sup> Basagran <sup>*,1</sup> Buctril M <sup>†</sup> Pardner <sup>†</sup>	Aim <sup>6</sup> Basagran <sup>†</sup> Buctril M <sup>†</sup>	Heat Complete <sup>6</sup> Shieldex
<b>Faba beans</b>	Aim <sup>6</sup> Authority <sup>6</sup>	Basagran <sup>*,1</sup> Edge	Express SG <sup>6</sup> Goldwing <sup>6</sup>	Aim <sup>6</sup> Basagran <sup>*,1</sup> Edge Express SG <sup>6</sup> MP Boa IQ	Aim <sup>6</sup> Basagran <sup>†</sup> MP Boa IQ	
<b>Lentils</b>	Ares <sup>4</sup> Aim <sup>6</sup> Edge Express SG <sup>6</sup>	Focus <sup>6</sup> Goldwing <sup>6</sup> Heat <sup>6</sup>	Heat Complete <sup>6</sup> Odyssey <sup>*,4</sup> Solo <sup>*,4</sup>	Aim <sup>6</sup> Ares <sup>4</sup> Express SG <sup>6</sup> Odyssey <sup>*,4</sup> Reglone <sup>3</sup> Sencor <sup>†</sup>	Aim <sup>6</sup> Ares <sup>4</sup> Heat Complete <sup>6</sup> Odyssey <sup>4</sup>	Solo <sup>*,4</sup>
<b>Peas</b> Check label to ensure chosen chemical or mix is registered for use on the crop	Aim <sup>6</sup> Authority <sup>*,6</sup> Authority Supreme <sup>6</sup> Basagran <sup>*,1</sup> Chateau <sup>*,6</sup> Edge	Express SG <sup>6</sup> Goldwing <sup>2</sup> Heat <sup>6</sup> Heat Complete <sup>6</sup> MCPA amine MCPA Na-salt	MP Ninja Master Odyssey <sup>†</sup> Pursuit <sup>†</sup> Solo <sup>*</sup> Tropotox Plus <sup>†</sup> Viper <sup>†</sup>	Aim <sup>6</sup> Basagran <sup>*,1</sup> Edge <sup>1</sup> Express SG <sup>6</sup> MP Boa IQ Odyssey <sup>†</sup> Viper <sup>†</sup>	Aim <sup>6</sup> Basagran <sup>†</sup> Heat Complete <sup>6</sup> MCPA amine MCPA Na-salt MP Boa IQ MP Ninja Master <sup>1</sup>	Odyssey <sup>†</sup> Pursuit <sup>†</sup> Solo <sup>*</sup> Tropotox Plus <sup>†</sup> Viper <sup>†</sup>
<b>Potatoes Irrigated (irr)</b>	Aim <sup>6</sup> Chateau <sup>*,6</sup> Dual II Magnum	Eptam Prism (irr)	Sencor <sup>†</sup> Titus Pro	Aim <sup>6</sup>	Aim <sup>6</sup> Sencor <sup>†</sup> Titus Pro	

† Other similar products can be found listed under this product.

<sup>1</sup> Suppression only

<sup>2</sup> Pre-emergence to crop, post-emergent to weeds

<sup>3</sup> Used as crop desiccant

<sup>4</sup> Group 2 tolerant lentils only

<sup>5</sup> Non-Group 2 tolerant varieties

<sup>6</sup> To be used pre-seed as a burnoff.

## Herbicide Selector Chart – Other Crops

Crop	Stinkweed		Tartary Buckwheat		Volunteer Cereals		Volunteer Oats	
<b>Beans</b> Check label	Aim <sup>6</sup> Basagran <sup>♦</sup> Express SG <sup>6</sup>	Goldwing <sup>6</sup> MP Boa IQ Solo <sup>♦</sup>			Assure II <sup>♦</sup> Edge <sup>1</sup> Eptam Express SG <sup>6</sup>	Poast Ultra Select <sup>♦</sup> Solo <sup>♦</sup>	Assure II <sup>♦</sup> Eptam Express SG <sup>6</sup> Poast Ultra	Select <sup>♦</sup> Solo <sup>♦</sup>
<b>Canary Seed</b>	Buctril M <sup>♦</sup> Conquer <sup>1,6</sup> Curtail M <sup>♦</sup> Express SG <sup>6</sup> Goldwing <sup>2</sup> Heat <sup>6</sup>	Pardner <sup>♦</sup> Prestige XC <sup>♦</sup> Target <sup>♦</sup> Trophy <sup>♦</sup>	Buctril M <sup>♦</sup> Curtail M <sup>♦</sup> Engenia <sup>♦</sup>	Pardner <sup>♦</sup> Prestige XC <sup>♦</sup> Target <sup>♦</sup>	Express SG <sup>6</sup>		Express SG <sup>6</sup>	
<b>Chickpeas</b>	Aim <sup>6</sup> Authority Supreme <sup>6</sup> Express SG <sup>6</sup>	Goldwing <sup>6</sup> Heat <sup>6</sup> Sencor <sup>♦</sup>	Sencor <sup>♦</sup>		Assure II <sup>♦</sup> Express SG <sup>6</sup> Poast Ultra	Select <sup>♦</sup>	Assure II <sup>♦</sup> Express SG <sup>6</sup> Poast Ultra	Select <sup>♦</sup>
<b>Field Corn</b>	2,4-D Aim <sup>6</sup> Basagran <sup>♦</sup> Buctril M <sup>♦</sup> Conquer <sup>1,6</sup> Embutox <sup>♦</sup> Focus <sup>1,6</sup> Goldwing <sup>2</sup>	Heat <sup>6</sup> Heat Complete <sup>6</sup> MCPA amine MCPA K-salt MCPA Na-salt Pardner <sup>♦</sup> Tropotox Plus <sup>♦</sup>	Buctril M <sup>♦</sup> Engenia <sup>♦</sup> MCPA Amine <sup>1</sup>	MCPA K-salt <sup>1</sup> MCPA Na-salt <sup>1</sup> Pardner <sup>♦</sup>				
<b>Liberty Link Corn</b>	Aim <sup>6</sup> Conquer <sup>1,6</sup> Goldwing <sup>2</sup>	Heat Complete <sup>6</sup> Liberty <sup>♦</sup>						
<b>Roundup Ready Corn</b>	Aim <sup>6</sup> Conquer <sup>1,6</sup> glyphosate	Goldwing <sup>2</sup> Heat Complete <sup>6</sup>			glyphosate		glyphosate	
<b>Sweet Corn</b>	Aim <sup>6</sup> Basagran <sup>♦</sup> Buctril M <sup>♦</sup> Conquer <sup>1,6</sup>	Goldwing <sup>2</sup> Heat Complete <sup>6</sup> Pardner <sup>♦</sup>	Buctril M <sup>♦</sup> Pardner <sup>♦</sup>					
<b>Faba beans</b>	Aim <sup>6</sup> Basagran <sup>♦</sup> Express SG <sup>6</sup>	Goldwing <sup>6</sup> MP Boa IQ			Assure II Edge	Express SG <sup>6</sup> Poast Ultra	Assure II Express SG <sup>6</sup> Poast Ultra	Select <sup>♦</sup>
<b>Lentils</b>	Ares <sup>4</sup> Aim <sup>6</sup> Express SG <sup>6</sup> Focus <sup>6,1</sup> Goldwing <sup>6</sup>	Heat <sup>6</sup> Heat Complete <sup>6</sup> Odyssey <sup>♦,4</sup> Sencor <sup>♦</sup> Solo <sup>♦,4</sup>	Sencor <sup>♦</sup>		Ares <sup>4</sup> Assure II <sup>♦</sup> Edge Express SG <sup>6</sup>	Odyssey <sup>♦,4</sup> Poast Ultra Select <sup>♦</sup> Solo <sup>♦,4</sup>	Ares <sup>4</sup> Assure II <sup>♦</sup> Express SG <sup>6</sup> Odyssey <sup>♦,4</sup>	Poast Ultra Select <sup>♦</sup> Solo <sup>♦,4</sup>
<b>Peas</b> Check label to ensure chosen chemical or mix is registered for use on the crop	Aim <sup>6</sup> Basagran <sup>♦</sup> Goldwing <sup>2</sup> Heat <sup>6</sup> Heat Complete <sup>6</sup> MCPA amine MCPA Na-salt MP Boa IQ	MP Ninja Master <sup>1</sup> Odyssey <sup>♦</sup> Pursuit <sup>♦</sup> Sencor <sup>♦</sup> Solo <sup>♦</sup> Tropotox Plus <sup>♦</sup> Viper <sup>♦</sup>	MCPA Amine <sup>1</sup> MCPA Na-salt <sup>1</sup> Sencor <sup>♦</sup>		Assure II <sup>♦</sup> Edge <sup>1</sup> Express SG <sup>6</sup> MP Ninja Master <sup>1</sup> Odyssey <sup>♦,5</sup>	Poast Ultra Pursuit <sup>♦,1</sup> Select <sup>♦</sup> Solo <sup>♦</sup> Viper <sup>♦,5</sup>	Assure II <sup>♦</sup> Express SG <sup>6</sup> MP Ninja Master <sup>1</sup> Odyssey <sup>♦</sup> Poast Ultra	Select <sup>♦</sup> Solo <sup>♦</sup> Viper <sup>♦</sup>
<b>Potatoes Irrigated (irr)</b>	Aim <sup>6</sup> Sencor <sup>♦</sup>	Titus Pro	Sencor <sup>♦</sup> Titus Pro		Eptam Poast Ultra	Select <sup>♦</sup>	Eptam Poast Ultra	Select <sup>♦</sup>

♦ Other similar products can be found listed under this product.

<sup>1</sup> Suppression only

<sup>2</sup> Pre-emergence to crop, post-emergent to weeds

<sup>3</sup> Used as crop desiccant

<sup>4</sup> Group 2 tolerant lentils only

<sup>5</sup> Non-Group 2 tolerant varieties

<sup>6</sup> To be used pre-seed as a burnoff.

[back to Table of Contents](#)

Purchase the printed edition of *Crop Protection 2020* for only \$12. [Buy it on-line here.](#)

## Herbicide Selector Chart – Other Crops

Crop	Volunteer Canola		Wild Buckwheat		Wild Oats		Wild Radish
<b>Beans</b> Check label	Aim <sup>6</sup> Basagran <sup>♦</sup> Express SG <sup>6</sup>	Goldwing <sup>6</sup> MP Boa IQ Solo <sup>♦</sup>	Edge Express SG <sup>6</sup> Goldwing <sup>6</sup>	Solo <sup>♦</sup> Trifluralin <sup>♦</sup>	Assure II <sup>♦</sup> Edge Eptam Express SG <sup>6</sup> MP Boa IQ	Poast Ultra Select <sup>♦</sup> Solo <sup>♦</sup> Trifluralin <sup>♦</sup>	Basagran <sup>♦</sup> MP Boa IQ Permit
<b>Canary Seed</b>	Buctril M <sup>♦</sup> Conquer <sup>6</sup> Curtail M <sup>♦</sup> Express SG <sup>6</sup> Goldwing <sup>2</sup>	Heat <sup>6</sup> Prestige XC <sup>♦</sup> Target <sup>♦</sup> Trophy <sup>♦</sup>	Buctril M <sup>♦</sup> Conquer <sup>1,6</sup> Curtail M <sup>♦</sup> Engenia <sup>♦</sup> Express SG <sup>6</sup> Goldwing <sup>2</sup>	Heat <sup>6</sup> Pardner <sup>♦</sup> Prestige XC <sup>♦</sup> Target <sup>♦</sup> Trophy <sup>♦</sup>	Express SG <sup>6</sup>		Trophy <sup>♦</sup>
<b>Chickpeas</b>	Aim <sup>6</sup> Goldwing <sup>6</sup>	Heat <sup>6</sup> Sencor <sup>♦</sup>	Authority <sup>6</sup> Authority Supreme <sup>6</sup>	Goldwing <sup>6</sup> Heat <sup>6</sup>	Assure II <sup>♦</sup> Authority Supreme <sup>1,6</sup>	Poast Ultra Select <sup>♦</sup>	
<b>Field Corn</b>	2,4-D Aim <sup>6</sup> Armezon <sup>♦</sup> Basagran <sup>♦</sup> Buctril M <sup>♦</sup>	Conquer <sup>6</sup> Distinct Goldwing <sup>2</sup> Heat <sup>6</sup> Tropotox Plus <sup>♦</sup>	2,4-D Aatrex Liquid 480 Buctril M <sup>♦</sup> Conquer <sup>1,6</sup> Distinct Embutox <sup>♦</sup> Engenia <sup>♦</sup> Focus <sup>1,6</sup>	Goldwing <sup>2</sup> Heat <sup>6</sup> Heat Complete <sup>6</sup> MCPA Amine <sup>1</sup> MCPA K-salt <sup>1</sup> MCPA Na-salt <sup>1</sup> Pardner <sup>♦</sup> Princep Nine-T <sup>♦</sup>	Aatrex Liquid 480 Accent <sup>♦</sup> Focus <sup>1,6</sup>	Heat Complete <sup>6</sup> Princep Nine-T <sup>♦</sup>	2,4-D Basagran <sup>♦</sup> MCPA amine MCPA K-salt MCPA Na-salt Permit Tropotox Plus <sup>♦</sup>
<b>Liberty Link Corn</b>	Aim <sup>6</sup> Conquer <sup>6</sup>	Goldwing <sup>2</sup>	Conquer <sup>1,6</sup> Liberty <sup>♦</sup>	Goldwing <sup>2</sup> Heat Complete <sup>6</sup>	Heat Complete <sup>6</sup> Liberty <sup>♦</sup>		
<b>Roundup Ready Corn</b>	Aim <sup>6</sup> Armezon <sup>♦</sup> Conquer <sup>6</sup>	glyphosate Goldwing <sup>2</sup>	Conquer <sup>1,6</sup> glyphosate	Goldwing <sup>2</sup> Heat Complete <sup>6</sup>	glyphosate Heat Complete <sup>6</sup>		
<b>Sweet Corn</b>	Aim <sup>6</sup> Armezon <sup>♦</sup> Basagran <sup>♦</sup>	Buctril M <sup>♦</sup> Goldwing <sup>2</sup>	Aatrex Liquid 480 Buctril M <sup>♦</sup>	Goldwing <sup>2</sup> Heat Complete <sup>6</sup> Pardner <sup>♦</sup>	Aatrex Liquid 480 Heat Complete <sup>6</sup>		Basagran <sup>♦</sup>
<b>Faba beans</b>	Aim <sup>6</sup> Basagran <sup>♦</sup> Express SG <sup>6</sup>	Goldwing <sup>6</sup> MP Boa IQ	Authority <sup>6</sup> Edge Express SG <sup>6</sup>	Goldwing <sup>6</sup> Trifluralin <sup>♦</sup>	Assure II Edge Express SG <sup>6</sup> MP Boa IQ	Poast Ultra Select <sup>♦</sup> Trifluralin <sup>♦</sup>	Basagran <sup>♦</sup> MP Boa IQ
<b>Lentils</b>	Ares <sup>4</sup> Aim <sup>6</sup> Goldwing <sup>6</sup> Heat <sup>6</sup>	Odyssey <sup>4</sup> Sencor <sup>♦</sup> Solo <sup>4,5</sup>	Ares <sup>4</sup> Edge Focus <sup>6,1</sup> Goldwing <sup>6</sup> Heat <sup>6</sup>	Heat Complete <sup>6</sup> Odyssey <sup>4</sup> Solo <sup>4,1</sup> Trifluralin <sup>♦</sup>	Ares <sup>4</sup> Assure II <sup>♦</sup> Edge Focus <sup>6,1</sup> Heat Complete <sup>6</sup>	Odyssey <sup>4</sup> Poast Ultra Select <sup>♦</sup> Solo <sup>4</sup> Trifluralin <sup>♦</sup>	
<b>Peas</b> Check label to ensure chosen chemical or mix is registered for use on the crop	Aim <sup>6</sup> Basagran <sup>♦</sup> Express SG <sup>6</sup> Goldwing <sup>2</sup> Heat <sup>6</sup> MP Boa IQ MP Ninja Master <sup>1</sup>	Odyssey <sup>5</sup> Pursuit <sup>5</sup> Sencor <sup>♦</sup> Solo <sup>5</sup> Tropotox Plus Viper <sup>♦</sup>	Authority <sup>6</sup> Authority Supreme <sup>6</sup> Edge Express SG <sup>6</sup> Goldwing <sup>2</sup> Heat <sup>6</sup> Heat Complete <sup>6</sup>	MCPA Amine <sup>1</sup> MCPA Na-salt <sup>1</sup> MP Ninja Master <sup>1</sup> Odyssey <sup>5</sup> Pursuit <sup>5</sup> Solo <sup>5</sup> Trifluralin <sup>♦</sup> Viper <sup>5</sup>	Assure II <sup>♦</sup> Authority Supreme <sup>6</sup> Avadex BW Edge Express SG <sup>6</sup> Heat Complete <sup>6</sup> MP Boa IQ	MP Ninja Master Odyssey <sup>5</sup> Poast Ultra Pursuit Select <sup>♦</sup> Solo <sup>5</sup> Trifluralin <sup>♦</sup> Viper <sup>5</sup>	Basagran <sup>♦</sup> MCPA amine MCPA Na-salt MP Boa IQ Tropotox Plus <sup>♦</sup>
<b>Potatoes Irrigated (irr)</b>	Aim <sup>6</sup> Sencor <sup>♦</sup>	Titus Pro			Eptam Poast Ultra	Select <sup>♦</sup>	

♦ Other similar products can be found listed under this product.

<sup>1</sup> Suppression only

<sup>2</sup> Pre-emergence to crop, post-emergent to weeds

<sup>3</sup> Used as crop desiccant

<sup>4</sup> Group 2 tolerant lentils only

<sup>5</sup> Non-Group 2 tolerant varieties

<sup>6</sup> To be used pre-seed as a burnoff.

# Insecticide Index

	<b>Page/s</b>
Chemical Insect Control in Alberta .....	400
Insect pest monitoring .....	400
Chemical control .....	400
Safety .....	400
Bee safety .....	400
Livestock and residues .....	402
The guide .....	402
Economic threshold .....	402

## Tables

Toxicity of Insecticides to Honeybees .....	401
Economic Thresholds for Insect Pests of Forage and Special Crops .....	402
Economic Thresholds for Insect Pests of Cereals .....	403
Economic Thresholds for Insect Pests of Oilseed Crops .....	403
Insecticide Group Classification by Mode of Action .....	404

## Insecticide Selector Charts

Cereals .....	456
Forages, Pasture and Rangeland .....	456
Oilseeds .....	457
Sugar Beet .....	458
Pulses .....	458
Potato .....	459

## Product Registrations

<b>Name</b>	<b>Page/s</b>	<b>Name</b>	<b>Page/s</b>
Aceta 70 WP .....	410	Malathion.....	432
Actara .....	406	Matador 120 EC.....	434
Admire 240 Flowable.....	407	Minecto Duo 40WG.....	437
Agri-Mek SC.....	409	Minecto Pro.....	438
Ambush.....	444	Movento 240 SC .....	439
Assail 70 WP .....	410	Nufos .....	429
Beleaf 50SG .....	411	Oberon.....	440
Capture 240 EC.....	412	Orthene.....	441
Citadel .....	429	Perm-UP .....	444
Closer .....	413	Phostoxin .....	442
Clutch .....	414	Poleci 2.5 EC.....	421
Concept.....	415	Pounce 384EC.....	444
Coragen .....	416	Pyrifos 15G .....	445
Cormoran.....	418	Pyrinex.....	429
Cygon 480 – Ag.....	419	Rimon 10 EC Insecticide .....	446
Cygon 480 EC .....	419	Sefina.....	447
Decis 5 EC.....	421	Sevin XLR.....	448
Delegate.....	423	Sharphos .....	429
Dibrom Insecticide .....	424	Ship 250 EC .....	431
Eco Bran.....	425	Silencer 120 EC.....	434
Harvanta 50SL .....	426	Sivanto Prime.....	449
Imidan WP Insecticide .....	427	Superior 70 Oil .....	450
Labamba Insecticide.....	434	Thimet 20 G.....	451
Lagon 480 E.....	419	Titan .....	452
Lannate .....	428	Verimark .....	453
Lorsban NT .....	429	Voliam Xpress.....	454
Mako.....	431	Warhawk 480 EC .....	429

## Chemical Insect Control in Alberta

The degree of infestation and severity of insect damage varies drastically from area to area and season to season. Most pests, such as grasshoppers, cutworms and Bertha armyworms, require control during periods of abundance that may last from one to several years. Other pests, like flea beetles, require control annually in some parts of Alberta.

### Insect pest monitoring

The Alberta Insect Pest Monitoring Network can provide more information on insect pests of Alberta. See the web page at [agriculture.alberta.ca/bugs-pest](http://agriculture.alberta.ca/bugs-pest)

### Chemical control

A number of factors should be considered once the decision to apply an insecticide has been made. Insecticides will kill the pest insect if applied properly at a stage when the pest is susceptible. An application made too early or too late in the life cycle may not provide adequate control. Other factors to consider include: ability of the insecticide to penetrate through the plant foliage, weather conditions, age and size of the insect, wait period to grazing or harvest and dosage required. If insects are moving into crops or emerging over an extended period, several applications in the same season may be necessary since most insecticides have limited residual properties when applied to foliage.

### Safety

**In general, insecticides are more toxic to humans, wildlife, fish, bees and other non-target organisms than herbicides or fungicides.** Follow label directions for safety precautions associated with application of each insecticide. Refer to the introductory section of this book for general information on safety precautions associated with pesticide use.

### Bee safety

The insecticides used to protect crops from damaging outbreaks of insect pests can also kill beneficial insects. The objective of the insecticide application is to remove the problem insects from the crop with the least possible impact to beneficial insects such as honeybees and leafcutter bees. Because bees play a critical role in pollinating certain crops, it is important to ensure that an insecticide application has a

minimum impact on population numbers. Although it may not be possible to totally eliminate the effect of insecticides on beneficial insects, the impact can be greatly reduced when the agricultural producer, pesticide applicator and beekeeper work together.

### Beekeepers should:

- Talk with the landowners near their bee yards before spray season and provide the producers with their phone number.
- Ask producers if spraying to control insects is likely this year.
- Ask the producer to provide them with notification 48 hours in advance of applying an insecticide.

### Producers and applicators should:

- Check for potential insect infestations in field crops early and frequently, and determine the economic thresholds for problem insects so that a spray program can be planned should it be required.
- Notify beekeepers of intentions to spray 48 hours in advance of spraying.
- Avoid application of insecticides to crops in bloom or to fields containing blooming weeds, which are attractive to foraging bees. Where feasible, use a preventative program early in the season when insecticides may be as effective and crops are not blooming.
- Spray late in the day or early in the morning when the temperature is below ideal foraging temperatures to reduce direct exposure to bees. Honeybees are most active when the temperature is above 18°C (72°F), usually in the heat of the day. As a general rule, evening applications are less hazardous than morning applications.
- Where there is a risk to bees, use an insecticide that has short residual activity to reduce the impact on the bees and to reduce possibilities of residues occurring in honey and pollen.
- Learn about pollination requirements of the different crops grown and about honeybees and leafcutter bees.

### Caution

Unusually low temperatures during and immediately following applications cause insecticides to remain toxic to bees for a much longer period than normal. High temperatures will extend the foraging period, and application time must be adjusted accordingly. Prevent insecticides from drifting into adjacent blooming crops, roadsides and pastures with weeds

in bloom, water used by bees, leafcutter shelters or apiaries by maintaining a reasonable distance from field boundaries and allowing for the potential movement of insecticides by wind. For more information, contact the Alberta Ag-Info Centre at 310-FARM (3276).

**Rights and good practice**

By law, persons, provided they do not contravene any land use by-laws, regulations or generally accepted practices, may operate an agricultural operation (including the application of pesticides). It's important to follow label directions and good practices regarding protection of pollinator species from insecticide applications.

Laws generally allow persons to obtain a benefit on their property, provided that the benefit is not achieved at the expense of adjacent landowners. Ensure that pesticides are used in a manner where drift does not occur.

Notification ensures that hazards are identified prior to spraying so that farmers or their custom applicators can adjust application practices to prevent problems, and beekeepers can adjust practices to accommodate spraying. Notification does not mean seeking permission to spray. Producers have the legal right to apply pesticides on their property.

Toxicity of Insecticides to Honeybees		
Highly toxic	Moderately toxic	Relatively non-toxic
Severe losses may be expected if the following materials are used when bees are present at treatment time or within a few days thereafter:	These can be used around bees if dosage, timing, and method of application are correct, but do not apply them directly on bees, in the field or at the colonies:	
Aceta 70 WP Actara Admire Agri-Mek SC Alias 240 SC Ambush Assail Capture 240 EC Citadel 480EC Closer Clutch Concept Cormoran Cygon 480 Dibrom Decis 5EC Delegate Harvanta 50SL Imidan 70 WP Labamba Lagon 480 Lorsban NT Mako	Malathion 25W Matador 120EC Minecto Duo 40WG Minecto Pro Nufos 4E Orthene Perm-UP Poleci 2.5 EC Poncho 600 FS Pounce Pyrifos 15G Pyrinex 480EC Rimon 10 EC Sefina Sevin XLR Ship 250 EC Sharphos Silencer 120EC Titan Verimark Voliam Xpress Warhawk 480 EC	Lannate Movento 240 SC Oberon Beleaf Coragen Eco-Bran Sefina

Notification is a two-way street – both the beekeeper and farmer have to make efforts to protect pollinators.

**Note:** In many cases, beekeepers cannot move or cover their bees, especially during honey flow, so timing and accuracy of an insecticide application, plus selection of the safest insecticide where there is risk to bees, are the only ways to safeguard bees.

## Livestock and residues

The number of days between the application of an insecticide and harvesting, feeding to livestock or grazing is given on the label. These restrictions must be followed to prevent illegal residues in crops and livestock and to eliminate hazards to consumers.

## The guide

This guide only includes the major insecticides registered for use on field crops in Alberta. Not all insects controlled are listed for each insecticide.

## Economic threshold

Before making a decision to apply an insecticide, producers need to know if the application would be economically justified. In addition to the expected dollar value of the crop, the producer needs to determine whether the insects present will cause a yield loss greater in value than the cost of control. The economic thresholds listed below will assist in making this decision.

Thresholds are given as the number of insects/unit of measure (such as #/plant or #/m<sup>2</sup>) or, for insects that are difficult to sample, the amount of damage evident. Chemical controls are generally only warranted when numbers meet or exceed the threshold level. Remember to sample throughout the field (minimum of 10 samples per 160 acres) to obtain an average infestation level.

**Economic Thresholds for Insect Pests of Forage and Special Crops**

Insect	Economic threshold	Comments
Alfalfa weevil	Alfalfa hay crops: Thresholds are based on plant height and number of larvae: < 30 cm - 1 larva per stem; < 40 cm - 2 larvae per stem. 3 larvae per stem requires control regardless of plant height. Alfalfa seed crops: 20 - 30 larvae per 90° sweep or when 35 - 50% of foliage tips show damage.	Alfalfa hay crops: If feeding damage detected, cutting hay early can be an effective control strategy.
Grasshoppers	Alfalfa: See Cereals table.	
Lygus bugs	For adults and nymph stages 4 and 5: 2 - 3 lygus per 90° sweep.	Nymph stages 1, 2 and 3 do not cause economic damage.
Pea aphid	Alfalfa: 75 - 100 aphids per plant. Field pea: 2 - 3 aphids per 20 cm stem tip when 50% of plants have developed some young pods.	
Plant bugs	Alfalfa for seed: 5 nymphs per sweep (any or all species of plant bugs) when alfalfa is in bud or bloom.	
Sweetclover weevil	Seedling crop (cotyledon stage): 1 weevil per 5 seedlings under slow growing conditions or 1 weevil per 3 seedlings under normal growing conditions. Newly emerged 2nd-year stand: 9 - 12 weevils per plant.	



Economic Thresholds for Insect Pests of Cereals		
Insect	Economic threshold	Comments
Aphids Birdcherry-oat Corn leaf English grain Greenbug Russian wheat	Seedling: 20; Boot: 30 (aphids per stem) Seedling: 20; Boot: 30 (aphids per stem) Seedling: 30; Boot: 50 (aphids per stem) Seedling: 5 - 15; Boot: 10 - 25 (aphids per stem) <b>Spring cereals</b> – Seedling: 10 - 15%; Boot: 15 - 20% (% plants infested) <b>Winter cereals</b> – Seedling: 15 - 20% after October 1st	Do not treat for aphids in cereals after the soft dough stage. Aphid populations decrease rapidly as heads mature.
Armyworm	11/m <sup>2</sup>	
Barley thrips	Treat when the number of thrips are > than the number calculated below Threshold (thrips/stem) = (cost of control/expected crop value per bushel)/ 0.4	Infestations of one thrip per stem have caused losses of 0.4 - 1.25 bushels/acre. Insecticide applications are only effective when applied before heading is complete.
Cutworms Pale western Red-backed	3 - 4/m <sup>2</sup> 5 - 6/m <sup>2</sup>	Well-established crops with good moisture can tolerate higher numbers.
Grasshoppers	13/m <sup>2</sup> in fields or 25/m <sup>2</sup> in roadsides	
Wheat midge	For yield only: 1 adult for every 4 - 5 heads of wheat To maintain grade: 1 adult for every 8 - 10 heads of wheat.	1 adult for every 4 - 5 heads of wheat can reduce yield by approximately 15%.

Economic Thresholds for Insect Pests of Oilseed Crops		
Insect	Economic threshold	Comments
Army cutworm	Seedling mustard: less than 5/m <sup>2</sup> .	
Bertha armyworm	Economic threshold varies with insecticide cost, application cost and value of the crop. Tables showing economic thresholds can be found at <a href="http://www.agric.gov.ab.ca">www.agric.gov.ab.ca</a>	
Cabbage seedpod weevil	3 - 4 adult weevils per sweep.	Optimum time to spray is at 10 - 20% flower.
Cutworms	3 - 4 cutworms/m <sup>2</sup>	Evening application of insecticides will provide the best control.
Diamondback moth	Pod ripening: 200 - 300 larvae/m <sup>2</sup> Early flowering (if bud feeding): 100 - 150 larvae/m <sup>2</sup> .	
Flea beetles	An average of 25% defoliation on seedling leaves and flea beetles are present.	Damage is usually most severe along field margins and frequently only field margins require treatment.
Lygus bug	Economic threshold varies with insecticide cost, application cost and value of the crop. Tables showing economic thresholds can be found at <a href="http://www.agric.gov.ab.ca">www.agric.gov.ab.ca</a>	Control should not be required within 10 days of swathing.

### Insecticide Group Classification by Mode of Action

Chemical family	Active ingredients	Found in			
<b>Group 1A, 1B</b>		<b>Acetylcholinesterase inhibitors.</b> <b>These chemicals inhibit an enzyme, interrupting the transmission of nerve impulses.</b>			
Carbamates ( <i>Group 1A</i> )	carbaryl	ECO Bran	Sevin XLR		
Organophosphates ( <i>Group 1B</i> )	methomyl	Lannate			
	acephate	Orthene 75%			
	chlorpyrifos	Citadel 480 EC Lorsban NT	Nufos 4E Pyrifos 15G	Pyrinex 480 EC Sharphos	Warhawk 480EC
	dimethoate	Cygon 480	Cygon 480 EC	Lagon 480E	
	malathion	Malathion Malathion 85 E	Malathion 95 ULV Malathion 500 EC	Malathion Grain Protector Dust	
	naled	Dibrom			
	phorate	Thimet			
phosmet	Imidan 70 WP Instapak				
<b>Group 3</b>		<b>These chemicals act as an axonic poison by interfering with the nervous system, leading to paralysis.</b>			
Synthetic pyrethroids	lambda-cyhalothrin	Labamba	Matador 120EC	Silencer 120EC	Voliam Xpress
	bifenthrin	Capture 240 EC			
	cypermethrin	Mako	Ship 250 EC		
	deltamethrin	Concept	Decis	Poleci 25 EC	
	permethrin	Ambush 500EC	Perm-UP	Pounce	
<b>Group 4</b>		<b>These chemicals bind to nicotinic acetylcholine receptor, disrupting nerve transmission.</b>			
Chloronicotines	clothianidin	Clutch Nipsit SUITE Cereals OF Seed Protectant*	Nipsit INSIDE 600 Insecticide*	Poncho 600 FS* Prosper <sup>Evergol*</sup>	Titan Titan ST*
	imidacloprid	Admire 240 Alias 240 SC Concept Gaucho 480 FL*	Gaucho CS FL* Raxil Pro Shield Seed Treatment*	Raxil WW Seed Treatment*	Sombrero 600 FS* Stress Shield*
	thiamethoxam	Actara Cruiser 5FS* Cruiser Maxx Potato Extreme*	Cruiser Maxx Vibrance Beans* Cruiser Maxx Vibrance Cereals*	Cruiser Maxx Vibrance Pulses* Helix Vibrance*	Cruiser Maxx Vibrance Quattro* Minecto Duo 40WG Visivio*
	acetamiprid	Aceta 70 WP	Assail	Cormoran	
<b>Group 4C</b>					
Sulfoximine	sulfoxaflor	Closer	Visivio*		
<b>Group 4D</b>					
Butenolides	flupyradifurone	Sivanto Prime			

\* These products are Seed Treatments and may also contain a fungicide.  
Information on fungicide mode of action can be found in the Seed Treatment section.

(continued)

Insecticide Group Classification by Mode of Action				
Chemical family	Active ingredients	Found in		
<b>Group 5</b>	<b>Nicotinic acetylcholine receptor (nAChR) allosteric activators.</b>			
Spinosyns	spinetoram	Delegate		
<b>Group 6</b>	<b>Chloride channel activators.</b>			
Avermectins	abamectin	Agri-Mek SC	Minecto Pro	
<b>Group 8B</b>	<b>Unknown or non-specific mode of action (fumigants).</b>			
	aluminum phosphide	Phostoxin		
<b>Group 9C</b>	<b>Unknown or non-specific mode of action (selective feeding blockers).</b>			
	flonicamid	Beleaf		
<b>Group 9D</b>				
	Afidopyropen	Sefina		
<b>Group 15</b>	<b>Inhibitors of chitin biosynthesis.</b>			
	Novafluron	Cormoran	Rimon	
<b>Group 23</b>	<b>Lipid biosynthesis inhibitor.</b>			
Tetramic acid	spirotetramat	Movento		
	spiromesifen	Oberon		
<b>Group 28</b>	<b>Acts on the ryanodine receptor of the insect muscle cell, leading to muscle paralysis.</b>			
Diamide	chlorantraniliprole	Coragen	Fortenza*	Voliam Xpress
	cyantraniliprole	Harvanta Lumivia CPL*	Minecto Duo 40WG	Minecto Pro Verimark

\* These products are Seed Treatments and may also contain a fungicide. Information on fungicide mode of action can be found in the Seed Treatment section.

# Actara

Group 4

## Formulation

Product	Company	Active ingredient	Formulation	Container size
Actara 240 SC (PCP# 28407)	Syngenta	Thiamethoxam: 240 g/L	Soluble concentrate	2.04 L
Actara 25 WG (PCP# 28408)		Thiamethoxam: 25%	Water dispersible granules	850 g

## Crops, Insects Controlled and Rates

Product	Crop	Insects controlled	Application method/rate	Specific comments
Actara 240SC	Potato	Colorado potato beetle, aphids (including green peach, potato, buckthorn and foxglove aphid), potato leafhopper	Soil application: 3.4 - 4.4 mL/100 m row. For 90 cm row spacing, apply 151 - 196 mL/acre	Apply as an in-furrow spray at planting. Use the higher rate for extended residual control. Apply in sufficient water to ensure good coverage.
	Potato	Colorado potato beetle, aphids (including green peach, potato, buckthorn and foxglove aphid), potato leafhopper	Foliar application: 44 mL/acre	Apply before pests reach damaging levels. Scout fields and treat again 7 - 10 days later if populations rebuild to potentially damaging levels. Potato leafhopper: Control may require the use of two applications made at a 7 - 10 day interval.
Actara 25WG	Potato	Colorado potato beetle, aphids (including green peach, potato, buckthorn and foxglove aphid), potato leafhopper	Foliar application: 43 g/acre	Apply before pests reach damaging levels. Scout fields and treat again 7 - 10 days later if populations rebuild to potentially damaging levels. Potato leafhopper: Control may require the use of two applications made at a 7 - 10 day interval.

## Registered Tank Mixes

Pest	Product/rate	Specific comments
Colorado potato beetle, potato leafhopper, aphids (including green peach, potato, buckthorn and foxglove aphid), rhizoctonia stem and stolon canker, black scurf and suppression of pink rot	Actara 240 SC at 3.4 - 4.4 L/100 m. row + Quadris Flowable at 4 - 6 mL/100 m. row + Ridomil Gold 480 at 4 mL/100 m. row	Use the higher rate for extended residual control of insects. Use the higher rate of Quadris. Flowable when risk of disease is high.

## Application Information

### Actara 240 SC – Soil application

**How to Apply:** Ground application only. Do not apply by air. **Water Volume:** Ground: 40 L/acre minimum.

### Actara 25 WG

**How to Apply:** Ground and aerial application. **Water Volume:** Ground: 40 L/acre minimum. Aerial: 8 L/acre minimum.

## Application Tips

**Actara 25 WG:** Do not exceed a total of 85 g of Actara per acre during each growing season. Allow at least 7 days between applications. Avoid making aerial applications under conditions where uniform coverage cannot be obtained or where excessive spray drift may occur. Avoid spray overlap. Do not apply Actara after pre-bloom (early pink growth stage) or before post-bloom (petal fall growth stage).

**Potato Seed Piece Treatment:** Choose the appropriate rate for Actara 240 SC from the chart on the label, based upon the seeding rate. Use high rate for extended residual control. Do not apply more than 24.4 mL product /100 kg seed pieces or 79.7 mL product per acre. Apply only in areas with adequate ventilation or in areas equipped to remove spray mist or dust. Apply Actara 240SC as a water-based slurry utilizing standard slurry seed treatment equipment which provides uniform seed coverage.

## How it Works

Actara is a systemic neonicotinoid insecticide. It controls the sucking and chewing insects through contact and ingestion.

## Restrictions

**Rainfall:** Avoid application of Actara when heavy rain is forecast. **Pre-harvest Intervals:** 7 days. **Re-entry:** Do not enter into treated areas for 12 hours after foliar application. **Re-cropping:** Treated areas may be replanted immediately following harvest or as soon as practical following the last application with any crop listed on this label or to sorghum, wheat, barley and canola. Any cover crop planted for erosion control or soil improvement may be planted as soon as practical following the last application. However, the cover crop may not be grazed or harvested for food or feed. For all other crops, a 120-day plant-back interval must be observed.

## Environmental Precautions

Actara is highly toxic to certain aquatic organisms. Do not contaminate water with the product or its container. Observe buffer zones specified on the Actara label. **Runoff:** Do not apply Actara directly to freshwater habitats. Do not contaminate irrigation or drinking water supplies or aquatic habitats by cleaning of equipment or disposal of wastes. **Leaching:** Thiamethoxam is moderate to very persistent in soil and is highly mobile. The use of Actara may result in contamination of groundwater particularly in areas where soils are permeable (e.g. sandy soil) and/or where the depth to the water table is shallow.

## Toxicity

Oral LD<sub>50</sub> (rats) >5,000 mg/kg. Dermal LD<sub>50</sub> (rabbits) =>2,000 mg/kg. Toxic to bees.

## Storage

Store in cool, dry place and prevent cross contamination with other pesticides, fertilizers, food and feed.

# Admire 240 Flowable

**Group 4**

## Formulation

Product	Company	Active ingredient	Formulation	Container size
Admire 240 (PCP# 24094)	Bayer CropScience	Imidacloprid: 240 g/L	Flowable	1 L, 3.785 L
Admire 240 SPT (PCP# 27702)	Bayer CropScience		Flowable	1 L, 3.785 L

## Crops, Insects Controlled and Rates

Crop	Insects controlled	Application Rate	Specific comments
<b>Soil application</b>			
Potato	Colorado potato beetle, aphids (including green peach, buckthorn, foxglove and potato aphid), potato leafhopper, potato flea beetle	7.5 - 12 mL/100 m row or 345 - 525 mL/acre (based on 90 cm row spacing)	The higher rate is recommended when extended length of control is needed. Do not apply more than once per season as a soil application. Do not follow a soil application with a foliar application.
<b>Foliar application</b>			
Potato	Colorado potato beetle, aphids (including green peach, buckthorn, foxglove and potato aphid)	81.0 mL/acre	For optimal control, good coverage of the foliage is needed. A maximum of two foliar applications may be made per crop per season. Aphid control: Two applications at least 7 days apart may be required to achieve control.

**Admire 240 Flowable (cont'd)**

Crop	Insects controlled	Application Rate	Specific comments
<b>Potato seed piece treatment</b>			
<b>Potato</b>	Colorado potato beetle, aphids (including green peach, buckthorn, foxglove and potato aphid), potato leafhopper, potato flea beetle	26 - 39 mL per 100 kg seed pieces	Apply only in areas with adequate ventilation or in areas that are equipped to remove spray mist or dust. Do not apply any subsequent application of imidacloprid or other Group 4 insecticide following a Group 4 potato seed piece treatment.

**Registered Tank Mixes**

Admire 240 can be tank mixed with Ridomil Gold 480 for suppression of Pink Rot (*Phytophthora erythroseptica*). Please refer to Ridomil Gold 480 label for use instructions and precautions.

**Application Information**

**How to Apply:** Ground application only. Do not apply by air.

**Water Volume:** Water volume should be adequate to provide sufficient coverage.

**Application Tips**

**Soil application:** Apply Admire 240 as a narrow band in-furrow. For best results, direct spray on the seed pieces or seed potato in the furrow. **Foliar Application:** Apply product as pest numbers begin to increase but before a damaging population becomes established. Scout fields and repeat if needed. Do not make a foliar application of imidacloprid following a soil or seed piece treatment application of product in the same crop. **Potato Seed Piece Treatment:** Do not dilute with any more than 3 parts water to 1 part insecticide. Agitate or stir spray solution as needed. The higher rate is recommended when extended length of control is needed. Do not apply more than 0.47 L/acre per year. Check the label to select an effective treatment rate based upon seeding rate and desired duration of control.

**How it Works**

Imidacloprid is a systemic chloronicotinyl insecticide.

**Restrictions**

**Rainfall:** Do not apply product or plant treated seed pieces when heavy rainfall is forecast for the next 48 hours.

**Grazing:** Do not use treated seed pieces for food, feed or fodder. **Re-entry:** Do not enter treated areas for 24 hours after foliar application. **Pre-harvest interval:** 7 days after a foliar application. **Re-cropping:** Plant-back interval for cereal grains (wheat, barley, oats) - minimum of 30 days; pea and bean - minimum of 9 months. Other food and feed crops - 12 months. Green manure and other cover crops not intended for human or animal consumption can be grown without plant-back interval. Do not graze or harvest cover crops for food or feed.

**Environmental Precautions**

Imidacloprid is toxic to aquatic invertebrates and birds. Keep out of lakes, streams, ponds or other aquatic systems. Imidacloprid is toxic to bees.

**Runoff:** Do not apply to terrain where there is a potential for surface runoff to enter aquatic systems. **Leaching:** Imidacloprid demonstrates the properties and characteristics associated with chemicals detected in groundwater. The use of Admire 240 in areas where soils are permeable, particularly where the water table is shallow, may result in groundwater contamination.

**Toxicity**

Oral LD<sub>50</sub> (rats) = 4,143 - 4,870 mg/kg. Dermal LD<sub>50</sub> (rabbits) = 2,000 mg/kg. Toxic to bees.

**Storage**

Store in cool, dry place and avoid cross contamination with other pesticides, fertilizers, food and feed.

# Agri-Mek SC

Group 6

## Formulation

Product	Company	Active ingredient	Formulation	Container size
Agri-Mek SC (PCP# 31607)	Syngenta	Abamectin: 84 g/L	Emulsifiable concentrate	2 L

## Crops, Insects Controlled and Rates

Crop	Insects controlled	Rate per acre	Specific comments
Potato	Potato psyllid, spider mite	91 mL	Do not make more than 2 applications per year. Allow 7 days between applications.

## Registered Tank Mixes

None registered.

## Application Information

**How to Apply:** Ground application only. Do not apply by air. Water volume: 75 L/acre.

## Application Tips

Apply when pests first appear.

## How It Works

Abamectin attacks the nervous system, causing paralysis within a few hours. Affected insect stops eating and dies after a few days.

## Restrictions

**Pre-harvest interval:** 14 days. **Grazing:** Do not graze treated crop.

## Environmental Precautions

Toxic to aquatic organisms, fish and wildlife. Do not apply this product directly to freshwater habitats, estuaries or marine habitats by cleaning of equipment or disposal of wastes.

## Toxicity

Oral LD<sub>50</sub> (rats) = 300 mg/kg. Dermal LD<sub>50</sub> (rabbit) = > 1,800 mg/kg. Toxic to bees.

## Storage

Heated storage not required. Store in cool, dry place.

# Assail 70 WP/Aceta 70 WP

Group 4

## Formulation

Product	Company	Active ingredient	Formulation	Container size
Assail 70 WP (PCP# 27128)	Nippon Soda Company Ltd.	Acetamiprid: 70%	Wettable powder	0.34 - 1.2 kg
Aceta 70 WP (PCP# 33298)	Sharda CropChem Ltd.	Acetamiprid: 70%	Wettable powder	0.34 - 5 kg

## Crops, Insects Controlled and Rates

Crop	Insects controlled	Rate per acre	Specific comments
Potato	Aphids	22 - 34 g	Begin applications when treatment thresholds have been reached. Use the higher application rates when (1) heavy pest pressure occurs (2) the majority of the Colorado potato beetle population is present as adults. Do not make more than 2 applications per year. Do not apply more than once every 7 days.
	Colorado potato beetle	16 - 32 g	
Seed alfalfa	Tarnished plant bug Alfalfa plant bug	35 - 69 g	Apply prior to bloom up to the time when 50% of seed pods are ripe. Spray when adults and/or 4-5th instar nymphs have economic threshold levels. Maximum of 3 applications per season.

## Application Information

**How to Apply:** Ground application only. Do not apply by air. **Water Volume:** 80 L/acre minimum.

## Application Tips

Thorough coverage is required to obtain optimal control. Do not exceed 69 g product per acre per season.

## Restrictions

**Rainfall:** Avoid application when heavy rain is forecast. **Re-entry:** Do not enter treated fields for 12 hours.

**Pre-harvest interval:** 7 days.

## Environmental Precautions

Toxic to aquatic organisms and non-target terrestrial plants. Observe buffer zones as specified on the label.

## Toxicity

Oral LD<sub>50</sub> (rats) = 1,064 mg/kg. Dermal LD<sub>50</sub> (rabbit) = > 2,000 mg/kg. Toxic to bees.

## Storage

Store unused product in a cool, dry and well ventilated area.



# Beleaf 50SG

Group 9C

## Formulation

Product	Company	Active ingredient	Formulation	Container size
Beleaf 50SG (PCP# 29796)	ISK Biosciences Corporation: distributed by FMC Corporation	Fonicamid: 50%	Water soluble granule	0.68 kg

## Crops, Insects Controlled and Rates

Crop	Insects controlled	Rate per acre	Specific comments
Potato	Aphids	49 - 65 g	Use higher rate under extreme pest populations and/or dense plant foliage.
	Psyllid (suppression)	81 g	
Alfalfa (seed production) Non-grass animal feeds: clover ( <i>Trifolium</i> spp., <i>Melilotus</i> spp.), alfalfa, lupin, sanfoin, trefoil, vetch*	Aphids	49 - 65 g	Apply before populations reach economic thresholds or as populations begin to increase, but before damaging populations become established. Do not use seed for human or animal consumption.
	Tarnished plant bug (lygus)	81 - 121 g	Use higher rate under extreme pest populations and/or dense plant foliage.
Faba bean, dry shelled bean	Aphids	49 - 65 g	Use higher rate under extreme pest populations and/or dense plant foliage.
	Reduces the numbers of lygus bugs including tarnished plant bug.	81 g	Apply when lygus bugs are first detected in the field and before populations reach high levels.

\* Please see label for complete list of registered crops.

## Registered Tank Mixes

None registered.

## Application Information

**How to Apply:** Ground application only. Do not apply by air. **Water Volume:** Ground: 38 L/acre minimum.

## Application Tips

Allow a minimum of 7 days between applications. Do not make more than 3 applications per year. Do not apply more than 194 g per acre of Beleaf 50SG per season.

## How it Works

Fonicamid insecticide is a member of the pyridinecarboxamide class of chemistry. It specifically targets piercing and sucking pests. Both immature and adult stages begin to stop feeding within 30 minutes of application. The chemical works by contact or ingestion and disrupts the insect's nervous system, which leads to an inability to feed.

## Restrictions

**Rainfall:** Avoid application when heavy rain is forecast. **Pre-harvest Intervals:** Potato, alfalfa, non-grass animal feeds, faba bean, dry shelled bean: 7 days. **Re-entry:** Do not enter treated areas for 12 hours after application. **Re-cropping:** There are no plant-back restrictions for crops listed on the label. All other crops may be planted 30 days after the last application.

**Beleaf 50SG (cont'd)****Environmental Precautions**

Fonicamid is toxic to certain beneficial insects. Minimize spray drift to reduce harmful effects on beneficial insects in habitats next to the application site such as hedgerows and woodland.

**Toxicity**

Oral LD<sub>50</sub> (rats) > 2,000 mg/kg. Dermal LD<sub>50</sub> (rats) > 2,000 mg/kg. Toxic to certain beneficial insects.

**Storage**

Keep containers in a dry, cool and well-ventilated place. Store in original container only.

# Capture 240 EC

**Group 3A****Formulation**

Product	Company	Active ingredient	Formulation	Container size
Capture 240 EC (PCP# 31396)	FMC Corporation	Bifenthrin: 240 g/L	Emulsifiable concentrate	3.78 L

**Crops, Insects Controlled and Rates**

Crop	Insects controlled	Rate per acre	Staging and specific comments
Potato	Wireworm (at plant)	375 - 568 mL	Capture 240 EC may be applied once per year in potato. Apply as an in-furrow spray or T-band spray at the time of planting. Use low rates under light to moderate pest pressure and high rates under heavy pest pressure.

**Application Information**

**How to Apply:** Ground application only. Do not apply by air. **Water Volume:** Use sufficient water volume to ensure thorough coverage of potato pieces.

**How it Works**

Bifenthrin is a non-systemic, synthetic pyrethroid that works by contact and ingestion.

**Restrictions**

**Pre-harvest interval:** Potato – Do not apply within 21 days of harvest.

**Environmental Precautions**

Toxic to bees, aquatic organisms and small wild animals. Bees may be exposed through direct spray, spray drift, and residues on leaves, pollen and nectar in flowering crops and weeds. Minimize spray drift to reduce harmful effects on bees in habitats close to the application site.

**Toxicity**

Oral LD<sub>50</sub> (rats) = 262 mg/kg. Dermal LD<sub>50</sub> (rabbit) = > 2,000 mg/kg.

**Storage**

Store in original container in cool, dry, locked, well-ventilated location.

# Closer

Group 4C

## Formulation

Product	Company	Active ingredient	Formulation	Container size
Closer (PCP# 30826)	Corteva Agriscience	Sulfoxaflor: 240 g/L	Suspension concentrate	1 L

## Crops, Insects Controlled and Rates

Crop*	Insects controlled	Rate per acre	Specific comments
Potato, sugar beet	Aphid	20 - 60 mL	Do not make more than 2 applications per growing season. For Aphid: Do not apply more than 120 mL/acre per growing season.
	Leafhopper, tarnished plant bug	120 mL	
Corn, sorghum	Aphid	30 - 60 mL	For Leafhoppers and Tarnished plant bug: Do not apply more than 240 mL/acre per growing season. Minimum of 7 days between applications.

\* If Closer is used on a commodity that may be exported, information on acceptable US residue levels can be found on CropLife Canada's web site at [www.croplife.ca](http://www.croplife.ca)

## Application Information

**How to Apply:** Ground and aerial application. **Water Volume:** Ground: 40 L/acre. Aerial: 12 L/acre.

## Application Tips

Use proper application techniques to help ensure thorough spray coverage and correct dosage for optimum insect control. Do not apply during periods of dead calm. Avoid application of this product when winds are gusty.

## How it Works

Closer interacts with certain receptors in the insect's central nervous system. Target insects cease feeding within a few minutes of application.

## Restrictions

**Grazing:** No restrictions. **Pre-harvest Intervals:** Do not apply within 7 days of harvest. **Plant-back interval:** 30 day interval between the treatment of primary crops and the planting of secondary crops not on the label. **Re-entry:** Do not enter or allow entry into treated areas for 12 hours.

## Environmental Precautions

Toxic to bees exposed to direct treatment, drift or residues on flowering crops or weeds. Toxic to certain beneficial insects. Minimize spray drift to reduce harmful effects on beneficial insects in habitats next to the application site such as hedgerows and woodland. Apply early in the morning or late in the evening when bees are not active.

**Runoff:** The use of this chemical may result in contamination of groundwater, particularly in areas where soils are permeable (e.g. sandy soil) and/or the depth to the water table is shallow. To reduce runoff from treated areas into aquatic habitats, avoid application to areas with a moderate to steep slope, compacted soil or clay.

## Toxicity

Oral LD<sub>50</sub> (rats) = > 5,000 mg/kg. Dermal LD<sub>50</sub> (rats) = > 5,000 mg/kg.

## Storage

Store in a cool, dry place. Keep from freezing. Store this product away from food or feed.

# Clutch

Group 4

## Formulation

Product	Company	Active ingredient	Formulation	Container size
Clutch (PCP# 29382)	Valent Canada Inc. distributed by Nufarm Agriculture	Clothianidin: 50%	Water dispersible granules	680 g

## Crops, Insects Controlled and Rates

Crop	Insects controlled	Rate per acre	Specific comments
Potato	Colorado potato beetle	2.38 - 4.0 g/100 m row based on 90 cm row spacing	In-furrow application. Do not make more than one application per season. Do not follow a soil application with a foliar application of a Group 4 or 4A insecticide.
	Aphids, Colorado potato beetle, leafhoppers	28 - 42 g/acre	Foliar application. A maximum of 3 applications may be made per season. Do not make a foliar application of a Group 4 and 4A insecticide following a soil application of Clutch.

## Application Information

**How to Apply:** In-furrow application: Ground application only. **Foliar application:** Ground and aerial application.

**Water Volume:** Ground: Sufficient water volume to ensure thorough coverage. Aerial: 18 - 20 L/acre.

## Application Tips

For in-furrow and foliar applications, ensure thorough coverage by using sufficient water volume.

## How it Works

Clothianidin is a systemic chloronicotinyl insecticide. It protects the seed and developing plant from insect damage.

## Restrictions

This product is toxic to aquatic invertebrates, birds and small wild mammals. Toxic to bees exposed to direct treatment, drift or residues on flowering crops or weeds.

## Toxicity

Oral LD<sub>50</sub> (rats) = technical > 5,000. Toxic to bees.

## Storage

Store in a cool, dry and well ventilated area. Do not store or transport near feed or food.

# Concept

Group 3, 4

## Formulation

Product	Company	Active ingredient	Formulation	Container size
Concept (PCP# 29611)	Bayer CropScience	Imidacloprid: 75 g/L Deltamethrin: 10 g/L	Suspension	5.26 L

## Crops, Insects Controlled and Rates

Crop	Insects controlled	Rate per acre	Specific comments
Potato	Colorado potato beetle, aphids, leafhopper, potato flea beetle, tarnished plant bug, European corn borer (suppression)	260 mL	Apply once the target population has reached economic threshold. Repeat if pest population levels return to damaging levels. Minimum of 5 days between applications. Do not apply more than 3 applications per year.

## Registered Tank Mixes

None registered.

## Application Information

**How to Apply:** Ground application only. Do not apply by air. **Water Volume:** Ground: 40 L/acre minimum.

## How it Works

Imidacloprid is a systemic chloronicotinyl insecticide, and deltamethrin is a non-systemic synthetic pyrethroid that works by contact and ingestion.

## Application Tips

Thorough coverage of all plant parts is required for optimum performance.

## Restrictions

**Pre-harvest Intervals:** Potato: 7 days. **Re-entry:** Do not enter treated areas for 24 hours after application.

## Environmental Precautions

Highly toxic to fish and other aquatic organisms. Do not allow spray drift to come into contact with aquatic areas. Imidacloprid is toxic to bees. Do not apply where runoff is likely to occur.

## Toxicity

Oral LD<sub>50</sub> (rats) = 2,500 mg/kg. Dermal LD<sub>50</sub> (rabbits) = > 4,500 mg/kg. Toxic to honey bees directly exposed to Concept during application or Concept residues present on blooming crops or weeds.

## Storage

Do not store in or around the home. If stored for 1 year or longer, shake well before using. Do not store product below 0°C.

# Coragen

Group 28

## Formulation

Product	Company	Active ingredient	Formulation	Container size
Coragen (PCP# 28982)	FMC Corporation	Chlorantraniliprole: 200 g/L	Suspension	3.79 L, 6.0 L

## Crops, Insects Controlled and Rates

Crop	Insects controlled	Rate per acre	Specific comments
Cereals (barley, wheat, oat, rye, triticale, millet)*	Grasshoppers	50 - 101 mL	Begin applications when treatment thresholds have been reached. Do not make more than 3 applications per season. Do not apply more than once every 7 days.
	Cutworms	101 mL	
	Armyworm	101 - 150 mL	
	Fall armyworm		
	Beet armyworm		
Corn earworm			
European corn borer			
Corn - all types	Armyworm	101 - 151 mL	Time the application to coincide with peak egg hatch. Reapply if monitoring indicates it is necessary. Do not make more than 4 applications per season. Do not apply more than once every 3 days on seed corn or sweet corn. Do not apply more than once every 7 days on field corn or popcorn.
	Beet armyworm		
	Corn earworm/tomato fruitworm		
	European corn borer		
	Fall armyworm		
Variegated cutworm			
Western bean cutworm			
	Black cutworm	101 mL	
Potato	Colorado potato beetle	101 - 202 mL	Begin applications when treatment thresholds have been reached. For Colorado potato beetle, use the higher application rate under heavy pest pressure and/or when larger larvae are present. For control of the European corn borer, time the application to coincide with peak egg hatch. Scout for European corn borer by monitoring egg laying and egg hatch to determine application timing. Do not make more than 4 applications per season. Do not apply more than once every 3 days.
	Armyworm	101 - 151 mL	
	Beet armyworm		
	Corn earworm		
	European corn borer		
Fall armyworm			
Leafminers			
Variegated cutworm			
Alfalfa, clover*	Alfalfa weevil (suppression)	151 - 202 mL	Begin applications when treatment thresholds have been reached. Do not make more than one application per cutting.
	Beet armyworm	101 - 151 mL	
	Grasshoppers	50 - 101 mL	
Lentil Pea Chickpea Bean*	Cabbage looper	101 mL	For cutworm control, apply to foliage when rain is not expected in the next 24 hours. For optimal control, apply to smaller plants or when lower portions of the plant can receive adequate coverage. Do not make more than 4 applications per season. Do not apply more than once every 3 days.
	Cutworm		
	Armyworm	101 - 151 mL	
	Beet armyworm		
	Corn earworm		
European corn borer			
Fall armyworm			
Western bean cutworm			
	Grasshoppers	50 - 101 mL	Begin applications when thresholds have been reached. Thorough coverage is important to obtain control.

Crop	Insects controlled	Rate per acre	Specific comments
Grass forage fodder and hay fed to or grazed by livestock, all pasture and range grasses grown for hay and silage	Armyworm Fall armyworm Beet armyworm Corn earworm	101 - 151 mL	Begin applications when treatment thresholds have been reached. Do not make more than 4 applications per season. Do not apply more than once every 7 days.
	Grasshoppers	50 - 101 mL	
Canola Rapeseed Mustard Flax Sunflower Safflower Borage*	Diamondback moth (larvae)	50 mL	Begin applications when treatment thresholds have been reached. Thorough coverage is important to obtain optimum control. Do not make more than 3 applications per season. Do not apply more than once every 5 days. Pre-harvest interval: 1 day.
	Bertha armyworm	50 - 151 mL	
	Cabbage looper, imported cabbage worm, Swede midge, cutworms	101 mL	For early season cutworm control apply when rain is not expected for 24 hours. For optimum control apply to smaller plants or when lower portions of the plants can receive adequate coverage. Do not make more than 3 applications per season. Do not apply more than once every 5 days.
	Sunflower head moth	101 - 151 mL	Reduces damage caused by banded sunflower moth. Do not make more than 3 applications per season. Do not apply more than once every 5 days.
	Grasshoppers	50 - 101 mL	Begin applications when treatment thresholds have been reached. Thorough coverage is important to obtain optimum control. Do not make more than 3 applications per season. Do not apply more than once every 5 days. Pre-harvest interval: 1 day.
Sugar beet	Beet webworm	101 - 151 mL	Begin applications when thresholds have been reached. Thorough coverage is important to obtain control. Do not make more than 4 applications per season. Do not apply more than once every 3 days.

\*See label for complete list of crops that are registered for use with Coragen.

### Registered Tank Mixes

None registered. FMC supports the following mixes that are not on the Coragen label. Apply mixes according to the most restrictive use limitations for either product. Herbicides: Assure II, Barricade II, Refine M, Refine SG, Travallas, 2,4D Ester, 2,4D Amine, glyphosate, Liberty 150 SN, MCPA Ester, MCPA Amine, Muster Toss-N-Go. Fungicides: Acapela.

### Application Information

**How to Apply:** Ground and aerial application. **Water Volume:** Ground: 40 L/acre. Aerial: 20 L/acre.

### How it Works

Coragen moves into leaf tissue where it is available to chewing insects feeding on the leaf surface. Feeding on leaf tissues results in paralysis and death.

### Application Tips

Coverage is important to obtain optimum control. Refer to label for upper limits of Coragen allowed per crop group.

### Restrictions

Do not make a foliar application of Coragen for a minimum of 60 days following an in-furrow or soil application of seed or seed pieces treated with a Group 28 insecticide. **Rainfall:** Avoid application when heavy rain is forecast. **Pre-harvest Intervals:** Potato, field pea, lentil, bean, chickpea, oilseed crops, cereals, sugar beet: 1 day; Corn: 1 day for seed and sweet corn; 14 days for field corn and popcorn. Grass forage, alfalfa, clover: 0 days. **Re-entry:** Do not enter treated areas for 12 hours after application. **Re-cropping:** There are no rotational crop plant restrictions for this product.

**Coragen (cont'd)****Environmental Precautions**

Coragen is toxic to aquatic organisms. Do not apply this product directly to freshwater habitats. Refer to label for information on buffer zones. Do not contaminate irrigation or drinking water supplies or aquatic habitats by cleaning of equipment or disposal of wastes. **Runoff:** To reduce runoff from treated areas into aquatic habitats, avoid application to areas with a moderate to steep slope, compacted soil or clay. **Leaching:** The use of this product may result in contamination of groundwater, particularly in areas where soil is permeable (e.g. sandy soil) and/or the depth to the water table is shallow.

**Toxicity**

Oral LD<sub>50</sub> (rats) = > 5,000 mg/kg. Dermal LD<sub>50</sub> (rabbits) = > 5,000 mg/kg.

**Storage**

Store unused product in a cool, ventilated, dry, locked area.

# Cormoran

**Group 4, 15****Formulation**

Product	Company	Active ingredient	Formulation	Container size
Cormoran (PCP# 33353)	ADAMA Canada	Acetamiprid: 80 g/L Novaluron: 100 g/L	Emulsifiable concentrate	10.08 L

**Crops, Insects Controlled and Rates**

Crops	Insects controlled	Rate per acre	Specific comments
Potato	Colorado potato beetle	178 - 283 mL	For Colorado Potato Beetle, do not apply more than twice to a single generation and do not apply to successive generations. Do not apply more than once every 10 -14 days.
	Armyworms, cabbage looper	178 - 303 mL	
	Leafhoppers	198 - 303 mL	
	Aphids, European corn borer	263 - 303 mL	
Sweet corn	Aphids	202 - 283 mL	Begin applications when treatment thresholds have been reached.
Alfalfa (seed)	Alfalfa plant bugs, lygus bugs	303 - 364 mL	Apply prior to bloom up to the time when 50% of seedpods are ripe. Begin when adults and/or 4-5th instar nymphs have reached economic threshold levels.

**Registered Tank Mixes**

None registered.

**Application Information**

**How to Apply:** Ground application only. Do not apply by air. **Water Volume:** Ground: 80 L/acre.

**Application Tips**

Adequate spray coverage is essential to obtain optimum control. Use the higher rate for heavy infestations or dense foliage.

**How it Works**

Targets eggs and immature insect stages. Immature stages are unable to molt and as a result cannot develop into mature adults. Nicotinic receptor modulator – affects sucking pests systemically, which prevents them from being able to feed.



**Restrictions**

**Rainfall:** Do not apply when heavy rain is forecast. **Pre-harvest intervals:** Potato – 7 days; corn – 10 days; alfalfa – 14 days. **Grazing:** Alfalfa – do not graze treated fields. **Re-entry interval:** Potato, corn, alfalfa – 12 hours.

**Environmental Precautions**

Do not apply this product directly to freshwater habitats. Toxic to aquatic organisms and to non-target terrestrial plants. Observe buffer zones. Toxic to bees and certain beneficial insects. To reduce runoff from treated areas into aquatic habitats, avoid application to areas with moderate to steep slope, compacted soil or clay.

**Toxicity**

Acute oral LD<sub>50</sub> (rats) = 146 mg/kg. Dermal LD<sub>50</sub> (rats) = 1,980 mg/kg

**Storage**

Store in original container. Do not allow to freeze.

**Cygon 480 – Ag/Cygon 480 EC/Lagon 480 E****Group 1B****Formulation**

Product	Company	Active ingredient	Formulation	Container size
Cygon 480 EC (PCP# 9807)	IPCO	Dimethoate: 480 g/L	Emulsifiable concentrate	10 L
Cygon 480 - Ag (PCP# 25651)	FMC Corporation		Emulsifiable concentrate	10 L
Lagon 480 (PCP# 9382)	Loveland Products Canada		Emulsifiable concentrate	10 L

**Crops, Insects Controlled and Rates**

Field Crops	Insects controlled	Rate per acre	Pre-harvest interval (days)	Maximum allowable applications per season	Specific comments
<b>Alfalfa (seed and forage production)</b>	Aphids, leafhoppers, reduction of alfalfa weevil larvae, lygus bugs, plant bugs	172 mL	10	2	Use a water volume of at least 81 L/acre with ground equipment for blotch leafminers. Do not apply during bloom.
	Blotch leafminers	222 mL	10	1	
	Grasshoppers-nymphs	222 mL	10	1	
	Grasshoppers-adults	344 - 364 mL	10	2	
<b>Alfalfa (seed production only)</b>	Lygus plant bug, plant bug	445 mL	28	1	
<b>Canola</b>	Aphids, leafhoppers, grasshoppers	344 - 364 mL	21	3	The higher rate should be used when the proportion of mature and late nymphal stages in the population are high and spray penetration is inhibited by dense crop canopy.
<b>Cereals: barley, oats, wheat</b>	Aphids	172 mL	2	2	
	Thrips	405 mL	35	2	
<b>Cereals: wheat only</b>	Wheat midge Russian wheat aphid*	405 mL	35	2	For wheat midge control, applications should be made during the late afternoon or evening when air temperature exceeds 15°C and wind speed is less than 10 km/h.
<b>Flax</b>	Potato aphid	174 mL	21	1	Apply from late flowering to early green bole stage.

**Cygon 480 – Ag/Cygon 480 EC/Lagon 480 E (cont'd)**

Field Crops	Insects controlled	Rate per acre	Pre-harvest interval (days)	Maximum allowable applications per season	Specific comments
Pea (canning/field)	Aphids	111 - 172 mL	3	2	Do not graze or feed for forage for 21 days after last application.
Safflower	Grasshoppers (nymphs and adults)	222 - 405 mL	21	2	Apply when grasshoppers are young or signs of insect damage are evident.
Clover (sweet, red, alsike)	Sweet clover weevil	344 - 445 mL	28	2	
Pastures, waste areas	Grasshoppers-nymphs	222 mL	2	2	
	Grasshoppers-adults	344 - 405 mL	7	2	
Potato	Aphids, leafhoppers	222 - 445 mL	7	3	
Soybean	Aphids, bean beetles, leafhoppers, tarnished plant bugs, lygus bugs	283 - 405 mL	30	3	Apply by ground or aerial equipment. Use sufficient water for good coverage. Repeat applications as necessary. Do not feed or graze treated foliage to livestock.
	Spider mites (Two-spotted)	405 mL	30	2	Apply by ground or aerial equipment. Use sufficient water for good coverage. Repeat applications as necessary. Do not feed or graze treated foliage to livestock.

\*Control: Cygon 480 EC, Lagon 480 E. Suppression: Cygon 480 – Ag.

**Registered Tank Mixes**

None registered.

**Application Information**

**How to Apply:** Ground and aerial application. **Water Volume:** Ground: 80 - 120 L/acre. Aerial: 4.5 - 9 L/acre minimum.

**Application Tips**

Products should be applied when the pests first appear and repeated as infestation warrants. Use higher rates for adult insects, heavy infestation or dense canopy. Do not apply foliar spray during the heat of the day or when temperatures are exceedingly high.

**How it Works**

Dimethoate is a broad-spectrum systemic and contact organophosphate insecticide and acaricide.

**Restrictions**

**Rainfall:** No rainfastness information is listed on the product label. **Re-cropping:** No information is specified on the label. **Pre-harvest Intervals:** See above table.

**Environmental Precautions**

Dimethoate formulations are highly toxic to aquatic organisms. Avoid contamination of aquatic systems during application. Do not contaminate these systems through direct application, disposal of waste or cleaning equipment.

**Toxicity**

Oral LD<sub>50</sub> (rats) = 425 - 800 mg/kg. Toxic to bees. Do not use when bees are foraging.

**Storage**

Store between 4°C and 30°C, away from feed and food. Do not expose to direct sunlight.

# Decis 5 EC/Poleci 2.5 EC

Group 3

## Formulation

Product	Company	Active ingredient	Formulation	Container size
Decis 5 EC (PCP# 17734)	Bayer CropScience	Deltamethrin: 50 g/L	Emulsifiable concentrate	2.4 L, 9.6 L
Poleci 2.5 EC (PCP# 32447)	Sharda CropChem Ltd.	Deltamethrin: 25 g/L	Emulsifiable concentrate	4.8 L

## Crops, Insects Controlled and Rates

Crops	Insects controlled	Rate per acre Decis	Rate per acre Poleci 2.5 EC	Specific comments
<b>Alfalfa (seed production only)</b>	Alfalfa weevil, lygus bugs, grasshoppers	80 - 100 mL	160 - 200 mL	Use the higher rate when the alfalfa weevil is present. Apply in 40 - 120 L/acre water. Do not make more than 1 application per year.
<b>Corn (field)</b>	European corn borer	100 - 120 mL	200 - 240 mL	Apply when egg masses begin to hatch, but no later than when the first pinhole feeding is seen on the leaves. Apply in minimum of 97 L/acre of water. Do not apply more than 3 times per year.
<b>Potato</b>	Colorado potato beetle, leafhopper, potato flea beetle, tarnished plant bug	60 mL	120 mL	Apply when insects are present or signs of insect feeding are evident. Repeat as necessary to a maximum of 3 applications per year as a ground application. Maximum of 2 applications if applied by air.
<b>Canola, rapeseed, mustard</b>	Beet webworm, flea beetle, Bertha armyworm, clover cutworm, diamondback moth (larvae), grasshopper, swede midge	60 mL	120 mL	Application should be made when the insects are actively feeding. Maximum 3 applications per season. Do not apply more than 202 mL/acre/season. Allow a 7-day interval between treatments by ground application. Maximum of 1 application/year via aerial application.
	Lygus bugs	60 mL	120 mL	Apply once per season when lygus bugs are seen feeding on the buds, flowers and developing pods.
	Cabbage seedpod weevil	80 mL	160 mL	Apply once per season when adults are seen on flowerbuds or developing pods.
<b>Wheat, barley, oats, flax, lentil</b>	Cutworm, clover cutworm (flax only), beet webworm (flax only)	80 mL	160 mL	Apply once per season when larvae are present and feeding. Do not disturb soil after application.
	Grasshoppers	60 mL	120 mL	Apply when the grasshoppers are in the 2 - 4 nymphal stage.
<b>Sugar beet</b>	Cutworm	80 mL	160 mL	Apply once per season when larvae are present and feeding. Do not disturb soil after application.
<b>Sunflower</b>	Sunflower beetles	40 mL	80 mL	Apply when sunflower is at the cotyledon to 2 leaf stage. Apply once per season.
<b>Rangeland, pasture and roadsides</b>	Grasshoppers	60 mL	120 mL	Apply when the grasshoppers are in the 2 - 4 nymphal stage. The higher rate should be used when the proportion of mature and late nymphal stages in the population are high. Do not apply more than 3 times per year.

**Decis 5 EC/Poleci 2.5 EC (cont'd)****Registered Tank Mixes**

**Decis/Poleci:** Puma Advance, Pardner, Buctril M, Banvel, MCPA, 2,4-D. When in a tank mix, the spray mixture must be constantly agitated throughout application. Do not allow the spray mixture to stand in the spray tank for more than 4 hours after mixing. Tank mixes with Puma Advance or Puma Advance plus Buctril M are for use in spring and durum wheat only.

Bayer CropScience also supports the following mixes that are not on the Decis label. Apply mixes according to the most restrictive use limitations for either product: Herbicides: glyphosate, Odyssey and Solo. Fungicides: Headline, Lance, Tilt. When a tank mix is used, the labels of the tank mix partners are to be consulted.

**Application Information**

**How to Apply:** Ground and aerial application with the exception of alfalfa and corn, which require ground application only. **Water Volume:** Ground: Alfalfa - 40 - 120 L/acre; Field corn - 100 L/acre minimum; Potato - 80 - 200 L/acre, Canola, mustard - 40 L/acre; Cereals - 40 - 80 L/acre; Sugar beet - 40 L/acre. Aerial: 4.4 - 8.8 L/acre.

**Application Tips**

Best control is achieved by morning or evening applications. Do not spray under a strong temperature inversion or when temperature exceeds 25°C. With severe flea beetle and grasshopper infestations, spray fence rows and a 15 metre strip into adjacent fields.

**How it Works**

Deltamethrin is a non-systemic, synthetic pyrethroid that works by contact and ingestion. Speed of kill depends on target insect and environmental conditions. Death can occur within 2 hours.

**Restrictions**

**Rainfall:** Do not apply within 1 hour of rain. **Grazing:** Beef and dairy cattle may graze treated fields immediately after application. **Pre-harvest Intervals (Days):** alfalfa (20), barley (40), canola (7), flax (40), lentil (30), mustard (7), oats (31), potato (3), sunflower (70), wheat (40), sugar beet (100).

**Environmental Precautions**

Decis is toxic to fish and aquatic organisms. Overspray or drift into aquatic areas must be avoided. Do not apply where streams, lakes, ponds or water used by livestock or for domestic purposes may be contaminated. Maintain a minimum 15-metre buffer for ground application and a minimum 100-metre buffer for aerial application. Applications should not be made when wind or rain could favour drift or runoff into lakes and ponds.

**Toxicity**

Oral LD<sub>50</sub> (rats) Decis = 395 mg/kg. Toxic to bees and other beneficial insects. Do not apply when bees are foraging.

**Storage**

Do not store below freezing. Do not store near feed or food. If stored for one year or longer, shake well before using. Keep away from heat, sparks and open flames.

# Delegate

Group 5

## Formulation

Product	Company	Active ingredient	Formulation	Container size
Delegate (PCP# 28778)	Corteva Agriscience	Spinetoram: 25%	Wettable granules	840 g

## Crops, Insects Controlled and Rates

Crops	Insects controlled	Rate per acre	Specific comments
Potato	Colorado potato beetle	65 - 97 g	Time application for egg hatch or small larvae. Maximum 3 applications per year with a minimum retreatment interval of 7 days.
	European corn borer	65 g	Time application to coincide with peak egg hatch. Maximum 3 applications per year with a minimum retreatment interval of 7 days.
Wheat, barley, oats, rye	Armyworm	40 - 81 g	Apply when economic thresholds dictate. Maximum 3 applications per year with a minimum retreatment interval of 5 days.
Field corn	European corn borer Western bean cutworm	48 - 85 g	Time application for egg hatch or small larvae. Maximum 3 applications per year with a minimum of 5 days between applications.
Soybean	Armyworm	40 - 80 g	Time application to target small larvae. Maximum 3 applications per year with a minimum of 5 days between applications.

## Application Information

**How to Apply:** Ground and aerial application. Ground: all crops listed above. Aerial: Potato and corn (field, sweet, seed, popcorn) only.

## Application Tips

Apply in sufficient water volume to cover the entire plant using a combination of nozzles and pressure designed to deliver thorough, even coverage. Do not apply through irrigation systems.

## How it Works

Spinetoram affects the insect nervous system. It works through ingestion or contact with the target insects. Target insects cease feeding within a few minutes, although death may take a few days.

## Restrictions

**Pre-harvest Intervals (days):** Wheat, barley, oats, rye: (21); Potato (7); Soybean (3); Field corn (28); Corn harvested for forage (7). **Re-entry:** Do not enter treated field for 12 hours. **Grazing:** No restrictions.

## Environmental Precautions

Delegate is toxic to bees, small mammals, aquatic organisms, non-target terrestrial plants, and may be toxic to certain beneficial insects exposed to direct treatment, drift, or residues on flowering crops or weeds. Do not apply this product to flowering crops or weeds if bees are visiting the treatment area. Minimize spray drift to reduce harmful effects on bees, and other beneficial insects or small mammals in habitats next to the application site, such as hedgerows and woodlands. **Runoff:** To reduce runoff from treated areas into aquatic habitats, avoid application to areas with a moderate to steep slope, compacted soil, or clay.

## Toxicity

Oral LD<sub>50</sub> (rats) = > 5,000 mg/kg. Dermal LD<sub>50</sub> (rats) = > 5,000 mg/kg. Toxic to bees.

## Storage

Store in a cool, dry place. Keep from freezing.

# Dibrom Insecticide

Group 1B

## Formulation

Product	Company	Active ingredient	Formulation	Container Size
Dibrom Insecticide (PCP# 7442)	Loveland Products Canada	Naled: 900 g/L	Emulsifiable concentrate	3.78 L

## Crops, Insects Controlled and Rates

Crops	Insects controlled	Rate per acre	Specific comments
Alfalfa, clover, vetch	Aphids, leafhoppers, lygus bug	425 - 850 mL	Ground and aerial application. When using the maximum rate of 850 mL/acre must limit the area treated to 200 ha (494 acres) per day.
Bean (dry or field) pea (processing)	Alfalfa looper, aphids, red spider mites	425 - 850 mL	Ground and aerial application. Workers using the maximum rate of 850 mL/acre must limit the area treated to 200 ha per day.
Potato	Colorado potato beetle, leafhoppers, flea beetles	425 mL	Ground and aerial applications.
Sugar beet	Red spider mites, leafhoppers	850 mL	Ground application only. Do not apply to food or forage crops within 5 days of harvest or grazing.
Rangeland, field areas and pastures	Grasshoppers – nymphs	215 - 332 mL	Ground and aerial application. Animals may be present during treatment. If animals must be handled within 48 hours of application, wear chemical resistant gloves.
	Grasshopper – adults	271 - 389 mL	

## Application Information

**How to Apply:** Ground and aerial application with the exception of sugar beet, which require ground application only.

**Water Volume:** Ground: 40 - 120 L/acre. Aerial: 4 - 12 L/acre.

## Application Tips

Thorough coverage required. Do not apply when temperature is over 32°C.

## How it Works

Naled is a contact insecticide.

## Restrictions

**Grazing:** Do not apply to food or forage crops within 4 days of harvest or grazing, unless otherwise specified.

**Re-entry:** Do not allow worker entry into treated areas (outdoor or indoor) for 48 hours following application. If animals must be handled within 48 hours of application, wear chemical resistant gloves.

## Environmental Precautions

This product is toxic to fish, birds and other wildlife. Keep out of any body of water. Do not contaminate water when cleaning equipment or disposing of wastes.

## Toxicity

Oral LD<sub>50</sub> (female rats) > 235 mg/kg (technical). Dermal LD<sub>50</sub> (rabbits) > 5,050 mg/kg (technical).

Toxic to bees. Avoid application during periods of bee activity.

## Storage

Do not use or store near heat or open flame. Store in a cool, dry place.

# Eco Bran

Group 1A

## Formulation

Product	Company	Active ingredient	Formulation	Container Size
Eco Bran (PCP# 25185)	Peacock Industries	Carbaryl: 2%	Granules	20 kg

## Crops, Insects Controlled and Rates

Crops	Insects controlled	Rate	Specific comments
Wheat, oats, rye	Grasshopper	20 - 40 g/100 m <sup>2</sup>	Apply when pest emergence is at its peak and populations are above the economic threshold. The higher rate should be used for older grasshoppers or severe infestations.
Barley			
Corn (field and sweet)			
Canola			
Bean			
Alfalfa, clover			
Field borders, headlands, rights-of-way, roadsides, wastelands			

## Application Information

**How to Apply:** Ground application only. Do not apply by air. Broadcast applications may be made with spreaders, hand applicators or by hand.

## Application Tips

Timing is essential for effective control.

## How it Works

A carbamate insecticide that works by ingestion. Moderate to rapid in speed of action with moderate to long residual effectiveness (2 days to 4 weeks) depending on crop/pest complex, formulation and climatic conditions.

## Restrictions

**Rainfall:** Do not apply just before rain. **Grazing:** May be used in pastures while beef cattle are grazing.

**Pre-harvest Intervals (Days):** Barley (28); canola (treat only seedlings), bean (5), oats, rye, wheat (14), field corn, sweet (1), alfalfa, clovers (2), forage crops (2), field borders, headlands, rights-of-way; roadsides, wasteland (0).

**Livestock Re-entry Period to Pasture or Rangeland (Days):** Beef cattle or other livestock (1), dairy cattle (2).

## Environmental Precautions

Do not allow product to contaminate feed troughs or drinking water. Do not apply within 50 metres of sloughs, ponds, streams, dugouts or open water. Apply when winds are between 3 - 8 km/h and do not favor drift.

## Toxicity

Oral LD<sub>50</sub> (rats) = 540 mg/kg.

## Storage

Store apart from food and feeds.

# Harvanta 50SL

Group 28

## Formulation

Product	Company	Active ingredient	Formulation	Container size
Harvanta (PCP# 32889)	ISK Biosciences distributed by Belchim Crop Protection Canada	Cyclaniliprole: 50 g/L	Suspension	3.79 L

## Crops, Insects Controlled and Rates

Crops	Insects controlled	Rate per acre	Specific comments
Potato	Colorado potato looper Cabbage looper Beet armyworm Bertha armyworm Fall armyworm Potato psyllid (suppression)	323 - 485 mL	Thorough coverage is required to achieve best results. Use the higher rate for high pest pressure.

## Registered Tank Mixes

None registered.

## Application Information

**How to Apply:** Ground and aerial application **Water Volume:** .Ground: 80 L/acre minimum. Aerial: 20 L/acre minimum.

## Application Tips

Do not exceed three applications per growing season. Do not exceed 1.45 L/acre per year.

## How it Works

Harvanta moves into leaf tissue where it is available to chewing insects feeding on the leaf surface. Feeding on leaf tissue results in paralysis and death.

## Restrictions

**Rainfall:** Avoid application when heavy rain is forecast. **Pre-harvest interval:** Potato – 7 days.

## Environmental Precautions

Toxic to bees. Avoid application during the crop blooming period. **Runoff:** Avoid applications with a moderate to steep slope, compacted soil or clay. **Leaching:** The use of this product may result in contamination of groundwater where soils are permeable and/or depth to water table is shallow.

## Toxicity

Acute oral LD<sub>50</sub> (rats) = > 2,000 mg/kg. Dermal LD<sub>50</sub> (rats) = > 2,000 mg/kg.

## Storage

Keep product in original container during storage. Store in a cool, dry well ventilated storage facility.



# Imidan WP Insecticide

Group 1B

## Formulation

Product	Company	Active ingredient	Formulation	Container size
Imidan WP Insecticide (PCP# 29064)	Gowan Company	Phosmet: 70%	Wettable powder	2.265 kg (5 x 0.453 kg)

## Crops, Insects Controlled and Rates

Crops	Insects controlled	Rate per acre	Specific comments
Alfalfa	Alfalfa weevil, alfalfa blotch leafminer	648 g	Do not apply during bloom. Do not apply more than once per cutting or within 7 days of harvest. Do not make more than 3 applications per season.
Potato	Colorado potato beetle, potato flea beetle, potato leafhopper, potato aphid	648 g	Do not apply within 7 days of harvest. Maximum of 5 applications per season.

## Application Information

**How to Apply:** Ground application only. Do not apply by air. **Water Volume:** Apply in sufficient water to provide good coverage.

## Application Tips

Imidan is packaged in water-soluble sachets that are to be dropped into the spray tank unopened. Do not use in low-volume, gear-type spray equipment. Do not apply during periods of dead calm or when winds are gusty.

## How it Works

Phosmet is a non-systemic, contact, organophosphorous insecticide.

## Restrictions

**Re-entry:** 5 days.

## Environmental Precautions

Imidan is toxic to birds, small wild mammals and aquatic organisms. Do not apply within 15 metres of sloughs, ponds, streams, dugouts or open water. **Runoff:** To reduce runoff from treated areas into aquatic habitats, avoid application to areas with a moderate to steep slope, compacted soil or clay. Avoid application when heavy rain is forecast.

## Toxicity

Oral LD<sub>50</sub> (rats) = 285 mg/kg. Toxic to bees.

## Storage

Store above 0°C. Keep water soluble sachets in their protective container and store in a cool, dry place.

# Lannate

Group 1A

## Formulation

Product	Company	Active ingredient	Formulation	Container size
Lannate (PCP# 10868)	Corteva Agriscience	Methomyl	Soluble powder	225 g

## Crops, Insects Controlled and Rates

Crops	Insects controlled	Rate per acre	Specific comments
Pea	Alfalfa looper, pea aphids	200 g	Ground applications only.
Corn (sweet)	Aphids, corn earworm	175 - 250 g	Ground applications. Corn earworm: Apply 3 sprays at 2-4 day intervals, beginning when 25% of the ears show silk. European corn borer: Apply at 5-day intervals when egg masses begin to hatch, but no later than when the first feeding damage is seen on leaves.
	European corn borer	253 g	

## Application Information

**How to Apply:** Ground and aerial application. See above table for details. **Water Volume:** Ground: 40 - 140 L/acre. Aerial: 9 L/acre minimum.

## Application Tips

Apply when insects are causing economic damage; continue applications at 5 - 7 days intervals or as needed. Apply the low rates on small plants, small insects and light insect infestations. Use 1 to 3 applications of the highest recommended rate for controlling severe infestations. Early morning or late evening application times are recommended.

## How it Works

A carbamate insecticide that works by contact and ingestion and has some systemic action. Rapidly degraded in green, growing plants; short-term residual.

## Restrictions

**Pre-harvest Intervals (days):** pea (1); sweet corn (3).

## Environmental Precautions

This product is toxic to fish, birds and other wildlife. Keep out of any body of water. Do not apply where runoff is likely to occur. Do not apply when weather conditions favour drift from areas treated.

## Toxicity

Oral LD<sub>50</sub> (rats) = technical 17 - 24 mg/kg. Toxic to bees.

## Storage

Store product in original container only. Store away from other pesticides, fertilizer, food or feed. Do not allow product to freeze.

# Lorsban NT/Pyrinex/Nufos/Citadel/ Warhawk 480 EC/Sharphos

Group 1B

## Formulation

Product	Company	Active ingredient	Formulation	Container size
Lorsban NT (PCP# 29650)	Corteva Agriscience	Chlorpyrifos: 452 g/L	Emulsifiable concentrate	10 L, 208 L
Nufos 4E (PCP# 25831)	FMC Corporation	Chlorpyrifos: 480 g/L		10 L, 115 L, 208 L
Pyrinex 480 EC (PCP# 23705)	ADAMA Canada			10 L, 208 L
Citadel 480 EC (PCP# 27479)	IPCO			10 L, 115 L
Warhawk 480 EC (PCP# 29984)	Loveland Products Canada			10 L, 205 L
Sharphos (PCP# 32768)	Sharda CropChem Ltd.			10 L

## Crops, Insects Controlled and Rates

Crops	Stage	Insects controlled	Rate per acre
Barley, oats, wheat	Soil or foliage	Armyworm (including Bertha armyworm), army cutworm, darksided cutworm, pale western cutworm, redbacked cutworm	355 - 485 mL
		Brown wheat mite	250 mL
		Grasshoppers – nymphs	235 mL*
		Grasshoppers – adults	355 mL
		Russian wheat aphids	202 mL
Wheat	Foliage	Wheat midge	335 - 405 mL
Canola	Soil or foliage	Army cutworm, darksided cutworm, pale western cutworm, redbacked cutworm, variegated cutworm	355 - 485 mL
Canola	Foliage	Alfalfa looper, armyworm, Bertha armyworm	305 - 405 mL
		Diamondback moth (larvae)	405 - 607 mL
		Lygus bugs	202 - 405 mL
		Grasshoppers	235 - 355 mL
Field corn, sweet corn	Seedling: 2- 5 leaf	Black cutworm, dark-sided cutworm, red-back cutworm	485 - 970 mL
	Soil: Pre-plant	Black cutworm, dark-sided cutworm, red-back cutworm	970 mL
Flax	Soil or foliage	Army cutworm, darksided cutworm, pale western cutworm, redbacked cutworm, variegated cutworm, armyworm	355 - 485 mL
		Bertha armyworm	305 - 405 mL
Sunflower	Soil or foliage	Army cutworm, pale western cutworm, redbacked cutworm	485 mL
Lentil	Soil or foliage	Pale western cutworm	354 - 485 mL
		Grasshoppers	234 - 485 mL
Potato	Soil or foliage	Colorado potato beetle (larvae), potato flea beetle, tarnished plant bug	404 mL
		Black cutworm, darksided cutworm, redback cutworm	Soil: 970 mL Seedling: 485 - 970 mL
Sugar beet	Soil or seedling	Pale western cutworm, redbacked cutworm	485 - 970 mL

\*Not registered for Warhawk 480 EC.

## Lorsban NT/Pyrinex/Nufos/Citadel/Warhawk 480 EC/Sharphos (cont'd)

### Registered Tank Mixes

Citadel, Lorsban NT, Sharphos and Pyrinex may be tank mixed with 2,4-D amine and ester, Avenge, Banvel II + 2,4-D amine, Buctril M, MCPA amine and ester. Warhawk, Nufos may be tank mixed with Avenge, Banvel II, 2,4-D amine and ester, MCPA amine and ester, Buctril M. Logic M can be tank mixed only with Citadel.

**Caution:** When tank mixing, always add the herbicide to the spray tank first and then add the chlorpyrifos insecticide.

### Application Information

**How to Apply:** Ground and aerial application (unless otherwise specified on the label).

**Water Volume:** Ground: 20 - 80 L/acre. Aerial: 4 - 12 L/acre minimum.

### Application Tips

Uniform coverage of crop is essential: use a boom configuration that provides optimum coverage. Use higher rates when infestations are heavy and when foliage is dense.

**Bertha armyworm, and armyworm:** Use higher rate for large larvae and when canopy is dense.

**Cutworms:** Higher rates and water volumes when the top 1 cm of soil surface is extremely dry or when the infestation is heavy.

**Foliage treatments:** When spraying crops near maturity, an application system that gives maximum penetration of the crop canopy is necessary to get good insect kill. Do not apply to crops in bloom. Best results will be obtained when application is made during early evening. Avoid application under hot temperatures. Do not apply to plants under extreme drought stress.

### How it Works

Chlorpyrifos is a broad-spectrum, non-systemic and contact organophosphate insecticide and acaricide.

### Expected Results

Insects must come in direct contact with the insecticide to be affected. Degrades on foliage by weathering, and a significant kill of insects eating treated foliage may not last beyond 48 hours after treatment. Somewhat more persistent in soil; control of soil-dwelling insects may be more durable.

### Restrictions

**Rainfall:** Foliar treatments: should be made 4 - 6 hours before forecast rainfall. Soil treatment: should not be applied if heavy rainfall is forecast. **Grazing:** Cereals grown for cover crop treated with chlorpyrifos insecticide should not be harvested for human or animal consumption if treated within 60 days of harvest. **Pre-harvest Interval (Days):** Barley, oats, wheat (60), canola (21), corn – field and sweet only (70), flax (21), lentil (21 days for applications up to 354 mL/acre), (60 days for applications greater than 354 mL/acre), potato (7), sugar beet (90), sunflowers (42).

**Re-entry:** Do not enter treated field for at least 24 hours after application. **Re-cropping:** No information is specified on the label. **Maximum Allowable Applications:** Barley, oats, wheat, canola, corn, flax, lentil, sunflower, potato – do not apply more than once per season. See label for restrictions on other crops.

### Environmental Precautions

Chlorpyrifos is toxic to birds and wildlife and extremely toxic to fish and aquatic organisms. Do not apply directly to water. Drift and runoff from treated areas may be hazardous to aquatic organisms in adjacent aquatic sites.

**Runoff:** To reduce runoff from treated areas into aquatic habitats, consider the characteristics and conditions of the site before treatment. **Leaching:** Binds to organic matter in soil. As a result it is less likely to leach in soils with adequate organic matter levels.

### Toxicity

Oral LD<sub>50</sub> (rats) formulation = 200 - 776 mg/kg. Toxic to bees.

### Storage

Keep away from heat, sparks and open flame. Do not store above 38°C for extended periods of time. Keep away from food, drinks and animal feed.

# Mako/Ship 250 EC

Group 3

## Formulation

Product	Company	Active ingredient	Formulation	Container size
Mako (PCP# 30316)	Belchim Crop Protection Canada	Cypermethrin: 407 g/L	Emulsifiable concentrate	1 L
Ship 250 EC (PCP# 32563)	Sharda CropChem Ltd.	Cypermethrin: 250 g/L	Emulsifiable concentrate	3.79 L

## Crops, Insects Controlled and Rates

Crop	Insects controlled	Rate per acre Mako	Rate per acre Ship 250 EC	Specific comments
Wheat, barley, canola, headlands, roadsides, summerfallow	Grasshoppers	20 - 28 mL	NR*	Apply during early stage of insect development - up to the fourth instar (approximately 15 mm and before wing development). Use the higher rate for older insects or severe infestations. Ground application only.
Corn	European corn borer	71 mL	113 mL	For control of corn borer, apply when egg masses begin to hatch but no later than when first feeding is seen on foliage. For second brood borers in late planting, apply before tassels show. For control of corn earworm, spray directly to ensure good coverage of ears and silks.
	Corn earworm	71 mL	NR*	
Canola	Bertha armyworm	Ground: 28 mL Air: 36 mL	80 -113 mL	Apply when insects or signs of insect feeding first appear. Repeat treatment as necessary.
	Flea beetle	20 mL	56 mL	Apply when insects or signs of insect feeding first appear. Repeat treatment as necessary. Ground application only.
Sunflower	Sunflower beetle, sunflower seed weevil	28 mL	40 mL	Apply when insects or signs of insect feeding first appear. A second treatment may be required after 5 days.
Potato	Colorado potato beetle, flea beetles, leafhoppers	Ground: 25 - 50 mL Air: 50 mL	56 mL	Apply when insects or signs of insect feeding are present. Use the high rate for severe infestations.
Potato, wheat, barley	Cutworms Variegated (climbing cutworms) – potato only	71 mL	NR*	Mako will only control climbing cutworms (potato only) or cutworms that surface to feed. Ground application only.

\*Not registered for Ship 250 EC.

## Application Information

**How to Apply:** Ground and aerial application. **Water Volume:** Ground: Corn, potato: 120 - 202 L/acre. Cutworms: 80 - 200 L/acre. Other crops: Minimum of 45 L/acre. Aerial: Canola (Bertha armyworm), corn (European corn borer), potato (Colorado potato beetle, flea beetles, leafhoppers and tarnished plant bug), sunflowers (sunflower beetle): 4.5 - 9.0 L/acre.

## Application Tips

Ensure uniform application. For grasshopper control, avoid spraying when air temperatures are above 25°C. For cutworm control, spray under warm, moist conditions, and do not disturb the soil surface for at least 5 days.

**Mako/Ship 250 EC (cont'd)****How it Works**

Mako is a synthetic pyrethroid insecticide. It works by contact and stomach action.

**Restrictions**

**Grazing:** Do not graze the treated crops or cut for hay; there are not sufficient data to support such use.

**Pre-harvest Intervals (days):** Wheat (30), barley (45), canola (30), sunflower (70), potato (7), corn (5).

**Maximum applications per season:** See label for specific crop and use information.

**Environmental Precautions**

Mako/Ship 250 EC is highly toxic to aquatic organisms, including fish. An untreated border of 15 metres for ground applications and 100 metres for aerial applications must always be left around environmentally sensitive areas such as sloughs, streams, rivers, dugouts and wetlands.

**Toxicity**

Oral LD<sub>50</sub> (rats) = 542 mg/kg. Toxic to bees.

**Storage**

Store in a heated chemical shed.

# Malathion

**Group 1B****Formulation**

Product	Company	Active ingredient	Formulation	Container size
Malathion 500 EC (PCP# 5821)	IPCO	Malathion: 500 g/L	Emulsifiable concentrate	10 L
Malathion 85 E (PCP# 8372)	Loveland Products Canada	Malathion: 85%		10 L
Malathion 95 ULV (PCP# 25638)	Loveland Products Canada	Malathion: 96.5%		205 L
Malathion Grain Protector Dust (PCP# 15896)	Loveland Products Canada	Malathion: 2%	Dust	15 kg

**Crops, Insects Controlled and Rates**

Crops	Insects controlled	Rates per acre		
		Malathion 500	Malathion 85 E	Malathion 95 ULV
Alfalfa	Alfalfa weevil larvae, aphids, grasshoppers, leafhoppers, lygus bugs, spider mites, spittlebugs (adult)	0.81 - 1.2 L	0.45 - 0.54 L	0.45 L (alfalfa weevil larvae only)
	Alfalfa blotch leafminer	1.2 L	0.54 L	
Flax	Grasshoppers	0.45 - 0.69 L	0.22 - 0.35 L	
Barley, oats, rye, wheat	Armyworms, English grain aphids, greenbugs, winter grain mites	0.61 - 0.81 L	0.45 - 0.54 L	0.17 - 0.22 L (armyworms only)
	Grasshoppers	0.69 L		
	Cereal leaf beetle	0.22 - 0.45 L	0.44 L	0.11 - 0.22 L

Crops	Insects controlled	Rates per acre		
		Malathion 500	Malathion 85 E	Malathion 95 ULV
Bean	Aphids, leafhoppers, Mexican bean beetle, spider mites	0.57 - 1.2 L	0.3 - 0.54 L	
	Marmorated stink bug (suppression)		0.54 L	
Canary grass (seed production)	Aphids		0.27 L	
Canola, mustard	Flea beetles, grasshoppers	0.45 - 0.69 L	0.22 - 0.35 L	
	Diamondback moth (larvae)	0.22 - 0.34 L	0.11 - 0.17 L	0.11 - 0.17 L (canola)
Clover	Aphids, grasshoppers, leafhoppers, spider mites		0.45 - 0.54 L	0.22 L (greenworms)
Clover (sweet)	Sweet clover weevil	0.57 - 1.01 L	0.3 - 0.49 L	
Corn (grain/forage)	Earworms, European corn borers		0.45 - 0.54 L	
Lentil	Grasshopper	0.69 L	0.34 L	
	Marmorated stink bug (suppression)		0.34 L	
Pea	Pea aphid, leafhoppers, pea weevil, spider mites, marmorated stink bug (suppression)		0.45 L	
Pasture and rangeland	Grasshopper		0.34 L (pasture/rangeland) 0.4 - 0.6 L (alfalfa)	0.22 - 0.34 L
Potato	Aphids, leafhoppers, Colorado potato beetles, spider mites	0.57 - 0.81 L	0.3 - 0.45 L	
Sugar beet	Flea beetle		0.22 L	

## When to Apply

### Foliar spray

**Legumes:** When economic thresholds are reached. Do not apply to legumes in bloom. **Sweet clover:** Spray field margins of first-year clover in late summer or early fall when migration of weevil adults is occurring. **Canola, Flax:** When bees are absent from field and temperatures is above 18°C. **Sugar Beet:** At 3 - 5 leaf stage when insects or damage first appears.

**Stored grain treatments:** To be used only for stored cereal grains and corn. As grain is being loaded or turned into final storage. Surface protectant – immediately after grain is loaded into storage.

**Storage protectant:** Prior to filling of grain storage structures.

Crop	Insects controlled	Liquid (per 1,000 kg grain)	2.0% Dusts (per 1,000 kg grain)
Barley	Confused flour beetle, flat grain beetle, grain mites, granary weevil, Indian meal moth, lesser grain borers, red flour beetle, rice weevil, rusty grain beetle, saw-toothed grain beetle	12 g	520 g
Corn		10 g	–
Oats		17 g	735 g
Rye		10 g	450 g
Wheat		10 g	415 g
Barley, corn, oats, rye, wheat	Indian meal moth	300 mL/100m <sup>2</sup> of grain surface	–

Note: The Canadian Grain Commission does not recommend the use of grain protectants. Malathion is more effective in dry grain than in tough or damp grain because the pesticide breaks down rapidly.

**Malathion (cont'd)****Application Information**

**Foliar treatments:** (Malathion 500, 85 E and Malathion 95 ULV): Ground and aerial application. See product label for restrictions. **Water Volume:** Ground: 400 L/acre. Aerial: 12 L/acre minimum.

**Stored grain treatments:** Apply with sprayer or dust applicators. **Water Volume:** 10 - 20 L water; Indian meal moth (surface treatment) – 295 mL in 5 - 10 L water/100 m<sup>2</sup>. **Incorporation:** Add to grain as it is being augered, or scatter proper amount of dust on each load and cut in with shovel before dumping.

**Application Tips**

**All crops:** Apply when day temperature is expected to exceed 20°C. Do not apply to plants in bloom. Stored grain: To protect from Indian meal moth, spray evenly over the surface of uninfested grain and rake to a depth of 15 cm. Where special application equipment is not available, any type of low pressure sprayer holding 5 L or more can be used. Apply spray to the grain stream as it is being elevated into storage.

**Before storing new grain:** Thoroughly clean up old grain and debris from bins, elevators or grain handling equipment. Remove and burn all sweepings. After cleaning the premises, apply a residual malathion spray to walls, floors and machinery in grain elevators or farm storage. Force spray into cracks and crevices. Apply 5 L of spray/100 m<sup>2</sup> of surface area using a coarse wetting spray. Wait until spray has thoroughly dried before storing grain in treated areas. Spray this mixture around the outside of bins and elevators to help prevent the insects from entering the bins.

**How it Works**

A non-systemic, contact, organophosphate insecticide and acaricide of brief to moderate persistence. Generally non-phytotoxic.

**Restrictions**

**Grazing:** For pasture and range grass, repeat as necessary. Do not apply to fields occupied by dairy animals, but may be grazed or harvested on the day of application. **Pre-harvest Intervals:** Lentil: 14 days, canary grass - seed production: 14 days. All other field crops and pasture: 7 days. **Stored Grain Sales:** Do not apply within 7 days of selling grain. Do not apply to barley destined for malting, canola, flax or pulses.

**Environmental Precautions**

Malathion is highly toxic to aquatic organisms. Avoid contamination of aquatic systems during application. Do not contaminate these systems through direct application, disposal of waste or cleaning equipment.

**Toxicity**

Oral LD<sub>50</sub> (rats): 1,375 - 2,800 mg/kg. Dermal LD<sub>50</sub> (rabbit): > 2,000 mg/kg.

**Storage**

This product is flammable. Do not store near food or feed. Store in cool, dry place.

# Matador 120 EC/Silencer 120 EC/ Labamba Insecticide

Group 3

**Formulation**

Product	Company	Active ingredient	Formulation	Container size
Matador 120 EC (PCP# 24984)	Syngenta	Lambda-cyhalothrin: 120 g/L	Emulsifiable concentrate	3.78 L
Silencer 120 EC (PCP# 29052)	ADAMA Canada			3.78 L
Labamba Insecticide (PCP# 33576)	Sharda CropChem Ltd.			3.78 L



Crops, Insects Controlled and Rates

Crop	Insects controlled	Rate per acre	Specific comments
Alfalfa <sup>1</sup>	Alfalfa weevil, lygus bug, pea aphid, potato leafhopper, tarnished plant bug	34 mL (ground or air)	Do not apply within 3 days of livestock foraging. Do not use more than 3 applications per year. Allow a 7 day interval between treatments. Aerial application: Do not make more than 1 application of 34 mL/acre of the allowed seasonal total by air. Pre-harvest interval: 3 days. Maximum number of applications per season: 3.
Alfalfa <sup>1</sup> , unimproved pasture, summer-fallow	Grasshoppers	25 - 34 mL (ground) 34 mL (air)	
Barley, oats, wheat	Grasshoppers	25 - 34 mL (ground) 34 mL (air)	Do not apply within 14 days of livestock foraging. Pre-harvest interval: 28 days. Maximum number of aerial applications: 2.
Barley, oats, wheat	Armyworm	34 mL (ground or air)	Spray no later than when first feeding damage is seen on foliage. Do not exceed 3 applications per year. Do not apply within 14 days of livestock foraging. Pre-harvest interval: 28 days.
Canola and mustard	Bertha armyworm, cabbage seedpod weevil, crucifer flea beetle, diamondback moth (larvae), lygus bug, cabbage looper, imported cabbage worm	34 mL (ground or air)	Do not apply within 7 days of harvest. Do not exceed 3 applications per year. Allow a 7 day interval between treatments. Aerial application: Do not make more than 1 application of 34 mL/acre of the allowed seasonal total by air. For cabbage seedpod weevil, make only 1 application per season by either ground or aerial application equipment.
	Grasshoppers	25 - 34 mL (ground) 34 mL (air)	
Corn (field, sweet) <sup>2</sup>	Armyworm	34 - 84 mL (ground or air)	Sweet Corn: Do not apply within 1 day of harvest. Corn for silage: Do not apply within 14 days of harvest. Field corn, popcorn and corn grown for seed: Do not apply within 21 days of harvest.
Corn (field, silage, pop seed)	Corn earworm, European corn borer	76 mL (ground or air)	
Flax	Grasshoppers	25 - 34 mL (ground or air) 34 (air)	Do not apply within 7 days of harvest. Do not use more than 3 applications per year. Allow a 7 day interval between treatments. Aerial Application: Do not make more than 1 application of 34 mL/acre of the allowed seasonal total by air.
Lentil <sup>2</sup>	Aphids	34 - 94 mL (ground or air)	Do not graze or harvest treated forage, straw or hay for livestock feed. Pre-harvest interval for dry bean, chickpea, lentil, faba bean and dry pea: 21 days. Pre-harvest interval: 7 days. Do not use more than 3 applications per season.
	Cutworms, grasshoppers, lygus bug, potato leafhoppers	34 mL (ground or air)	
Pea (dry, succulent) faba bean (broad bean), chickpea <sup>2</sup>	Aphids	34 - 94 mL (ground or air)	Aerial application: Do not make more than 2 applications of 34 mL/acre of the allowed seasonal total by air.
	Cutworms, grasshoppers, pea leaf weevil, potato leaf hopper	34 mL (ground or air)	
	Bean leaf beetle	34 - 94 mL (ground) 34 mL (air)	
Potato	Potato flea beetle, potato leafhopper, tarnished plant bug, tuber flea beetle	34 mL (ground or air)	The maximum rate per season must not exceed 101 mL of product per acre. Do not apply within 7 days of harvest. Do not use more than 3 applications per year if using the 34 mL/acre rate. Do not use more than 2 applications per year if using the 51 mL/acre rate. Aerial Application: Do not make more than 1 application of 34 L/acre of the allowed seasonal total by air. Pre-harvest interval: 7 days.
	European corn borer	34 mL (ground or air)	
	Colorado potato beetle	34 - 51 mL (ground) 34 mL (air)	
	Armyworm <sup>2</sup>	34 mL (ground or air)	

**Matador 120 EC/Silencer 120 EC/Labamba Insecticide (cont'd)**

Crop	Insects controlled	Rate per acre	Specific comments
Sunflower	Sunflower beetle	17 - 26 mL (ground) 34 mL (air)	Pre-harvest interval: 7 days. Do not make more than 3 applications per season. Aerial Application: Do not make more than 1 application of 34 L/acre of the allowed seasonal total by air.
	Lygus bug	34 mL (ground or air)	
Timothy (hay or seed) <sup>2</sup>	Grasshoppers	25 - 34 mL (ground)	Do not apply within 14 days of harvest. Treated crops may be fed to non-lactating dairy animals and other livestock following a 14 day interval from application to harvest or foraging. Do not apply by air.

<sup>1</sup> Alfalfa seed from treated crops is not to be used for production of 'alfalfa sprouts' for human consumption. <sup>2</sup> Registered under User Requested Minor Use Label Expansion Program

**Registered Tank Mixes**

**Matador, Labamba:** Achieve Liquid, Horizon, Quadris, Quilt, Tilt.

**Silencer:** Achieve Liquid, Bison 400, Bumper, Headline, Horizon, Ladder, Quadris.

**Application Information**

**How to Apply:** Ground and aerial application. See above table for details. **Water Volume:** Ground: 40 - 80 L/acre. Aerial: 4 - 16 L/acre.

**Application Tips**

Control of some insect species with synthetic pyrethroid insecticides decreases as temperature rises. For best results, apply Matador 120EC, Labamba or Silencer 120EC during early morning before temperature rise and during the evening, past the heat of the day. Temperature must be warm enough for insects to be active.

**How it Works**

Cyhalothrin-lambda is a photostable, synthetic pyrethroid insecticide. It is a fast acting stomach and contact insecticide. It has no fumigant or systemic activity. Best results will be obtained when applied during early developmental stages of pests as determined by regular monitoring.

**Restrictions**

**Rainfall:** Avoid application when heavy rain is forecast. **Grazing:** Do not graze or feed livestock treated forage or cut green crop for hay or silage. **Pre-harvest Intervals:** See above table. **Re-entry:** Do not re-enter treated areas until 24 hours after treatment.

**Environmental Precautions**

Toxic to aquatic organisms and fish. Do not apply within 15 m of environmentally sensitive areas using ground equipment and 100 m of environmentally sensitive areas when applying by air. **Runoff:** To reduce runoff from treated areas into aquatic habitats, avoid application to areas with a moderate to steep slope, compacted soil or clay.

**Toxicity**

Oral LD<sub>50</sub> (female rats) Matador 120 EC/Silencer 120 EC/Labamba = 278 mg/kg; technical = 56 mg/kg.

**Storage**

Heated storage not required. Storage below 0°C will not impair the effectiveness of this product; however, following such storage, agitate well before use. Store in a cool, well ventilated area away from food or feed.

# Minecto Duo 40WG

Group 4, 28

## Formulation

Product	Company	Active ingredient	Formulation	Container size
Minecto Duo 40WG (PCP# 30900)	Syngenta	Thiamethoxam: 20% Cyantraniliprole: 20%	Wettable granule	3.04 kg

## Crops, Insects Controlled and Rates

Crop	Insects controlled	Rate per acre	Specific comments
Potato	Aphids, Colorado potato beetle, flea beetles, potato leaf hopper	178 - 283 g	Minecto Duo is applied as an in-furrow application at the seeding depth or as a narrow surface band above the seedline during planting. Prepare no more spray mixture than is needed for the immediate operation. Do not let spray mixture stand overnight in the spray tank.

## Registered Tank Mixes

None registered.

## Application Information

**How to Apply:** Ground application only. Do not apply by air.

## Application Tips

Apply in sufficient water volume to ensure uniform application and incorporation into the soil. Do not use a foliar application of a product containing a Group 4 (neonicotinoid) or Group 28 (diamide) insecticide following in-furrow or soil application of Minecto Duo 40WG.

## How It Works

Thiamethoxam is a neonicotinoid insecticide. Insects are controlled through contact and ingestion. Cyantraniliprole exposure results in paralysis and death.

## Restrictions

**Rainfall:** Avoid application of Minecto Duo 40WG when heavy rain is forecast. **Pre-harvest Intervals:** 7 days.

**Re-entry:** Do not enter into treated areas for 12 hours after foliar application. **Re-cropping:** Treated areas may be replanted immediately following harvest or as soon as practical following the last application with any crop listed on the label or to sorghum, wheat, barley and canola. Any cover crop planted for erosion control or soil improvement may be planted as soon as practical following the last application. However, the cover crop may not be grazed or harvested for food or feed. For all other crops, a 120-day plant-back interval must be observed.

## Environmental Precautions

Minecto Duo is toxic to aquatic organisms. Do not apply this product directly to freshwater, estuaries or marine habitats. **Runoff:** To reduce runoff from the treated areas to aquatic habitats, consider the characteristics and conditions of the site before treatment. Site characteristics and conditions that may lead to runoff include, but are not limited to, heavy rainfall, moderate to steep slope, bare soil, poorly draining soil.

## Toxicity

Oral LD<sub>50</sub> (rats) >5,000 mg/kg. Dermal LD<sub>50</sub> (rats) = >5,000 mg/kg. Toxic to bees.

## Storage

Store in cool, dry place.

# Minecto Pro

Group 6, 28

## Formulation

Product	Company	Active ingredient	Formulation	Container size
Minecto Pro (PCP# 33023)	Syngenta	Abamectin: 28.5 g/L	Suspension concentrate	3.78 L
		Cyantraniliprole: 135 g/L		

## Crops, Insects Controlled, Rates and Staging

Crop	Insects controlled	Rate per acre	Specific comments
Potato	European corn borer	150 - 225 mL/acre	Time the application to coincide with peak egg hatch. Scout for European corn borer by monitoring egg laying and egg hatch to determine application timing.
	Spider mites, potato psyllids, flea beetle	150 - 271 mL/acre	<b>Spider mites:</b> Make the first application when mites first appear. Repeat application as needed to maintain control. <b>Psyllid:</b> Can be a vector for Zebra chip disease. Apply at low populations to help suppress the expression of Zebra chip.
	Colorado potato beetle	225 - 271 mL/acre	Make the first application after approximately 50% of the egg masses have hatched and larvae are present. If two applications are needed, limit them to a single Colorado potato beetle generation per crop. Do not apply Minecto Pro for Colorado potato beetle control if any Group 28 was used at planting as an in-furrow, soil or seed-piece treatment.

## Registered Tank Mixes

None registered.

## Application Information

**How to Apply:** Ground application only. Do not apply by air. **Water Volume:** 80 L/acre minimum. Apply with a non-ionic surfactant (0.1 - 0.5% v/v).

## Application Tips

Ensure adequate water volumes are used for optimum coverage. Apply no later than when insect feeding is first seen on foliage. Re-apply after 7 days if populations reach economic threshold levels.

## How it Works

A broad spectrum foliar translaminar insecticide. Delivers rapid activity through two complementary active ingredients: abamectin and cyantraniliprole.

## Restrictions

For European corn borer, spider mites, potato psyllids and flea beetle, do not make a foliar application of Minecto Pro for a minimum of 60 days following an in-furrow or soil application or planting of seed pieces treated with any Group 28 insecticide. Refer to label for more information. **Applications per season:** Two at upper rate range or 3 at lower rate range. Make up to two consecutive applications, then switch to a non-Group 6 and non-Group 28 insecticide.

**Rainfall:** Avoid application if heavy rainfall is forecast. **Re-entry:** 12 hours from application. **Pre-harvest Intervals:** 14 days. **Re-cropping:** No restrictions.

## Environmental Precautions

Do not apply this product directly to freshwater habitats or contaminate irrigation or drinking water supplies or aquatic habitats by cleaning of equipment or disposal of wastes. Toxic to fish and aquatic organisms. Toxic to bees: Do not apply Minecto Pro or allow it to drift to flowering crops or weeds if bees are visiting the treatment area.

**Runoff:** Do not apply Minecto Pro where runoff is likely to occur. To reduce runoff, avoid application to areas of moderate to steep slope, bare soil, poorly drained soils.

**Toxicity**

Acute oral LD<sub>50</sub> (rats) = 451 mg/kg. Dermal LD<sub>50</sub> (rats) = > 2,000 mg/kg.

**Storage**

Store in original container in a cool, dry, secure place. Do not store near food or feed.

# Movento 240 SC

Group 23

**Formulation**

Product	Company	Active ingredient	Formulation	Container size
Movento 240 SC (PCP# 28953)	Bayer CropScience	Spirotetramat: 240 g/L	Suspension concentrate	2 L

**Crops, Insects Controlled and Rates**

Crop	Insects controlled	Rate per acre	Specific comments
Potato	Aphids	89 - 148 mL	Apply when insect populations begin to build and before a damaging population becomes established. Maximum application per crop season: 295 mL. Minimum interval between applications: 7 days. Do not apply within 7 days of harvest.

**Application Information**

**How to Apply:** Ground application only. Do not apply by air. **Water Volume:** Ground: 120 L/acre minimum.

**Application Tips**

Rate selected for use depends on aphid infestation level. Apply in adequate water for uniform coverage. For high insect pressure a follow-up application may be necessary 1 - 2 weeks after initial application.

**How it Works**

Movento 240 SC is fully systemic, moving through phloem and xylem to all plant tissues including new shoot, leaf and root growth. Movento 240 SC is active primarily during ingestion by immature insect life stages.

**Restrictions**

**Re-cropping:** Plant-back interval: A plant-back restriction of 30 days is required for all crops not on the label.

**Re-entry:** Do not enter or allow worker entry into treated areas during the restricted entry interval of 12 hours.

**Environmental Precautions**

This product is toxic to aquatic organisms. Do not apply to any body of water. **Runoff:** To reduce runoff from treated areas into aquatic habitats, avoid application to areas with a moderate to steep slope, compacted soil or clay. Avoid application when heavy rain is forecast. **Drift:** Movento is toxic to non-target terrestrial plants. Maintain a buffer zone of 1 metre between the point of direct application and the closest downwind edge of sensitive terrestrial habitats.

**Toxicity**

Oral LD<sub>50</sub> (female rats) = > 2,000 mg/kg. Dermal LD<sub>50</sub> (male/female combined rats) = > 4,000 mg/kg. Toxic to bees.

**Storage**

Do not allow product or containers to freeze. Store in a cool, dry place. Store in original container.

# Oberon

Group 23

## Formulation

Product	Company	Active ingredient	Formulation	Container size
Oberon (PCP# 28905)	Bayer CropScience	Spiromesifen: 240 g/L	Suspension	2 L

## Crops, Insects Controlled and Rates

Crop	Insects controlled	Rate per acre	Specific comments
Alfalfa (seed production only)	Two-spotted spider mite	200 - 400 mL	Do not exceed 3 applications per season with a minimum interval of 7 days between applications. Maximum allowed per crop season: 1,200 mL/acre.
Corn (field and seed)	Bank grass mite, two-spotted spider mite	160 - 240 mL	Maximum amount allowed per crop season: 480 mL/acre. Maximum number of applications per crop season: 2.

## Registered Tank Mixes

None registered.

## Application Information

**How to Apply:** Ground and aerial application. **Water Volume:** Ground: 40 L/acre minimum. Aerial: 20 L/acre minimum.

## How it Works

Spiromesifen is in the tetrone acid class of insecticides and works by contact, inhibiting lipid biosynthesis in the insect. Oberon has activity on all mite developmental stages. Immature mite stages tend to be more susceptible to Oberon than adults.

## Restrictions

**Pre-harvest Intervals:** Forage corn – 5 days, grain corn – 30 days. Alfalfa – none listed. **Re-entry:** Do not enter or allow worker entry into treated areas during the restricted entry interval of 12 hours. **Re-cropping:** Field corn – immediate plant back. Wheat, barley and alfalfa – 30 days. All other crops – 12 months.

## Environmental Precautions

To prevent potential harm to bee brood, avoid application of this product during crop flowering period or when flowering weeds are present. Do not apply this product directly to freshwater habitats, estuaries or marine habitats. Do not contaminate irrigation or drinking water supplies or aquatic habitats by cleaning of equipment or disposal of wastes.

## Toxicity

Oral LD<sub>50</sub> (rats) => 2,000 mg/kg. Dermal LD<sub>50</sub> (rats) => 4,000 mg/kg.

## Storage

Store in a cool, dry place. Do not store below freezing.

# Orthene

Group 1B

## Formulation

Product	Company	Active ingredient	Formulation	Container size
Orthene (PCP# 14225)	UPL AgroSolutions Canada	Acephate: 75%	Soluble powder	1.5 kg

## Crops, Insects Controlled and Rates

Crop	Insects controlled	Rate per acre	Specific comments
Corn (seed, sweet)	European corn borer	300 - 440 g	Apply when egg mass count indicates an economically damaging population. Use the high rate only when heavy pest infestations are present.
Potato	Green peach aphid, potato aphid, potato flea beetle, potato leafhopper, tarnished plant bug	300 - 440 g	Begin applications at first sign of insects and repeat on a 7 - 10 day schedule.

Note: If Orthene is to be used on a commodity that may be exported to the U.S. and you require information on acceptable residue levels in the U. S., visit CropLife Canada's web site at [www.croplife.ca](http://www.croplife.ca)

## Application Information

**How to Apply:** Ground application only. Do not apply by air. **Water Volume:** Ground: Corn: 90 - 400 L/acre; Potato: 90 - 660 L/acre.

## Application Tips

Do not apply more than 4 applications per season.

## How it Works

Systemic insecticide: Stomach poison.

## Restrictions

**Grazing:** Do not feed trimmings to livestock or allow animals to graze on treated areas. Do not feed corn fodder or forage from treated crop to livestock. **Pre-harvest Intervals:** Do not apply within 21 days of harvest.

**Re-entry:** Do not re-enter treated corn fields for 5 days. Do not re-enter treated potato fields for at least 24 hours. See label for more details on entering treated fields.

## Environmental Precautions

Orthene is toxic to aquatic organisms. Do not apply to any body of water. Orthene is also toxic to birds and mammals. Observe buffer zones as specified on the label. **Leaching:** Orthene has a potential to leach through soil to groundwater. The use of this product may result in contamination of groundwater particularly in areas where soils are permeable (e.g. sandy soil) and/or where the depth to the water table is shallow.

## Toxicity

Oral LD<sub>50</sub> (rats) = 605 - 1,100 mg/kg. Toxic to bees.

## Storage

Store in cool, dry place. Protect from excessive heat.

# Phostoxin

Group 8B

## Formulation

Product	Company	Active ingredient	Formulation	Container size
Phostoxin Tablets* (PCP# 15736)	Gardex Chemicals Ltd.	Aluminum phosphide: 55%	Fumigants	1 kg
Phostoxin Pellets** (PCP# 15735)				
Phostoxin Sachet*** (PCP# 16438)				

\* Tables (3 g) release 1.0 g phosphine upon decomposition.

\*\* Pellets (0.6 g) release 0.2 g phosphine upon decomposition.

\*\*\* Sachet: (34 g) release 11.0 g phosphine upon decomposition

**Note:** Order directly – 1-800-561-7302 (Gardex Home Office, Etobicoke, Ontario).

## Insects Controlled

Angoumois grain moth	dermestids	Indian meal moth	Mediterranean flour moth
bean weevil	dried fruit moth	khapra beetle	rusty grain beetle
cadelle	flour beetles	lesser grain borer	saw-toothed grain beetle
cigarette beetle	granary weevils		

## Rates

Crop	Tablets
Raw agricultural commodities, animal feeds and processed foods	4 - 6/m <sup>3</sup>
Commodity temperature °C	Exposure times (days)
Over 20	3
16 - 20	4
12 - 15	5
5 - 11	10
Below 5	Do not fumigate

Note: Suggested exposures should be observed. A shortened exposure period cannot be compensated for by increased dosage.

## Application Tips

**General:** This product is for retail sale to and use only by individuals holding an Alberta Fumigation Pesticide Applicator Certificate or a Farmer Pesticide Certificate with the Fumigation Endorsement. Read the entire label, applicator's manual and guidance for preparation of a fumigation management plan before use. This product can only be used with a detailed fumigation management plan. The plan must be written for all fumigations prior to treatment.

**Fumigating grain storage units:** Make sure the structure is tight enough to retain the fumigant. Seal the structure as necessary. Tablets may be probed into grain or fed into the grain stream as the grain is transferred from one bin to another. A minimum buffer zone of 30 metres in all directions from the fumigation site must be established. Placarding is required for both the fumigated site and the buffer zone perimeter. The buffer zone must not include within it any structures unless they are unoccupied during the application. Entry into these structures or the buffer zone must be restricted and is not permitted until the fumigated site has been aerated and the hydrogen phosphide level is at or below 0.1 ppm in the fumigated site and the buffer zone. After application, all openings should be sealed and entries locked and placarded. After the exposure period, open doors and windows for aeration. Fumigated commodities must be aerated for 48 hours prior to selling. Remove all warning placards when aeration is complete.



### How it Works

Phosphine (hydrogen phosphide) is a colourless gas with a carbide-like odour and high volatility. Formulated product consists of aluminium phosphide, ammonium bicarbonate, urea and paraffin. Upon exposure to air, the ammonium bicarbonate breaks down to form ammonia (a pungent, warning gas) and carbon dioxide (a fire suppressant). Within 1 - 4 hours, depending on temperature and humidity, the product begins to decompose and release phosphine. After decomposition, there remains a grey-white dust composed almost entirely of non-poisonous aluminum hydroxide with trace amounts of undecomposed aluminum phosphide. The dust is eliminated when raw agricultural commodities are moved.

### Expected results

The effectiveness of this product depends on the fumigation achieved by the release of phosphine gas. Therefore, tightness of the area to be fumigated and temperature of the commodity are essential when determining dosage rates and exposure rates. The tighter the bin and the warmer the temperature of the commodity, the lower the dosage required and vice versa.

### Restrictions

Aerate finished food for 48 hours before it is offered to the consumer.

### Toxicity

Hydrogen phosphide gas is very toxic to all forms of animal life, and exposure to even small amounts should be prevented. Poisoning results from ingestion or inhalation as hydrogen phosphide is not absorbed through the skin. It is also insoluble in water, fats and oils.

### Precautions

#### Protective equipment

A self-contained breathing apparatus must be worn during delivery/dispensing of products/ attending leaks or spills/ de-activation of granules and while monitoring hydrogen phosphide levels during fumigation and aeration periods (i.e. worn at all times when the hydrogen phosphide levels are above 0.1 ppm or unknown).

#### Reduce gas hazards

Never let tablets come in direct contact with liquid – this contact causes the immediate release of hydrogen phosphide. Never open a container except for immediate usage. Never confine the product in small gas proof enclosures such as plastic bags. Such confinement could cause the gas concentration to reach the lower flammability level. Take precautions in areas where copper, brass or gold are present, as corrosion may occur. Never fumigate in areas containing electronic or telephone equipment, photographic film or copy paper. Remove such items or protect them from exposure to the gas. Hydrogen phosphide has great penetrating power, and gas may slowly seep through concrete block walls. Hydrogen phosphide does not layer, but expands to fill the available space.

#### Symptoms of poisoning

Severity depends on concentration of hydrogen phosphide involved. Mild poisoning results in fatigue, nausea, pressure or pain in the chest, ringing in the ears and uneasiness. Hydrogen phosphide is not a chronic poison, and these symptoms will readily disappear with rest and fresh air. Greater quantities of gas produce such symptoms as vomiting, stomach ache, diarrhea, disturbance in equilibrium and dyspnea (difficulty in breathing). Very high concentrations quickly cause bluish-purple skin colour, agitation, poor muscle co-ordination, sub-normal blood oxygen content, unconsciousness and death. Death can occur very quickly or be delayed several days as a result of pulmonary edema and collapse, by paralysis of the central respiratory system. In cases of severe poisoning, disturbance in liver and kidney function can also occur.

#### First aid

Should exposure to hydrogen phosphide be documented or suspected, remove patient from gas atmosphere to open air. Call a physician immediately. Have the patient lie down, keeping him warm and comfortable. Treat as for shock. Make no antidotal use of fats, oil, butter or milk. Do not administer atropine as it is contraindicative. Begin artificial respiration if breathing has ceased. When exposure to low concentrations of hydrogen phosphide has been documented or suspected, the individual involved should rest for 24 hours, and under no circumstances should he resume any work dealing with fumigation. If ingested, induce vomiting by touching the back of the throat with a blunt object.

#### Storage

Tablets are received in resealable flasks. As long as flasks remain intact, the storage life of the product is unlimited. Storage should be in a dry, locked, ventilated area and out of the reach of children and irresponsible persons.

# Pounce 384EC/Ambush/Perm-UP

Group 3

## Formulation

Product	Company	Active ingredient	Formulation	Container size
Pounce 384EC (PCP# 16688)	FMC Corporation	Permethrin: 384 g/L	Emulsifiable concentrate	1 L, 10 L
Ambush (PCP# 14882)	AMVAC	Permethrin: 500 g/L		1 L
Perm-UP (PCP# 28877)	UPL AgroSolutions Canada	Permethrin: 384g/L		1 L

## Crops, Insects Controlled and Rates

Crop	Insects controlled	Rate per acre		Specific comments
		Pounce/ Perm-UP	Ambush	
Barley, oats, rye, wheat	Pale western cutworm	73 - 158 mL	57 - 121 mL	Apply up to the 5-leaf stage. Under dry soil conditions or where cutworms are large (2.5 - 4 cm), use higher rate of product. Applications should be made under warm, moist conditions in the evening or at night when cutworm activity is highest.
Canola, corn, flax, lentil, pea, potato, sugar beet, sunflower	Army cutworm, black cutworm, dark-sided cutworm, pale western cutworm, red-backed cutworm	73 - 158 mL	57 - 121 mL	
Potato	Colorado potato beetle, potato flea beetle, potato leafhopper, tarnished plant bug	73 - 105 mL	57 - 80 mL	Use the higher rate for heavy infestations. Repeat as necessary. May be applied up to the day before harvest.
Sweet corn	European corn borer, corn earworm	111 - 152 mL	NR*	Use the higher rate when severe insect pressure is anticipated. Spray no later than when first feeding is seen on the foliage. For second brood borers in late plantings, apply before tassels show.
	Fall armyworm	73 mL	NR*	
Canola	Crucifer flea beetle	36 - 73 mL	28 - 57 mL	

\* Not registered.

## Registered Tank Mixes

None registered. For Pounce 384EC only: FMC supports the following mixes that are not on the Pounce 384EC label. Apply mixes according to the most restrictive use limitations for either label: Canola - glyphosate (up to the 5 leaf stage), Liberty 150 SN (up to the 5 leaf stage), Liberty 150 SN + Centurion (up to the 5 leaf stage).

## Application Information

**How to Apply:** Ground and aerial application. **Water Volume:** Apply sufficient water for thorough coverage of foliage. See label for details on water volume.

## Application Tips

For control of corn earworm: Spray to ensure coverage of ears and silk. European corn borer control: Consult with company representative for proper timing of spray. Cutworms: Do not disturb soil surface for 5 days after application.

## How it Works

Works by contact and as a stomach poison on a wide range of pests. No systemic or fumigant activity.

## Restrictions

**Grazing:** Cover crop or crop treated with permethrin should not be used as a green feed for animals.

**Environmental Precautions**

Pounce 384 EC/Ambush/Perm-UP is moderately to highly toxic to aquatic organisms, including fish. Avoid contamination of aquatic systems during application. Avoid drifting of spray onto any body of water or other non-target areas. Do not apply by any ground application within 15 metres or by any aerial application within 100 metres of any body of water.

**Toxicity**

Oral LD<sub>50</sub> (rats) = 789 - 3,000 mg/kg. Toxic to bees.

**Storage**

Keep product away from fire, open flame, electric light bulbs and other sources of heat. Minimum storage temperature for Ambush is 0°C and Pounce is 12°C.

# Pyrifos 15G

**Group 1B****Formulation**

Product	Company	Active ingredient	Formulation	Container Size
Pyrifos 15G (PCP# 24648)	Loveland Products Canada	Chlorpyrifos: 15%	Granular	22.7 kg

**Crops, Insects Controlled and Rates**

Crop	Insects controlled	Rate	Specific comments
Corn	Larvae of northern and western corn rootworms (control), cutworm larvae (suppression)	75 g per 100 m of row	Do not apply within 70 days of harvest. Incorporate granules in top 2.5 cm of soil
Potato (in-furrow)	Wireworm	0.1 kg per 100 m of row	Do not apply within 70 days of harvest

**Application Information**

Ground application only. See label for information on row spacing, amounts to be applied and equipment calibration.

**Application Tips**

Do not apply in heavy rain. Not more than one application per season.

**How it Works**

Chlorpyrifos is an organophosphate that is a cholinesterase inhibitor.

**Restrictions**

A plant-back interval of 30 days must be observed between application and planting of rotational crops.

**Environmental Precautions**

Toxic to birds, certain beneficial insects (bees), wild mammals, fish and aquatic organisms. Do not contaminate water, food or feed by storage or disposal.

**Toxicity**

Oral LD<sub>50</sub> (rats) = 409 mg/kg. Dermal LD<sub>50</sub> (rats) = > 2,000 mg/kg.

**Storage**

Avoid heating above 60°C. Contains petroleum derivative solvent and will burn.

# Rimon 10 EC Insecticide

Group 15

## Formulation

Product	Company	Active ingredient	Formulation	Container size
Rimon 10 EC Insecticide (PCP# 28881)	UPL AgroSolutions Canada	Novaluron: 10%	Emulsifiable concentrate	10 L

## Crops, Insects Controlled, and Rates

Crop	Insects Controlled	Rate per acre	Specific comments
Potato	Colorado potato beetle, European corn borer	166 - 332 mL	Colorado potato beetle: Application should be made when majority of the population is at egg hatch to the second instar of larval development. European corn borer: First application should be made just prior to egg hatch. Scout to monitor egg-laying and egg hatch to determine time of application. Do not apply more than 2 applications per crop per season. Do not apply more than 664 mL product/acre/crop/season.
Alfalfa (grown for seed)	Lygus bug nymphs	338 mL	

## Registered Tank Mixes

None registered.

## Application Information

**How to Apply:** Ground application only. Do not apply by air. **Water Volume:** 40 L/acre minimum.

## Application Tips

Apply recommended dosage by conventional ground sprayer equipment capable of delivering sufficient water to obtain thorough, uniform coverage of the target crop. Spray equipment boom and nozzles should be oriented in a manner to minimize boom height to optimize coverage uniformity, maximize deposition and reduce spray drift. Drop nozzles may be required to obtain uniform coverage against certain pests that develop down in the canopy. Higher water volume will provide better coverage and performance.

## How it Works

Rimon insecticide is an insect growth regulator that must be absorbed by eggs or ingested by insect larvae to be fully effective. The primary mode of action is by disrupting cuticle formation and deposition occurring when insects change from one developmental stage to another, resulting in death at molting. Due to this mode of action, Rimon does not have any effect on adult stages of insects that have completed larval development.

## Restrictions

**Rainfall:** Avoid application when heavy rain is forecast. **Re-entry:** Do not enter treated fields for 12 hours after application. **Pre-harvest interval:** 14 days.

## Environmental Precautions

May be toxic to bee colonies exposed to direct treatment, drift, or residues on flowering crops or weeds. Avoid applying this product to flowering crops or weeds if bees are visiting the treatment area. Toxic to aquatic organisms. Avoid application of this product when heavy rainfall is forecast. Do not apply directly to water or to areas where surface water is present. Rimon insecticide is toxic to immature insects. Minimize spray drift in habitats next to the application site to reduce harmful effects on beneficial insects.

**Toxicity**

Oral LD<sub>50</sub> (rat) 3,914 mg/kg. Dermal LD<sub>50</sub> (rabbit) 8,000 mg/kg.

**Storage**

Store in cool, dry place. Keep from freezing. Store this product away from food or feed.

# Sefina

Group 9D

**Formulation**

Product	Company	Active ingredient	Formulation	Container size
Sefina (PCP# 33265)	BASF Canada	Afidopyropen: 50 g/L	Emulsifiable concentrate	3.24 L

**Crops, Insects Controlled and Rates**

Crop	Insects	Rate per acre	Specific comments
Soybean	Soybean aphid	81 mL	Allow a minimum of 7 days between applications. Do not apply more than 2 applications per year. Do not apply more than 0.16 L/acre per year.
Potato	Green peach aphid, potato aphid	81 mL	Allow a minimum of 7 days between applications. If whitefly pressure is high, use the highest label rate for optimum control. Do not make more than 2 sequential applications of Sefina before using an insecticide with a different mode of action. Do not exceed 4 applications per year. Do not apply more than 1 L/acre per year of product.
	Sweet potato whitefly, silverleaf whitefly	283 - 405 mL	

**Application Information**

**How to Apply:** Ground and aerial application. **Water Volume:** Ground 40 - 80 L/acre. Aerial: 20 L/acre.

**Application Tips:**

Always use adequate water volume to ensure thorough coverage. Application during the crop blooming period may be made only in the evening when most bees are not foraging.

**How it Works**

Sefina is a selective contact insecticide that causes immediate cessation of feeding.

**Restrictions**

**Rainfall:** Rain within one hour may reduce control. **Pre-harvest intervals:** 7 days for potatoes and soybeans.

**Grazing:** Do not feed or graze treated soybean hay or forage to livestock. **Re-cropping:** A 30-day plant back interval is required for crops not listed on the label. **Re-entry:** 12 hours.

**Environmental Precautions**

Toxic to aquatic organisms. Observe buffer zones and vegetative filter strips specified in the product label. **Bees:** Application during the crop blooming period, and when flowering weeds are present, may be made in the evening when most bees are not foraging. Minimize spray drift to reduce exposure to bees in habitats close to the application site.

**Toxicity**

Oral LD<sub>50</sub> (rats) = > 2,000 mg/kg. Dermal LD<sub>50</sub> (rats) = > 5,000 mg/kg.

**Storage**

Store in cool, dry, well-ventilated area without drain. Store the leftover product in original container.

# Sevin XLR

**Group 1A**

## Formulation

Product	Company	Active ingredient	Formulation	Container size
Sevin XLR (PCP# 27876)	Tessenderlo Kerley Inc.	Carbaryl: 466 g/L	Liquid suspension	10 L

## Crops, Insects Controlled and Rates

Crop	Insects controlled	Rate per acre	Specific comments
Alfalfa, clover, barley, oats, rye, wheat	Blister beetles, flea beetles, leafhoppers, three-cornered alfalfa hopper	1.01 - 1.6 L	Apply when insects or their damage appear. Repeat in 7 - 14 days if necessary.
	Alfalfa caterpillar, armyworm, webworms	1.01 - 2.1 L	
	Grasshoppers	0.50 - 1.01 L	
Bean	Mexican bean beetle	0.5 - 0.6 L	Apply when insects or damage appear. Repeat at intervals of 7 - 10 days or as necessary.
	Flea beetle, leafhopper	1.01 L	
	Lygus bugs, stink bugs	2.1 - 2.6 L	
	Climbing cutworm	30 - 35 mL/100 m of row	Spray in 25 - 30 cm band over row.
Corn (field and sweet)	Corn earworm, northern corn rootworm (adults), European corn borer, fall armyworm	1.0 - 1.6 L	For larvae in whorls and for foliage feeders, treat the entire plant. Repeat as necessary. For insects attacking silks and ears, apply at intervals of 2 - 4 days starting when first silks appear and continuing until silks begin to dry.
	Grasshoppers	0.5 - 1.01 L	
	Cutworms (climbing)	45 mL/ 100 m of row	
Canola, including rapeseed	Flea beetle	0.2 L	Applications may be made up to four weeks following plant emergence.
Ditchbanks, field borders, forage grasses, headlands, pasture, rangelands, rights-of-way, wastelands	Grasshopper – nymphs or sparse vegetation	0.5 - 1.0 L	
	Grasshoppers – adults or dense vegetation	1.0 - 1.4 L	
Pea	Alfalfa looper	1.9 L	Apply when insects or damage appear. Repeat at intervals of 7 - 10 days or as necessary.
Potato	Colorado potato beetle	0.50 L	Apply when insects or damage appear. Repeat at intervals of 7 - 10 days or as necessary.
	Potato flea beetle, leafhoppers	1.01 L	
	Tarnished plant bugs	2.1 - 2.6 L	

## Application Information

**How to Apply:** Ground and aerial application. **Water Volume:** Ground: 12 L/acre minimum. Aerial: 4 L/acre minimum.

## Application Tips

Timing and good coverage are essential for effective control. Sevin XLR applications are more resistant to wash-off when applied as a concentrated suspension. To ensure wash-off resistance, apply dilutions 1 part Sevin XLR to no greater than 39 parts water. Application should be made to dry foliage to maximize wash-off resistance.

**How it Works**

A carbamate insecticide that works by contact and ingestion. Moderate to rapid in speed of action with moderate to long residual effectiveness (2 days to 4 weeks) depending on crop/pest complex, formulation and climatic conditions. Some immediate control is expected, but the majority of control occurs 24 - 48 hours after application.

**Restrictions**

**Rainfall:** Do not apply just before rain. **Grazing:** Forage and feed crops, including bean vines, hay, pea vines, may be grazed or harvested for use as feed for dairy animals 48 hours after treatment and meat animals 24 hours after treatment without resulting in illegal residues in milk or meat. Remove cattle from area to be sprayed. Treated forage and feed crops may be fed to dairy animals and animals for slaughter provided sprays are applied as directed. Beef cattle may be re-introduced to range 1 day after application; dairy cattle 2 days after application. **Pre-harvest Intervals (days):** Barley (28), oats, rye, wheat (14), pea (3), bean (5), corn (1), potato (7), alfalfa, clover (2), forage grasses, non-crop areas, pasture, rangeland (1).

**Environmental Precautions:**

Do not apply when weather conditions favour runoff or drift. Do not contaminate surface or ground water. Do not apply directly to water or to areas where surface water is present. **Drift:** Do not apply or allow to drift to blooming crops or weeds if bees are visiting the treatment area.

**Toxicity**

Oral LD<sub>50</sub> (rats) = 699 mg/kg. Dermal LD<sub>50</sub> (rats) = > 4,000 mg/kg. Toxic to bees.

**Storage**

Do not store where temperature frequently exceeds 38°C. All formulations will withstand freezing.

# Sivanto Prime

**Group 4D****Formulation**

Product	Company	Active ingredient	Formulation	Container size
Sivanto Prime (PCP# 31452)	Bayer CropScience	Flupyradifurone: 200 g/L	Suspension	2 L

**Crops, Insects Controlled and Rates**

Crop	Insects	Rate	Specific comments
Potato	Aphids, leafhoppers	202 - 303 mL/acre	Ensure thorough coverage. Minimum 10 days between applications.
	Whiteflies, Colorado potato beetle	303 - 404 mL/acre	
Corn (field, sweet, pop, seed)	Aphids	202 - 303 mL/acre	Ensure thorough coverage. Minimum 7 days between applications.
Alfalfa (forage, silage and hay production only)	Aphids, leafhoppers	202 - 303 mL/acre	Ensure thorough coverage. Minimum 10 days between applications.

**Application Information**

**How to Apply:** Ground and aerial application. **Water Volume:** Potato, corn: Ground: 40 L/acre, Aerial: 8 L/acre minimum; Alfalfa: Ground: 40 L/acre minimum.

**Application Tips**

Maximum Sivanto Prime insecticide allowed per crop season: potato, corn, alfalfa: 809 mL/acre.

Do not make any application of Sivanto Prime insecticide following a soil, in-furrow, or seed treatment application of a Group 4D Insecticide.

**Sivanto Prime (cont'd)****How it Works**

Sivanto Prime is a broad-spectrum insecticide that is systemic, moving from roots to the leaves in the case of soil applications.

**Restrictions**

**Rainfall:** Do not apply within one hour of rain. Avoid application when heavy rain is forecast. **Grazing:** Potato: Do not graze tops. Corn, alfalfa: Do not graze within 7 days after application. **Re-entry:** Do not enter treated area for 12 hours after application. **Pre-harvest interval:** Potato, alfalfa: 7 days. Corn: sweet, forage, silage, hay cutting: 7 days; grain, stover: 21 days.

**Environmental Precautions**

Toxic to aquatic organisms. Observe buffer zones specified on the label. Minimize spray drift to reduce exposure to bees and beneficial insects. **Runoff:** To reduce risk of runoff from treated areas into aquatic habitats, avoid application to areas with a moderate to steep slope, compacted soil or clay.

**Toxicity**

Acute oral LD<sub>50</sub> (female rats) > 2,000 mg/kg. Dermal LD<sub>50</sub> (male/female rats) > 2,000 mg/kg.

**Storage**

Store in cool, dry place and in such a manner as to prevent cross contamination with other pesticides, fertilizers, food and feed.

# Superior 70 Oil

**Formulation**

Product	Company	Active ingredient	Formulation	Container Size
Superior 70 Oil (PCP# 14981)	Loveland Products Canada	Mineral oil: 99%	Liquid	10 L, 200 L, 1000 L

**Crops, Insects Controlled and Rates**

Crop	Insect controlled	Rate per 100 m row	Specific comments
Potato	Aphids	1% solution (e.g. 4 L of product per 405 L of water)	Superior 70 Oil is used to reduce the spread of Potato Virus Y (PVY) that is vectored by aphids. Spray at one week intervals when aphid populations are present.

**Application Information**

**How to Apply:** Ground application only. Do not apply by air. **Water Volume:** 405 L/acre.

**Application Tips**

Thorough coverage is essential. Do not apply Superior 70 Oil in more concentrated solutions than recommended. Do not apply just before or during freezing weather or in direct sunlight. Do not use within 30 days before or after using sulphur.

**Restrictions**

**Pre-harvest Intervals:** Potato: Do not apply closer than 14 days to harvest.

**Environmental Precautions**

Toxic to aquatic organisms. To reduce runoff from treated areas into aquatic habitats, avoid application to areas with a moderate to steep slope, compacted soils or clay. Avoid application when heavy rain is forecast.



**Toxicity**

Oral LD<sub>50</sub> (male rats): > 5,000 mg/kg. Dermal LD<sub>50</sub> (rabbits): > 2,000 mg/kg.

**Storage**

Do not store below 0°C or near heat or flame.

# Thimet 20 G

Group 1B

**Formulation**

Product	Company	Active ingredient	Formulation	Container size
Thimet 20 G (PCP# 29000)	AMVAC Chemical Corporation	Phorate: 20%	Granules	20 kg

**Crops, Insects Controlled and Rates**

Crop	Insect controlled	Rate per 100 m row	Specific comments
Potato	Wireworms	105 g in sandy or light soil 161 g in silt or heavy soils	Distribute the granules evenly in the furrow at planting time. Do not apply later than at planting time. Do not harvest potato within 90 days of planting.

**Application Information**

**How to Apply:** Apply with granular pesticide applicator.

**Application Tips**

**Potato:** Do not place in direct contact with the seed. Do not use in muck soils. Do not apply to any area not specified on the label.

**How it Works**

A systemic, organophosphorus insecticide with effective initial residual activity against soil insects and other arthropods.

**Restrictions**

**Rainfall:** Relatively insoluble in water; therefore, the effect of normal rainfall is not appreciable. **Grazing:** Do not feed treated foliage within 60 days of treatment. **Re-entry:** Do not enter or allow workers to enter treated areas during the restricted entry interval of 48 hours.

**Environmental Precautions**

This product is highly toxic to birds, small mammals, fish and aquatic invertebrates. Any spilled or exposed granules must be incorporated into the soil or otherwise cleaned up from the soil surface.

**Toxicity**

Oral LD<sub>50</sub> (rats) = 2 - 4 mg/kg. Dermal LD<sub>50</sub> (rabbits) = 226 mg/kg.

**Storage**

Do not use or store in or around the home. Store open bags in labelled, sealed drums or heavy plastic bags.

# Titan

Group 4

## Formulation

Product	Company	Active ingredient	Formulation	Container size
Titan (PCP# 27449)	BASF Canada	Clothianidin: 600 g/L	Suspension	2 L

## Crops, Insects Controlled and Rates

Crop	Rate	Specific comments
Potato, in-furrow application	2.0 - 3.33 mL per 100 m of row	Colorado potato beetle, leafhoppers.
Potato seed piece treatment	20.8 mL per 100 kg potato seed pieces	Wireworm suppression ( <i>Agriotes obscurus</i> , <i>A. lineatus</i> , <i>Limonius agonus</i> , <i>Melanotus spp.</i> , <i>M. communis</i> ). May reduce the damage caused by other wireworm species. Aphid, Colorado potato beetle, potato leafhopper, potato flea beetle (overwintered adults and suppression of second generation).
	10.4 - 20.8 mL per 100 kg potato seed pieces	Aphid, Colorado potato beetle, potato leafhopper, potato flea beetle (overwintered adults and suppression of second generation).

## Application Information

**Soil application:** Apply as a narrow band in-furrow. For best results, direct spray on the seed pieces or seed potato in the furrow. **Seed piece treatment:** Refer to label for details regarding application to potato seed pieces.

## Application Tips

Do not apply any subsequent application of a Group 4 Insecticide (e.g. foliar) following an in-furrow application with Titan insecticide. Do not apply Titan insecticide in conjunction with a Group 4 insecticide seed piece treatment.

## How it Works

The active ingredient clothianidin is a chloronicotiny, systemic (within the plant) insecticide that works by contact or ingestion. Control periods may vary due to climate change and soil conditions.

## Restrictions

**Re-cropping:** Acceptable plant-back intervals for cereal grains, grasses, non-grass animal feed, soybean and dried bean – minimum 30 days. Leafy, root and tuber vegetables (except potato) – 12 months. Corn, canola and potato – may be replanted anytime. **Re-entry:** Do not enter treated fields for 12 hours.

## Environmental Precautions

Toxic to aquatic organisms. Treated seed is toxic to birds and small wild mammals. Any spilled or exposed seeds pieces must be incorporated into the soil or otherwise cleaned-up from the soil surface. The use of this chemical may result in contamination of groundwater, particularly in areas where soils are permeable (e.g. sandy soil) and/or the depth to the water table is shallow. Toxic to bees.

## Toxicity

Titan: Oral LD<sub>50</sub> (rats) = > 2,000 mg/kg. Dermal LD<sub>50</sub> (rats) = > 4,000 mg/kg.

## Storage

Store in a cool place. Do not store in direct sunlight. Protect from freezing temperatures.

# Verimark

Group 28

## Formulation

Product	Company	Active ingredient	Formulation	Container size
Verimark (PCP# 30892)	FMC Corporation	Cyantraniliprole: 200 g/L	Suspension	2.365 L

## Crops, Insects Controlled and Rates

Crop	Insects controlled	Rate	Specific comments
Potato	Colorado potato beetle Potato flea beetle (early season control of spring adults)	6.75 to 9 mL per 100 metre of row OR 304 to 405 mL per acre (based on 90 cm row spacing)	In-furrow application: Apply as a narrow band in-furrow. For best results, direct spray on the seed pieces in the furrow. Thorough coverage of seed pieces is important to obtain optimum control.

## Registered Tank Mixes

None registered.

## Application Information

Mix with water for application as in-furrow spray or seed-piece treatment with appropriate equipment. Always add Verimark to water; never put Verimark into a dry tank or other mixing equipment without first adding water. Mix thoroughly; once dispersed, continued agitation is required. Spray mix should not be stored overnight in the spray tank.

## Application Tips

When pest populations are expected to be high, use the highest listed application rate for that pest. Coverage is important to obtain optimum control. Do not make more than one soil application per season. Do not exceed a total of 0.607 L/acre per season.

## How it Works

After exposure to Verimark, affected insects will rapidly stop feeding, become paralyzed, and typically die within 1 - 3 days.

## Restrictions

Do not make a subsequent foliar application of any Group 28 insecticide for a minimum of 60 days following an in-furrow application planting of seed pieces treated with Verimark insecticide. **Colorado Potato Beetle Resistance Management:** Do not apply any Group 28 insecticide for Colorado Potato Beetle control if Verimark was used at planting as in-furrow. **Re-cropping:** Plant-back Intervals (PBI) for rotational crops range from 0 to 365 days. See the label for information on PBI for specific crops.

## Environmental Precautions

Verimark is toxic to aquatic organisms. Do not contaminate irrigation or drinking water supplies or aquatic habitats by the cleaning of equipment or disposal of wastes. Toxic to bees. This product is systemic, and bees can be exposed to product residues in flower, leaves, pollen and/or nectar resulting from soil applications. However, when this product is applied and used according to label directions, the risk to bees is expected to be negligible.

## Toxicity

Low acute toxicity. Oral LD<sub>50</sub> (rats) = > 5,000 mg/kg.

## Storage

Store product in original container only, away from other pesticides, fertilizer, food or feed. Keep container closed.

# Voliam Xpress

**Group 3, 28**

## Formulation

Product	Company	Active ingredient	Formulation	Container size
Voliam Xpress (PCP# 30325)	Syngenta	Lambda-cyhalothrin: 50 g/L Chlorantraniliprole: 100 g/L	Suspension	3.78 L

## Crops, Insects Controlled and Rates

Crop	Insects controlled	Rate per acre	Specific comments
Potato	Cutworms, corn earworm, beet armyworm, leafminers, psyllids	202 mL	Do not make more than 2 applications per year. Allow 7 days between applications. Pre-harvest interval: 7 days.
Bean, chickpea, faba bean, lentil, pea, soybean	Grasshopper, lygus bug, pea leaf weevil, potato leaf hopper	91 mL	Maximum of 3 applications per season by ground application. Maximum of 1 application per year by air. Allow 7 days between applications. Pre-harvest interval: 14 days except soybean 21 days. Do not exceed 90 g chlorantraniliprole per acre per year (by ground or aerial application) and 30 g lambda-cyhalothrin per acre per year (by ground application) or 10 g lambda-cyhalothrin per acre per year (by aerial application).*
	Soybean aphid, pea aphid, bean aphid, bean leaf beetle	91 - 202 mL	
	Western bean cutworm, cabbage looper, armyworm, fall armyworm, beet armyworm, corn earworm, European corn borer	202 mL	
Corn (field and sweet)	Armyworm, corn earworm, European corn borer	202 mL	Do not make more than 2 applications per year. Allow 7 days between applications. Pre-harvest interval: silage corn 14 days, field corn 21 days. Do not exceed 90 g chlorantraniliprole per acre per year (by ground or aerial application) and 27.6 g lambda-cyhalothrin per acre per year (by ground application) or 20 g lambda-cyhalothrin per acre per year (by aerial application), to all types of corn.*
Sunflower	Bertha armyworm, cabbage looper, cabbage seedpod weevil, imported cabbageworm, diamondback moth (larvae), flea beetles, lygus bug, sunflower beetle	91 mL	For cabbage seedpod weevil, make only one application per season by ground or air application. Maximum of 3 applications per season by ground application. Maximum of 1 application per year by air. Allow 7 days between applications. Pre-harvest interval: 7 days.
Canola			
Mustard (condiment and seed)			

\* Maximum application amounts per acre include Voliam Xpress as well as other Group 3 and/or Group 28 insecticides. Consult the label of other products containing these active ingredients prior to treatment to ensure the annual maximum is not exceeded.

## Application Information

**How to Apply:** Ground and aerial application. **Water Volume:** Potato and corn – Ground: 60 L of water per acre. Air: 16 L of water per acre. Bean, chickpea, faba bean, lentil, pea, soybean, canola, rapeseed, mustard (seed and condiment) and sunflower – Ground: 40 - 80 L water per acre. Air: 16 L of water per acre.

## Application Tips

Ensure adequate water volumes are used for optimum coverage. Apply no later than when insect feeding is first seen on foliage. Re-apply after 7 days if populations reach economic threshold levels. Avoid application at temperatures above 25°C. Control of insects may be reduced at higher temperatures.

### How it Works

Voliam Xpress insecticide works through contact and ingestion. It provides rapid knockdown and residual control of Lepidopteran (e.g. moth larvae) and sucking and chewing insects. Insecticide components: lambda-cyhalothrin is a synthetic pyrethroid insecticide and chlorantraniliprole is a diamide insecticide.

### Restrictions

**Potato:** Do not apply Voliam Xpress, which contains a Group 28 insecticide, following a seed piece, in-furrow or soil application of any Group 28 insecticide. **Other registered crops:** Do not make a foliar application of Voliam Xpress for a minimum of 60 days following an in-furrow or soil application or planting of seed treated with any Group 28 insecticide. **Re-cropping:** No restrictions. **Grazing:** Do not graze or harvest treated forage, straw or hay for livestock feed. **Re-entry:** 24 hours. **Rainfall:** Avoid application when heavy rain is forecast.

### Environmental Precautions

This product is highly toxic to bees exposed to direct treatment or residues on flowering crops or weeds. Do not apply this product or allow it to drift to flowering crops or weeds if bees are visiting the treatment area. Toxic to fish and aquatic organisms. **Runoff:** Do not apply Voliam Xpress where runoff is likely to occur and be hazardous to aquatic organisms in neighboring areas. To reduce runoff from treated areas into aquatic habitats, avoid application to areas with a moderate to steep slope, compacted soil or clay.

### Toxicity

Oral LD<sub>50</sub> (rats, female) = 98.11 mg/kg. Dermal LD<sub>50</sub> (rats, male and female) > 5,000 mg/kg.

### Storage

Store above 0°C in the original container to prevent freezing. If solids are present, return to room temperature and agitate until solids are dissolved.

## Insecticide Selector Chart

### Cereals

Products	Chlorpyrifos***	Coragen	Cygon/Lagon	Decis/Poleci 2.5 EC	Delegate	Eco Bran	Mako	Malathion	Matador/Silencer	Pounce/Perm-UP/Ambush	Sevin XLR
<b>Wheat, barley and oats</b>											
aphids			C					C			
brown wheat mite	C										
cereal leaf beetle								C			
cutworms	C	C	C			C*				C	
grasshoppers	C	C	C		C	C*	C	C	C	C	
thrips			C								
armyworm	C	C		C			C	C	C	C	
wheat midge**	C		C								
wireworm											
<b>Fall rye</b>											
aphids								C			
cutworm		C								C	
grasshopper		C			C		C	C		C	
armyworm		C		C			C			C	

C = Control, S = Suppression

\* Wheat and barley only

\*\* Wheat only

\*\*\* Chlorpyrifos products include Lorsban NT, Pynrex, Nufos, Citadel, Warhawk 480 EC, Sharphos

### Forages, Pasture and Rangeland

Products	Beleaf	Coragen	Cygon/Lagon	Decis/Poleci 2.5 EC	Dibrom	Eco-Bran	Mako	Malathion	Matador/Silencer	Oberon	Sevin XLR	Sivanto Prime
<b>Forages</b>												
<b>Alfalfa</b>												
alfalfa weevil		S	C					C	C			
aphids	C		C	C				C	C			C
blotch leafminer			C					C				
grasshopper		C	C	C				C	C		C	
leafhopper			C	C				C	C		C	C
lygus bugs	C		C	C	C			C	C			
plant bugs			C						C			
spider mites								C				
spittle bug								C				
two-spotted spider mite										C <sup>1</sup>		
<b>Clover</b>												
aphids				C				C <sup>2</sup>				
leafhoppers				C				C <sup>2</sup>			C	
spider mites								C <sup>2</sup>				
sweet clover weevil			C					C				
grasshoppers		C						C <sup>2</sup>			C	
<b>Timothy</b>												
grasshoppers									C			
<b>Forage grasses</b>												
grasshoppers		C									C	
<b>Pasture, rangeland, headlands and roadside</b>												
grasshoppers		C	C	C	C	C	C <sup>3</sup>	C	C		C	

<sup>1</sup> Alfalfa grown for seed production only

<sup>2</sup> Only registered for Malathion 85E

<sup>3</sup> Headlands and roadsides only

# Insecticide Selector Chart

## Oilseeds

Products	Chlorpyrifos*	Coragen	Cygon/Lagon	Decis/Poleci 2.5 EC	Eco-Bran	Mako/Ship 250 EC	Malathion	Matador/Silencer	Pounce/Perm-Up/Ambush	Sevin	Voliam Xpress
<b>Canola (including herbicide tolerant)</b>											
alfalfa looper	C										
leafhopper			C								
beet webworm				C							
Bertha armyworm	C	C	C		C		C	C			C
cabbage looper		C						C			C
cabbage seedpod weevil				C				C			C
clover cutworm				C							
cutworm	C	C							C		
diamond-back moth (larvae)	C	C		C			C	C			C
flea beetle				C		C	C	C	C	C	C
grasshopper	C	C	C	C	C	C**	C	C			
lygus bugs	C			C				C			C
red turnip beetle											
armyworm	C										
turnip aphids			C								
variegated cutworm	C										

C = Control, S = Suppression

Products	Chlorpyrifos*	Coragen	Cygon/Lagon	Decis/Poleci 2.5 EC	Malathion	Matador/Silencer	Pounce/Perm-Up/Ambush	Voliam Xpress
<b>Flax</b>								
beet webworm				C				
Bertha armyworm	C	C						
clover cutworm				C				
cutworm	C	C		C			C	
grasshopper		C		C	C	C		
true armyworm								
variegated cutworm	C							
potato aphid			C					
<b>Mustard</b>								
beet webworm				C				
Bertha armyworm		C		C		C		C
cabbage seedpod weevil				C		C		C
clover cutworm				C				
diamond-back moth (larvae)		C		C	C	C		C
flea beetle				C	C	C		C
grasshopper		C		C	C	C		
lygus bugs				C		C		C
red turnip beetle								

C = Control, S = Suppression

\* Chlorpyrifos products include Lorsban NT, Pyrinex, Nufos, Citadel, Warhawk 480 EC, Sharpfos

\*\* Mako only

## Insecticide Selector Chart

### Sugar Beet

Products	Chlorpyrifos*	Closer	Coragen	Decis/Poleci 2.5 EC	Malathion	Pounce/PermUP/Ambush
<b>Sugar beet</b>						
aphids		C				
beet webworm			C			
cutworm	C			C		C
flea beetle					C	

### Pulses

Products	Chlorpyrifos*	Coragen	Cygon/Lagon	Decis/Poleci 2.5 EC	Lannate	Malathion	Matador/Silencer	Pounce/Perm-Up/Ambush	Sevin XLR	Voliam Xpress
<b>Pea</b>										
alfalfa looper					C				C	
cutworm		C					C	C		
grasshopper		C					C			C
leafhopper						C	C			
pea aphids			C		C	C	C			C
pea leaf weevil							C			C
spider mite						C				
<b>Lentil</b>										
cutworm	C	C		C			C	C		
grasshopper	C	C		C		C	C			C
lygus bugs							C			C
pea aphids							C			C
potato leafhopper							C			C
<b>Chickpea</b>										
aphids										C
cutworm		C					C			
grasshopper		C					C			C
lygus bugs										

C = Control, S = Suppression

\* Chlorpyrifos products include Lorsban NT, Pyrinex, Nufos, Citadel, Warhawk 480 EC, Sharpfos



## Insecticide Selector Chart

### Potato

Products	Actara	Admire	Agri-Mek SC	Assail/Aceta	Beleaf	Capture 240 EC	Chlorpyrifos*	Closer	Clutch	Concept	Coragen	Cormoran	Cygon/Lagon	Decis/Poleci 2.5 EC	Delegate	Dibrom	Harvanta	Imidan	Lannate
<b>Potato</b>																			
aphids	C	C	C	C			C	C	C		C	C						C	C
cutworm							C				C								
Colorado potato beetle	C	C	C				C		C	C	C	C		C	C	C		C	
European corn borer										S	C	C			C				
leafhoppers	C	C						C	C	C		C	C	C		C		C	C
potato flea beetle		C					C			C				C		C		C	C
variegated cutworm											C								C
wireworms						C													
spider mites			C																
tarnished plant bug							C			C				C					
psyllid			C		S													S	

C = Control, S = Suppression

(continued)

\* Chlorpyrifos products include Lorsban NT, Pyrinex, Nufos, Citadel, Warhawk 480 EC, Sharphos

## Insecticide Selector Chart

### Potato (continued)

Products	Mako/Ship 250 EC	Malathion	Matador/Silencer/Labamba	Minecto Duo WG	Minecto Pro	Movento	Orthene	Pounce/Perm UP/Ambush	Pyrifos	Rimon	Sefina	Sevin XLR	Sivanto Prime	Superior 70 Oil	Thimet 20G	Titan	Verimark	Voliam Xpress
<b>Potato</b>																		
aphids		C		C		C	C					C		C	C		C	
cutworm	C**																	C
Colorado potato beetle	C	C	C	C	C			C		C		C	C				C	C
European corn borer			C		C					C								
leafhoppers	C	C	C	C			C	C				C	C				C	
potato flea beetle	C		C	C	C		C	C				C					C	C
variegated cutworm	C**																	
wireworms									S						C	S		
spider mites		C			C													
tarnished plant bug			C				C	C				C						
psyllids					C													C

C = Control, S = Suppression

\* Chlorpyrifos products include Lorsban NT, Pynex, Nufos, Citadel, Warhawk 480 EC, Sharphos

\*\* Mako only

# Seed Treatment Index

	<b>Page/s</b>
Seed Treatment of Cereal, Forage, Oilseed and Pulse Crops .....	462
Purpose of seed treatment .....	462
Methods of seed treatment .....	462

## Tables

Seed Treatment Fungicide Group Classification by Mode of Action .....	463
---	-----

## Seed Treatment Selector Charts

Cereals .....	518
Oilseed Crops .....	520
Corn .....	521
Forages (Grasses and Legumes – alfalfa, bird’s-foot trefoil, clover, vetch).....	521
Potato.....	521
Pulse Crops .....	522

## Product Registrations

<b>Name</b>	<b>Page/s</b>	<b>Name</b>	<b>Page/s</b>
Agrox FL .....	464	METLOCK CT .....	492
Allegiance FL.....	465	NipsIt INSIDE 600 Insecticide .....	494
Apron Advance.....	466	NipsIt SUITE Cereals OF Seed Protectant.....	493
Apron Maxx RTA .....	467	Poncho 600 FS .....	494
Belmont 2.7 FS .....	465	Potato ST 16 .....	508
Cover 2 .....	498	Proseed .....	496
Crown .....	469	Prosper EverGol .....	497
Cruiser 5FS .....	470	PSPT 16% .....	508
Cruiser Maxx Potato Extreme.....	471	Rancona Pinnacle.....	498
Cruiser Maxx Vibrance Beans.....	472	Rancona Trio.....	499
Cruiser Maxx Vibrance Cereals.....	473	Rancona V RS .....	500
Cruiser Maxx Vibrance Pulses .....	475	Raxil PRO.....	501
Cruiser Vibrance Quattro .....	476	Raxil Pro Shield Seed Treatment.....	502
Deflect.....	478	Senator PSPT .....	504
Emesto Silver .....	479	Solan MZ .....	508
EverGol Energy .....	480	Sombrero .....	504
Fortenza .....	481	Stress Shield 600 .....	504
Helix Vibrance.....	482	Trilex EverGol .....	506
Insure Cereal.....	483	Trilex EverGol SHIELD.....	507
Insure Cereal FX4.....	484	Tuberseal PSPT .....	508
Insure Pulse .....	486	Vibrance Maxx .....	509
INTEGO Solo.....	487	Vibrance Quattro.....	510
Loveland Vitaflo .....	516	Vibrance Ultra Potato.....	512
Lumiderm .....	488	Vibrance XL.....	513
Lumivia CPL.....	489	Visivio .....	515
Maxim D .....	490	Vitaflo 280 .....	516
Maxim MZ PSP .....	490	Vitaflo SP Fungicide.....	516
Mertect SC .....	491		

## Seed Treatment of Cereal, Forage, Oilseed and Pulse Crops

### Purpose of seed treatment

Seed treatment provides economical insurance against many diseases and some insect pests of seed and seedlings. Chemical treatment can give seedlings a head start by preventing or reducing damage resulting from certain crop pests.

Diseases are controlled by contact fungicides that destroy fungi carried on the seed, such as common bunt of wheat, the surface-borne smuts of barley and oats, fungus stripe of barley and some leaf-spotting and seed decay fungi. Systemic fungicides destroy fungi carried in the seed, such as loose smut of wheat and barley, and they protect the early growth of the seedling.

Specific recommendations:

- Rye and flax should be treated because they are very susceptible to seed decay.
- Winter wheat should be treated to prevent bunt and seed decay as well as to promote good seedling growth.
- If bunt or smut was observed in a crop that will be used for seed, the grain should be treated. If a variety is grown that is susceptible to bunt or smut and the presence of the disease is uncertain, it may be wise to treat the seed annually or every second year, depending on the susceptibility of the variety.

- Canola should always be treated to control the seed-borne phase of blackleg.
- Alfalfa seed is treated to control verticillium wilt.

Insecticidal seed treatment will prevent or reduce damage caused by certain crop pests.

### Methods of seed treatment

#### Custom treatment

Fungicides are applied to the seed sometime before planting. Seed cleaning plants are equipped to treat seed with liquid fungicides. Canola can only be treated by custom applicators as there are no farmer-applied seed fungicides available. Farmers can use a variety of methods for both liquid and dry formulation application.

#### Precautions

- **read** and **follow** label directions carefully
- **treated** seed must not be allowed to contaminate grain intended for food, feed or commercial use
- **bury** leftover treated seed or store it safely in labelled bags for future use as seed
- **treated** seed offered for sale must be labelled with the name of the treated chemicals (*Canada Seed Act*)
- **treated** seed in transit must be bagged or bulk loads tarped to prevent spillage

## Seed Treatment Fungicide Group Classification by Mode of Action

Chemical family	Active ingredients	Found in			
<b>Group 1</b>	<b>Inhibition of tublin formation.</b>				
Benzimidazole	thiabendazole	Apron Advance	Crown	Mertect SC	
	thiophanate-methyl	Senator PSPT			
<b>Group 3</b>	<b>Demethylation inhibitors.</b>				
Triazoles	difenoconazole	Cruiser Maxx Vibrance Cereals*	Cruiser Maxx Potato Extreme* Cruiser Vibrance Quattro*	Helix Vibrance* Maxim D Vibrance Quattro Visivio*	Vibrance Ultra Potato Vibrance XL
(includes conazoles)	ipconazole	Rancona Pinnacle	Rancona VRS		
	tebuconazole	Deflect Raxil MD	Raxil Pro Raxil Pro Shield*	Raxil WW*	
	triticonazole	Insure Cereal	Insure Cereal FX4		
	metconazole	METLOCK CT	NipsIt SUITE Cereals OF Seed Protectant*		
	prothioconazole	Ernesto Silver EverGol Energy	Raxil Pro Raxil Pro Shield	Titan Ernesto*	
<b>Group 4</b>	<b>Phenylamides. Affects RNA synthesis.</b>				
Acylamides	metalaxyl	Allegiance FL Belmont 2.7 FS Cruiser Vibrance Quattro*	EverGol Energy Insure Cereal Insure Pulse METLOCK CT Deflect	NipsIt SUITE Cereals OF Seed Protectant* Prosper <sup>EverGol*</sup> Rancona Pinnacle	Raxil MD Raxil WW Trilex EverGol SHIELD Trilex EverGol Vibrance Quattro
	metalaxyl-M	Apron Advance Apron Maxx RTA Cruiser Maxx Vibrance Beans*	Cruiser Maxx Vibrance Beans* Cruiser Maxx Vibrance Cereals*	Dividend XL RTA Helix Vibrance* Insure Cereal FX4	Orondis Gold Potato Vibrance XL Visivio*
<b>Group 7</b>	<b>Succinate dehydrogenase. Inhibits mitochondrial function.</b>				
Carboxamides	carbathiin	Crown Loveland Vitaflo	Rancona VRS	Vitaflo 280	Vitaflo SP
	penflufen	Ernesto Silver EverGol Energy	Prosper <sup>EverGol*</sup> Titan Ernesto*	Trilex EverGol	Trilex EverGol SHIELD
	sedaxane	Cruiser Maxx Vibrance Beans* Cruiser Maxx Vibrance Cereals*	Cruiser Vibrance Quattro* Helix Vibrance*	Vibrance Quattro Vibrance Ultra Potato	Vibrance XL Visivio*
	fluxapyroxad	Insure Cereal FX4	Insure Pulse		
<b>Group 11</b>	<b>Strobilurin type action and resistance. Inhibit mitochondrial respiration.</b>				
Strobilurin	trifloxystrobin	Prosper <sup>EverGol*</sup>	Trilex EverGol	Trilex EverGol SHIELD	
	pyraclostrobin	Insure Cereal	Insure Cereal FX4	Insure Pulse	
<b>Group 12</b>	<b>Phenylpyrroles.</b>				
Phenylpyrroles	fludioxonil	Apron Advance Apron Maxx RTA Cruiser Maxx Potato Extreme*	Cruiser Maxx Vibrance Beans* Cruiser Maxx Vibrance Pulses*	Cruiser Vibrance Quattro* Helix Vibrance* Maxim D	Maxim MZ PSP Proseed Vibrance Quattro Visivio*
<b>Group 22</b>					
Thiazole carboxamide	ethaboxam	INTEGO Solo			
<b>Group 40</b>					
Amide fungicide	mandipropamid	Vibrance Ultra Potato			
<b>Group M</b>	<b>Multi-site activity.</b>				
Dithiocarbamates	mancozeb	MancoPlus PSPT Maxim MZ PSP	Potato ST 16 Solan MZ	Tuberseal PSPT	
	thiram	Loveland Vitaflo	Thiram 75WP	Vitaflo 280	Vitaflo SP
Phthalimide	captan	Agrox B-2*	Agrox CD*	Agrox FL	DCT

\* Contains fungicide and insecticide combination. Information on Insecticide Mode of Action can be found in the Insecticide section.

# Agrox FL

Fungicide Group M

## Formulation

Product	Company	Active ingredient	Formulation	Container size
Agrox FL (PCP# 12028)	Norac Concepts Inc.	Captan: 30%	Flowable	20 L, 415 L, 1,000 L

## Crops, Diseases Controlled and Rates

Crop	Diseases	Rate per 25 kg seed
Bean (dry)	Storage rot, seed decay, root rot, damping-off, seedling blight	70 mL
Corn (field)		30* - 50 mL
Corn (sweet)		60* - 85 mL
Pea, lentil, chickpea		70 mL
Sugar beet		155 mL

\* Product is to be applied at this rate only by a professional applicator using equipment that will assure complete and uniform coverage.

## Registered Tank Mixes

None registered.

## Application Information

Mix the recommended amount of Agrox FL with the amount of water required for the slurry treater equipment to be used. Use equipment that will ensure complete and uniform coverage. Seed treated by this method should be dried before bagging. A colourant must be added to this product to colour the seed in accordance with the *Pest Control Products Act* and the *Seeds Act* Regulations.

## How it Works

Captan is a phthalimide fungicide with multi-site contact activity.

## Restrictions

Do not use treated seed for food, feed or oil processing.

## Environmental Precautions

Agrox FL contains a petroleum distillate, which is moderately to highly toxic to aquatic organisms. Avoid contamination of aquatic systems during application. Do not contaminate these systems through direct application, disposal of waste or cleaning of equipment.

## Toxicity

Oral LD<sub>50</sub> (rats) = 5,000 mg/kg. Dermal LD<sub>50</sub> (rabbit) = 2,000 mg/kg.

## Storage

Store in cool, dry place away from food or feed. Keep container closed when not in use.

# Allegiance FL/Belmont 2.7 FS

Fungicide Group 4

## Formulation

Product	Company	Active ingredient	Formulation	Container size
Allegiance FL (PCP# 26674)	Bayer CropScience	Metalaxyl: 317 g/L	Liquid suspension	3.79 L
Belmont 2.7 FS (PCP# 30246)	UPL AgroSolutions Canada			500 mL, 10 L, 200 L

## Crops, Diseases Controlled and Rates

Crops	Diseases	Rate per 100 kg seed	Water	Total volume
Cereals (wheat, barley, oat, rye, triticale)	Seed rot and seedling blight	6.3 - 12.6 mL	493.7 - 487.4 mL	500 mL
Chickpea, dry pea	Seed rot and seedling blight	16 - 110 mL	484 - 390 mL	500 mL
Canola, rapeseed, pea (processing)	Seed rot and seedling blight	32 - 110 mL	484 - 390 mL	500 mL
Alfalfa, bean, bird's-foot trefoil, clover, vetch, sainfoin	Seed rot and seedling blight	46 - 110 mL	454 - 390 mL	500 mL
Grasses (forage)	Seed rot and seedling blight	46 - 93 mL	454 - 407 mL	500 mL
Sunflower	Seed rot and seedling blight, downy mildew	110 - 189* mL	390 - 311 mL	500 mL
Lentil (low tannin)**	Pythium seed rot	16 mL	484 mL	500 mL
Soybean	Seed rots and seedling blights, early season Phytophthora	46 - 93 mL	454 - 407 mL	500 mL
Corn (field, sweet)	Seed rots and seedling blights	46 - 110 mL	454 - 390 mL	500 mL

\* Higher rate needed for downy mildew. \*\* For use on low tannin lentil destined for export or seed production only.

## Registered Tank Mixes

None registered.

## Application Information

Mix with water to form a slurry seed treatment. A suitable seed colourant must be added to the slurry prior to application on seed. See instructions supplied with the applicable seed treater system for information on proper application techniques.

## Crops Intended for Export

If the crop is intended for export, consult with the importer to establish what rates of Allegiance FL are used on the crop in their country for controlling specific diseases.

## Application Tips

Use only the recommended rates.

## How it Works

Metalaxyl is a systemic fungicide that is absorbed into the germinating seed and is transported through the growing seedling, providing control of seed and seedling diseases.

## Restrictions

**Grazing:** Do not graze or feed livestock on treated areas for four weeks after planting. Treated seed must not be used for food, feed or oil processing.

**Allegiance FL/Belmont 2.7 FS (cont'd)****Environmental Precautions**

Treated seed may be toxic to birds and other wildlife. Clean up any spilled seed. Ensure that treated seed is properly incorporated at planting. Do not apply this product directly to freshwater habitats, estuaries or marine habitats. Do not contaminate irrigation or drinking water supplies or aquatic habitats by cleaning of equipment or disposal of wastes.

**Toxicity**

Oral LD<sub>50</sub> (rats) = 2,900 mg/kg. Dermal LD<sub>50</sub> (rabbit) = 2,000 mg/kg.

**Storage**

Store product in original container away from other pesticides, fertilizer, food or feed. Do not store product in direct sunlight. Do not store Allegiance FL above 35°C or below 0°C.

# Apron Advance

**Fungicide Group 1, 4, 12****Formulation**

Product	Company	Active ingredient	Formulation	Container size
Apron Advance (PCP# 30627)	Syngenta	Thiabendazole: 150 g/L Fludioxonil: 25 g/L Metalaxyl-M: 20 g/L	Liquid suspension	10 L

**Crops, Diseases Controlled and Rates**

Crops	Diseases	Rate per 100 kg seed
<b>Chickpea</b>	Seed-borne ascochyta blight caused by <i>Ascochyta rabiei</i> Seed rot, pre-emergence and post-emergence damping-off caused by <i>Fusarium</i> spp., <i>Rhizoctonia</i> spp. and <i>Pythium</i> spp. Seed rot and seedling blight caused by seed-borne <i>Botrytis</i> spp. Seedling blight caused by <i>Fusarium</i> spp. and <i>Pythium</i> spp.	100 mL
<b>Lentil</b>	Seed-borne ascochyta blight caused by <i>Ascochyta lentis</i> Seed rot, pre-emergence and post-emergence damping-off caused by <i>Fusarium</i> spp., <i>Rhizoctonia</i> spp. and <i>Pythium</i> spp. Seed rot and seedling blight caused by seed-borne <i>Botrytis</i> spp. Seedling root rot caused by <i>Fusarium</i> spp.	

**Registered Tank Mixes**

Apron Advance can be tank mixed with Cruiser 5FS for wireworm protection.

**Application Information**

Apply 100 mL of Apron Advance seed treatment per 100 kg of seed as a water-based slurry utilizing standard slurry seed treatment equipment that provides uniform seed coverage. **To achieve an accurate slurry, fill each jug with water and shake well prior to application.** Uneven or incomplete seed coverage may not give the desired level of disease control. Thoroughly mix the recommended amount of Apron Advance seed treatment into the required amount of water for the slurry treater and dilution rate to be used. Slurry volumes will vary depending on seed size.

**Seed Treatment and Inoculants:** Apron Advance can be used with most Rhizobium-based inoculants. Contact inoculant manufacturer for proper recommendations. Treated seed may not flow at the same rates through seeding equipment as untreated seed. Mixing with inoculants may increase drying time. With rough-coated seed, the addition of water to Apron Advance will increase coverage; contact Syngenta for more information.



**How it Works**

Fludioxonil is a phenylpyrrole fungicide with contact activity. Metalaxyl-M is an acylalanine fungicide with systemic activity against certain fungal diseases. Thiabendazole is a systemic benzimidazole fungicide with activity against certain fungal diseases.

**Restrictions**

**Grazing:** Do not graze or feed livestock on treated areas for four weeks after planting. **Re-cropping:** Do not plant any crop other than soybean, bean, chickpea, lentil, lupin, faba bean and pea within 30 days to fields in which treated seeds were planted.

**Environmental Precautions**

Apron Advance is toxic to fish and other aquatic organisms. Do not contaminate irrigation or drinking water supplies or aquatic habitats by cleaning of equipment or disposal of wastes. Any spilled or exposed seeds must be incorporated into the soil or cleaned up.

**Toxicity**

Oral LD<sub>50</sub> (rats) = > 5,000 mg/kg. Dermal LD<sub>50</sub> (rats) = > 5,050 mg/kg.

**Storage**

Heated storage required. Do not store above 30°C. Store product in original container.

# Apron Maxx RTA

Fungicide Group 4, 12

**Formulation**

Product	Company	Active ingredient	Formulation	Container size
Apron Maxx RTA (PCP# 27577)	Syngenta	Fludioxonil: 0.73% Metalaxyl-M: 1.1%	Liquid suspension	450 L

**Crops, Diseases Controlled and Rates**

Crops	Diseases	Rate per 100 kg seed
Chickpea	Seed rot, pre-emergence and post-emergence damping-off caused by <i>Fusarium</i> spp., <i>Rhizoctonia</i> spp. and <i>Pythium</i> spp.	325 mL
	Seed rot and seedling blight caused by seed-borne <i>Botrytis</i> spp.	
	Seedling blight caused by <i>Fusarium</i> spp. and <i>Pythium</i> spp.	
	Seed-borne ascochyta blight caused by <i>Ascochyta rabiei</i>	
Dry bean	Damping-off caused by <i>Fusarium</i> spp., <i>Rhizoctonia</i> spp. and <i>Pythium</i> spp.	325 mL
	Seedling blight caused by <i>Pythium</i> spp.	
	Anthraco-nose caused by seed-borne <i>Colletotrichum</i> spp.	
Lentil	Seed rot, pre-emergence and post-emergence damping-off caused by <i>Fusarium</i> spp., <i>Rhizoctonia</i> spp. and <i>Pythium</i> spp.	325 mL
	Seed rot and seedling blight caused by seed-borne <i>Botrytis</i> spp.	
	Seedling root rot caused by <i>Fusarium</i> spp.	
	Seed-borne ascochyta blight caused by <i>Ascochyta lentis</i>	

**Apron Maxx RTA (cont'd)**

Crops	Diseases	Rate per 100 kg seed
Pea (field and succulent) <sup>1</sup>	Seed rot, seedling blight, pre-emergence and post-emergence damping-off caused by <i>Fusarium</i> spp., <i>Rhizoctonia</i> spp. and <i>Pythium</i> spp. Seed-borne ascochyta blight and foot rot caused by <i>Ascochyta pinodes</i>	325 mL
	Seed-borne ascochyta blight and foot rot caused by <i>Asychota pinodes</i>	
Soybean <sup>2</sup>	Damping-off and seed rots caused by <i>Pythium</i> spp., <i>Fusarium</i> spp. and <i>Rhizoctonia</i> spp.	
	Seedling blight caused by <i>Fusarium</i> spp. and <i>Pythium</i> spp.	
	Seedling root rot caused by <i>Fusarium</i> spp.	
	Seed rot and seedling blight caused by seed-borne <i>Phomopsis</i> spp.	
Faba bean <sup>1</sup>	Seed rot/pre-emergence damping-off, post-emergence damping-off and seedling blight caused by <i>Fusarium</i> spp., <i>Pythium</i> spp. and <i>Rhizoctonia</i> spp.	

<sup>1</sup> Registered under User Requested Minor Use Label Expansion program. <sup>2</sup> Based on 6,660 soybean seeds per bushel. <sup>3</sup> Apron Maxx RTA provides early season protection against *Phytophthora* root rot for tolerant varieties of soybean. If target fields have a history of high *Phytophthora* pressure, or susceptible varieties are to be treated then tank mix 325 mL of Apron Maxx RTA with 31 mL of Apron XL LS fungicide per 100 kg of seed.

**Registered Tank Mixes**

Apron Maxx RTA can be tank mixed with Cruiser 5FS to produce Cruiser Maxx Pulses.

**Application Information**

Apron Maxx RTA is a ready-to-apply seed treatment for use in commercial seed treatment plants and for on-farm treatment. Apron Maxx RTA may also be used in treat-on-the-go air seeders. The equipment must provide uniform coverage on the seed. Allow the seed to dry before bagging, storing or seeding.

**Seed Treatment and Inoculants**

Apron Maxx RTA can be used with some *Rhizobium*-based inoculants. Contact inoculant manufacturer for proper recommendations. Treated seed may not flow at the same rates through seeding equipment as untreated seed. With rough coated seed, the addition of water to Apron Maxx will increase coverage; contact Syngenta for more information.

**How it Works**

Fludioxonil is a phenylpyrrole fungicide with contact activity. Metalaxyl-M is an acylalanine fungicide with systemic activity against certain fungal diseases.

**Restrictions**

**Grazing:** Do not graze or feed livestock on treated areas for four weeks after planting. **Re-cropping:** Do not plant any crop other than soybean, bean, chickpea, lentil, lupin, faba bean and pea within 30 days to fields in which treated seeds were planted.

**Environmental Precautions**

Apron Maxx RTA is toxic to fish and other aquatic organisms. Do not contaminate irrigation or drinking water supplies or aquatic habitats by cleaning of equipment or disposal of wastes. Any spilled or exposed seeds must be incorporated into the soil or cleaned up.

**Toxicity**

Oral LD<sub>50</sub> (rats) = 5,050 mg/kg. Dermal: LD<sub>50</sub> (rabbit) = 2,020 mg/kg.

**Storage**

Heated storage required. Do not store Apron Maxx RTA above 30°C. Store product in original container.

# Crown

Fungicide Group 1, 7

## Formulation

Product	Company	Active ingredient	Formulation	Container size
Crown (PCP# 23430)	Chemtura Canada	Carbathiin: 92 g/L Thiabendazole: 58 g/L	Liquid	10 L, 200 L, 1000 L

## Crops, Diseases Controlled and Rates

Crops	Diseases	Rate per 25 kg seed	Comments
Lentil	Post-emergence damping off, seed rot ( <i>Botrytis</i> and <i>Fusarium</i> )	75 - 150 mL	Apply the higher rate when there is a history of high disease pressure in the field.
	Seed-borne ascochyta ( <i>Ascochyta lentis</i> )	150 mL	
Chickpea	Seed-borne ascochyta ( <i>Ascochyta rabiei</i> )	75 - 150 mL	Use the higher rate for smaller seed size varieties.

## Application Information

**Commercial treaters and on-farm auger treating:** Crown is added directly to the seed as it enters a mixing chamber or auger. When a grain auger is used for treating, running the auger less than full is key to adequate mixing.

**Application to seed in a hopper box or seed drill:** Partially fill the hopper box or seed drill with a pre-measured amount of seed. Apply the proper amount of Crown evenly over the surface of the seed. Mix with a paddle until all seed is of a uniform red colour, indicating adequate coverage. Repeat this procedure until the hopper box or seed drill is filled. Seed can be planted immediately after treatment without drying.

**Seed treatment and inoculum sticker:** Crown's liquid properties enable this product to perform as a sticker for inoculants. Partially fill the hopper box or seed drill with a pre-measured amount of seed. Apply the proper amount of Crown evenly over the surface of the seed. Read inoculum label before use. Apply the recommended amount of inoculum evenly over the treated seed and mix thoroughly. Repeat this procedure until the hopper box or seed drill is filled. Seed treated with Crown will remain damp for a period of time following treatment. This enables inoculant added to the hopper box or seed drill to adhere uniformly to seed, thus ensuring adequate nodulation of lentil and chickpea seedlings.

## How it Works

Thiabendazole, a fungicide, controls seed-borne diseases. Carbathiin, a systemic fungicide, penetrates the seed coat to control diseases of the seed and seedling.

## Restrictions

**Grazing:** Do not graze or feed livestock on treated areas for four weeks after planting. Do not use treated seed for food, feed or oil processing.

## Environmental Precautions

Crown contains a petroleum distillate, which is moderately to highly toxic to aquatic organisms. Do not contaminate water during application, cleaning of equipment or disposing of wastes. Any spilled or exposed seed must be incorporated into the soil or cleaned up from the soil surface.

## Toxicity

Oral LD<sub>50</sub> (rats) carbathiin = 3,820 mg/kg; thiabendazole = 3,300 mg/kg.

## Storage

Store product in original container only, away from other pesticides, fertilizer, food or feed. Keep container closed. Do not store Crown in direct sunlight. Do not store Crown above 35°C or below 0°C.

# Cruiser 5FS

Insecticide Group 4

## Formulation

Product	Company	Active ingredient	Formulation	Container size
Cruiser 5FS (PCP# 27045)	Syngenta	Thiamethoxam: 47.6%	Liquid suspension	56.78 L

## Crops, Insects Controlled and Rates

Crops	Insects	Rate per 100 kg of seed	Specific Comments
Wheat and barley	Wireworms	17 mL, 33 - 50 mL	Use the 17 mL/100 kg seed rate for wireworm suppression. For moderate or high wireworm pressure, treat crops at the 33 - 50 mL/100 kg seed. May be applied on-farm or by commercial treaters using closed transfer including closed mixing, loading, calibrating and closed treatment equipment.
	European chafer	50 mL	
Chickpea, lentil, dry pea, faba bean	Wireworms	17 mL, 33 - 50 mL	Use the 17 mL/100 kg seed rate for wireworm suppression. For moderate or high wireworm pressure, treat crops at the 33 - 50 mL/100 kg seed. May be applied on-farm or by commercial treaters using closed transfer including closed mixing, loading, calibrating and closed treatment equipment.
Dry pea (including field pea)	Pea leaf weevil	50 mL	

## Registered Tank Mixes

Cruiser 5FS can be tank mixed with Apron Maxx RTA, Dividend XL RTA and Vibrance 500FS. Follow the more stringent precautionary measures for mixing, loading and applying as stated on both product labels.

## Application Information

Ensure product is thoroughly mixed prior to application. Apply Cruiser 5FS Seed Treatment utilizing closed system seed treatment equipment that provides uniform seed coverage. Thoroughly mix the recommended amount of Cruiser 5FS Seed Treatment into the required amount of water for the slurry rate to be used. Maintain constant agitation of the slurry. Allow the seed to dry before bagging or storing into bulk containers. Depending on planting equipment, seed treated with Cruiser 5FS Seed Treatment may not flow through planting equipment at the same rate as untreated seed. Recalibrate equipment before planting treated seed.

## How it Works

Cruiser 5FS Seed Treatment belongs to the neonicotinoid class of chemistry that controls listed chewing and sucking insects through contact and systemic activity. When seed is treated for post-planting protection against registered pests, Cruiser 5FS Seed Treatment will also provide protection during post-treatment storage of the seed against damage from many storage insect pests. Seed treated with Cruiser 5FS Seed Treatment has been tested and found to be effective against rusty grain beetle, saw-toothed grain beetle, red flour beetle, rice weevil, lesser grain borer, European corn borer and Indian-meal moth.

## Restrictions

Treated seed must not be used for food, feed or oil processing. **Grazing:** Do not graze or feed livestock on seeded area for 45 days after planting.

## Environmental Precautions

Thiamethoxam is toxic to bees. Bees can be exposed to product residues in flowers, leaves, pollen and/or nectar resulting from seed treatment applications. Do not apply directly to water or to areas where surface water is present. Treated seed is toxic to birds and small wild mammals. Spilled or exposed seeds and dust must be incorporated into the soil or cleaned up from the soil surface.

**Toxicity**

Oral LD<sub>50</sub> (rats) = > 5,000 mg/kg. Dermal LD<sub>50</sub> (rabbit) = > 5,050 mg/kg. Toxic to bees.

**Storage**

Heated storage required. Store product in original container, ideally at temperatures below 30°C.

# Cruiser Maxx Potato Extreme

Insecticide Group 4 Fungicide Group 3, 12

**Formulation**

Product	Company	Active ingredient	Formulation	Container size
Cruiser Maxx Potato Extreme (PCP# 31024)	Syngenta	Thiamethoxam: 250 g/L	Liquid suspension	5.54 L
		Fludioxonil: 64.5 g/L Difenoconazole: 123 g/L		

**Crops, Insects and Diseases Controlled, Rates**

Crops	Insects	Diseases	Rate per 100 kg of seed
Potato	Colorado potato beetle, aphids (including green peach, potato, buckthorn and foxglove aphid), potato leafhopper	Black scurf (suppression), stem and stolon canker ( <i>Rhizoctonia solani</i> ) Silver scurf ( <i>Helminthosporium solani</i> ) Fusarium dry rot ( <i>Fusarium</i> spp.)	20 mL

**Application Information**

Store cut seeds between 7 and 10°C. Apply only in areas with adequate ventilation or in areas that are equipped to remove mist or dust. Seed loading onto the belt should be uniform. If the treated seed is to be stored for several days, ensure there is adequate cool air movement through the pile of cut seed potato at a relative humidity of 85 - 90%. An inert dust may be used to help suberization. Cut and treated seed should not be piled above 1.8 m in height. Optimal results are obtained if potatoes are planted immediately after being treated. Do not apply more than 190 mL/acre (rate required for seeding rate of 21 cwt/acre). For seeding rates higher than 21 cwt/acre, use Maxim D plus Actara (consult labels for rates).

**How to Apply**

Apply as a water-based slurry utilizing standard slurry seed treatment equipment that provides uniform seed coverage. Thoroughly mix the recommended amount of Cruiser Maxx Potato Extreme into the required amount of water or tank mix partner for the slurry treater and dilution rate to be used. Maintain constant agitation of the slurry during treatment.

**How it Works**

Cruiser Maxx Potato Extreme is active against black scurf, stem and stolon canker, silver scurf, and fludioxonil resistant Fusarium dry rot and contains thiamethoxam, a systemic neonicotinoid insecticide that controls listed sucking and chewing insects through contact and ingestion.

**Restrictions**

**Grazing:** Do not graze or feed livestock on seeded area for 45 days after planting. Do not use treated seed for food, feed or oil processing. **Re-cropping restrictions:** Treated areas may be replanted immediately following harvest or as soon as practical following the last application with any crop listed on the label or to sorghum, wheat, barley and canola. Any cover crop planted for erosion control or soil improvement may be planted as soon as practical following the last application. The cover crop may not be grazed or harvested for food or feed. For all other crops, a 120-day plant-back interval is required.

**Cruiser Maxx Potato Extreme (cont'd)****Environmental Precautions**

This product is toxic to fish and aquatic invertebrates. Do not apply this product directly to water or to areas where surface water is present. Toxic to bees. Bees can be exposed to product residues in flowers, leaves, pollen and/or nectar resulting from seed treatment applications. Treated seed is toxic to birds and small wild animals; any spilled or exposed seed must be incorporated into the soil or collected and disposed of in a safe manner.

**Toxicity**

Oral LD<sub>50</sub> > 5,050 mg/kg. Dermal LD<sub>50</sub> > 5,000 mg/kg.

**Storage**

Heated storage required. Store product in original container, ideally at temperatures below 30°C.

# Cruiser Maxx Vibrance Beans

**Insecticide Group 4 Fungicide Group 4, 7, 12**

**Formulation**

Product	Company	Active ingredient	Formulation	Container size
Cruiser Maxx Beans (PCP# 28821)	Syngenta	Thiamethoxam: 22.6% Metalaxyl-M: 1.70% Fludioxinil: 1.12%	Liquid suspension	56.78 L (Cruiser Maxx Beans) + 1.45 L (Vibrance)
Vibrance 500FS (PCP# 30438)		Sedaxane: 500 g/L		

**Crops, Insects and Diseases Controlled, Rates**

Crop	Insects	Diseases	Rate per 100 kg of seed
Soybean <sup>1</sup>	Wireworm Seed corn maggot European chafer Bean leaf beetle Soybean aphid*	Control of seed rot/pre-emergence damping-off and post-emergence damping-off caused by <i>Fusarium</i> spp., <i>Pythium</i> spp. and <i>Rhizoctonia</i> spp. Control of seedling blight caused by <i>Fusarium</i> spp. and <i>Pythium</i> spp. Control of seedling root rot caused by <i>Fusarium</i> spp. Seed rot and seedling blight caused by seed-borne <i>Phomopsis</i> spp. Early season root rot caused by <i>Phytophthora megasperma</i> var. <i>sojae</i> . <sup>2</sup> Seed decay, seedling blight and damping-off caused by <i>Rhizoctonia solani</i>	195 mL Cruiser Maxx Beans + 10 mL Vibrance
Dry Bean	Wireworm Seed corn maggot Potato leafhopper**	Control of seed rot/pre-emergence damping-off, and post-emergence damping-off caused by <i>Fusarium</i> spp., <i>Pythium</i> spp. and <i>Rhizoctonia</i> spp. Control of seedling blight caused by <i>Pythium</i> spp. Anthracnose caused by seed-borne <i>Colletotrichum</i> spp. Seed decay, seedling blight and damping off caused by <i>Rhizoctonia solani</i>	195 mL Cruiser Maxx Beans + 10 mL Vibrance

**Note**

\* Early season protection. \*\* Replaces one (1) application of a foliar insecticide spray.

<sup>1</sup> Based on 6,600 soybean seeds per kg, Cruiser Maxx Beans Seed Treatment delivers 85 µg of active ingredient (76 µg of thiamethoxam, 5.7 µg of metalaxyl-M and 3.8 µg of fludioxinil) per seed. <sup>2</sup> Cruiser Maxx Beans Seed Treatment provides early season protection against *Phytophthora* root rot for tolerant varieties of soybean. If target fields have a history of high *Phytophthora* pressure or susceptible varieties are to be treated, then tank mix 195 mL of Cruiser Maxx Beans Seed Treatment with 31 mL of APRON XL® LS Fungicide per 100 kg of seed.

**Registered Tank Mixes**

Apron XL LS at 31 mL/100 kg seed.

**Application Information**

For use in a closed application system; no open transfer of product is permitted. Apply Cruiser Maxx Vibrance Beans utilizing seed treatment equipment that provides uniform seed coverage. Seed treated with Cruiser Maxx Vibrance Beans Seed Treatment or a combination of Cruiser Maxx Vibrance Beans Seed Treatment and seed inoculants may not flow through planting equipment at the same rate as untreated seed. Recalibrate equipment before planting treated seed. Mixing with inoculants may increase drying time.

**Seed Treatment and Inoculants:** Cruiser Maxx Vibrance Beans is compatible with Rhizobium-based inoculants. Check with inoculant manufacturer for application details prior to use.

**How it Works**

Cruiser Maxx Vibrance Beans controls wireworms and other listed insects through contact and systemic activity of thiamethoxam. Fludioxonil is a phenylpyrrole fungicide with contact activity. Metalaxyl-M is an acylalanine fungicide with systemic activity against certain fungal diseases.

**Restrictions**

**Grazing:** Do not graze or feed livestock on treated areas for 45 days after planting. Treated seed must not be used for food, feed or oil processing.

**Environmental Precautions**

This product is toxic to fish and aquatic invertebrates. Do not apply this product directly to water or to areas where surface water is present. Toxic to bees. Bees can be exposed to product residues, flowers, leaves, pollen and/or nectar resulting from seed treatment applications. Treated seed is toxic to birds and small wild animals. Any spilled or exposed seed must be incorporated into the soil or cleaned up.

**Toxicity**

Oral LD<sub>50</sub> (rats) = > 5,000 mg/kg. Dermal LD<sub>50</sub> (rabbit) = > 5,000 mg/kg.

**Storage**

Heated storage required. Store product in original container, ideally at temperatures below 30°C.

# Cruiser Maxx Vibrance Cereals

**Insecticide Group 4 Fungicide Group 3, 4, 7**

**Formulation**

Product	Company	Active ingredient	Formulation	Container size
<b>Cruiser Maxx Vibrance Cereals (PCP# 30436)</b>	Syngenta	Thiamethoxam: 30.7 g/L Metalaxyl-M: 9.5 g/L	Difenoconazole: 36.9 g/L Sedaxane: 8.0 g/L	Liquid suspension 10 L, 115 L, 450 L

**Crops, Insects and Diseases Controlled, Rates**

Crops	Insects	Diseases	Diseases suppressed <sup>3, 5</sup>	Rate per 100 kg of seed
<b>Barley</b>	Wireworms <sup>1</sup> European chafer <sup>2</sup>	General seed rots <sup>3</sup> , seedling blight, root rot, and damping-off caused by seed- and soil-borne <i>Fusarium</i> or <i>Rhizoctonia</i> spp. and soil-borne <i>Pythium</i> , seed-borne <i>Septoria</i> , covered, false loose and true loose smut	Common root rot ( <i>Cochliobolus</i> spp.), <i>Fusarium</i> crown and foot rot, take-all	325 - 650 mL

**Cruiser Maxx Vibrance Cereals (cont'd)**

Crops	Insects	Diseases	Diseases suppressed <sup>3, 5</sup>	Rate per 100 kg of seed
<b>Wheat, spring</b>	Wireworms <sup>1</sup> European chafer <sup>2</sup>	General seed rots <sup>3</sup> , seedling blight, root rot, and damping-off caused by seed- and soil-borne <i>Fusarium</i> or <i>Rhizoctonia</i> spp. and soil-borne <i>Pythium</i> , common bunt <sup>6</sup> and loose smut	Common root rot ( <i>Cochliobolus</i> spp.), <i>Fusarium</i> crown and foot rot, take-all	325 - 650 mL
<b>Wheat, winter</b>	Wireworms <sup>1</sup> European chafer <sup>2</sup>	General seed rots <sup>3</sup> , seedling blight, root rot, and damping-off caused by seed- and soil-borne <i>Fusarium</i> or <i>Rhizoctonia</i> spp. and soil-borne <i>Pythium</i> ; seed borne <i>Septoria</i> <sup>4</sup> ; <i>Septoria</i> leaf blotch <sup>4, 7</sup> common bunt <sup>6</sup> ; dwarf bunt <sup>6</sup> ; loose smut	Common root rot ( <i>Cochliobolus</i> spp.), <i>Fusarium</i> crown and foot rot, take-all	325 - 650 mL
<b>Oats</b>	Wireworms <sup>1</sup> European Chafer <sup>2</sup>	General seed rots <sup>3</sup> , seedling blight, root rot and damping off caused by seed and soil-borne <i>Fusarium</i> or <i>Rhizoctonia</i> and soil-borne <i>Pythium</i> , covered smut, loose smut	Common root rot ( <i>Cochliobolus</i> spp.)	325 - 650 mL

<sup>1</sup> The 325 mL/100 kg seed rate of Cruiser Maxx Vibrance Cereals provides suppression of wireworm activity. If pressure is moderate to high or control is required, use 650 mL/100 kg seed to apply 20 g thiamethoxam per 100 kg seed. Alternatively, Cruiser Maxx Vibrance Cereals can be tank mixed with Cruiser 5FS/350FS Seed Treatment Insecticide to achieve a total use rate of 20 – 30 g of thiamethoxam per 100 kg seed. Consult each product label for registered use rates and follow all label use instructions. Read the label directions for each product and follow the most restrictive label precautions and limitations. <sup>2</sup> For control of European chafer activity on wheat and barley, mix Cruiser Maxx Vibrance Cereals with Cruiser 5FS/350FS Seed Treatment Insecticide to achieve a total use rate of 30 g of thiamethoxam per 100 kg seed. Consult each product label for registered use rates and follow all label use instructions. Read the label directions for each product and follow the most restrictive label precautions and limitations. <sup>3</sup> General seed rots controlled include those caused by saprophytic organisms such as *Fusarium*, *Pythium*, *Rhizoctonia*, *Penicillium* and *Aspergillus*. <sup>4</sup> Use the 650 mL rate for control of this disease. <sup>5</sup> Suppression means consistent control at a level that is not optimal but is still of commercial benefit. <sup>6</sup> Controls both seed- and soil-borne bunts (common, dwarf). <sup>7</sup> Early season foliar disease control for first 4 weeks after planting. For full season control, apply a foliar fungicide according to label directions.

**Registered Tank Mixes**

325 mL per 100 kg of Cruiser Maxx Vibrance Cereals commercial seed treatment may be mixed with 325 mL of Dividend XL RTA if a) there is a history of high disease pressures in the field, b) where field conditions favour seed-borne and soil-borne pathogens, or c) when controlling seed-borne *Septoria*. For increased wireworm control, Cruiser Maxx Vibrance Cereals can be tank mixed with Cruiser 5FS/350FS seed treatment insecticide.

**Application Information**

All seed treated with this product must be conspicuously coloured at the time of treatment.

**How to apply:** The highest rate of Cruiser Maxx Vibrance Cereals is available from commercial treaters for fields with high wireworm pressure. See label for protective equipment when treating or handling treated seed. For more information on higher application rates or high wireworm populations, call 1-87-SYNGENTA.

**How it Works**

Cruiser Maxx Vibrance Cereals seed treatment is a combination of the insecticide thiamethoxam and the fungicides difenoconazole, metalaxyl-M (and S-isomer) and sedaxane that controls or suppresses certain insect pests and seed- and soil-borne diseases of cereal crops. Thiamethoxam offers suppression of wireworm activity applied at the on-farm rate on seed and young seedlings.

**Restrictions**

**Grazing:** Do not graze or feed livestock on treated areas for 45 days after planting.

**Environmental Precautions**

Cruiser Maxx Vibrance Cereals is a water-based seed treatment containing three fungicides and one insecticide. The insecticidal active ingredient, thiamethoxam is slightly to practically non-toxic to fish, birds and aquatic invertebrates (water flea) but is highly toxic to honeybees and one species of aquatic invertebrate (chironomid). The fungicides, metalaxyl-M, difenoconazole and sedaxane are practically non-toxic to slightly toxic to fish, birds, aquatic invertebrates (water flea) and insects (bees). Do not contaminate irrigation or drinking water supplies or aquatic habitats by cleaning of equipment or disposal of wastes. Any spilled or exposed seeds must be incorporated into the soil or otherwise cleaned up from the soil surface.



**Toxicity**

Oral LD<sub>50</sub> (rats) = > 5,000 mg/kg. Dermal LD<sub>50</sub> (rats) = > 5,000 mg/kg.

**Storage**

Heated storage required. Do not store above 30°C. If the product should freeze, bring the product back to room temperature and ensure the contents are mixed well prior to application.

# Cruiser Maxx Vibrance Pulses

Insecticide Group 4 Fungicide Group 4, 7, 12

**Formulation**

Product	Company	Active ingredient	Formulation	Container size
Cruiser 5FS (PCP# 27045)	Syngenta	Thiamethoxam: 47.6%	Liquid suspension	56.78 L (Cruiser 5FS) + 2 x 56.78 L (Apron Maxx)
Apron Maxx RTA (PCP# 27577)		Fludioxonil: 0.73% Metalaxyl-M: 1.1%		
Vibrance 500FS (PCP# 30438)		Sedaxane: 500 g/L		1.77 L

**Crops, Insects and Diseases Controlled, Rates**

Crops	Insects	Diseases	Rate per 100 kg of seed
Chickpea	Wireworms <sup>1</sup>	Seed rot, pre-emergence and post-emergence damping-off caused by <i>Fusarium</i> spp., <i>Rhizoctonia</i> spp. and <i>Pythium</i> spp. Seed rot and seedling blight caused by seed-borne <i>Botrytis</i> spp. Seedling blight caused by <i>Fusarium</i> spp. and <i>Pythium</i> spp. Seed-borne aschochyta blight caused by <i>Ascochyta rabiei</i> Seed decay, seedling blight and damping-off caused by <i>Rhizoctonia solani</i>	325 mL Apron Maxx RTA + 10 mL Vibrance + 50 - 83 mL Cruiser 5FS.  Commercial treaters have the option of substituting 100 mL Apron Maxx RFC for Apron Maxx RTA.
Lentil	Wireworms <sup>1</sup>	Seed rot, pre-emergence and post-emergence damping-off caused by <i>Fusarium</i> spp., <i>Rhizoctonia</i> spp. and <i>Pythium</i> spp. Seed rot and seedling blight caused by seed-borne <i>Botrytis</i> spp. Seedling rot caused by <i>Fusarium</i> spp. Seed-borne aschochyta blight caused by <i>Ascochyta lentis</i> Seed decay, seedling blight and damping-off caused by <i>Rhizoctonia solani</i>	325 mL Apron Maxx RTA + 10 mL Vibrance + 50 - 83 mL Cruiser 5FS.  Commercial treaters have the option of substituting 100 mL Apron Maxx RFC for Apron Maxx RTA.
Dry pea (including field pea)	Wireworms <sup>1</sup> Pea leaf weevil <sup>1</sup>	Seed rot, seedling blight, pre-emergence and post-emergence damping-off caused by <i>Fusarium</i> spp., <i>Rhizoctonia</i> spp. and <i>Pythium</i> spp. Seed-borne aschochyta blight and foot rot caused by <i>Ascochyta pinode</i> Seed decay, seedling blight and damping-off caused by <i>Rhizoctonia solani</i>	

<sup>1</sup> Cruiser Maxx Pulses provides suppression of wireworm and pea leaf weevil activity. For moderate to heavy infestations use Cruiser 350FS. Available only through commercial treaters.

**Registered Tank Mixes**

None registered.

**Application Information**

For use in a closed application system; no open transfer of product is permitted. Apply Cruiser Maxx Vibrance Pulses utilizing seed treatment equipment that provides uniform seed coverage. Mixing with inoculants may increase drying time.

## Cruiser Maxx Vibrance Pulses (cont'd)

Seed Treatment and Inoculants: Cruiser Maxx Vibrance Pulses is compatible with Rhizobium-based inoculants. Check with inoculant manufacturer for application details prior to use.

### How to Apply

For control of the listed chewing and sucking pests, as well as seed-borne and soil-borne diseases of registered crops, mix 325 mL of Apron Maxx RTA + 10 mL of Vibrance 500 FS + 50 - 83 mL of Cruiser 5FS Seed Treatment per 100 kg of seed.

### How it Works

Cruiser Maxx Vibrance Pulses controls pea leaf weevil, wireworms and other listed insects through contact and systemic activity of thiamethoxam. Fludioxonil is a phenylpyrrole fungicide with contact activity. Metalaxyl-M is an acylalanine fungicide with systemic activity against certain fungal diseases. Sedaxane is an SDHI fungicide with systemic properties.

### Restrictions

**Grazing:** Do not graze or feed livestock on treated areas for 60 days after planting. Treated seed must not be used for food, feed or oil processing.

### Environmental Precautions

This product is toxic to fish and aquatic invertebrates. Do not apply this product directly to water or to areas where surface water is present. Toxic to bees. Bees can be exposed to product residues, flowers, leaves, pollen and /or nectar resulting from seed treatment applications. Treated seed is toxic to birds and small wild animals. Any spilled or exposed seed must be incorporated into the soil or cleaned up.

### Toxicity

Oral LD<sub>50</sub> (rats) = > 5,000 mg/kg. Dermal LD<sub>50</sub> (rabbit) = > 5,000 mg/kg.

Vibrance 500FS: Oral LD<sub>50</sub> (rats) = 2,975 mg/kg. Dermal LD<sub>50</sub> (rabbit) = > 5,050 mg/kg.

### Storage

Heated storage required. Store product in original container, ideally at temperatures below 30°C.

# Cruiser Vibrance Quattro

Insecticide Group 4 Fungicide Group 3, 4, 7, 12

## Formulation

Product	Company	Active ingredient	Formulation	Container size
Cruiser Vibrance Quattro (PCP# 31453)	Syngenta	Thiamethoxam: 61.5 g/L Difenoconazole: 36.9 g/L Sedaxane: 15.4 g/L Metalaxyl: 9.2 g/L Fludioxonil: 7.7 g/L	Liquid suspension	10 L, 115 L, 450 L

## Crops, Insects and Diseases Controlled, Rates

Crops	Insects	Diseases	Diseases suppressed <sup>3</sup>	Rate per 100 kg of seed
Barley	Wireworms European chafer <sup>1</sup>	General seed rots <sup>2</sup> , seedling blight, root rot and damping-off caused by seed- and soil-borne <i>Fusarium</i> spp. or <i>Rhizoctonia</i> spp. Seedling blight, root rot and damping-off caused by soil-borne <i>Pythium</i> spp. Covered, false loose and true loose smut	Common root rot ( <i>Cochliobolus</i> spp.), <i>Fusarium</i> crown and foot rot, take-all	325 mL

Crops	Insects	Diseases	Diseases suppressed <sup>3</sup>	Rate per 100 kg of seed
Wheat, spring	Wireworms European chafer <sup>1</sup>	General seed rots <sup>2</sup> , seedling blight, root rot, and damping-off caused by seed- and soil-borne <i>Fusarium</i> spp. or <i>Rhizoctonia</i> spp. Seedling blight, root rot and damping-off caused by soil-borne <i>Pythium</i> spp. Common bunt <sup>4</sup> and loose smut	Common root rot ( <i>Cochliobolus</i> spp.), Fusarium crown and foot rot, take-all	325 mL
Wheat, winter	Wireworms European chafer <sup>1</sup>	General seed rots <sup>2</sup> , seedling blight, root rot, and damping-off caused by seed- and soil-borne <i>Fusarium</i> spp. or <i>Rhizoctonia</i> spp. Seedling blight, root rot and damping-off caused by soil-borne <i>Pythium</i> spp. Common and dwarf bunt <sup>4</sup> Loose smut	Common root rot ( <i>Cochliobolus</i> spp.), Fusarium crown and foot rot, take-all	325 mL
Oats	Wireworms	General seed rots <sup>2</sup> , seedling blight, root rot and damping-off caused by seed- and soil-borne <i>Fusarium</i> spp. or <i>Rhizoctonia</i> spp. Seedling blight, root rot and damping-off caused by soil-borne <i>Pythium</i> spp. Covered and loose smut	Common root rot ( <i>Cochliobolus</i> spp.)	325 mL

**Note**

- <sup>1</sup> For control of European chafer activity, mix Cruiser Vibrance Quattro with Cruiser 5FS Seed Treatment to achieve a total use rate of 30 g of thiamethoxam per 100 kg seed. Consult each product label for registered use rates and follow all label use instructions. Read the label directions for each product and follow the most restrictive label precautions and limitations.
- <sup>2</sup> General seed rots controlled include those caused by saprophytic organisms such as *Fusarium*, *Pythium*, *Rhizoctonia*, *Penicillium* and *Aspergillus* spp.
- <sup>3</sup> Suppression means consistent control at a level that is not optimal but is still of commercial benefit.
- <sup>4</sup> Controls both seed- and soil-borne bunts (common, dwarf).

**Registered Tank Mixes**

When wireworm activity is high, Cruiser Vibrance Quattro can be tank mixed with Cruiser 5FS Seed Treatment to achieve a total use rate of 30 g of thiamethoxam per 100 kg seed.

**Application Information**

Cruiser Vibrance Quattro is a ready-to-use water-based formulation for use in commercial seed treatment facilities or on-farm. Treatment equipment must provide uniform coverage of Cruiser Vibrance Quattro on the seed. This product does not require the addition of water for application. Thiamethoxam is a Group 4 insecticide. Do not make any subsequent application of a Group 4 insecticide (i.e., in-furrow or foliar application) following treatment with Cruiser Vibrance Quattro.

**How it Works**

Cruiser Vibrance Quattro controls or suppresses certain insect pests and seed- and soil-borne diseases of cereal crops. When seed is treated for post-planting protection against registered pests, Cruiser Vibrance Quattro will also provide protection during post-treatment storage of the seed against damage from many storage insect pests. Seed treated with thiamethoxam has been tested and found to be effective against rusty grain beetle, saw-toothed grain beetle, red flour beetle, rice weevil, lesser grain borer, European corn borer and Indian meal moth.

**Restrictions**

**Grazing:** Do not graze or feed livestock on treated areas for 45 days after planting. **Re-cropping:** Do not plant any crop other than cereals, corn, soybean, members of Crop Subgroup 6C (dried, shelled pea and bean), members of Crop Subgroup 20A (canola and rapeseed subgroup) or potato within 60 days to fields in which seeds treated with Cruiser Vibrance Quattro were planted.

**Environmental Precautions**

Toxic to aquatic organisms. Treated seed is toxic to birds and small wild mammals. Any spilled or exposed seeds must be incorporated into the soil or otherwise cleaned up from the soil surface. Toxic to bees. Bees can be exposed to product residues in flowers, leaves, pollen and/or nectar resulting from seed treatment applications.

**Cruiser Vibrance Quattro (cont'd)****Toxicity**

Oral LD<sub>50</sub> (rats) = > 5,000 mg/kg. Dermal LD<sub>50</sub> (rats) = > 5,000 mg/kg.

**Storage**

Heated storage required. Do not store above 30°C. If the product should freeze, bring the product back to room temperature and ensure the contents are mixed well prior to application.

# Deflect

**Fungicide Group 3, 4**

**Formulation**

Product	Company	Active ingredient	Formulation	Container size
Deflect (PCP# 32073)	Loveland Products Canada	Tebuconazole: 5.0 g/L Metalaxyl: 6.6 g/L	Liquid	10 L, 200 L

**Crops, Diseases Controlled and Rates**

Crops	Diseases controlled	Diseases suppressed	Rate per 100 kg of seeds	Bushels treated per 10 L jug
Wheat	Loose smut, common bunt or stinking smut, seed rot and pre-emergent damping-off caused by seed- and soil-borne <i>Fusarium</i> spp., seedling blight caused by seed-borne <i>Fusarium</i> spp., damping-off caused by <i>Pythium</i> spp., seed-borne <i>Septoria nodorum</i>	Root and crown rot caused by seed- and soil-borne <i>Fusarium</i> spp., common root rot caused by seed- and soil-borne <i>Cochliobolus sativus</i> , seed rot and pre-emergent damping-off caused by seed- and soil-borne <i>Cochliobolus sativus</i> , seedling blight caused by seed-borne <i>Cochliobolus sativus</i>	300 mL	122*
Barley	True loose smut, covered smut, false loose smut, seed rot and pre-emergent damping-off caused by seed- and soil-borne <i>Fusarium</i> spp., seedling blight caused by seed-borne <i>Fusarium</i> spp., damping-off caused by <i>Pythium</i> spp.	Root and crown rot caused by seed- and soil-borne <i>Fusarium</i> spp., common root rot caused by seed- and soil-borne <i>Cochliobolus sativus</i> , seed rot and pre-emergent damping-off caused by seed- and soil-borne <i>Cochliobolus sativus</i> , seedling blight caused by seed-borne <i>Cochliobolus sativus</i>	300 mL	153**
Oats	Covered smut, loose smut, seed rot and pre-emergent damping-off caused by seed- and soil-borne <i>Fusarium</i> spp., seedling blight caused by seed-borne <i>Fusarium</i> spp., damping-off caused by <i>Pythium</i> spp.	Root and crown rot caused by seed- and soil-borne <i>Fusarium</i> spp., common root rot caused by seed- and soil-borne <i>Cochliobolus sativus</i> , seed rot and pre-emergent damping-off caused by seed- and soil-borne <i>Cochliobolus sativus</i> , seedling blight caused by seed-borne <i>Cochliobolus sativus</i>	300 mL	216***

\* Based on wheat at 27.3 kg/bu (60 lb./bu). \*\* Based on barley at 21.8 kg/bu (48 lb./bu). \*\*\* Based on oats at 15.4 kg/bu (34 lb./bu).  
A 10 L jug treats 3,333 kg of seed.

**Application Information**

Deflect is a ready to use formulation designed for commercial or on-farm treating with conventional seed treating equipment that can accurately control application rates and provide good distribution of the chemical onto the seed in the mixing chamber.

**How it Works**

Deflect is a systemic fungicide that is absorbed into the germinating seed and transported through the growing seedling, providing control of seed and seedling diseases.

**Restrictions**

**Grazing:** Do not graze or feed livestock on treated areas for 4 weeks after planting. Do not use for food, feed or oil processing.

**Environmental Precautions**

The use of this product may result in contamination of groundwater, particularly in areas where soils are permeable (e.g. sandy soil) and/or the depth to the water table is shallow. Do not contaminate irrigation or drinking water supplies or aquatic habitats by cleaning of equipment or disposal of wastes. Do not expose treated seeds on the soil surface. Any spilled or exposed seed must be incorporated into the soil or otherwise cleaned up from the soil surface.

**Toxicity**

Oral LD<sub>50</sub> (rats) = > 5,050 mg/kg. Dermal LD<sub>50</sub> (rabbit) = > 5,050 mg/kg.

**Storage**

Store product in original container only. Store in a cool, dry place and avoid excessive heat.

# Emesto Silver

Fungicide Group 3, 7

**Formulation**

Product	Company	Active ingredient	Formulation	Container size
Emesto Silver (PCP# 30361)	Bayer CropScience	Penflufen: 100 g/L Prothioconazole: 18 g/L	Suspension	3.85 L

**Crops, Diseases Controlled and Rates**

Crops	Diseases	Rate per 100 kg of seed
Potato	Seed-borne black scurf and stem and stolon canker caused by <i>Rhizoctonia solani</i> . Silver scurf caused by <i>Helminthosporium solani</i> . Fusarium tuber rot caused by <i>Fusarium</i> spp.	20 mL

**Registered Tank Mixes**

Emesto Silver may be tank mixed with Titan ST Insecticide for application as a seed piece treatment of potato.

**Application Information**

For optimal disease control, good coverage of the seed piece is required. Apply no more than 150 mL of slurry/100 kg of seed pieces. Agitate or stir the slurry solution as needed. Seed pieces should be treated immediately after cutting. Plant seed pieces as soon as possible after cutting and treating.

**How it Works**

The active ingredient penflufen is a carboxamide (SDHI) fungicide with systemic activity. The active ingredient prothioconazole is a demethylation inhibitor with broad-spectrum systemic activity.

**Restrictions**

For resistance management, rotate the use of Emesto Silver or other products containing a Group 3 or 7 fungicide with different groups that control the same pathogens. **Re-cropping:** Potato, corn, cereals, legumes, soybean, canola, mustard, rapeseed, borage and flax may be re-planted anytime. All other crops, do not plant back within 30 days of planting Emesto Silver treated seed pieces.

**Environmental Precautions**

Toxic to aquatic organisms and non-target terrestrial plants. Dispose of all excess treated seed. **Leaching:** The use of this chemical may result in contamination of groundwater, particularly in areas where soils are permeable (e.g. sandy soil) and/or the depth to the water table is shallow.

**Ernesto Silver (cont'd)****Toxicity**

Oral LD<sub>50</sub> (rats) = > 2,000 mg/kg. Dermal LD<sub>50</sub> (rats) = > 2,000 mg/kg.

**Storage**

Store unused product in a cool, ventilated, dry, locked area and avoid cross contamination with other pesticides, fertilizers, food and feed. Do not allow prolonged storage in temperatures that exceed 40°C or that go below -10°C.

# EverGol Energy

Fungicide Group 7, 3, 4

**Formulation**

Product	Company	Active ingredient	Formulation	Container size
EverGol Energy (PCP# 30364)	Bayer CropScience	Penflufen: 38.4 g/L Prothioconazole: 76.8 g/L Metalaxyl: 61.4 g/L	Suspension	33.75 L

**Crops, Diseases Controlled and Rates**

Crops	Diseases	Rate per 100 kg of cut seed
Soybean	Seed rot/pre-emergence damping-off and post-emergence damping-off caused by <i>Rhizoctonia solani</i> , <i>Fusarium</i> spp., and <i>Pythium</i> spp. Early-season root rot and seedling blight caused by <i>Rhizoctonia solani</i> and <i>Fusarium</i> spp. <i>Botrytis cinerea</i> Seed rot/pre-emergence damping-off of soybean caused by <i>Phomopsis longicolla</i> .	65 mL

**Registered Tank Mixes**

EverGol Energy may be combined with Stress Shield for control of certain insect pests in soybean. For control of early season *Phytophthora* in soybean, EverGol Energy can be tank mixed with 35 mL of Allegiance FL per 100 kg seed.

**Application Information**

EverGol Energy is designed for commercial seed treating equipment. Allow seeds to dry before bagging, storing or seeding.

**Seed treatment and inoculants:** Check with inoculant manufacturers prior to use.

**Restrictions**

**Re-cropping:** Registered crops for EverGol Energy, as well as canola, mustard, rapeseed, borage, flax, crambe and potato, may be replanted at any time. For all other crops, do not plant back within 30 days of seeding with EverGol Energy-treated seed.

**Environmental Precautions**

EverGol Energy is toxic to aquatic organisms. Dispose of all excess treated seed. Leftover treated seed may be double-sown around the headland or buried away from water sources in accordance with local requirements.

**Leaching:** The use of this product may result in contamination of groundwater, particularly in areas where soils are permeable (e.g. sandy soil) and/or depth to the water table is shallow.

**Toxicity**

Oral LD<sub>50</sub> (rats) = > 2,000 mg/kg. Dermal LD<sub>50</sub> (rats) = > 2,000 mg/kg.

**Storage**

Store product in original container in a cool, dry place. Do not store in direct sunlight. Do not allow prolonged storage in temperatures that exceed 40°C or go below -10°C.

# Fortenza

Insecticide Group 28

## Formulation

Product	Company	Active ingredient	Formulation	Container size
Fortenza (PCP# 30899)	Syngenta	Cyantraniliprole: 600 g/L	Suspension	Bulk

## Crops, Insects Controlled and Rates

Crops	Insects	Rate per 100 kg of seed*
Potato	Colorado potato beetle	10 - 22.5 mL
Corn (field, pop and sweet)	Cutworm	83 - 167 mL
	Wireworm, European chafer	167 mL
Canola, mustard seed, rapeseed, oilseed mustard, including <i>B. carinata</i>	Cutworm	500 mL
	Flea beetles	1,333 mL
Condiment mustard	Cutworm	500 mL
	Flea beetles	1,333 mL

\* When rate ranges are given, use the higher rate when insect pressure is expected to be high.

## Registered Tank Mixes

See label for complete list of tank mix options.

## Application Information

Apply Fortenza as a water-based slurry utilizing standard slurry seed treatment equipment that provides uniform seed coverage. Uneven or incomplete seed coverage may not give the desired level of insect control. This product contains no colourant. An appropriate colourant must be added when this product is applied. Regulations pertaining to the *Seeds Act* must be strictly adhered to when using this product. Seed must be conspicuously coloured at the time of treatment.

## Application Tips

**Potato:** Cut seed is particularly vulnerable to excess moisture. Too much moisture will induce seed decay. Fortenza has been designed to be delivered in very low volumes of liquid to ensure good coverage without increasing tuber decay. Store cut seed at or below 7°C. When treating cut seed, Fortenza can be followed with a dust/talc treatment to improve suberization. Apply only in areas with adequate ventilation or in areas that are equipped to remove mist or dust.

## How it Works

Fortenza is a systemic insecticide belonging to the chemical class of diamides. The length of control of the major insect pests will vary depending on the product use rate, insect pressure, crop growth and maturity as well as soil and environmental conditions.

## Restrictions

Application to corn, canola, rapeseed and mustard (condiment or oilseed) must be completed by commercial treaters (facilities and mobile treaters) with closed transfer systems only. Do not apply any subsequent application of a Group 28 insecticide (e.g. in-furrow, soil or foliar application) following Fortenza seed treatment. **Grazing:** Do not use for food, feed or oil processing. **Re-cropping:** See label for recommended plant-back intervals for rotational crops.

## Environmental Precautions

Toxic to aquatic organisms. Do not apply this product directly to freshwater habitats, estuaries or marine habitats. Toxic to bees. This product is systemic, and bees can be exposed to product residues in flower, leaves, pollen and/or nectar resulting from seed treatment applications. If treated seeds are spilled outdoors or in areas accessible to birds, promptly clean up or bury to prevent ingestion.

**Fortenza (cont'd)****Toxicity**

Acute oral LD<sub>50</sub> (rats) = > 5,000 mg/kg body weight.

**Storage**

Ideal storage temperature for Fortenza is above freezing and below 30°C. If the product should freeze, bring the product back to room temperature, and ensure the contents are mixed well prior to application.

# Helix Vibrance

**Insecticide Group 4 Fungicide Group 3, 4, 7, 12**

Available to commercial seed treaters only

**Formulation**

Product	Company	Active ingredient	Formulation	Container size
Helix Xtra (PCP# 26638)	Syngenta	Thiamethoxam: 20.7% Metalaxyl-M: 0.39%	Liquid suspension	Bulk
Vibrance 500FS (PCP# 30438)		Difenoconazole: 1.25% Fludioxonil: 0.13%		
Helix Vibrance (PCP# 31454)		Sedaxane: 500 g/L	Suspension	Bulk
		Thiamethoxam: 269 g/L Difenoconazole: 26 g/L Metalaxyl-M and S-isomer: 5 g/L Sedaxane: 3.4 g/L Fludioxonil: 1.7g/L		

**Crops, Insects and Diseases Controlled, Rates**

Products	Crops	Insects	Diseases	Rate per 100 kg seed
Helix Xtra	Canola, oriental mustard (oil seed <sup>1</sup> and condiment type)	Early season control of flea beetle: (28 - 35 days)	Seed-borne blackleg, seed-borne alternaria and the seedling disease complex (damping-off, seedling blight, seed rot and root rot) caused by <i>Pythium</i> spp., <i>Fusarium</i> spp. and <i>Rhizoctonia</i> spp.	1.5 L
Vibrance 500FS	Canola		Seed decay, seedling blight and damping off caused by <i>Rhizoctonia solani</i>	5 - 10 mL
Helix Vibrance	Canola, rapeseed and mustard (condiment and oilseed)	Flea beetles	Seed-borne blackleg ( <i>Leptosphaeria maculans</i> ), seed-borne alternaria ( <i>Alternaria</i> spp), seedling disease complex (damping-off, seedling blight, seedling blight seed rot and root rot) caused by <i>Pythium</i> spp., <i>Fusarium</i> spp. and <i>Rhizoctonia</i> spp.	1.5 L

**Note:** Helix Vibrance is only available as a co-pack of Helix Xtra and Vibrance 500FS.

<sup>1</sup> Registered under User Requested Minor Use Label Expansion program.

**Application Information**

For use in commercial seed treatment facilities with closed transfer systems only. All seed treated with this product must be conspicuously coloured at the time of treatment. Consult the manufacturer of the seed treating equipment for advice on the operation and calibration of the equipment. Allow the seed to dry before bagging.

**How it Works**

Helix Vibrance seed treatment contains an insecticide (thiamethoxam) and five fungicides (difenoconazole, metalaxyl-M and S-isomer, fludioxonil and sedaxane). The insecticide provides early season control of flea beetles (28 - 35 days). The fungicide component provides early season control of seed-borne diseases and seedling diseases.



**Restrictions**

Treated seed must not be used for food, feed or oil processing.

**Environmental Precautions**

Do not apply this product directly to freshwater habitats, estuaries or marine habitats. Do not contaminate irrigation or drinking water supplies or aquatic habitats by cleaning of equipment or disposal of wastes. If treated seed is spilled outdoors, promptly clean up.

**Toxicity**

Oral LD<sub>50</sub> (rats) = > 5,000 mg/kg. Dermal LD<sub>50</sub> (rats) = > 2,000 mg/kg.

**Storage**

Heated storage required. Helix Vibrance treated canola and mustard can be stored for 18 months without loss in germination or insect and disease performance.

## Insure Cereal

Fungicide Group 3, 4, 11

**Formulation**

Product	Company	Active ingredient	Formulation	Container size
Insure Cereal (PCP# 30685)	BASF Canada	Pyraclostrobin: 17 g/L Triticonazole: 17 g/L Metalaxyl: 10 g/L	Liquid flowable	9.8 L, 120 L, 450 L

**Crops, Insects and Diseases Controlled, Rates**

Crops	Diseases controlled	Diseases suppressed <sup>1</sup>	Rates per 100 kg seed
Barley, oats, rye, triticale and wheat (all types)	Seed rot/pre-emergence damping-off caused by <i>Fusarium</i> spp., <i>Cochliobolus sativus</i> , and <i>Pythium</i> spp. Post-emergence damping-off caused by <i>Pythium</i> spp. Seedling blight caused by <i>Fusarium</i> spp. and <i>Pythium</i> spp. Root rot caused by <i>Fusarium</i> spp. and <i>Pythium</i> spp. Loose smut ( <i>Ustilago tritici</i> ) - rye, triticale, wheat Common bunt ( <i>Tilletia tritici</i> , <i>T. lavies</i> ) - rye, triticale, wheat True loose smut ( <i>Ustilago nuda</i> ) - barley Covered smut ( <i>Ustilago hordei</i> ) - barley False loose smut ( <i>Ustilago nigra</i> ) - barley Loose smut ( <i>Ustilago avenae</i> ) - oat Covered smut ( <i>Ustilago kollerii</i> ) - oat	Seedling blight caused by <i>Cochliobolus sativus</i> Root rot caused by <i>Cochliobolus sativus</i>	300 mL

<sup>1</sup> Suppression means consistent control at a level not optimal but still of commercial benefit.

**Bushels Treated**

Container size	Barley*	Oats**	Wheat***
9.8 L	150	211	120
120 L	1837	2584	1470
450 L	6888	9689	5510

\* Based on barley at 21.8 kg/bu (48 lb./bu). \*\* Based on oats at 15.4 kg/bu (34 lb./bu). \*\*\* Based on wheat at 27.3 kg/bu (60 lb./bu)

**Insure Cereal (cont'd)****Registered Tank Mixes**

None registered.

**Application Information**

Insure Cereal is a ready-to-use seed treatment formulation for use in commercial seed treatment plants and for use in on-farm standard gravity flow or mist type treatment machines. Insure Cereal can also be used in “On the Go” air seeder treatment systems. When used at the recommended rate of 300 mL/100 kg seed, no additional dyes or dilutions with water are needed unless recommended by the manufacturer of the seed treatment application equipment.

**How it Works**

The active ingredients in Insure Cereal are pyraclostrobin, triticonazole and metalaxyl. Pyraclostrobin is a strobularin fungicide that provides systemic broad spectrum activity against seed- and soil-borne diseases. Triticonazole is a triazole fungicide that provides systemic broad spectrum protection against seed- and soil-borne diseases. Metalaxyl is a phenylamide fungicide with systemic activity against seed and seedling diseases caused by oomycete fungi.

**Restrictions**

Do not use treated seed for food, feed or oil processing.

**Environmental Precautions**

Insure Cereal is toxic to birds and wildlife. Ensure proper soil incorporation of the seeds. If treated seed is spilled outdoors, promptly clean up or bury to prevent ingestion. Ensure proper disposal of any surplus treated seed not intended for later planting. Do not contaminate domestic or irrigation water supplies, lakes, streams, ponds or any body of water. Do not contaminate water by cleaning of equipment or disposal of wastes. **Leaching:** The use of this chemical may result in contamination of groundwater, particularly in areas where soils are permeable (e.g. sandy soil) and/or the depth to the water table is shallow.

**Toxicity**

Oral LD<sub>50</sub> (rats) = > 2,000 mg/kg rats. Dermal LC<sub>50</sub> (rats) = > 5,000 mg/kg.

**Storage**

Store in original container. Store in an area away from food, feed stuffs, fertilizers and seed. Protect from freezing.

# Insure Cereal FX4

Group 3, 4, 7, 11

**Formulation**

Product	Company	Active ingredient	Formulation	Container size
Insure Cereal FX4 (PCP# 33210)	BASF Canada	Pyraclostrobin: 16.7 g/L Triticonazole: 16.7 g/L Metalaxyl: 10 g/L Fluxapyroxad: 8.35 g/L	Liquid suspension	9.8 L, 120 L, 450 L

### Crops, Diseases Controlled and Rates

Crops	Diseases Controlled	Diseases Suppressed*	Rate per 100 kg of Seed
Barley, canary seed (including food use), oat, rye, triticale and wheat (all types)	Seed rot/pre-emergence damping-off caused by <i>Fusarium</i> spp., <i>Cochliobolus sativus</i> , <i>Rhizoctonia solani</i> and <i>Pythium</i> spp. Post-emergence damping-off caused by <i>Fusarium</i> spp., <i>Rhizoctonia solani</i> and <i>Pythium</i> spp. Seedling blight caused by <i>Fusarium</i> spp., <i>Rhizoctonia solani</i> and <i>Pythium</i> spp. Root rot caused by <i>Fusarium</i> spp., <i>Rhizoctonia solani</i> and <i>Pythium</i> spp. Loose smut ( <i>Ustilago tritici</i> ) - rye, triticale, wheat Common bunt ( <i>Tilletia tritici</i> , <i>T. lavies</i> ) - rye, triticale, wheat True loose smut ( <i>Ustilago nuda</i> ) - barley Covered smut ( <i>Ustilago hordei</i> ) - barley False loose smut ( <i>Ustilago nigra</i> ) - barley Loose smut ( <i>Ustilago avenae</i> ) - oat Covered smut ( <i>Ustilago kolleri</i> ) - oat	Seedling blight caused by <i>Cochliobolus sativus</i> Root rot caused by <i>Cochliobolus sativus</i> Fusarium crown and root rot caused by <i>Fusarium</i> spp.	300 mL

\* Suppression means consistent control at a level not optimal but still of commercial benefit.

### Bushels treated

Container size	Barley*	Oat**	Wheat***	Canary seed	Rye, triticale
9.8 L	150	211	120	144	128
120 L	1,837	2,584	1,470	1,760	1,567
450 L	6,888	9,689	5,510	6,600	5,878

\* Based on barley at 21.8 kg/bu (48 lb./bu). \*\* Based on oat at 15.4 kg/bu (34 lb./bu). \*\*\* Based on wheat at 27.3 kg/bu (60 lb./bu).

### Registered Tank Mixes

None registered.

### Application Information

Insure Cereal FX4 is a ready-to-use seed treatment formulation for use in commercial seed treatment plants and for use in on-farm, standard gravity flow or mist type treatment machines. Insure Cereal FX4 can be used in “On the Go” air seeder treatment systems. Agitate thoroughly prior to use. When used at the recommended rate of 300 mL/100 kg seed, no additional dyes or dilutions with water are needed unless recommended by the manufacturer of the seed treatment application equipment. If water is added, increase the use rate proportionally to the dilution rate (e.g. add 100 mL of water to 300 mL of Insure Cereal FX4, then apply 400 mL/100 kg seed).

### How it Works

The active ingredients in Insure Cereal FX4 are pyraclostrobin, triticonazole, metalaxyl and fluxapyroxad. Pyraclostrobin is a strobilurin fungicide that provides systemic broad-spectrum activity against seed- and soil-borne diseases. Triticonazole is a triazole fungicide that provides systemic broad-spectrum protection against seed- and soil-borne diseases. Metalaxyl is a phenylamide fungicide with systemic activity against seed and seedling diseases caused by oomycete fungi. Fluxapyroxad is a carboximide fungicide that provides systemic broad-spectrum protection against seed- and soil-borne diseases.

### Restrictions

Do not use treated seed for food, feed or oil processing.

### Environmental Precautions

Insure Cereal is toxic to birds and wildlife. Ensure proper soil incorporation of the seeds. If treated seed is spilled outdoors, promptly clean up or bury to prevent ingestion. Ensure proper disposal of any surplus treated seed not intended for later planting. Do not contaminate domestic or irrigation water supplies, lakes, streams, ponds or any body of water. **Leaching:** The use of this chemical may result in contamination of groundwater, particularly in areas where soils are permeable (e.g. sandy soil) and/or the depth to the water table is shallow.

**Insure Cereal FX4 (cont'd)****Toxicity**

Oral LD<sub>50</sub> (rats) = > 2,000 mg/kg rats. Dermal LD<sub>50</sub> (rats) = > 5,000 mg/kg.

**Storage**

Store in original container. Store in an area away from food, feedstuffs, fertilizers and seed. Protect from freezing.

# Insure Pulse

**Fungicide Group 4, 7, 11****Formulation**

Product	Company	Active ingredient	Formulation	Container size
Insure Pulse (PCP# 32011)	BASF Canada	Fluxapyroxad: 16.7 g/L Pyraclostrobin: 16.7 g/L Metalaxyl: 13.3 g/L	Liquid flowable	9.8 L, 120 L, 450 L

**Crops, Diseases Controlled and Rates**

Crops*	Diseases Controlled	Diseases Suppressed	Rate per 100 kg of Seed
Field pea, lentil, chickpea, dry bean, faba bean	Seed rot and seedling blight caused by soil-borne <i>Fusarium</i> spp. Seed rot, seedling blight and root rot caused by soil-borne <i>Rhizoctonia solani</i> Seed rot and seedling blight caused by soil-borne <i>Pythium</i> spp. Seedling blight caused by seed-borne <i>Ascochyta</i> spp.	Root rot caused by soil-borne <i>Fusarium</i> spp. Seed rot and seedling blight caused by seed-borne <i>Botrytis cinerea</i> Anthracnose seedling blight caused by seed-borne <i>Colletotrichum lindemuthianum</i>	300 mL
Flax seed ( <i>Linum usitatissimum</i> )	Seed rot, seedling blight, and root rot caused by soil-borne <i>Fusarium</i> spp. Seed rot, seedling blight, and root rot caused by soil-borne <i>Rhizoctonia solani</i>		300 - 600 mL**

\* Please see label for complete list of registered crops. \*\* Use the lower rate under normal field conditions. Use the higher rate if there is a history of high disease pressure in the field or where field conditions favour seed and soil-borne pathogens.

**Application Information**

Insure Pulse is a ready-to-use seed treatment formulation for use in commercial seed treatment plants and for use in on-farm standard gravity flow or mist-type treatment machines. Insure Pulse can also be used in “On the Go” air seeder treatment systems. When used at the recommended rate of 300 mL/100 kg seed, no additional dyes or dilutions with water are needed unless recommended by the manufacturer of the seed treatment application equipment. If water is added, increase the use rate proportionally to the dilution rate (e.g. add 100 mL of water to 300 mL of Insure Cereal FX4, then apply 400 mL/100 kg seed). NOTE: If using the 600 mL per 100 kg rate (flax), it is recommended that the seed be treated into a bin or truck box to allow the treated seed to dry prior to placing into the seeder hopper. This will prevent clumping and bridging in the seeder.

**How it Works**

The active ingredients in Insure Pulse are pyraclostrobin, fluxapyroxad and metalaxyl. Pyraclostrobin is a strobularin fungicide that provides systemic broad spectrum activity against seed- and soil-borne diseases. Fluxapyroxad is a carboxamide fungicide that provides systemic broad spectrum protection against seed- and soil-borne diseases. Metalaxyl is a phenylamide fungicide with systemic activity against seed and seedling diseases caused by oomycete fungi.

**Restrictions**

Do not use treated seed for food, feed or oil processing.

### Environmental Precautions

Insure Pulse is toxic to birds and wildlife. Ensure proper soil incorporation of the seeds. Do not contaminate domestic or irrigation water supplies, lakes, streams, ponds or any body of water. Do not contaminate water by cleaning of equipment or disposal of wastes. Leaching: The use of this chemical may result in contamination of groundwater, particularly in areas where soils are permeable (e.g. sandy soil) and/or the depth to the water table is shallow.

### Toxicity

Oral LD<sub>50</sub> (rats) = > 2,000 mg/kg rats. Dermal LD<sub>50</sub> (rats) = > 5,000 mg/kg.

### Storage

Store in original, tightly closed container. Prevent from freezing. Do not ship or store near food, feed, seed and fertilizers.

# INTEGO Solo

Fungicide Group 22

### Formulation

Product	Company	Active ingredient	Formulation	Container size
INTEGO Solo (PCP# 31324)	Valent Canada Inc. distributed by Nufarm Agriculture	Ethaboxam: 383g/L	Suspension	3.78 L

### Crops, Insects and Diseases Controlled, Rates

Crops	Diseases controlled	Diseases suppressed	Rates per 100 kg seed
Wheat (all), barley, rye, oats, triticale, millet (pearl, proso), buckwheat	Seed rot/pre-emergence damping-off caused by <i>Pythium</i> spp.		13 - 17 mL
Corn (sweet, field, pop)	Seed rot/pre-emergence damping-off caused by <i>Pythium</i> spp.		13 - 19.6 mL
Lentil, field pea, chickpea, faba bean, dry bean	Seed rot/pre-emergence damping-off caused by <i>Pythium</i> spp.	Early-season root rot caused by <i>Aphanomyces euteiches</i>	19.6 - 39.1 mL
Canola, rapeseed, Ethiopian mustard ( <i>Brassica carinata</i> ), flax, mustard seed	Seed rot/pre-emergence damping-off caused by <i>Pythium</i> spp.		13 - 19.6 mL
Sunflower	Seed rot/pre-emergence damping-off caused by <i>Pythium</i> spp. Seed-borne downy mildew ( <i>Plasmopara halstedii</i> )		402 - 603 mL
Soybean	Seed rot/pre-emergence damping-off caused by <i>Pythium</i> spp. Early season root rot caused by <i>Phytophthora sojae</i>		19.6 - 39.1 mL

### Registered Tank Mixes

Supported tank mix partner	Crop
NipsIt SUITE	Wheat (all)
Apron Advance	Chickpea, lentil, dry pea, dry bean, faba bean, soybean
Apron Maxx RTA	Chickpea, lentil, dry pea, dry bean, faba bean, soybean
Cruiser Maxx Vibrance Beans	Soybean, dry bean

**INTEGO Solo (cont'd)**

Supported tank mix partner	Crop
Cruiser Maxx Pulses	Dry pea, lentil, chickpea
Trilex AL	Bean, chickpea, pea, lentil, soybean
Trilex Evergol, Trilex Evergol SHIELD	Bean, chickpea, pea, lentil
Vibrance Maxx	Pea, lentil, chickpea, soybean
Vibrance RFC	Chickpea, lentil, dry pea, dry bean, faba bean, soybean
VitaFlo 280	Wheat, barley, oat, rye, triticale, dry bean, corn (field, sweet), flax, lentil, pea, soybean
EverGol Energy	Chickpea, lentil, field pea, bean, soybean, cereal

**Application Information**

INTEGO Solo does not contain a colourant; any seed treated with INTEGO Solo must be conspicuously coloured. Ensure INTEGO Solo is thoroughly mixed with tank-mix partner. INTEGO Solo does not control *Fusarium* spp. INTEGO Solo should be tank mixed with an appropriate partner to provide *Fusarium* spp. control.

**How it Works**

INTEGO Solo contains ethaboxam. Its mode of action is to inhibit cell division.

**Restrictions**

**Grazing:** Do not graze soybean or field pea fields grown from treated seeds or feed soybean forage or hay from such fields to livestock. Do not use treated seed for feed, food or oil processing.

**Environmental Precautions**

Toxic to aquatic organisms.

**Toxicity**

Oral LD<sub>50</sub> (rats) = > 5,000 mg/kg. Dermal LD<sub>50</sub> (rabbit) = > 5,000 mg/kg.

**Storage**

Store this product away from feed or food. Store in a cool place. Do not allow this product to freeze.

# Lumiderm

**Insecticide Group 28**

**Formulation**

Product	Company	Active ingredient	Formulation	Container size
Lumiderm (PCP# 30894)	Corteva Agriscience	Cyantraniliprole: 625 g/L	Flowable suspension	Bulk

**Crops, Insects Controlled and Rates**

Crop	Insects	Rate per 100 kg of seed	Specific comments
Canola Rapeseed Oilseed mustard	Flea beetles	960 - 1600 mL	The application rates for flea beetles will also provide early season protection from cutworm feeding damage.
	Cutworms	480 - 960 mL	

**Registered Tank Mixes**

Lumiderm is supplied pre-treated either with Propser EverGol or Helix Vibrance seed treatments.

## Application Information

For use in closed treatment systems at commercial seed treatment facilities only.

## Application Tips

Regulations pertaining to the *Seeds Act* must be strictly adhered to when using this product. Seed must be conspicuously coloured at the time of treatment. Dilute in sufficient volume to obtain thorough, uniform coverage. Follow Canola Council of Canada guidelines for best management practices and good crop stand establishment.

## How it Works

Lumiderm is a flowable suspension that is applied as a seed treatment for early season protection from flea beetle feeding damage for 28 to 35 days and early season protection from cutworm feeding damage.

## Restrictions

Do not make a subsequent foliar application of any Group 28 insecticide for a minimum of 60 days after planting seed treated with Lumiderm seed treatment. See the Lumiderm label for labelling requirements for all bags containing treated seed.

## Environmental Precautions

Do not contaminate irrigation or drinking water supplies or aquatic habitats by the cleaning of equipment or disposal of wastes.

## Toxicity

Oral LD<sub>50</sub> (rats) = > 5,000 mg/kg. Dermal LD<sub>50</sub> (rats) = > 5,000 mg/kg. Toxic to aquatic organisms. Toxic to bees. When this product is applied and used according to label directions, the risk to bees is expected to be negligible.

## Storage

Store product in original container only, away from other pesticides, fertilizer, food or feed. Do not freeze.

# Lumivia CPL

**Insecticide Group 28**

## Formulation

Product	Company	Active ingredient	Formulation	Container size
Lumivia CPL (PCP# 33335)	Corteva Agriscience	Chlorantraniliprole: 625 g/L	Suspension	3.5 L

## Crops, Insects Controlled and Rates

Crop	Insects	Rate per 100 kg of seed	Specific comments
Wheat, barley, oats and rye	Cutworms and armyworms	8 - 24 mL	Use higher rates in areas with high pest pressure
	Wireworms	24 - 40 mL	
Bean (includes field bean), chickpea, field pea and lentil	Cutworms and armyworms	32 - 64 mL	
	Larvae of pea leaf weevil	64 - 96 mL	

## Registered Tank Mixes

For control of seed- and soil-borne diseases, Lumivia CPL can be mixed with fungicide seed treatments in compliance with the application recommendations of the product being mixed.

**Lumivia CPL (cont'd)****Application Information**

For use in commercial facilities and on-farm seed treatment equipment. This product contains no colourant. An appropriate colourant must be added when this product is applied. All seed must be conspicuously coloured at time of application. Apply only in areas with adequate ventilation or in areas that are equipped to remove mist or dust.

**Application Tips**

Dilute in a sufficient volume to obtain thorough, uniform coverage. Polymers, colourants, and other additives should be tested for compatibility and seed safety prior to use in combination with Lumivia CPL insecticide seed treatment.

**How it Works**

Chlorantraniliprole is a systemic insecticide seed treatment which, when ingested, impairs the muscle function of the target pest.

**Restrictions**

Do not use treated seed for food, feed, or oil processing. Do not make a subsequent foliar application of any Group 28 insecticide for a minimum 60 days after planting seed treated with Lumivia CPL. If a foliar spray is required during this window, it must be made with an insecticide other than Group 28.

**Environmental Precautions**

Toxic to birds. Any spilled or exposed seeds must be incorporated into the soil or otherwise cleaned up from the soil surface. Toxic to aquatic organisms. Do not contaminate irrigation or drinking water supplies or aquatic habitats by cleaning of equipment or disposal of wastes. **Leaching:** The use of this chemical may result in contamination of groundwater particularly in areas where soils are permeable (e.g. sandy soil) and/or the depth to the water table is shallow. Do not use products containing chlorantraniliprole on areas treated with this product in the previous season.

**Toxicity**

Acute oral LD<sub>50</sub> (rats) = > 5,000 mg/kg.

**Storage**

Store product in original container only, away from other pesticides, fertilizer, food or feed. Keep container closed. Do not store at temperatures below 0°C.

# Maxim D/Maxim MZ PSP

**Fungicide Group Maxim D 3,12; Maxim MZ PSP 12, M**

**Formulation**

Product	Company	Active ingredient	Formulation	Container size
Maxim D (PCP# 30599)	Syngenta	Fludioxonil: 19.4 g/L Difenoconazole: 19.4 g/L	Liquid suspension	9.2 L
Maxim MZ PSP (PCP# 27965)		Fludioxonil: 0.5% Mancozeb: 5.7%	Dry powder	10 kg

**Crops, Diseases Controlled and Rates**

Crops	Diseases	Rate per 100 kg seed
Potato (seed piece treatment)	Black scurf including stem and stolon canker ( <i>Rhizoctonia solani</i> ), silver scurf ( <i>Helminthosporium solani</i> ), and fusarium dry rot ( <i>Fusarium</i> spp.).	65 - 130 mL* of Maxim D 500 g of Maxim MZ PSP

\*Maxim D is only labelled to control silver scurf at the 130 mL/100 kg seed rate.



**Registered Tank Mixes**

None registered.

**Application Information**

Apply using equipment that ensures uniform and thorough coverage of each seed piece. Cut pieces should be treated immediately after cutting. Treated seed pieces should be planted in soil above 7°C with adequate soil moisture required for planting. If cut seed needs to be stored or held for a few days, make sure that there is adequate cool air (15.5°C) movement through the pile of cut seed potatoes at relative humidity of 85 - 90%. Cut and treated seed should not be piled above 1.8 m in height.

**How it Works**

Fludioxonil is a phenylpyrrole chemistry that possesses contact and local penetrant properties. Mancozeb is a dithiocarbamate fungicide with contact activity.

**Restrictions**

Do not use treated seed pieces for food or feed purposes.

**Environmental Precautions**

Maxim D/Maxim MZ PSP is toxic to fish and aquatic invertebrates. Do not apply directly to water or to areas where surface water is present. Do not contaminate water by cleaning of equipment or disposal of equipment wash waters.

**Toxicity**

Oral LD<sub>50</sub> (rats) = > 5,050 mg/kg. Dermal LD<sub>50</sub> (rabbit) = > 2,200 mg/kg.

**Storage**

Heated, dry storage required.

# Mertect SC

Fungicide Group 1

**Formulation**

Product	Company	Active ingredient	Formulation	Container size
Mertect SC (PCP# 13975)	Syngenta	Thiabendazole: 500 g/L	Water dispersible suspension	5 L

**Crops, Diseases Controlled and Rates**

Crops	Diseases	Rate
Potato (post-harvest)	Post harvest control of storage rots caused by <i>Fusarium</i> spp., <i>Phoma</i> spp., <i>Helminthosporium</i> spp., <i>Oospora</i> spp., and <i>Rhizoctonia</i> spp.	7.5 L of Mertect SC per 170 L of water. Spray 2 L of this suspension per 1,000 kg of potato tubers.

**Application Information**

Shake well before using. Potato must rotate along the conveyor line into storage to ensure complete coverage.

**Restrictions**

**Grazing:** Do not feed or allow livestock to graze on treated crops. **Re-entry:** Do not enter or allow worker entry into treated areas during the restricted entry interval of 12 hours.

**Environmental Precautions**

Mertect SC is toxic to aquatic organisms. Do not allow effluent or runoff containing this product to enter lakes, streams, ponds or other waters. Do not contaminate irrigation or drinking water supplies or aquatic habitats by cleaning of equipment or disposal of wastes.

**Mertect SC (cont'd)****Toxicity**

Oral LD<sub>50</sub> (rats) = > 3,100 mg/kg. Dermal LD<sub>50</sub> (rabbit) = > 2,000 mg/kg.

**Storage**

Store in a dry place.

**METLOCK CT**

Fungicide Group 3, 4

**Formulation**

Product	Company	Active ingredient	Formulation	Container size
METLOCK CT (PCP# 32371)	Valent Canada Inc. distributed by Nufarm Agriculture	Metconazole: 23.2 g/L Metalaxyl: 46.5 g/L	Solution	10 L, 100 L

**Crops, Diseases Controlled and Rates**

Crops	Diseases	Diseases suppressed	Rate per 100 kg of seed
Wheat (all)	Early season seed rot/pre-emergence damping-off caused by <i>Fusarium</i> spp. and <i>Rhizoctonia solani</i> . Early season seed rot/pre-emergence damping-off, post emergence damping-off, seedling blight and seedling root rot caused by <i>Pythium</i> spp. Common bunt ( <i>Tilletia laevis</i> ) Loose smut ( <i>Ustilago tritici</i> )	Common root rot caused by <i>Cochliobolus sativus</i> .	65.2 mL
Barley	Early season seed rot/pre-emergence damping-off caused by <i>Fusarium</i> spp. and <i>Rhizoctonia solani</i> . Early season seed rot/pre-emergence damping-off, post emergence damping-off, seedling blight and seedling root rot caused by <i>Pythium</i> spp. Covered smut ( <i>Ustilago hordei</i> ) True loose smut ( <i>Ustilago nuda</i> )	Common root rot caused by <i>Cochliobolus sativus</i> .	65.2 mL
Corn (sweet, field, pop)	Seed rot/pre-emergence damping-off caused by <i>Fusarium</i> spp. Seed rot/pre-emergence damping-off, post emergence damping-off caused by <i>Rhizoctonia solani</i> . Early season seed rot/pre-emergence damping-off, post emergence damping-off, seedling blight and seedling root rot caused by <i>Pythium</i> spp.		65.2 mL
Oats, buckwheat, millet (pearl, proso), rye, triticale	Early season seed rot/pre-emergence damping-off caused by <i>Fusarium</i> spp. and <i>Rhizoctonia solani</i> . Early season seed rot/pre-emergence damping-off, post emergence damping-off, seedling blight and seedling root rot caused by <i>Pythium</i> spp.	Common root rot caused by <i>Cochliobolus sativus</i> .	65.2 mL

**Registered Tank Mixes**

Nufarm Agriculture supports the following mixes that are not on the METLOCK CT label. Apply mixes according to the most restrictive use limitation for either product.

Supported tank mix partner	Crop
NipsIt INSIDE	Wheat (all)
INTEGO Solo	Wheat (all), barley, corn (field, sweet, pop), oats, buckwheat, millet (pearl, proso), rye, triticale

### Application Information

METLOCK CT does not contain a colourant; any seed treated with METLOCK CT must be conspicuously coloured (red). METLOCK CT is a concentrated formulation and should be mixed with water at a ratio of 5 parts water to 1 part METLOCK CT to ensure sufficient seed coverage. More water can be used if necessary. All labelled crops are registered for commercial application facilities and mobile treaters. Cereal grains (excluding corn) are registered for on-farm use.

### How it Works

METLOCK CT is a systemic product used to control or suppress listed seed-borne and soil-borne diseases of cereal grains. The fungicide active ingredients in METLOCK CT are metconazole, a broad-spectrum, systemic triazole fungicide and metalaxyl, an oomycete-active, systemic acylalanine fungicide. Metalaxyl interrupts fungal nucleic acid synthesis and metconazole inhibits sterol biosynthesis.

### Restrictions

All labelled crops are registered for commercial application facilities and mobile treaters. Cereal grains (excluding corn) are registered for on-farm use. Do not use treated seed for food, feed or oil processing.

**Grazing/Pre-harvest Intervals:** Do not graze or harvest for forage/feed for 4 weeks after planting. Re-cropping: Barley, corn, canola, oats, rye, wheat, soybean and sugar beet may be replanted at any time. A 35-day plant back interval for all other crops applies.

### Environmental Precautions

Toxic to aquatic organisms and non-target terrestrial plants. Do not use in areas where soils are permeable and where the water table is shallow.

### Toxicity

Oral LD<sub>50</sub> (rats) = 5,000 mg/kg. Dermal LD<sub>50</sub> (rats) = > 5,000 mg/kg.

### Storage

Store in a cool place, out of direct sunlight. Do not allow to freeze.

## Nipstl SUITE Cereals OF Seed Protectant

Insecticide Group 4 Fungicide Group 3, 4

### Formulation

Product	Company	Active ingredient	Formulation	Container Size
Nipstl SUITE Cereals OF Seed Protectant (PCP# 31357)	Valent Canada Inc. distributed by Nufarm Agriculture	Clothianidin: 30.7 g/L Metconazole: 4.62 g/L Metalaxyl: 9.24 g/L	Suspension	10 L, 110 L

### Crops, Insects and Diseases Controlled, Rates

Crops	Insects	Diseases	Rate per 100 kg of seed
Wheat	Wireworms* (suppression)	Early season seed rot/ pre-emergence damping-off caused by <i>Fusarium</i> spp. and <i>Rhizoctonia solani</i> . Early season seed rot/pre-emergence damping-off, post-emergence damping off, seedling blight and seedling root rot caused by <i>Pythium</i> spp. Common root rot caused by <i>Cochliobolus sativus</i> (suppression), common bunt ( <i>Tilletia laevis</i> ), loose smut ( <i>Ustilago tritici</i> )	326 mL

\* Under moderate to high wireworm pressure or in situations where control is required, additional Nipstl INSIDE Insecticide may be tank mixed at rates of 17 - 83 mL per 100 kg of seed.

**NipsIt SUITE Cereals OF Seed Protectant (cont'd)****Registered Tank Mixes**

NipsIt INSIDE: 17 - 83 mL/100 kg seed. INTEG0 Solo: 13 - 17 mL/100 kg seed.

**Application Information**

This product is formulated for use on-farm or as a commercial seed treatment product. Do not make any subsequent application of a Group 4 insecticide (i.e. in-furrow, foliar) after treatment with NipsIt SUITE Cereals OF Seed Protectant.

**How it Works**

Clothianidin is a systemic chloronicotinyl insecticide that results in suppression of wireworm feeding. The fungicides metalaxyl and metconazole provide early season protection against seed- and soil-borne diseases.

**Environmental Precautions**

Toxic to bees. Bees can be exposed to product residues in flowers, leaves, pollen and/or nectar as a result of seed treatments. Treated seed is toxic to birds and small mammals. Any spilled or exposed seeds should be incorporated into the soil or otherwise cleaned up from the soil surface. This product is toxic to aquatic organisms. This product demonstrates the properties and characteristics associated with chemicals detected in groundwater. The use of this chemical may result in contamination of groundwater, particularly in areas where soils are permeable and/or the water table depth is shallow.

**Restrictions**

Do not use treated seed for food, feed or oil processing. Do not graze or feed livestock on treated areas for 4 weeks after planting.

**Toxicity**

Oral LD<sub>50</sub> (rats) technical => 5,000 mg/kg. Dermal LD<sub>50</sub> (rats) => 5,000 mg/kg.

**Storage**

Store in a cool place. Protect from freezing temperatures.

# Poncho 600 FS/NipsIt INSIDE 600 Insecticide

**Insecticide Group 4****Formulation**

Product	Company	Active ingredient	Formulation	Container Size
NipsIt INSIDE 600 Insecticide (PCP# 28975)	Valent Canada Inc. distributed by Nufarm Agriculture	Clothianidin: 600 g/L	Flowable	3.78 L
Poncho 600 FS (PCP# 27453)	BASF Canada	Clothianidin: 60%	Flowable	50 L

**Crops, Insects Controlled and Rates****Poncho 600 FS/NipsIt INSIDE 600 Insecticide**

Crops	Insects	Rate	Specific comments
Canola/rapeseed	Flea beetle	250 mL/100 kg seed	Use under low to moderate flea beetle pressure.
		333 mL/100 kg seed	For higher level of control under moderate pressure.
		666 mL/100 kg seed	Use under high to extreme high flea beetle pressure.
Corn	Corn rootworm	166.7 mL of product per 80,000 units of seed	The application rate recommended for corn rootworm also provides control of other listed corn pests.
	Corn flea beetle, cutworm (black), seed corn maggot, wireworm, white grub	33.3 - 66.6 mL of product per 80,000 units of seed	If corn rootworm is not a target pest, use lower rates for control of other listed corn pests.

Crops	Insects	Rate	Specific comments
Wheat (NipsIt INSIDE only)	Wireworm	17 mL per 100 kg seed (suppression) 33 - 100 mL per 100 kg seed	Use higher rates on wheat seed to be planted into fields with a history of severe wireworm pressure.
	Aphids	50 mL per 100 kg seed	Provides early season protection against aphid feeding.
Potato (seed piece treatment) (NipsIt INSIDE only)	Wireworm suppression Aphid (including potato, green peach, foxglove, buckthorn aphids), Colorado potato beetle, potato leafhopper, potato flea beetle (overwintered adults and suppression of second generation)	Wireworm suppression: 20.8 mL per 100 kg potato seed pieces. All other registered pests: 10.4 - 20.8 mL per 100 kg potato seed pieces.	Plant seed pieces as soon as possible after cutting and treating. Do not apply any subsequent application of a Group 4 insecticide following NipsIt INSIDE 600 Insecticide as a potato seed piece treatment.

### Registered Tank Mixes

Crops	Insect controlled	Rate per 100 kg seed	Specific comments
Canola/rapeseed	Flea beetle	Poncho 600 FS: 83 mL + Prosper FL: 1250 mL	For a higher level of control under moderate flea beetle pressure.
		Poncho 600 FS: 417 mL + Prosper FL: 1250 mL	For use under high to extreme flea beetle pressure, where extended control is required.
Wheat (all)	Wireworm	Nipsit SUITE 325 mL/acre + Nipsit INSIDE 17 - 83 mL/acre	Use higher rates of Nipsit INSIDE in extreme pressure situations or in situations where control is required.

Note: When tank mixing, use closed transfer systems only.

### Application Information

Canola, rapeseed and corn: Poncho 600 FS/NipsIt INSIDE 600 Insecticide is for use in commercially available equipment designed for seed treatment only. Wheat: NipsIt INSIDE 600 Insecticide only. For use in commercial seed treatment facilities and on-farm.

### How it Works

Clothianidin is a systemic chloronicotinyl insecticide. It protects the seed and developing plant from insect damage.

### Environmental Precautions

This product is toxic to aquatic invertebrates, wild birds and small mammals. Do not expose treated seeds on soil surface. Any spilled or exposed seeds should be incorporated into the soil or otherwise cleaned up from the soil surface. Do not apply directly to water or to areas where surface water is present. **Leaching:** The use of Poncho 600 FS/NipsIt INSIDE 600 Insecticide in areas where soils are permeable, particularly where water table is shallow, may result in groundwater contamination.

### Restrictions

Rape greens and rapeseed grown or harvested from Poncho 600 FS seed treatment seed must not be used for feed or human consumption. Rapeseed grown and harvested is only for industrial uses and cannot be used for edible oil or any other human/feed consumption.

### Toxicity

Oral LD<sub>50</sub> (rats) = technical > 5,000.

### Storage

Store in a cool, dry place out of direct sunlight. Do not allow product to freeze.

# Proseed

Fungicide Group 12

Available to commercial seed treaters only.

## Formulation

Product	Company	Active ingredient	Formulation	Container size
Proseed (PCP# 29814)	Syngenta	Fludioxonil: 40.3%	Solution	1.84 L

## Crops, Diseases Controlled and Rates

Crops	Diseases*	Rate per 100 kg of seed
Wheat, barley, oats, rye, triticale	Seed- and soil-borne diseases caused by <i>Fusarium</i> spp. (including seedling diseases caused by <i>Fusarium graminearum</i> ) and <i>Rhizoctonia</i> spp.	5.2 - 10.4 mL

\* Proseed does not control diseases caused by *Pythium* spp., common root rot, loose smuts or other important diseases of cereals. Proseed must be tank mixed with registered products for broad spectrum disease control.

## Registered Tank Mixes

Vibrance XL and Cruiser Maxx Vibrance Cereals. Consult labels for registered use rates and label use instructions.

## Application Information

Uniform seed coverage is required. Seed treated with Proseed or a combination of Proseed and Vibrance XL or Cruiser Maxx Vibrance Cereals may not flow through the drill at the same rate as untreated seed. It is important to recalibrate the seeder prior to seeding. This product contains no colourant. An appropriate colourant (i.e. red) must be added when this product is applied alone, or apply with Vibrance XL or Cruiser Maxx Vibrance Cereals.

## How it Works

Proseed controls *Fusarium* and *Rhizoctonia* on the seed and protects the germinating seedling from any soil-borne inoculum that is present.

## Restrictions

**Grazing:** Do not graze treated crops or cut for forage within 30 days of planting. **Re-cropping:** Do not plant any crop other than wheat, barley, corn, oats, rye and triticale within 30 days of planting treated seed.

## Environmental Precautions

Proseed is toxic to fish and other aquatic organisms. Do not apply this product directly to aquatic habitats, estuaries or marine habitats. Do not contaminate irrigation or drinking water supplies or aquatic habitats when cleaning equipment or disposing of wastes. Any spilled or exposed seed must be incorporated into the soil or cleaned up.

## Toxicity

Oral LD<sub>50</sub> (rats) = > 5,050 mg/kg. Dermal LD<sub>50</sub> (rats) = > 2,020 mg/kg.

## Storage

Heated storage required. Store product in original container.

# Prosper EverGol

Insecticide Group 4 Fungicide Group 4, 7, 11

## Formulation

Product	Company	Active ingredient	Formulation	Container size
Prosper <sup>EverGol</sup> (PCP# 30363)	Bayer CropScience	Clothianidin: 290 g/L Penflufen: 10.7 g/L Trifloxystrobin: 7.15 g/L Metalaxyl: 7.15 g/L	Suspension	3.8 L, 10 L, 100 L, 1000 L

## Crops, Insects and Diseases Controlled, Rates

Crops	Insects	Diseases	Specific comments
Canola, rapeseed, mustard (oilseed and condiment)	Flea beetle	Seed rot/pre-emergence damping-off and post-emergence damping-off caused by soil-borne <i>Rhizoctonia solani</i> , <i>Fusarium</i> spp. and <i>Pythium</i> spp. Seedling blight and early season root rot caused by soil-borne <i>Pythium</i> spp. Seed-borne <i>Alternaria</i> spp. Seed-borne blackleg ( <i>Phoma lingam</i> )	Provides protection from flea beetle feeding up to the 4 leaf stage.

## Application Information

Prosper<sup>EverGol</sup> is for use in commercially available equipment designed for seed treatment only. This product is to be used in liquid or slurry treaters. Mix thoroughly before, or use entire container at one time.

## How it Works

Clothianidin is a systemic chloronicotinyl insecticide. It protects the seed and developing plant from insect damage. The fungicides penflufen, trifloxystrobin and metalaxyl provide early season control of seed-borne blackleg and seed-borne *Alternaria* spp. and provide protection from seed, seedling and soil-borne diseases caused by *Rhizoctonia solani*, *Fusarium* spp. and *Pythium* spp.

## Environmental Precautions

This product is toxic to aquatic invertebrates, wild birds and wild mammals. Any spilled or exposed seeds should be incorporated into the soil or otherwise cleaned up from the soil surface. Do not apply directly to water or to areas where surface water is present. The use of this chemical may result in contamination of groundwater, particularly in areas where soils are permeable (e.g. sandy soil) and/or the depth to the water is shallow.

## Restrictions

Do not use rape greens and rapeseed grown or harvested from Prosper<sup>EverGol</sup> treated seed for feed or human consumption. Rapeseed is only for industrial uses and cannot be used for edible oil or any other human/feed consumption.

## Toxicity

Oral LD<sub>50</sub> (rats) = technical > 5,000.

## Storage

Store in a cool, dry place out of direct sunlight. Do not allow prolonged storage in temperatures that exceed 40°C or that go below -10°C.

# Rancona Pinnacle/Cover 2

Fungicide Group 3, 4

## Formulation

Product	Company	Active ingredient	Formulation	Container size
Rancona Pinnacle (PCP# 30769)	UPL AgroSolutions Canada	Ipconazole: 4.61 g/L Metalaxyl: 6.15 g/L	Solution	10 L, 200 L, 1,000 L
Cover 2 Fungicide (PCP# 32950)	Loveland Products	Ipconazole: 4.61 g/L Metalaxyl: 6.15 g/L	Solution	10 L, 115 L

## Crops, Diseases Controlled and Rates

Crops	Diseases controlled	Diseases Suppressed	Rate per 100 kg of seed
Barley	General seed rots ( <i>Penicillium</i> and <i>Aspergillus</i> ), seed rot, damping off and seedling blight (seed- and soil-borne <i>Fusarium</i> , <i>Cochliobolus sativus</i> , <i>Rhizoctonia solani</i> ) True loose smut ( <i>Ustilago nuda</i> ) Covered smut ( <i>Ustilago hordei</i> ) False loose smut ( <i>Ustilago nigra</i> ) Leaf stripe ( <i>Pyrenophora graminea</i> )	Common root rot ( <i>Cochliobolus sativus</i> ) Crown and foot rot ( <i>Fusarium</i> spp.)	325 mL
	True loose smut control. Use the higher rate for highly infected seed lots only		433 mL
Wheat (spring and winter)	General seed rots ( <i>Penicillium</i> and <i>Aspergillus</i> ), seed rot, damping off and seedling blight (seed- and soil-borne <i>Fusarium</i> , <i>Cochliobolus sativus</i> , <i>Rhizoctonia solani</i> ) Loose smut ( <i>Ustilago tritici</i> ) Common bunt ( <i>Tilletia caries</i> , <i>T. foetida</i> )	Common root rot ( <i>Cochliobolus sativus</i> ) Crown and foot rot ( <i>Fusarium</i> spp.)	325 mL
Oats	General seed rots ( <i>Penicillium</i> and <i>Aspergillus</i> ), seed rot, damping off and seedling blight (seed- and soil-borne <i>Fusarium</i> , <i>Cochliobolus sativus</i> , <i>Rhizoctonia solani</i> ) Loose smut ( <i>Ustilago avenae</i> ) Covered smut ( <i>Ustilago kolleri</i> )	Common root rot ( <i>Cochliobolus sativus</i> ) Crown and foot rot ( <i>Fusarium</i> spp.)	325 mL
Rye and triticale	General seed rots ( <i>Penicillium</i> and <i>Aspergillus</i> ), seed rot, damping off and seedling blight (seed- and soil-borne <i>Fusarium</i> , <i>Rhizoctonia solani</i> , <i>Cochliobolus sativus</i> )	Common root rot ( <i>Cochliobolus sativus</i> ) Crown and foot rot ( <i>Fusarium</i> spp.)	325 mL

## Registered Tank Mixes

For control of Pythium, Rancona Pinnacle Fungicide can be tank mixed with Apron XL LS for applications to wheat (spring or winter), barley, oats or rye. Apply Rancona Pinnacle at registered rates for these crops, and apply Apron XL LS at 2.7 mL/100 kg of seed.

## Application Information

Rancona Pinnacle is a ready to use formulation and should be applied utilizing mechanical, slurry or mist-type on-farm or commercial seed treating equipment.

## How it Works

Rancona Pinnacle is a broad-spectrum fungicide with systemic properties.

## Restrictions

**Grazing:** Do not graze or feed livestock on treated areas for 30 days after planting. Do not use treated seed for food, feed or oil processing.



**Environmental Precautions**

Treated seed is toxic to birds and small wild mammals. Any spilled or exposed seeds must be incorporated into the soil or otherwise cleaned up from the soil surface. Do not contaminate irrigation water supplies or aquatic habitats by cleaning of equipment or disposal of wastes.

**Toxicity**

Oral LD<sub>50</sub> (rats) = > 5,000 mg/kg. Dermal LD<sub>50</sub>(rabbit) = > 5,000 mg/kg.

**Storage**

Keep product stored away from food and feed. Store product at temperatures between 0°C and 35°C.

# Rancona Trio

Fungicide Group 3, 4, 7

**Formulation**

Product	Company	Active ingredient	Formulation	Container size
Rancona Trio (PCP# 32668)	UPL AgroSolutions Canada	Ipconazole: 5 g/L Carbathiin: 133.33 g/L Metalaxyl: 13.33 g/L	Suspension	10 L

**Crops, Diseases Controlled and Rates**

Crops	Diseases controlled	Diseases suppressed	Rate per 100 kg of seed
Barley	Seed rot ( <i>Penicillium</i> spp. and <i>Aspergillus</i> spp.), seed rot/pre-emergence damping-off, post-emergence damping off, seedling blight ( <i>Rhizoctonia solani</i> , <i>Fusarium</i> spp., <i>Pythium</i> spp.), seed rot and seedling blight (seed and soil-borne <i>Cochliobolus sativus</i> ), true loose smut, covered smut, false loose smut, leaf stripe ( <i>Pyrenophora graminea</i> )	Common root rot ( <i>Cochliobolus sativus</i> ), crown and foot rot <i>Fusarium</i> spp.	300 mL
Wheat (spring and winter)	Seed rot ( <i>Penicillium</i> spp. and <i>Aspergillus</i> spp.), seed rot/pre-emergence damping-off, post-emergence damping off, seedling blight ( <i>Rhizoctonia solani</i> , <i>Fusarium</i> spp., <i>Pythium</i> spp.), seed rot and seedling blight (seed and soil-borne <i>Cochliobolus sativus</i> ), loose smut, common bunt	Common root rot ( <i>Cochliobolus sativus</i> ), crown and foot rot <i>Fusarium</i> spp.	300 mL
Oat	Seed rot ( <i>Penicillium</i> spp. and <i>Aspergillus</i> spp.), seed rot/pre-emergence damping-off, post-emergence damping off, seedling blight ( <i>Rhizoctonia solani</i> , <i>Fusarium</i> spp., <i>Pythium</i> spp.), seed rot and seedling blight (seed and soil-borne <i>Cochliobolus sativus</i> ), loose smut, covered smut	Common root rot ( <i>Cochliobolus sativus</i> ), crown and foot rot <i>Fusarium</i> spp.	300 mL
Rye, triticale	Seed rot ( <i>Penicillium</i> spp. and <i>Aspergillus</i> spp.), seed rot/pre-emergence damping-off, post-emergence damping off, seedling blight ( <i>Rhizoctonia solani</i> , <i>Fusarium</i> spp., <i>Pythium</i> spp.), seed rot and seedling blight (seed and soil-borne <i>Cochliobolus sativus</i> )	Common root rot ( <i>Cochliobolus sativus</i> ), crown and foot rot <i>Fusarium</i> spp.	300 mL

**Registered Tank Mixes**

Ensure compatibility has been verified. When used in a tank mix, follow all use directions and the most restrictive precautions and restrictions on the individual labels.

**Application Information**

Rancona Trio is a ready-to-use formulation. Use only in treating equipment that can accurately control application rate and provide good distribution of the chemical onto the seed.

**How it Works**

Rancona Trio is a broad-spectrum fungicide with systemic properties.

**Rancona Trio (cont'd)****Restrictions**

**Grazing:** Do not graze or feed livestock on treated areas for 30 days after planting. Do not use treated seed for food, feed or oil processing.

**Environmental Precautions**

Treated seed is toxic to birds and small mammals. Any spilled or exposed seeds must be incorporated into the soil or otherwise cleaned up from the soil surface. Do not contaminate irrigation water supplies or aquatic habitats by cleaning of equipment or disposal of wastes.

**Toxicity**

Oral LD<sub>50</sub> (rats) > 5,000 mg/kg. Dermal LD<sub>50</sub> (rabbit) > 5,000 mg/kg.

**Storage**

Do not freeze.

# Rancona V RS

**Fungicide Group 3, 7**

**Formulation**

Product	Company	Active ingredient	Formulation	Container size
Rancona V RS (PCP# 30217)	UPL AgroSolutions Canada	Carbathiin: 87.5 g/L Ipconazole: 9.38 g/L	Suspension	10 L - 1,000 L

**Crops, Diseases Controlled and Rates**

Crops	Diseases	Rate per 100 kg seeds	Quantity of seeds treated by 100 L of product
Canola, rapeseed	Seed rot, damping off and seed blight caused by <i>Rhizoctonia</i> spp., and <i>Fusarium</i> spp. Seed-borne blackleg ( <i>Leptosphaeria maculans</i> ). Suppression of root rot caused by <i>Rhizoctonia</i> spp. and <i>Fusarium</i> spp.	0.80 L	12,500 kg

**Application Information**

Rancona V RS is a ready-to-use formulation designed for on-farm and commercial treating. Commercial facilities must use closed mix/load equipment. Rancona V RS can be applied with mechanical, slurry or mist-type seed treating equipment.

**Application Tips**

Uniform application to seed is necessary to ensure disease protection.

**Restrictions**

**Grazing:** Do not graze or feed livestock on areas treated with Rancona V RS for 28 days after planting. Do not use seed that has been treated for food, feed or oil processing.

**Environmental Precautions**

Seed that has been treated with Rancona RS is toxic to birds and small animals. Any spilled or exposed seeds must be incorporated into the soil or otherwise cleaned up from the soil surface.

**Toxicity**

Oral LD<sub>50</sub> (rats) = > 5,000 mg/kg. Dermal LD<sub>50</sub> (rats) = > 5,000 mg/kg.

**Storage**

Store this product away from food or feed. Do not allow this product to freeze.

# Raxil PRO

Fungicide Group 3, 4

## Formulation

Product	Company	Active ingredient	Formulation	Container size
Raxil PRO (PCP# 30102)	Bayer CropScience	Tebuconazole: 3.0 g/L Prothioconazole: 15.4 g/L Metalaxyl: 6.2 g/L	Micro-dispersion	10 L, 58.5 L, 175.5 L, 1000 L

## Crops, Diseases Controlled and Rates

Crops	Diseases controlled	Diseases suppressed	Rate per 100 kg of seeds	Bushels treated per 10 L jug
<b>Wheat, rye, triticale</b>	Loose smut, common bunt or stinking smut, seed rot and pre-emergent damping-off caused by seed- and soil-borne <i>Fusarium</i> spp., <i>Cochliobolus sativus</i> and soil-borne <i>Pythium</i> spp. seedling blight caused by seed-borne <i>Fusarium</i> spp., <i>Cochliobolus sativus</i> and soil-borne <i>Fusarium</i> spp. and <i>Pythium</i> spp. Post-emergent damping-off caused by seed- and soil-borne <i>Fusarium</i> and <i>Cochliobolus sativus</i> . Seed rot. Pre-emergent damping-off, post-emergent damping-off and seedling blight caused by seed-borne <i>Aspergillus</i> spp.	Root and crown rot caused by seed- and soil-borne <i>Fusarium</i> spp., common root rot caused by seed- and soil-borne <i>Cochliobolus sativus</i> , seedling blight caused by seed-borne <i>Penicillium</i> spp. and seed rot, pre-emergent damping off and root rot caused by <i>Rhizoctonia solani</i>	325 mL	113*
<b>Barley</b>	True loose smut, covered smut, false loose smut, seed rot and pre-emergent damping-off caused by seed- and soil-borne <i>Fusarium</i> spp., <i>Cochliobolus sativus</i> and soil-borne <i>Pythium</i> spp. seedling blight caused by seed-borne <i>Fusarium</i> spp., <i>Cochliobolus sativus</i> and soil-borne <i>Fusarium</i> spp. and <i>Pythium</i> spp. Post-emergent damping-off caused by seed- and soil-borne <i>Fusarium</i> and <i>Cochliobolus sativus</i> . Seed rot. Pre-emergent damping-off, post-emergent damping-off and seedling blight caused by seed-borne <i>Aspergillus</i> spp. barley leaf stripe	Root and crown rot caused by seed- and soil-borne <i>Fusarium</i> spp. common root rot caused by seed- and soil-borne <i>Cochliobolus sativus</i> , seedling blight caused by seed-borne <i>Penicillium</i> spp. and seed rot, pre-emergent damping off and root rot caused by <i>Rhizoctonia solani</i>	325 mL	141**
<b>Oats</b>	Covered smut, loose smut, seed rot and pre-emergent damping-off caused by seed- and soil-borne <i>Fusarium</i> spp., <i>Cochliobolus sativus</i> and soil-borne <i>Pythium</i> spp. Seedling blight caused by seed-borne <i>Fusarium</i> spp., <i>Cochliobolus sativus</i> and soil-borne <i>Fusarium</i> spp. and <i>Pythium</i> spp. Post-emergent damping-off caused by seed- and soil-borne <i>Fusarium</i> and <i>Cochliobolus sativus</i> . Seed rot. Pre-emergent damping-off, post-emergent damping-off and seedling blight caused by seed-borne <i>Aspergillus</i> spp.	Root and crown rot caused by seed- and soil-borne <i>Fusarium</i> spp., common root rot caused by seed- and soil-borne <i>Cochliobolus sativus</i> , seedling blight caused by seed-borne <i>Penicillium</i> spp. and seed rot, pre-emergent damping off and root rot caused by <i>Rhizoctonia solani</i>	325 mL	200***

\* Based on wheat at 27.3 kg/bu (60 lb./bu), \*\* Based on barley at 21.8 kg/bu (48 lb./bu), \*\*\* Based on oats at 15.4 kg/bu (34 lb./bu). A 10 L jug treats 3,077 kg of seed.

## Registered Tank Mixes

Raxil Pro may be combined with Stress Shield for control of certain insect pests in wheat, barley and oats.

**Raxil PRO (cont'd)****Application Information**

Raxil Pro is a ready-to-use formulation designed for commercial or on-farm treating with conventional seed treating equipment. Uniform application to seed is necessary to ensure optimum product performance.

**How it Works**

Raxil Pro is a systemic fungicide that is absorbed into the germinating seed and transported through the growing seedling, providing control of seed and seedling diseases.

**Restrictions**

Do not use treated seed for food, feed or oil processing.

**Environmental Precautions**

The use of this product may result in contamination of groundwater, particularly in areas where soils are permeable (e.g. sandy soil) and/or the depth to the water table is shallow. Do not contaminate irrigation or drinking water supplies or aquatic habitats by cleaning of equipment or disposal of wastes. Do not expose treated seeds on the soil surface. Any spilled or exposed seed must be incorporated into the soil or otherwise cleaned up from the soil surface.

**Toxicity**

Oral LD<sub>50</sub> (rats) = > 2,000 mg/kg. Dermal LD<sub>50</sub> (rats) = > 5,000 mg/kg.

**Storage**

Store product in original container only. Store in a cool, dry place and avoid excessive heat.

# Raxil Pro Shield Seed Treatment

**Insecticide Group 4 Fungicide Group 3, 4**

**Formulation**

Product	Company	Active ingredient	Formulation	Container size
Raxil Pro (PCP# 30102)	Bayer CropScience	Tebuconazole: 3 g/L Prothioconazole: 15.4 g/L Metalaxyl: 6.2 g/L	Micro-dispersion	10 L, 175.5 L
Stress Shield 600 (PCP# 30668)		Imidacloprid: 600 g/L		1.5 L, 27 L

**Crops, Insects and Diseases Controlled, Rates**

Crops	Insects	Diseases	Rate per 100 kg of seed
Wheat	Wireworm: early season protection against crop stand injury	<b>Controlled:</b> Loose smut, common bunt or stinking smut, seed rot and pre-emergent damping-off caused by seed- and soil-borne <i>Fusarium</i> spp., <i>Cochliobolus sativus</i> and soil-borne <i>Pythium</i> spp., seedling blight caused by seed-borne <i>Fusarium</i> spp., <i>Cochliobolus sativus</i> and soil-borne <i>Fusarium</i> spp. and <i>Pythium</i> spp. Post-emergent damping-off caused by seed- and soil-borne <i>Fusarium</i> and <i>Cochliobolus sativus</i> . Seed rot. Pre-emergent damping-off, post-emergent damping-off and seedling blight caused by seed-borne <i>Aspergillus</i> spp. <b>Suppression:</b> Root and crown rot caused by seed- and soil-borne <i>Fusarium</i> spp., common root rot caused by seed- and soil-borne <i>Cochliobolus sativus</i> , seedling blight caused by seed-borne <i>Penicillium</i> spp. and seed rot, pre-emergent damping off and root rot caused by <i>Rhizoctonia solani</i>	Raxil Pro: 325 mL Stress Shield: 50 mL

Crops	Insects	Diseases	Rate per 100 kg of seed
Barley	Wireworm: early season protection against crop stand injury	<b>Controlled:</b> True loose smut, covered smut, false loose smut, seed rot and pre-emergent damping-off caused by seed- and soil-borne <i>Fusarium</i> spp., <i>Cochliobolus sativus</i> and soil-borne <i>Pythium</i> spp., seedling blight caused by seed-borne <i>Fusarium</i> spp., <i>Cochliobolus sativus</i> and soil-borne <i>Fusarium</i> spp. and <i>Pythium</i> spp. Post-emergent damping-off caused by seed- and soil-borne <i>Fusarium</i> and <i>Cochliobolus sativus</i> . Seed rot. Pre-emergent damping-off, post-emergent damping-off and seedling blight caused by seed-borne <i>Aspergillus</i> spp., barley leaf stripe <b>Suppression:</b> Root and crown rot caused by seed- and soil-borne <i>Fusarium</i> spp common root rot caused by seed- and soil-borne <i>Cochliobolus sativus</i> , seedling blight caused by seed-borne <i>Penicillium</i> spp. and seed rot, pre-emergent damping off and root rot caused by <i>Rhizoctonia solani</i>	Raxil Pro: 325 mL Stress Shield: 50 mL
Oats	Wireworm: early season protection against crop stand injury	<b>Controlled:</b> Covered smut, loose smut seed rot and pre-emergent damping-off caused by seed- and soil-borne <i>Fusarium</i> spp., <i>Cochliobolus sativus</i> and soil-borne <i>Pythium</i> spp., seedling blight caused by seed-borne <i>Fusarium</i> spp., <i>Cochliobolus sativus</i> and soil-borne <i>Fusarium</i> spp. and <i>Pythium</i> spp. Post-emergent damping-off caused by seed- and soil-borne <i>Fusarium</i> and <i>Cochliobolus sativus</i> . Seed rot. Pre-emergent damping-off, post-emergent damping-off and seedling blight caused by seed-borne <i>Aspergillus</i> spp. <b>Suppression:</b> Root and crown rot caused by seed- and soil-borne <i>Fusarium</i> spp., common root rot caused by seed- and soil-borne <i>Cochliobolus sativus</i> , seedling blight caused by seed-borne <i>Penicillium</i> spp. and seed rot, pre-emergent damping off and root rot caused by <i>Rhizoctonia solani</i>	Raxil Pro: 325 mL Stress Shield: 50 mL

### Registered Tank Mixes

None registered.

### Application Information

**How to apply:** Pour container of Stress Shield into Raxil Pro container and mix thoroughly. Raxil Pro Shield can be used in commercial and on-farm seed treatment equipment that can accurately control application rate and provide good coverage of treated seed.

### Application Tips

Uniform application to seed is necessary to ensure seed safety and best protection against disease and insects.

### How it Works

Raxil Pro Shield contains a systemic fungicide that provides control of seed and seedling diseases. Raxil Pro Shield also contains a systemic insecticide that provides protection from damage caused by chewing and sucking insects through contact and systemic activity.

### Restrictions

Treated seed must not be used for food, feed or oil processing. **Grazing:** Do not graze or feed livestock on treated areas for 4 weeks after planting.

### Environmental Precautions

The use of this product may result in contamination of groundwater, particularly in areas where soils are permeable (e.g. sandy soil) and/or the depth to the water table is shallow. Toxic to birds and aquatic invertebrates. Imidacloprid is toxic to bees. Do not apply this product directly to water or to areas where surface water is present. Cover or incorporate spilled treated seeds.

### Toxicity

Raxil Pro: Oral LD<sub>50</sub> (rats) => 2,000 mg/kg. Dermal LD<sub>50</sub> (rats) => 5,000 mg/kg.

Stress Shield: Oral LD<sub>50</sub> (rats) => 300 - < 2,000 mg/kg. Dermal LD<sub>50</sub> (rats) => 2,000 mg/kg

### Storage

Do not store in direct sunlight. Do not store above 35°C. Store product in original container.

# Senator PSPT

Fungicide Group 1

## Formulation

Product	Company	Active ingredient	Formulation	Container size
Senator PSPT (PCP# 14599)	Nippon Soda Company	Thiophanate-methyl: 10%	Dust	10 kg

## Crops, Diseases Controlled and Rates

Crops	Diseases	Rate per 100 kg of cut seed
Potato	Verticillium wilt, Fusarium rot, silver scurf ( <i>Helminthosporium solani</i> ), and aids in control of seed piece decay and black leg infections	500 g

## Application Information

Apply in a convenient container or by dust attachment over belt. Cut pieces should be treated within 6 hours of cutting. If planting is to be delayed more than 1 - 2 days, the treated pieces should be stored for 2 - 3 days in open crates before bagging.

## Application Tips

Senator PSPT contains no colourant. An appropriate colourant must be added when this product is applied. For optimum control of silver scurf, ensure that seed tubers are completely free of soil. Total skin coverage is essential. Reduced control can be expected in fields where volunteers from the previous year's crop act as a source of infection.

## Environmental Precautions

By-products from this product are toxic to aquatic organisms. Do not contaminate any body of water or groundwater when disposing of equipment washwater.

## Toxicity

Oral LD<sub>50</sub> (rats) = > 6,000 mg/kg.

## Storage

Store in a dry place.

# Stress Shield 600/Sombrero

Insecticide Group 4

## Formulation

Product	Company	Active ingredient	Formulation	Container Size
Stress Shield 600 (PCP# 30668)	Bayer CropScience	Imidacloprid: 600 g/L	Suspension	27 L
Sombrero (PCP# 30505)	ADAMA Canada	Imidacloprid: 600 g/L	Flowable	1.54 L

**Crops, Insects Controlled and Rates**

Crops	Insects	Rate per 100 kg seed	Specific comments
Wheat (durum, spring and winter) Barley Oats	Wireworm	17 - 50 mL	Dilute in sufficient liquid to achieve uniform distribution on the seed. When rate ranges are given, use the higher rate when insect pressure is expected to be high.
Bean includes field bean (dry and coloured)*	Potato leafhopper Wireworm	104 mL	
Soybean	Soybean aphid Bean leaf beetle Seedcorn maggot Wireworm	104-208 mL	Use higher rate for early seeding, when insect populations are expected to be high or extended control for aphids.
Field pea*	Pea leaf weevil	104 - 208 mL	
	Wireworm	104 mL	
Faba bean*	Pea leaf weevil	104 mL	
	Wireworm		
Chickpea*, Lentil*	Wireworm	104 mL	
Canola**	Flea beetle (early season control)	667 - 1,333 mL	Dilute with 67 - 133 mL water. A blue colourant must be added when Sombrero is applied to oilseed.

\* Registered only for Stress Shield 600. \*\* Registered only for Sombrero.

**Registered Tank Mixes**

**Wheat, barley and oats:** Stress Shield 600: Raxil T, Raxil MD, RaxilPRO or EverGol Energy. Sombrero: Raxil T, Raxil MD.

**Legumes:** Stress Shield 600: Trilex AL, Trilex AL Concentrate, Trilex FS, Allegiance, EverGol Energy, EverGol Xtend, Apron Max RFC, Trilex EverGol and Apron Max RTA. Sombrero: Apron Maxx RTA, Apron Maxx RFC.

**Application Information**

For use in commercial and on-farm seed treatment equipment. Check with seed treatment manufacturer for information on which crops on-farm treatments can be made. Mix thoroughly before use or use entire container at one time. All seed must be conspicuously coloured at the time of treatment. Treated seed may reduce seed flow in the seed drill. Recalibration of the seed drill may be required to obtain correct seeding rate before planting. Stress Shield 600/Sombrero can be used as an over-treatment. Prior to and during application, Stress Shield/Sombrero must be thoroughly agitated to ensure uniform mixing of the product. Due to the viscosity of the material, it should be kept above 10°C prior to and during application. Do not apply direct heat to container.

**How it Works**

Stress Shield 600/Sombrero are systemic seed treatment insecticides that provide protection for certain crops from damage caused by listed chewing and sucking insects through contact and systemic activity.

**Environmental Precautions**

Toxic to birds and aquatic organisms. Imidacloprid is toxic to bees. Any spilled or exposed seeds must be incorporated into the soil or otherwise cleaned up from the soil surface. Do not contaminate irrigation or drinking water supplies or aquatic habitats by cleaning of equipment or disposal of wastes.

**Restrictions**

Do not use treated seed for food, feed or oil processing. **Grazing:** Do not graze or feed livestock on treated areas for four weeks after planting.

**Toxicity**

Oral LD<sub>50</sub> (rats) = > 300 - < 2,000 mg/kg. Dermal LD<sub>50</sub> (rats) = > 2,000 mg/kg.

**Storage**

Store in a cool, dry place out of direct sunlight. Stress Shield 600: Do not store above 35°C. Sombrero: Store between 0°C and 25°C. Carryover of seed treated with Stress Shield is not recommended.

# Trilex EverGol

Fungicide Group 4, 7, 11

## Formulation

Product	Company	Active ingredient	Formulation	Container size
Trilex Component A (PCP# 30644)	Bayer CropScience	Penflufen: 154 g/L Trifloxystrobin: 154 g/L	Liquid based water formulation	1.5 L, 6.49 L
Trilex Component B (PCP# 30645)		Metalaxyl: 317 g/L	Suspension	0.96 L, 4.15 L

## Crops, Diseases Controlled and Rates

Crops	Diseases	Rate per 100 kg of seed
Bean (succulent, snap, dry)	Seed decay/pre-emergence damping-off and post-emergence damping-off caused by <i>Rhizoctonia solani</i> , <i>Fusarium</i> spp., <i>Pythium</i> spp.	Trilex Component A 25 mL Trilex Component B 16 mL
Chickpea, pea (field, dry)	Seed decay/pre-emergence damping-off and post-emergence damping-off caused by <i>Rhizoctonia solani</i> , <i>Fusarium</i> spp., <i>Pythium</i> spp. Suppression of seed-borne ascochyta blight caused by <i>Ascochyta</i> spp.	
Lentil	Seed decay/pre-emergence damping-off and post-emergence damping-off caused by <i>Rhizoctonia solani</i> , <i>Fusarium</i> spp., <i>Pythium</i> spp. Seed rot/pre-emergence damping-off, post-emergence damping-off and seedling blight caused by <i>Botrytis cinerea</i> (seed-borne) Suppression of seed-borne ascochyta blight caused by <i>Ascochyta</i> spp.	

## Application Information

Trilex EverGol is a concentrated suspension, and it is recommended to dilute with water just prior to application to ensure uniform coverage on the seed. Uniform application on seed will ensure seed safety and disease protection. Allow seeds to dry before bagging, storing or seeding.

Compatibility with inoculants: Please check with inoculant manufacturers prior to use.

## Restrictions

**Grazing:** Do not graze or feed livestock on treated areas for four weeks after planting. Treated seed must not be used for food, feed or oil processing. **Re-cropping:** Registered crops for Trilex EverGol as well as canola, mustard, rapeseed, corn, legumes and cereal grains may be re-planted at any time. For all other crops, do not plant back within 30 days of seeding with Trilex EverGol treated seed.

## Environmental Precautions

Trilex EverGol is toxic to aquatic organisms. Dispose of all excess treated seed. Leftover treated seed may be double-sown around the headland or buried away from water sources in accordance with local requirements.

**Leaching:** The use of this product may result in contamination of groundwater, particularly in areas where soils are permeable (e.g. sandy soil) and/or depth to the water table is shallow.

## Toxicity

Oral LD<sub>50</sub> (rats) = 5,000 mg/kg. Dermal LD<sub>50</sub> (rabbit) = 5,000 mg/kg.

## Storage

Store product in original container. Store in a cool, dry place and avoid excessive heat.



# Trilex EverGol SHIELD

Insecticide Group 4 Fungicide Group 4, 7, 11

## Formulation

Product	Company	Active ingredient	Formulation	Container size
Trilex Component A (PCP# 30644)	Bayer CropScience	Penflufen: 154 g/L Trifloxystrobin: 154 g/L	Suspension	1.5 L
Trilex Component B (PCP# 30645)		Metalaxyl: 310 g/L		0.96 L
Stress Shield 600 (PCP# 30668)		Imidacloprid: 600 g/L		6.25 L

## Crops, Insects and Diseases Controlled, Rates

Crops	Insects	Diseases	Rate per 100 kg of seed
Faba bean	Pea leaf weevil, potato leafhopper, wireworm	Seed decay/pre-emergence damping-off and post-emergence damping-off caused by <i>Rhizoctonia solani</i> , <i>Fusarium</i> spp., and <i>Pythium</i> spp. Seed decay/pre-emergence damping-off, post-emergence damping-off and seedling blight caused by seed-borne <i>Botrytis cinerea</i> Suppression of seed-borne ascochyta blight caused by <i>Ascochyta</i> spp.	Trilex Component A 25 mL Trilex Component B 16 mL Stress Shield 104 mL
Dry bean	Potato leafhopper, wireworm	Seed decay/pre-emergence damping-off and post-emergence damping-off caused by <i>Rhizoctonia solani</i> , <i>Fusarium</i> spp., and <i>Pythium</i> spp. Seed decay/pre-emergence damping-off, post-emergence damping-off and seedling blight caused by seed-borne <i>Botrytis cinerea</i> Suppression of seed-borne ascochyta blight caused by <i>Ascochyta</i> spp.	Trilex Component A 25 mL Trilex Component B 16 mL Stress Shield 104 mL
Chickpea	Wireworm	Seed decay/pre-emergence damping-off and post-emergence damping-off caused by <i>Rhizoctonia solani</i> , <i>Fusarium</i> spp., and <i>Pythium</i> spp. Seed decay/pre-emergence damping-off, post-emergence damping-off and seedling blight caused by seed-borne <i>Botrytis cinerea</i> Suppression of seed-borne ascochyta blight caused by <i>Ascochyta</i> spp.	Trilex Component A 25 mL Trilex Component B 16 mL Stress Shield 104 mL
Field pea	Pea leaf weevil, wireworm	Seed decay/pre-emergence damping-off and post-emergence damping-off caused by <i>Rhizoctonia solani</i> , <i>Fusarium</i> spp., and <i>Pythium</i> spp. Seed decay/pre-emergence damping-off, post-emergence damping-off and seedling blight caused by seed-borne <i>Botrytis cinerea</i> Suppression of seed-borne ascochyta blight caused by <i>Ascochyta</i> spp.	Trilex Component A 25 mL Trilex Component B 16 mL Stress Shield 104 - 208 mL
Lentil	Wireworm	Seed decay/pre-emergence damping-off and post-emergence damping-off caused by <i>Rhizoctonia solani</i> , <i>Fusarium</i> spp., and <i>Pythium</i> spp. Seed decay/pre-emergence damping-off, post-emergence damping-off and seedling blight caused by seed-borne <i>Botrytis cinerea</i> Suppression of seed-borne ascochyta blight caused by <i>Ascochyta</i> spp.	Trilex Component A 25 mL Trilex Component B 16 mL Stress Shield 104 mL

## Application Information

Trilex EverGol SHIELD is a concentrated suspension, and it is recommended to dilute with water just prior to application. Uniform application on seed will ensure seed safety and disease protection. For use in commercial and on-farm seed treatment equipment. All seed must be conspicuously coloured at the time of treatment. Treated seed may reduce seed flow in the seed drill. Recalibration of the seed drill may be required to obtain correct seeding rate before planting. Prior to and during application, Stress Shield must be thoroughly agitated to ensure uniform mixing of the product. Due to the viscosity of the material, it should be kept above 10°C prior to and during application. Do not apply direct heat to container. Allow seeds to dry before bagging, storing or seeding.

**Compatibility with inoculants:** Please check with inoculant manufacturers prior to use.

**Trilex EverGol SHIELD (cont'd)****Restrictions**

**Grazing:** Do not graze or feed livestock on treated areas for four weeks after planting. Treated seed must not be used for food, feed or oil processing. **Re-cropping:** Registered crops for Trilex EverGol SHIELD as well as canola, mustard, rapeseed, corn, legumes and cereal grains may be re-planted at any time. For all other crops, do not plant back within 30 days of seeding with Trilex EverGol SHIELD treated seed.

**Environmental Precautions**

Trilex EverGol SHIELD is toxic to birds and aquatic organisms. Dispose of all excess treated seed. Leftover treated seed may be double-sown around the headland or buried away from water. Imidacloprid is toxic to bees. Any spilled or exposed seeds must be incorporated into the soil or otherwise cleaned up from the soil surface. Do not contaminate irrigation or drinking water supplies or aquatic habitats by cleaning of equipment or disposal of wastes. **Leaching:** The use of this product may result in contamination of groundwater, particularly in areas where soils are permeable (e.g. sandy soil) and/or depth to the water table is shallow.

**Toxicity**

Trilex EverGol: Oral LD<sub>50</sub> (rats) = 5,000 mg/kg. Dermal LD<sub>50</sub> (rabbit) = 5,000 mg/kg.

Stress Shield: Oral LD<sub>50</sub> (rats) = > 300 - < 2,000 mg/kg. Dermal LD<sub>50</sub> (rats) = > 2,000 mg/kg.

**Storage**

Store product in original containers. Store in a cool, dry place and avoid excessive heat. Stress Shield 600: Do not store above 35°C.

## Tuberseal PSPT/Potato ST 16/PSPT 16%/ Solam MZ

Fungicide Group M

**Formulation**

Product	Company	Active ingredient	Formulation	Container size
Potato ST 16 (PCP# 24734)	Wilbur-Ellis Company	Mancozeb: 16%	Dust (with alderbark)	20 kg
PSPT 16% (PCP# 24734.01)	Loveland Products Canada	Mancozeb: 16%	Dust	20 kg
Tuberseal (PCP# 17042)	Belchim Crop Protection Canada	Mancozeb: 16%	Dust (bark)	20 kg
Solan MZ (PCP# 29377)		Mancozeb: 16%	Dust (no bark)	20 kg

**Crops, Diseases Controlled and Rates**

Crop	Diseases	Rate per 100 kg seed
Potato seed pieces	Fusarium seed piece decay	500 g

**Registered Tank Mixes**

None registered.

**Application Information**

**Potato Seed Pieces:** Thoroughly coat the surface of whole or cut seed pieces with dust. If treated whole seed is cut, make a second application to protect the cut surfaces. Plant as soon as possible after treating. However, if planting of cut seed is delayed beyond 2 days after treating, seed should be air dried before bagging or loose piling.

**Environmental Precautions**

Do not contaminate food or any body of water.

**Toxicity**

Oral LD<sub>50</sub> (rats) = > 4,500 mg/kg. Dermal LD<sub>50</sub> (rabbit) = > 5,000 mg/kg.

**Storage**

Store product in a cool, dry, ventilated place.

# Vibrance Maxx

Fungicide Group 4, 12

**Formulation**

Product	Company	Active ingredient	Formulation	Container size
Apron Maxx RTA (PCP# 27577)	Syngenta	Fludioxonil: 0.73% Metalaxyl-M: 1.1%	Liquid suspension	2 x 10 L Apron Maxx + 2 x 300 mL Vibrance 115 L + 3.33 L 450 L + 4 x 3.33 L
Vibrance 500FS (PCP# 30438)		Sedaxane: 500 g/L		

**Crops, Diseases Controlled and Rates**

Crops	Diseases	Rate per 100 kg seed
<b>Chickpea</b>	Seed rot, pre-emergence and post-emergence damping-off caused by <i>Fusarium</i> spp., <i>Rhizoctonia</i> spp. and <i>Pythium</i> spp. Seed rot and seedling blight caused by seed-borne <i>Botrytis</i> spp. Seedling blight caused by <i>Fusarium</i> spp. and <i>Pythium</i> spp. Seed-borne ascochyta blight caused by <i>Ascochyta rabiei</i> Seed decay, seedling blight and damping-off caused by <i>Rhizoctonia solani</i>	325 mL (Apron Maxx) + 5 - 10 mL (Vibrance)
<b>Dry bean</b>	Damping-off caused by <i>Fusarium</i> spp., <i>Rhizoctonia</i> spp. and <i>Pythium</i> spp. Seedling blight caused by <i>Pythium</i> spp. Anthracnose caused by seed-borne <i>Colletotrichum</i> spp. Seed decay, seedling blight and damping-off caused by <i>Rhizoctonia solani</i>	
<b>Lentil</b>	Seed rot, pre-emergence and post-emergence damping-off caused by <i>Fusarium</i> spp., <i>Rhizoctonia</i> spp. and <i>Pythium</i> spp. Seed rot and seedling blight caused by seed-borne <i>Botrytis</i> spp. Seedling root rot caused by <i>Fusarium</i> spp. Seed-borne ascochyta blight caused by <i>Ascochyta lentis</i> Seed decay, seedling blight and damping-off caused by <i>Rhizoctonia solani</i>	
<b>Pea (field and succulent)</b>	Seed rot, seedling blight, pre-emergence and post-emergence damping-off caused by <i>Fusarium</i> spp., <i>Rhizoctonia</i> spp. and <i>Pythium</i> spp. Seed-borne ascochyta blight and foot rot caused by <i>Ascochyta pinodes</i> Seed decay, seedling blight and damping-off caused by <i>Rhizoctonia solani</i>	325 mL (Apron Maxx) + 5 - 10 mL (Vibrance)
<b>Soybean</b>	Damping-off and seed rots caused by <i>Pythium</i> spp., <i>Fusarium</i> spp. and <i>Rhizoctonia</i> spp. Seedling blight caused by <i>Fusarium</i> spp. and <i>Pythium</i> spp. Seedling root rot caused by <i>Fusarium</i> spp. Seed rot and seedling blight caused by seed-borne <i>Phomopsis</i> spp. Early season root rot caused by <i>Phytophthora megasperma</i> var. <i>sojae</i> . Seed decay, seedling blight and damping-off caused by <i>Rhizoctonia solani</i>	
<b>Faba bean</b>	Seed rot/pre-emergence damping-off, post-emergence damping-off and seedling blight caused by <i>Fusarium</i> spp., <i>Pythium</i> spp. and <i>Rhizoctonia</i> spp. Seed decay, seedling blight and damping-off caused by <i>Rhizoctonia solani</i>	

**Registered Tank Mixes**

None registered. Vibrance Maxx is a co-pack of Vibrance 500 FS and Apron Maxx RTA.

**Vibrance Maxx (cont'd)****Application Information**

Vibrance Maxx is a ready-to-apply seed treatment for use in commercial seed treatment plants and for on-farm treatment. The equipment must provide uniform coverage on the seed. Allow the seed to dry before bagging, storing or seeding.

**Seed Treatment and Inoculants**

Vibrance Maxx can be used with some Rhizobium-based inoculants. Contact inoculant manufacturer for proper recommendations. Treated seed may not flow at the same rates through seeding equipment as untreated seed. With rough coated seed, the addition of water will increase coverage; contact Syngenta for more information.

**How it Works**

Vibrance Maxx contains three active ingredients. Fludioxonil is a phenylpyrrole fungicide with contact activity. Metalaxyl-M is an acylalanine fungicide with systemic activity against certain fungal diseases. Sedaxane is an SDHI fungicide with systemic properties.

**Restrictions**

**Grazing:** Do not graze or feed livestock on treated areas for 60 days after planting. **Re-cropping:** Do not plant any crop other than soybean, bean, chickpea, lentil, lupin, faba bean and pea within 60 days to fields in which treated seeds were planted.

**Environmental Precautions**

Vibrance Maxx is toxic to aquatic organisms. Any spilled or exposed seeds must be incorporated into the soil or cleaned up from the soil surface.

**Toxicity**

Apron Maxx RTA: Oral LD<sub>50</sub> (rats) = 5,050 mg/kg. Dermal: LD<sub>50</sub> (rabbit) 2,020 mg/kg.  
Vibrance 500FS: Oral LD<sub>50</sub> (rats) = 2,975 mg/kg. Dermal: LD<sub>50</sub> (rabbit) > 5,050 mg/kg.

**Storage**

Heated storage required. Do not store Vibrance Maxx above 30°C. Store product in original container.

# Vibrance Quattro

**Fungicide Group 3, 4, 7, 12****Formulation**

Product	Company	Active ingredient	Formulation	Container size
Vibrance Quattro (PCP# 31408)	Syngenta	Difenoconazole: 36.8 g/L Sedaxane: 15.4 g/L Metalaxyl-M: 9.2 g/L Fludioxonil: 7.6 g/L	Liquid suspension	10 L, 115 L, 450 L

**Crops, Diseases Controlled and Rates**

Crops	Diseases controlled	Diseases suppressed <sup>1</sup>	Rate per 100 kg seed
Barley	Seed rots caused by <i>Fusarium</i> , <i>Pythium</i> , <i>Rhizoctonia</i> , <i>Penicillium</i> and <i>Aspergillus</i> spp. Seedling blight, root rot and damping-off caused by seed- and soil-borne <i>Fusarium</i> spp. or <i>Rhizoctonia</i> spp., seedling blight, root rot and damping-off caused by soil-borne <i>Pythium</i> spp. Covered smut ( <i>Ustilago hordei</i> ), false loose smut ( <i>Ustilago nigra</i> ), true loose smut ( <i>Ustilago nuda</i> )	Common root rot, ( <i>Cochliobolus sativus</i> ), <i>Fusarium</i> crown and foot rot ( <i>Fusarium</i> spp.), take-all ( <i>Gaeumannomyces graminis</i> )	325 mL

Crops	Diseases controlled	Diseases suppressed <sup>1</sup>	Rate per 100 kg seed
Oats	Seed rots caused by <i>Fusarium</i> , <i>Pythium</i> , <i>Rhizoctonia</i> , <i>Penicillium</i> and <i>Aspergillus</i> spp. Seedling blight, root rot and damping-off caused by seed- and soil-borne <i>Fusarium</i> spp. or <i>Rhizoctonia</i> spp. Seedling blight, root rot and damping-off caused by soil-borne <i>Pythium</i> spp. Covered smut ( <i>Ustilago hordei</i> ) Loose smut ( <i>Ustilago avenae</i> )	Common root rot ( <i>Cochliobolus</i> spp.)	325 mL
Rye	Seed rots caused by <i>Fusarium</i> , <i>Pythium</i> , <i>Rhizoctonia</i> , <i>Penicillium</i> and <i>Aspergillus</i> spp. Seedling blight, root rot and damping-off caused by seed- and soil-borne <i>Fusarium</i> spp. or <i>Rhizoctonia</i> spp. Seedling blight, root rot and damping-off caused by soil-borne <i>Pythium</i> spp. Common bunt ( <i>Tilletia tritici</i> ) <sup>2</sup> Dwarf bunt ( <i>Tilletia controversa</i> ) <sup>2</sup>	Common root rot, ( <i>Cochliobolus sativus</i> ), Fusarium crown and foot rot ( <i>Fusarium</i> spp.), take-all ( <i>Gaeumannomyces graminis</i> )	325 mL
Triticale	Seed rots caused by <i>Fusarium</i> , <i>Pythium</i> , <i>Rhizoctonia</i> , <i>Penicillium</i> and <i>Aspergillus</i> spp. Seedling blight, root rot and damping-off caused by seed- and soil-borne <i>Fusarium</i> spp. or <i>Rhizoctonia</i> spp. Seedling blight, root rot and damping-off caused by soil-borne <i>Pythium</i> spp. Loose smut ( <i>Ustilago tritici</i> )	Common root rot ( <i>Cochliobolus sativus</i> ), Fusarium crown and foot rot ( <i>Fusarium</i> spp.), take-all ( <i>Gaeumannomyces graminis</i> )	325 mL
Wheat, spring	Seed rots caused by <i>Fusarium</i> , <i>Pythium</i> , <i>Rhizoctonia</i> , <i>Penicillium</i> and <i>Aspergillus</i> spp. Seedling blight, root rot and damping-off caused by seed- and soil-borne <i>Fusarium</i> spp. or <i>Rhizoctonia</i> spp. Seedling blight, root rot and damping-off caused by soil-borne <i>Pythium</i> spp. Common bunt ( <i>Tilletia tritici</i> ) <sup>2</sup> Loose smut ( <i>Ustilago tritici</i> )	Common root rot, ( <i>Cochliobolus sativus</i> ), Fusarium crown and foot rot ( <i>Fusarium</i> spp.), take-all ( <i>Gaeumannomyces graminis</i> )	325 mL
Wheat, winter	Seed rots caused by <i>Fusarium</i> , <i>Pythium</i> , <i>Rhizoctonia</i> , <i>Penicillium</i> and <i>Aspergillus</i> spp. Seedling blight, root rot and damping-off caused by seed- and soil-borne <i>Fusarium</i> spp. or <i>Rhizoctonia</i> spp. Seedling blight, root rot and damping-off caused by soil-borne <i>Pythium</i> spp. Common bunt ( <i>Tilletia tritici</i> ) <sup>2</sup> Dwarf bunt ( <i>Tilletia controversa</i> ) <sup>2</sup> Loose smut ( <i>Ustilago tritici</i> )	Common root rot ( <i>Cochliobolus sativus</i> ), Fusarium crown and foot rot ( <i>Fusarium</i> spp.), take-all ( <i>Gaeumannomyces graminis</i> )	325 mL

**Note:**<sup>1</sup>Suppression means consistent control at a level that is not optimal but is still of commercial benefit.<sup>2</sup>Controls both seed- and soil-borne common bunt.**Registered Tank Mixes**

For protection from various insects on registered crops, Vibrance Quattro may be mixed with Cruiser 5FS Seed Treatment. This tank mix option is only valid for those crops common to the registered labels of Vibrance Quattro and Cruiser 5FS Seed Treatment Insecticide.

**Application Information**

Vibrance Quattro is for use on-farm and can also be applied by commercial seed treaters (facilities and mobile treaters) using closed system transfer. Apply Vibrance Quattro utilizing seed treatment equipment that provides uniform seed coverage. Depending on seed size, Vibrance Quattro may be applied as a ready-to-apply application or water may be added to form slurry for more uniform coverage. Allow the seed to dry before bagging or storing into bulk containers. Depending on planting equipment, seed treated with Vibrance Quattro may not flow through planting equipment at the same rate as untreated seed. Recalibrate this equipment before planting treated seed.

**How it Works**

Vibrance Quattro is a combination of the fungicides difenoconazole, metalaxyl-M and S-isomer, sedaxane and fludioxonil, which control or suppress certain seed- and/or soil-borne diseases of cereal crops as listed.

**Vibrance Quattro (cont'd)****Restrictions**

Treated seed must not be used for food, feed or oil processing. **Grazing:** Do not graze or feed livestock on treated areas for 45 days after planting. **Re-cropping:** Do not plant any crop other than cereals within 60 days to fields in which seeds treated with Vibrance Quattro were planted.

**Environmental Precautions**

Toxic to aquatic organisms. Treated seed is toxic to birds and small wild mammals. Any spilled or exposed seeds must be incorporated into the soil or otherwise cleaned up from the soil surface.

**Toxicity**

Oral LD<sub>50</sub> (rats) = > 5,050 mg/kg. Dermal LD<sub>50</sub> (rats) = > 2,020 mg/kg.

**Storage**

Heated storage required.

# Vibrance Ultra Potato

**Group 3, 7, 40****Formulation**

Product	Company	Active ingredient	Formulation	Container size
Vibrance Ultra Potato (PCP# 33171)	Syngenta	Sedaxane: 77.2 g/L Difenoconazole: 77.2 g/L Mandipropamid: 154.3 g/L	Suspension	4.8 L + 0.8 L (dye)

**Crops, Diseases Controlled and Rates**

Crops	Diseases controlled	Rate	Specific Comments
Potato	Seed-borne silver scurf ( <i>Helminthosporium solani</i> ), fusarium dry rot ( <i>Fusarium</i> spp.), seed-borne black scurf, stem and stolon canker ( <i>Rhizoctonia solani</i> ) Preventative control of seed-borne late blight ( <i>Phytophthora infestans</i> ) Suppression of pink rot ( <i>Phytophthora erythroseptica</i> )	Vibrance Ultra Potato: 32 mL/100 kg of seed Dye*: 5.3 mL/100 kg of seed	For control of Colorado potato beetle, aphids and potato leafhopper, Vibrance Ultra Potato can be tank mixed with Actara 240SC insecticide. For control of Colorado potato beetle, Vibrance Ultra Potato can be tank mixed with Fortenza.

\* Dye may or may not be added at the applicator's discretion.

**Application Information**

**How to Apply:** Apply using equipment that ensures uniform and thorough coverage of each seed piece. Cut pieces should be treated immediately after cutting. Treated seed pieces should be planted in soil above 7°C with adequate soil moisture required for planting. If cut seed needs to be stored or held for a few days, make sure that there is adequate cool air (15.5°C) movement through the pile of cut seed potatoes at relative humidity of 85 - 90%. Cut and treated seed should not be piled above 1.8 m in height.

**How it Works**

Vibrance Ultra Potato is a systemic seed treatment. It is to be used as an integral part of a potato disease management strategy.

**Restrictions**

Do not use treated seed pieces for food or feed purposes. Do not apply more than 242 g mandipropamid/acre/year. Refer to the chart on the Revus label on the maximum number of foliar applications allowed following the use of Vibrance Ultra Potato Fungicide as a potato seed piece treatment.

**Environmental Precautions**

Vibrance Ultra Potato is toxic to fish and aquatic invertebrates. Do not apply directly to water or to areas where surface water is present. Do not contaminate water by cleaning of equipment or disposal of equipment wash waters.

**Toxicity**

Oral LD<sub>50</sub> (rats) = > 5,000 mg/kg. Dermal LD<sub>50</sub> (rats) = > 2,000 mg/kg.

**Storage**

Ideal storage temperature is above freezing and below 30°C. If the product should freeze, bring the product back to room temperature and ensure the contents are mixed well prior to application. Store in a cool, dry place.

# Vibrance XL

Fungicide Group 3, 4, 7

**Formulation**

Product	Company	Active ingredient	Formulation	Container size
Vibrance XL (PCP# 30437)	Syngenta	Difenoconazole: 66.2 g/L Metalaxyl-M: 16.5 g/L Sedaxane: 13.8 g/L	Liquid suspension	5.54 L
Dividend XL RTA (PCP# 25777) + Vibrance 500FS (PCP# 30438)		Difenoconazole: 3.37% Metalaxyl-M: 0.27% Sedaxane: 500 g/L		115 L (Dividend) + 1.77 L (Vibrance); 450 L (Dividend) + 4 x 1.77 L (Vibrance)

**Crops, Diseases Controlled and Rates**

Crops	Diseases controlled	Diseases suppressed <sup>3</sup>	Rate per 100 kg seed
Barley	General seed rots <sup>1</sup> Seedling blight, root rot, and damping-off caused by seed- and soil-borne <i>Fusarium</i> spp. or <i>Rhizoctonia</i> spp., Seedling blight, root rot, and damping-off caused by soil-borne <i>Pythium</i> spp., Seed-borne <i>Septoria</i> <sup>2</sup> covered smut, false loose smut, true loose smut	Common root rot ( <i>Cochliobolus</i> spp.) Fusarium crown and foot rot, take-all	180 - 360 mL
Oats	General seed rots <sup>1</sup> Seedling blight, root rot, and damping-off caused by soil-borne <i>Fusarium</i> spp. or <i>Rhizoctonia</i> spp., Seedling blight, root rot, and damping-off caused by soil-borne <i>Pythium</i> spp., covered smut, loose smut	Common root rot ( <i>Cochliobolus</i> spp.)	180 - 360 mL
Rye	General seed rots <sup>1</sup> Seedling blight, root rot, and damping-off caused by seed- and soil-borne <i>Fusarium</i> spp. or <i>Rhizoctonia</i> spp., Seedling blight, root rot, and damping-off caused by soil-borne <i>Pythium</i> spp., seed-borne <i>Septoria</i> <sup>2</sup> common bunt <sup>4</sup> dwarf bunt <sup>4</sup>	Common root rot ( <i>Cochliobolus</i> spp.), Fusarium crown and foot rot, take-all	180 - 360 mL
Triticale	General seed rots <sup>1</sup> Seedling blight, root rot, and damping-off caused by seed- and soil-borne <i>Fusarium</i> spp. or <i>Rhizoctonia</i> spp., Seedling blight, root rot, and damping-off caused by soil-borne <i>Pythium</i> spp., loose smut	Common root rot ( <i>Cochliobolus</i> spp.), Fusarium crown and foot rot, take-all	180 - 360 mL

**Vibrance XL (cont'd)**

Crops	Diseases controlled	Diseases suppressed <sup>3</sup>	Rate per 100 kg seed
<b>Wheat, spring</b>	General seed rots <sup>1</sup> Seedling blight, root rot, and damping-off caused by seed- and soil-borne <i>Fusarium</i> spp. or <i>Rhizoctonia</i> spp., Seedling blight, root rot, and damping-off caused by soil-borne <i>Pythium</i> spp., common bunt <sup>4</sup> , loose smut	Common root rot ( <i>Cochliobolus</i> spp.), Fusarium crown and foot rot, take-all	180 - 360 mL
<b>Wheat, winter</b>	General seed rots <sup>1</sup> Seedling blight, root rot, and damping-off caused by seed- and soil-borne <i>Fusarium</i> spp. or <i>Rhizoctonia</i> spp. Seedling blight, root rot, and damping-off caused by soil-borne <i>Pythium</i> spp., seed-borne septoria <sup>2</sup> , <i>Septoria</i> leaf blotch <sup>2,5</sup> , common bunt <sup>4</sup> , dwarf bunt <sup>4</sup> , loose smut	Common root rot ( <i>Cochliobolus</i> spp.), Fusarium crown and foot rot, take-all	180 - 360 mL

<sup>1</sup> General seed rots controlled include those caused by saprophytic organisms such as *Fusarium*, *Pythium*, *Rhizoctonia*, *Penicillium* and *Aspergillus*.

<sup>2</sup> Use the 360 mL rate for control of this disease.

<sup>3</sup> Suppression means consistent control at a level that is not optimal but is still of commercial benefit.

<sup>4</sup> Controls both seed- and soil-borne bunts (common, dwarf).

<sup>5</sup> Early season foliar disease control for first 4 weeks after planting. For full season control, apply a foliar fungicide according to label directions.

**Registered Tank Mixes**

For control of various insects on registered crops, Vibrance XL Seed Treatment may be mixed with Cruiser 5FS or 350FS Seed Treatment Insecticide. Mixing must occur in commercial seed treatment facilities with closed transfer including closed mixing, loading, calibrating and closed treatment equipment only.

**Application Information**

Vibrance XL Seed Treatment may be applied through commercial or on-farm equipment. Apply utilizing seed treatment equipment that provides uniform seed coverage. Depending on seed size, Vibrance XL Seed Treatment may be applied as a ready-to-apply application or water may be added to form slurry for more uniform coverage. Allow the seed to dry before bagging or storing in bulk containers. Depending on planting equipment, treated seed may not flow through planting equipment at the same rate as untreated seed. Recalibrate planting equipment before planting treated seed.

**How it Works**

Vibrance XL Seed Treatment is a combination of the fungicides difenoconazole, metalaxyl-M and S-isomer and sedaxane, which control or suppress certain seed- and soil-borne diseases of cereal crops as listed.

**Restrictions**

**Grazing:** Do not graze, feed green forage or cut for hay within 45 days of planting. **Re-cropping:** Do not plant any crop other than cereals within 60 days to fields in which treated seeds were planted.

**Environmental Precautions**

This product is toxic to fish and aquatic invertebrates. Do not apply this product directly to freshwater habitats, estuaries or marine habitats. If treated seed is spilled outdoors or in areas accessible to birds, promptly clean up or bury to prevent ingestion.

**Toxicity**

Oral LD<sub>50</sub> (rats) = 5,000 mg/kg. Dermal LD<sub>50</sub> (rabbit) = > 5,050 mg/kg.

**Storage**

Store at temperatures above 0°C and below 30°C.



# Visivio

Insecticide Group 4, 4C, Fungicide Group 3, 4, 7, 12

## Formulation

Product	Company	Active ingredient	Formulation	Container size
Helix Vibrance (PCP# 31454)	Syngenta	Thiamethoxam: 269 g/L Difenoconazole: 16 g/L Metalaxyl-M and S-isomer: 5 g/L Sedaxane: 3.4 g/L Fludioxonil: 1.7 g/L	Suspension	Bulk
Rascendo (PCP# 32250)	Syngenta	Sulfoxaflor: 500 g/L	Suspension	Bulk

## Crops, Diseases Controlled and Rates

Crop	Insects	Diseases	Rate per 100 kg seed
Canola, rapeseed and oilseed mustard ( <i>Brassica</i> spp.)	Flea beetles	Seed-borne blackleg ( <i>Leptosphaeria maculans</i> ). Seed-borne alternaria ( <i>Alternaria</i> spp.) Seedling disease complex (damping-off, seedling blight seed rot and root rot) caused by <i>Pythium</i> spp., <i>Fusarium</i> spp. and <i>Rhizoctonia</i> spp.	1.5 L of Helix Vibrance 400 mL of Rascendo

## Application Information

For use by commercial treaters with closed transfer systems only. No open transfer is permitted. Do not make any subsequent applications of a Group 4 insecticide (i.e. in-furrow or foliar application) following treatment with Visivio.

## Application Tips

This product contains no colourant. An appropriate colourant must be added when this product is applied. Regulations pertaining to the *Seeds Act* must be strictly adhered to when using this product. Seed must be conspicuously coloured at the time of treatment. Dilute in sufficient water volume to provide even coverage of seed.

## How it Works

Rascendo is a seed treatment insecticide that, when used in combination with seed treatment Helix Vibrance, will control flea beetles in labeled crops. Helix Vibrance contains an insecticide, thiamethoxam, and four fungicides, difenoconazole, metalaxyl-M and S-isomer, fludioxonil and sedaxane. This product controls a broad spectrum of seed- and soil-borne diseases as well as early-season control of flea beetles.

## Restrictions

**Grazing:** Do not graze or feed livestock on treated areas. **Re-cropping:** Do not plant any crop other than barley, wheat or members of Crop Group 1 (root and tuber vegetables), Crop Group 5 (Brassica leafy vegetables) or Crop Subgroup 20A (canola/rapeseed subgroup) treated with Helix Vibrance or Vibrance 500FS within 60 days to fields in which treated seeds were planted.

## Environmental Precautions

Do not apply this product directly to freshwater habitats, estuaries or marine habitats. Toxic to aquatic organisms and bees. Treated seed is toxic to birds and small wild mammals. Any spilled or exposed seed must be incorporated into the soil or otherwise cleaned-up from the soil surface. The use of this chemical may result in contamination of groundwater, particularly in areas where soils are permeable (e.g. sandy soil) and/or the depth to the water table is shallow.

## Toxicity

Acute oral LD<sub>50</sub> (rats) = 3,129 mg/kg body weight (Helix Vibrance). Acute oral LD<sub>50</sub> (rats) > 5,000 mg/kg body weight (Rascendo).

## Storage

Ideal storage temperature for the products is above freezing and below 30°C. If the product should freeze, bring the product back to room temperature, and ensure the contents are mixed well prior to application.

# Vitaflo 280/Vitaflo SP Fungicide/ Loveland Vitaflo

Fungicide Group 7, M

## Formulation

Product	Company	Active ingredient	Formulation	Container size
Vitaflo 280 (PCP# 11423)	UPL AgroSolutions Canada	Carbathiin: 15.59% Thiram: 13.25%	Liquid suspension	10 L, 200 L
Vitaflo SP Fungicide (PCP# 30381)	IPCO		Liquid suspension	10 L, 200 L, 1000 L
Loveland Vitaflo (PCP# 30380)	Loveland Canada Products		Liquid suspension	10 L, 200 L

## Crops, Diseases Controlled and Rates

Crops	Diseases controlled	Diseases suppressed	Rate per 100 kg of seed
Barley*	Covered and true loose smut, false loose smut, leaf stripe, seed rot and seedling blight caused by <i>Pythium</i> spp. and <i>Penicillium</i> spp., <i>Aspergillus</i> spp. and <i>Alternaria</i>	Net blotch, Fusarium root rot, common root rot	230 - 330 mL
Wheat*	Loose smut, stinking smut (common bunt), seed-borne dwarf bunt, seed rot, seedling blight caused by <i>Cochliobolus sativus</i> , <i>Fusarium</i> , <i>Pythium</i> spp., <i>Aspergillus</i> , <i>Penicillium</i> and <i>Alternaria</i> spp., seed-borne Septoria	Root rot caused by <i>Cochliobolus sativus</i> and <i>Fusarium</i> spp.	230 - 330 mL
Oats	Covered smut, loose smut, seed rot and seedling blight caused by <i>Fusarium</i> spp.	Root rot caused by <i>Cochliobolus sativus</i>	330 mL
Rye*	Damping-off, seedling blight and seed decay, stem smut, seed rot and seedling blight caused by <i>Pythium</i> spp., and <i>Penicillium</i> spp. <i>Aspergillus</i> spp. and <i>Alternaria</i>	Root rot caused by <i>Fusarium</i> spp. and <i>Cochliobolus sativus</i>	230 - 330 mL
Triticale	Damping-off, seedling blight and seed decay		200 mL
Corn (field and sweet)	Damping-off, seed decay		280 mL
	Corn head smut***		560 - 750 mL
Common dry bean, snap dry bean	Early season seed rot, root rot and seedling blight caused by <i>Rhizoctonia solani</i> , seed-borne Anthracnose ( <i>Colletotrichum lindemuthianum</i> )		260 mL
Lentil	Early season root rot and seedling blight caused by <i>Botrytis cinerea</i> , <i>Fusarium</i> , <i>Pythium</i> spp. and <i>Rhizoctonia solani</i> , seed rot, seedling blight		330 mL
Pea **	Seed rot and seedling blight caused by <i>Mycosphaerella</i> (Ascochyta) <i>Fusarium</i> spp. and <i>Rhizoctonia solani</i> and <i>Pythium</i>		260 - 330 mL
Soybean	Seed rot and seedling blight caused by <i>Phomopsis</i> spp., <i>Rhizoctonia solani</i> and <i>Fusarium</i> spp.		260 mL
Flax (including edible oil flax)	Seed rot, root rot, seedling blight caused by <i>Rhizoctonia solani</i> and <i>Fusarium</i>		525 mL

\* The 230 mL rate will give partial control of true loose smut in wheat and barley and stem smut in rye. Use 330 mL rate for the control of seed-borne Septoria on wheat and seed rot and seedling blight caused by *Fusarium* spp., *Cochliobolus sativus*, *Pythium* spp., *Penicillium* spp., *Aspergillus* spp., *Alternaria*; also suppression of root rot caused by *Cochliobolus sativus* on cereals (wheat, barley, oats and rye). \*\* Use a 260 mL rate for control of *Rhizoctonia solani* and *Fusarium* spp. Use a 330 mL rate for control of *Mycosphaerella pinodes* (Ascochyta). \*\*\* Avoid planting corn under cold, wet conditions. Stress conditions during the first few weeks after planting may increase the incidence of head smut. Will not control soil-borne head smut.

**Bushels Treated**

Container size	Barley*	Oats**	Wheat***	Lentil/pea***
10 L	202 (low rate); 139 (high rate)	197	161 (low rate); 111 (high rate)	111
200 L drum	3,985 (low rate); 2,778 (high rate)	3,921	3,190 (low rate); 2,222 (high rate)	2,222

\* Based on 48 lb./bu \*\* Based on oats at 34 lb./bu \*\*\* Based on wheat at 60 lb./bu

**Application Tips**

Treat only clean seed of known quality that is free of debris and dust. Uniform coverage is critical to obtain optimum results; uneven seed coverage may not give the desired level of disease control. Consult manufacturer's label or recommendations with regard to the use of Vitaflo 280/Vitaflo SP/Loveland Vitaflo and rhizobia inoculants.

**How it Works**

Thiram is a fungicide that controls diseases carried on the seed. Carbathiin is a systemic fungicide that penetrates the seed coat to control diseases inside the seed and seedling.

**Restrictions**

**Grazing:** Do not graze or feed livestock on treated areas for 4 weeks after planting except for the following crops: Soybean – Do not graze or feed livestock on forage and hay on treated areas. Dry bean – Do not graze or feed on bean forage for 60 days after planting. Barley, oats, wheat – Do not graze or feed on treated area for six weeks after planting. Do not use treated seed for food, feed or oil processing.

**Environmental Precautions**

Do not contaminate ponds, lakes or streams.

**Toxicity**

Thiram: Oral LD<sub>50</sub> (rats) = 2,600 mg/kg. Dermal LD<sub>50</sub> (rabbit) = > 2,000 mg/kg.

Carbathiin: Oral LD<sub>50</sub> (rats) = 2,900 mg/kg. Dermal LD<sub>50</sub> (rabbit) = > 4,000 mg/kg.

**Storage**

Do not store Vitaflo 280/Vitaflo SP/Loveland Vitaflo at temperatures above 35°C. These products will not freeze solid even in extreme winter temperatures. If containers have been in storage for several months, some settling may occur and containers may require agitation.

## Seed Treatment Selector Chart

### Cereals

Products	Allegiance/Belmont	Cruiser 5FS	Cruiser Maxx	Vibrance Cereals	Cruiser Vibrance Quattro	Deflect	Insure Cereal	Insure Cereal FX4	INTEGO Solo	Lumivia CPL	METLOCK CT	Nipsit INSIDE 600 Insecticide	Nipsit SUITE Cereals OF Seed Protectant	Rancona Pinnacle/Cover 2	Rancona Trio	Raxil PRO	Raxil Pro Shield	Stress Shield 600/Sombrero	Vibrance Quattro	Vibrance XL	Vitaflo 280/Vitaflo SP/Loveland Vitaflo
<b>Barley</b>																					
<b>Diseases</b>																					
Common root rot			S	S	S	S	S	S			S			S	S	S	S		S	S	S
Seed rot	C		C	C	C	C	C	C	C		C			C	C	C	C		C	C	C
Seedling blight	C		C	C	C	C	C	C			C			C	C	C	C		C	C	C
<i>Pythium</i> damping off			C	C	C	C	C	C	C		C			C	C	C	C		C	C	
<i>Fusarium</i> crown and root rot			S	S	S		S							S	S	S	S		S	S	
Covered smut			C	C	C	C	C				C			C	C	C	C		C	C	C
False loose smut			C	C	C	C	C							C	C	C	C		C	C	C
True loose smut			C	C	C	C	C				C			C	C	C	C		C	C	C
Leaf stripe						C								C	C	C	C				C
Net blotch																					S
Seed-borne <i>Septoria</i>			C		C																C
Take all			S	S															S	S	
<b>Insects</b>																					
Wireworms		S	S	S						S							S	S			
Cutworm, armyworm									C												
<b>Wheat (including Durum)</b>																					
<b>Diseases</b>																					
Common root rot			S	S	S	S	S				S			S	S	S	S		S	S	S
Seed rot	C		C	C	C	C	C	C	C		C			C	C	C	C		C	C	C
Seedling blight	C		C	C	C	C	C				C			C	C	C	C		C	C	C
<i>Pythium</i> damping off			C	C	C	C	C	C	C		C			C	C	C	C		C	C	
<i>Fusarium</i> crown and root rot			S	S	S		S							S	S	S	S		S	S	
Loose smut			C	C	C	C	C				C			C	C	C	C		C	C	C
Common bunt			C	C	C	C	C				C			C	C	C	C		C	C	C
Seed-borne <i>Septoria</i>					S																C
Take all			S	S															S	S	

C = Control, S = Suppression

(continued)

## Seed Treatment Selector Chart

### Cereals (continued)

Products	Allegiance/Belmont	Cruiser 5FS	Cruiser Maxx Vibrance Cereals	Cruiser Vibrance Quattro	Deflect	Insure Cereal	Insure Cereal FX4	INTEGO Solo	Lumivia CPL	METLOCK CT	NipsIt INSIDE 600 Insecticide	NipsIt SUITE OF Seed Protectant	Rancona Pinnacle/Cover 2	Rancona Trio	Raxil PRO	Raxil Pro Shield	Stress Shield 600/Sombreiro	Vibrance Quattro	Vibrance XL	Vitaflo 280/Vitaflo SP/Loveland Vitaflo
<b>Insects</b>																				
Wireworms		S	S	S					S		S	S				S	S			
Cutworm, armyworm									C											
<b>Oats</b>																				
<b>Diseases</b>																				
Common root rot			S	S	S	S	S			S			S	S	S	S		S	S	S
Seed rot	C		C	C	C	C	C	C		C			C	C	C	C		C	C	C
Seedling blight	C		C	C	C	C	C			C			C	C	C	C		C	C	C
<i>Pythium</i> damping off			C	C	C	C	C	C		C			C	C	C	C		C	C	
Fusarium crown and root rot					S		S						S	S	S	S				
Loose smut			C	C	C	C	C						C	C	C	C		C	C	C
Covered smut			C	C	C	C	C						C	C	C	C		C	C	C
Seed-borne septoria																				
<b>Insects</b>																				
Wireworm			S	S					S							S	S			
Cutworm, armyworm									C											
<b>Rye</b>																				
<b>Diseases</b>																				
Common root rot						S	S			S			S	S	S			S	S	S
Seed rot	C					C	C	C		C			C	C	C			C	C	C
Seedling blight	C					C	C			C			C	C	C			C	C	C
<i>Pythium</i> damping off						C	C	C		C			C	C	C			C	C	C
Fusarium crown and root rot							S						S	S	S			S	S	
Stem smut																				C
Common bunt						C	C											C	C	
Seed-borne <i>Septoria</i>																			C	
<b>Insects</b>																				
Wireworm									S											
Cutworm, armyworm									C											

C = Control, S = Suppression

## Seed Treatment Selector Chart

### Oilseed Crops

Products	Allegiance/Belmont 2.7 FS	Fortenza	Helix Vibrance	Insure Pulse	INTEGO Solo	Lumiderm	Poncho 600 FS	Prosper <sup>EverGel</sup>	Rancona V RS	Stress Shield 600/Sombrero	Visivio	Vitaflo 280/Vitaflo SP/Viterra Vitaflo
<b>Canola</b>												
<b>Diseases</b>												
Seed and seedling rot/blight	C		C					C	C		C	
<i>Pythium</i> seed rot/damping off			C		C			C			C	
Seed-borne blackleg			C					C	C		C	
Seed-borne <i>Alternaria</i>			C					C			C	
<b>Insects</b>												
Cutworms		C				C						
Flea beetle (early season control)		C	C			C	C	C		C	C	
<b>Mustard</b>												
<b>Diseases</b>												
Seed and seedling rot/blight			C					C			C	
<i>Pythium</i> seed rot/damping off			C		C			C			C	
Seed-borne blackleg			C					C			C	
Seed-borne <i>Alternaria</i>			C					C			C	
<b>Insects</b>												
Cutworms		C				C						
Flea beetle (early season control)		C	C			C	C				C	
<b>Flax</b>												
<b>Diseases</b>												
Seed rot/seedling blight				C	C							C
<b>Sunflower</b>												
<b>Diseases</b>												
Seed and seedling rot/blight	C											

C = Control, S = Suppression

## Seed Treatment Selector Chart

### Corn

Products	Agrox FL	INTEGO Solo	Poncho	Vitaflor 280/Vitaflor SP/Viterra Vitaflor
<b>Diseases</b>				
Seed rot	C	C		C
Root rot	C			
Seedling blight	C			
Head smut				C
<i>Pythium</i> damping off	C	C		C
<b>Insects</b>				
Seed corn maggot			C	
Wireworm			C	
Black cutworm			C	
Corn flea beetle			C	
White grubs			C	

### Forages

(Grasses and Legumes – alfalfa, bird's-foot trefoil, clover, vetch)

Products	Allegiance / Belmont 2.7 FS
<b>Diseases</b>	
Seed and seedling rot/blight	C

### Potato

Products	Cruiser Maxx Potato Extreme	Ernesto Silver	Fortenza	Maxim D/Maxim MZ PSP	Mertect SC	Nipsit INSIDE 600	Potato ST 16/Tuberseal/Solan MZ	Senator PSPT	Vibrance Ultra Potato
<b>Diseases</b>									
Blackleg								C	
Black scurf	S	C		C					C
Common scab									
<i>Fusarium</i> dry rot (storage)	C	C		C	C			C	C
<i>Fusarium</i> seed piece decay							C	C	
Silver scurf	C	C		C				C	C
<i>Verticillium</i> wilt								C	
<b>Insects</b>									
Colorado potato beetle	C		C			C			
Potato flea beetle						C			
Potato leafhopper	C					C			
Aphids	C					C			
Wireworm						S			

C = Control, S = Suppression

## Seed Treatment Selector Chart

## Pulse Crops

Products	Agrox FL	Allegiance / Belmont 2.7 FS	Apron Advance	Apron Maxx RTA	Crown	Cruiser 5FS	Cruiser Maxx Vibrance Beans	Cruiser Maxx Vibrance Pulses	INTEGO Solo	Insure Pulse	Lumivinia CPL	Stress Shield 600	Trilex EverGol	Trilex EverGol SHIELD	Vitaflor 280	Vibrance Maxx
<b>Beans</b>																
<b>Diseases</b>																
Seed and seedling rot/blight	C			C			C			C			C	C	C	C
<i>Pythium</i> seed rot/damping off				C			C		C	C			C	C		C
Seed-borne <i>anthracnose</i>				C												C
Seed borne ascochyta									C					S		
<b>Insects</b>																
Root maggots																
Seed corn maggots							C									
Wireworms						S	S				S	S		S		
Potato leafhopper												S		S		
Cutworm, armyworm										C						
<b>Pea</b>																
<b>Diseases</b>																
Seed and seedling rot/blight	C	C	C	C			C		C				C	C	C	C
<i>Pythium</i> seed rot/damping off				C			C	C	C				C	C	C	C
Seed-borne <i>ascochyta</i>				C			C	C					S	S		C
<b>Insects</b>																
Seed corn maggots																
Wireworms						S	S				S	S		S		
Pea leaf weevil						C	S					S		C		
Cutworm, armyworm										C						
<b>Lentil and chickpea</b>																
<b>Diseases</b>																
Seed and seedling rot/blight	C	C**	C	C	C			C		C			C	C	C*	C
<i>Pythium</i> seed rot/damping off		C*	C	C				C	C	C			C	C	C*	C
<i>Botrytis</i> seed rot and seedling blight			C	C	C			C					C*	C		C
Seed-borne <i>ascochyta</i>			C	C	C			C	C				C	S		C
<b>Insects</b>																
Wireworms						S	S				S	S		S		
Cutworm, armyworm										C						

C = Control, S = Suppression, \* Lentil only, \*\* Chickpea only.



# Foliar Fungicide Index

## Page/s

Chemical Control of Plant Diseases in Alberta .....	524
Introduction .....	524
Chemical control of disease .....	524

### Tables

Fungicide Group Classification by Mode of Action.....	525
---	-----

### Fungicide – Foliar Treatment Selector Chart

Barley, Wheat, Oats and Rye .....	609
Canola, Mustard and Flax .....	611
Corn, Alfalfa (grown for seed), Grasses (grown for seed) and Sugar Beet.....	611
Pulse Crops .....	612
Potato.....	615

### Product Registrations

Name	Page/s	Name	Page/s
Acapela .....	527	Fitness.....	603
Allegro 500 F .....	529	Folicur 250 EW .....	554
Aprovia Top.....	530	Fontelis .....	556
Azoshy 250 SC.....	585	Forum .....	557
Bravo 500 .....	531	Fullback 125 SC.....	558
Bravo ZN.....	531	Gavel 75 DF .....	559
Bumper 432 EC.....	603	Headline EC .....	560
Cabrio Plus.....	534	Hornet 432 F.....	554
Caramba .....	535	Kenja 400 SC Fungicide .....	562
Cercobin.....	537	Kocide 2000 .....	539
Contans WG .....	538	Kumulus DF .....	563
Copper 53 W .....	539	Lance AG.....	564
Coppercide WP .....	539	Lance WDG .....	565
Coppercide XLR .....	539	LifeGard WG .....	567
Copper Spray .....	539	Luna Tranquility.....	568
Cosavet DF Edge .....	563	Manzate 200 WP.....	547
Cotegra .....	541	Manzate DF.....	547
Cueva .....	539	Manzate Max .....	547
Curzate .....	543	Manzate Pro-stick .....	547
Delaro 325 SC.....	544	Miravis Ace .....	569
Diplomat 5SC.....	546	Miravis Neo 300 SE.....	570
Dithane Rainshield™ .....	547	MPower Spade .....	560
Double Nickel 55.....	549	Nexicor .....	571
Double Nickel LC .....	549	Nufarm Propiconazole Fungicide .....	603
Dyax.....	550	Orondis Gold.....	572
Echo 90 DF .....	531	Orondis Gold Potato.....	572
Echo 90 WSP.....	531	Orondis Ultra .....	573
Echo 720.....	531	Overall 240SC.....	595
Echo NP .....	531	Palliser .....	554
Elatas .....	551	Parasol WG .....	539
Evito.....	552	Penncozeb 75DF Raincoat.....	547

**Product Registrations (cont'd)**

<b>Name</b>	<b>Page/s</b>	<b>Name</b>	<b>Page/s</b>
Penncozeb 80WP.....	547	Reason 500 SC.....	593
Phostrol.....	574	Revus .....	594
Pivot 418 EC .....	603	Rovral Flo.....	595
Polyram DF .....	575	Scala SC.....	596
Priaxor .....	576	Senator 50 SC.....	597
Prodex SC Fungicide.....	595	Sercadis .....	598
Proline 480 SC.....	580	Serenade OPTI.....	599
Propel .....	603	Serenade SOIL .....	600
Propi Super 25 EC.....	603	Sharda Fungtion SC.....	589
Propulse .....	582	Stadium .....	601
Prosaro XTR.....	583	Tanos 50 DF.....	602
Quadris .....	585	Tilt 250 E .....	603
Quadris Top .....	587	Topnotch.....	589
Quash SC .....	588	Trivapro .....	605
Quilt.....	589	Twinline.....	607
Rampart.....	591	Zampro .....	608
Ranman 400SC.....	592		

## Chemical Control of Plant Diseases in Alberta

### Introduction

Plants, like other living organisms, are attacked by many diseases that are caused by fungi, bacteria, viruses, mycoplasmas and nematodes. The management of plant diseases is based on four general parameters:

- **Exclusion** (quarantine): a disease organism or diseased plant material is prevented from entering a country or disease-free area where the disease could become established.
- **Protection**: includes management practices that can be used to protect plants from disease organisms. Examples include proper sanitation, chemical controls, adequate soil nutrient levels and good soil drainage.

- **Eradication**: involves the use of crop rotations or the application of chemicals such as fungicides to control plant disease.
- **Plant breeding**: results in the development of crop plants that have partial or complete resistance to a specific disease or range of infectious diseases.

### Chemical control of disease

In Alberta, fungal diseases of some field crops may be subject to direct chemical control by fungicides. At present, foliar fungicides are registered for a number of significant foliar diseases including the following: Sclerotinia white mould, alternaria black spot and blackleg control in canola, cereal leaf diseases, foliar diseases of potato and pulse crops.

Fungicide Group Classification by Mode of Action					
Chemical family	Active ingredients	Found in			
<b>Group 1</b>					
<b>Inhibition of tublin formation.</b>					
Benzimidazole	thiophanate-methyl	Cercobin	Senator 50 SC	Senator PSPT	
<b>Group 2</b>					
<b>Affect DNA and RNA synthesis and metabolism.</b>					
Dicarboximides	iprodione	Overall 240 SC	Rovral Flo	Prodex SG Fungicide	
<b>Group 3</b>					
<b>Demethylation inhibitors.</b>					
Triazoles (includes conazoles)	difenoconazole	Aprovia Top	Quadris Top	Stadium	
	propiconazole	Blanket AP Bumper 418 EC Miravis Ace	Miravis Neo 300 SE Pivot 418 EC	Propel Propi Super 25 EC Quilt	Sharda Fungtion SC Tilt 250E Topnotch Trivapro
	prothioconazole	Delaro 325 SC	Proline 480 SC	Propulse	
	tebuconazole	Folicur 250 EW	Hornet 432 F	Palliser	
	metconazole	Caramba	Quash SC	Twinline	
	flutriafol	Fullback 125 SC			
<b>Group 7</b>					
<b>Succinate dehydrogenase. Inhibits mitochondrial function.</b>					
Pyridinyl-ethyl-benzamide	fluopyram	Luna Tranquility	Propulse		
Carboxamides	boscalid	Lance AG	Lance WDG		
	fluxapyroxad	Sercadis	Priaxor		
	penthiopyrad	Fontelis			
	benzovindiflupyr	Aprovia Top	Elatus	Trivapro	
	pydiflumetofen	Miravis Ace	Miravis Neo 300 SE		
<b>Group 9</b>					
Pyrimidine	pyrimethanil	Luna Tranquility	Scala		
<b>Group 11</b>					
<b>Strobilurin type action and resistance. Inhibit mitochondrial respiration.</b>					
Oxazole	famoxadone	Tanos 50 DF			
Strobilurin	azoxystrobin	Azoshy 250 SC Blanket AP Elatus	Miravis Neo 300 SE Quadris	Quadris Top Quilt Sharda Fungtion SC	Stadium Topnotch Trivapro
	fenamidone	Reason 500 SC			
	pyraclostrobin	Cabrio Plus Headline EC	Lance AG Priaxor	Twinline	
	trifloxystrobin	Delaro 325 SC			
	picoxystrobin	Acapela			
	fluoxastrobin	Evito			
<b>Group 12</b>					
Phenylpyroles	fludioxonil	Stadium			
<b>Group 21</b>					
Imidazole	cyazofamid	Ranman 400 SC			
<b>Group 22</b>					
	zoxamide	Gavel 75 DF			

(continued)

### Fungicide Group Classification by Mode of Action

Chemical family	Active ingredients	Found in			
<b>Group 27</b>					
Acetimide	cymoxanil	Curzate	Tanos 50 DF		
<b>Group 29</b>					
Pyridine	fluazinum	Allegro 500F			
<b>Group 33</b>					
Phosphonates	sodium, potassium, ammonium phosphites	Phostrol			
<b>Group 40</b>					
Amide Fungicide	mandipropamid	Revus			
Morpholine	dimethomorph	Forum			
Mandelic acid amides	mandipropamid	Orondis Ultra			
<b>Group 45</b>					
Qxl fungicide (Quinone x Inhibitor)	ametoctradin	Zampro			
<b>Group M</b>					
<b>Multi-site activity.</b>					
Chloronitrile	chlorothalonil	Bravo 500 Bravo ZN	Echo 720 Echo 90DF	Echo NP	Echo 90 WSP
Dithiocarbamates	mancozeb	Dithane DG 75 Gavel 75 DF	Manzate 200/ 75DF/Pro-stick	Manzate Max	Penncozeb 75DF Raincoat/ Penncozeb 80WP
	metiram	Cabrio Plus	Polyram DF		
Inorganic	copper	Copper 53W	Copper Spray	Cueva	
	copper hydroxide	Coppercide WP	Coppercide XLR	Kocide 2000	Parasol WG
Phthalimide	sulfur	Kumulus DF			

# Acapela

Group 11

## Formulation

Product	Company	Active ingredient	Formulation	Container size
Acapela (PCP# 30470)	Corteva Agriscience	Picoxystrobin: 250 g/L	Suspension	9.6 L, 115.2 L

## Crops, Diseases, Controlled, Rates and Timing

Crops	Diseases	Rate per acre	Staging and specific comments
Canola	Sclerotinia stem rot ( <i>Sclerotinia sclerotiorum</i> )	325 - 486 mL	Apply at 20 - 50% bloom prior to disease development. Under high disease pressure, make a second application, from a different fungicide group, 7 - 14 days later. Use the higher rate or shorter interval when disease pressure is high. A second application of this product can only be carried out if both applications are at the lowest rate and sprays are not sequential.
Dry legumes (chickpea, field pea, lentil, broad bean (includes faba bean), dry bean*)	Ascochyta blight ( <i>Ascochyta lentis</i> ) in lentil, Asian soybean rust ( <i>Phakospora pachyrhizi</i> ), Anthracnose ( <i>Colletotrichum truncatum</i> ) in lentil, Anthracnose ( <i>Colletotrichum lindemuthianum</i> ) in dry bean. Suppression of Mycosphaerella blight ( <i>Mycosphaerella pinodes</i> ) in field pea	240 - 350 mL	Begin applications prior to disease development and continue on a 7 - 14 day interval. Use higher rate and shorter interval when disease pressure is high.
	Suppression of Sclerotinia rot/white mould ( <i>Sclerotinia sclerotiorum</i> )	350 mL	Make initial preventive application at beginning of bloom and follow with second application 7 - 10 days later at full bloom.
Flax	Pasmo ( <i>Septoria linicola</i> , <i>Mycosphaerella linicola</i> )	240 - 355 mL	Begin application prior to disease development or 7 - 10 days after flowering begins (approximately 20% bloom) and continue on a 7 - 10 day interval. If disease pressure is high, use the higher rate and shorter interval.
Wheat	Leaf rust ( <i>Puccinia recondita</i> ), septoria leaf blotch ( <i>Septoria tritici</i> ), powdery mildew ( <i>Erysiphe graminis</i> ), tan spot ( <i>Pyrenophora tritici-repentis</i> ), stripe rust ( <i>Puccinia striiformis</i> )	175 - 350 mL	Begin applications prior to disease development and continue on a 7 - 14 day interval. Use higher rate and shorter interval when disease pressure is high. Apply at Feekes 9 (flag leaf emerged). Do not apply after flowering starts (Feekes 10.5).
Barley	Septoria leaf blotch ( <i>Septoria tritici</i> ), powdery mildew, ( <i>Erysiphe graminis</i> ), stripe rust ( <i>Puccinia striiformis</i> ), net blotch ( <i>Pyrenophora teres</i> ), scald ( <i>Rhynchosporium secalis</i> )		
Oat	Powdery mildew ( <i>Erysiphe graminis</i> ), stripe rust ( <i>Puccinia striiformis</i> ), crown rust ( <i>Puccinia coronata</i> f. sp. <i>Avenae</i> )		
Rye, triticale	Leaf rust ( <i>Puccinia recondita</i> ), septoria leaf blotch ( <i>Septoria tritici</i> ), powdery mildew ( <i>Erysiphe graminis</i> ), stripe rust ( <i>Puccinia striiformis</i> ), scald ( <i>Rhynchosporium secalis</i> )		
Corn (field corn, sweet corn, seed popcorn)	Northern corn leaf blight ( <i>Setosphaeria turcica</i> , <i>Exserohilum turcicum</i> )	215 - 325 mL	Begin applications prior to disease development and continue on a 7 - 14 day interval. Use higher rate and shorter interval when disease pressure is high.

**Acapela (cont'd)**

Crops	Diseases	Rate per acre	Staging and specific comments
Soybean	Asian soybean rust ( <i>Phakospora pachyrhizi</i> ), brown spot ( <i>Septoria glycines</i> ), frogeye leafspot ( <i>Cercospora sojina</i> )	175 - 350 mL	Begin applications prior to disease development and continue on a 7 - 14 day interval. Use higher rate and shorter interval when disease pressure is high.
	Suppression of Sclerotinia stem rot/white mould ( <i>Sclerotinia sclerotiorum</i> )	350 mL	Make initial preventive application at 100% bloom (1 flower blooming on all plants) and follow with 2nd application 7 - 10 days later at full bloom.

\*See label for registered bean and pea types.

**Registered Tank Mixes**

Travallas herbicide.

**Application Information**

**How to Apply:** Ground and aerial application. **Water Volume:** Ground: 45 L/acre minimum. Aerial: 20 L/acre minimum.

**Application Tips**

Use sufficient water to ensure thorough coverage of plants.

**How it Works**

The active ingredient picoxystrobin is a broad spectrum strobilurin fungicide that has curative and locally systemic activity.

**Restrictions**

**Maximum Number of Applications:** Dry legumes, canola – make no more than 1 application before switching to a fungicide with a different mode of action; maximum season use rate 700 mL/acre. Cereal grains, soybean – make no more than 2 applications before switching to a fungicide with a different mode of action; maximum season use rate 1100 mL/acre. Corn – make no more than 2 applications before switching to a fungicide with a different mode of action; maximum season use rate for field, seed or popcorn is 1100 mL/acre and sweet corn is 1400 mL/acre.

**Pre-harvest Intervals:** Canola – 28 days, Dry legumes and soybean – 14 days, Cereal grains – 45 days (7 days for forage, 14 days for hay), Corn – 7 days. **Rainfall:** Rainfast 30 minutes after application. **Re-cropping:** Crops that are on the product label may be re-planted immediately after harvest. All other crops – 10 months following last application of picoxystrobin. **Re-entry:** Do not re-enter treated areas within 12 hours of application.

**Environmental Precautions**

Observe prescribed buffer zones. Minimize off-target drift to reduce the effects on beneficial insects at the field boundary. Do not apply to areas prone to runoff, and delay spraying if heavy rainfall is forecast.

**Toxicity**

Oral LD<sub>50</sub> (rats) = > 5,000 mg/kg. Dermal LD<sub>50</sub> (rats) = > 2,000 mg/kg.

**Storage**

Store product in original container only, away from other pesticides, fertilizer, food or feed.

# Allegro 500 F

Group 29

## Formulation

Product	Company	Active ingredient	Formulation	Container size
Allegro 500 F (PCP# 27517)	Syngenta	Fluazinam: 40.0%	Liquid	10 L

## Crops, Diseases Controlled, Rates and Staging

Crops	Diseases	Rate per acre	Staging and specific comments
Dry shelled bean <sup>1</sup>	White mould ( <i>Sclerotinia sclerotiorum</i> )	0.24 - 0.4 L	Begin application when plants are at early to mid bloom (10 - 50% bloom), and make one more application 7 - 10 days later. Under conditions favourable for severe disease development, use the higher rate.
Potato	Late blight ( <i>Phytophthora infestans</i> )	0.16 L	Begin applications when the plants are 15 - 20 cm tall or when conditions favour disease development. Repeat application at intervals of 7 - 10 days. Do not apply more than the maximum seasonal use rate of 1.6 L/acre during each growing season. Do not make more than 3 sequential applications per season before alternating to a fungicide with a different mode of action.
Potato	White mould ( <i>Sclerotinia sclerotiorum</i> )	0.16 - 0.24 L	Begin applications at full bloom. Repeat applications at 7 - 10 day intervals. When white mould pressure is low to moderate, use 160 mL/acre. When conditions favour moderate to high white mould pressure, increase the rate to 240 mL/acre. Do not make more than three sequential applications.
Soybean	White mould ( <i>Sclerotinia sclerotiorum</i> )	0.35 - 0.47 L	Begin application at the R1 (early bloom) to R2 (full bloom) stage. If necessary apply again 10 - 14 days later at early pod formation (R3). When disease pressure is low, use 0.36 L/acre rate. For conditions favouring moderate or high disease pressure use 0.47 L/acre. Do not apply after the R3 stage. Do not exceed 2 applications per year.

<sup>1</sup> Registered under User Requested Minor Use Label Expansion program.

## Registered Tank Mixes

None registered.

## Application Information

**How to Apply:** Ground and aerial application. Do not apply to soybean by air.

**Water Volume:** Ground: 80 - 240 L/acre. Aerial: 20 L/acre minimum.

## Application Tips

Optimum disease control is achieved when timing of application is based on environmental factors that favour disease development. For potato, do not exceed 10 applications each growing season. For edible bean and soybean, do not exceed 2 applications each growing season.

## How It Works

Fluazinam is a pyridinamine fungicide with protective (contact) activity.

## Restrictions:

**Pre-harvest Intervals:** Dry shelled bean - 30 days, potato - 14 days, soybean - do not apply after the R3 stage.

**Re-cropping:** Areas treated with Allegro 500 F may be replanted with potato and dry shelled bean as soon as practical after the last application. Other root crops and leafy vegetables can be planted 30 days after the last application. All other crops can be planted 70 days after the last application. **Re-entry:** Do not enter treated areas during the restricted re-entry interval of 24 hours.

**Allegro 500 F (cont'd)****Environmental Precautions**

Allegro is toxic to aquatic organisms, non-target terrestrial plants and wild mammals. Observe buffer zones specified on the product label.

**Toxicity**

Oral LD<sub>50</sub> (rats) = >5,000 mg/kg. Dermal LD<sub>50</sub> (rats) = > 2,000 mg/kg.

**Storage**

Heated storage required. Store in a dry storage area separate from feed, fertilizer or food.

# Aprovia Top

**Group 3,7****Formulation**

Product	Company	Active ingredient	Formulation	Container size
Aprovia Top (PCP# 31526)	Syngenta	Benzovindiflupyr: 78 g/L Difenoconazole: 117 g/L	Emulsifiable concentrate	3.78 L

**Crops, Diseases Controlled, Rates and Staging**

Crops	Diseases	Rate per acre	Staging and specific comments
Potato	Early blight ( <i>Alternaria solani</i> ) Suppression of brown spot ( <i>Alternaria alternata</i> )	260 - 390 mL	Begin applications prior to disease development and continue throughout the season on a 7 - 14 day interval. Do not make more than 2 consecutive applications before switching to a fungicide with a different mode of action. If disease pressure is high, use the highest rate and shortest interval.

**Registered Tank Mixes**

Consult manufacturer for supported tank mixes.

**Application Information**

**How to Apply:** Ground and aerial application. **Water Volume:** Ground: 60 L/acre minimum is recommended for most crops. Aerial applications: 18 L/acre is recommended.

**Application Tips**

For best results, sufficient water volume must be used to provide thorough coverage.

**How it Works**

Aprovia Top fungicide combines difenoconazole with solatenol, a new, longer lasting SDHI. Solatenol metabolizes slowly in the plant for long residual protection against target diseases. Both actives have translaminar activity, providing protection inside the plants and on both sides of the leaf.

**Restrictions**

**Potato:** Do not make more than 2 applications by air (for a total of 0.78 L/acre/season) OR do not make more than 4 applications by ground (for a total of 1.6 L/acre/season). For potato, if applications are made by one method (ground or air), all consecutive applications must be made by the same method. It is not acceptable to mix aerial and ground applications in the same calendar year. **Rainfall:** Avoid application when heavy rain is forecast. **Pre-harvest Interval:** Potato: 14 days. **Re-cropping:** Registered crops: 0 days. Do not apply to cereals and corn for 60 days after application. Do not apply to any other crops intended for food or feed for 180 days after application.



### Environmental Precautions

Toxic to aquatic organisms, non-terrestrial plants and certain beneficial insects. Minimize spray drift to reduce harmful effects on beneficial insects in habitats next to the application sites. Benzovindiflupyr and difenoconazole are persistent and may carry over. It is recommended that any products containing these active ingredients not be used in areas treated with this product during the previous season.

### Toxicity

Oral LD<sub>50</sub> (rats) = 1,750 mg/kg. Dermal LD<sub>50</sub> (rats) > 5,000 mg/kg.

### Storage

Keep in original container. Store in a cool, dry, well ventilated area.

## Bravo 500/Bravo ZN/Echo 720/Echo 90 DF/ Echo 90 WSP/Echo NP

Group M

### Formulation

Product	Company	Active ingredient	Formulation	Container size
Bravo 500 (PCP# 15723)	Syngenta	Chlorothalonil: 500 g/L	Suspension	10 L, 450 L
Bravo ZN (PCP# 28900)	Syngenta	Chlorothalonil: 500 g/L	Suspension	10 L, 450 L
Echo 720 (PCP# 29355)	Sipcam Agro/UAP Canada	Chlorothalonil: 720 g/L	Suspension	9.46 L, 450 L, 984 L
Echo 90 DF (PCP# 29356)	Sipcam Agro/UAP Canada	Chlorothalonil: 90%	Dry flowable	10 kg
Echo 90 WSP (PCP# 33519)	Sipcam Agro/UAP Canada	Chlorothalonil: 90%	Dry flowable	500 g
Echo NP (PCP# 33479)	Sipcam Agro/UAP Canada	Chlorothalonil: 720 g/L	Suspension	10 L

### Crops, Diseases Controlled, Rates and Staging

For Bravo ZN, Bravo 500 and Echo 720.

Crops	Diseases controlled	Rate per acre			Staging and specific comments
		Bravo ZN	Bravo 500	Echo 720	
Corn (sweet)	Common rust ( <i>Puccinia sorghi</i> )	1.29 L	1.29 L	0.89 L	Apply when symptoms are first noticed and repeat again 10 - 14 days later. Do not make more than 2 applications per season.
Chickpea	Ascochyta blight ( <i>Ascochyta rabiei</i> )	1.2 - 1.6 L in first application and 0.8 - 1.2 L in subsequent applications	1.2 - 1.6 L in first application and 0.8 - 1.2 L in subsequent applications	0.85 - 1.13 L for first application and 0.56 - 0.85 L in subsequent application	Make first application at very early flowering and remaining applications at 10-day intervals. Do not make more than 3 applications per season.
Dry pea	Ascochyta blight ( <i>Mycosphaella pinodes</i> )	0.8 - 1.2 L	0.8 - 1.2 L	0.56 - 0.85 L	Apply beginning at early flowering. Make a second application at early pod set, approximately 10 days later. Always apply the higher rate when conditions are favourable for disease. If conditions remain favourable for disease, a third application should be made 10 - 14 days later during pod filling. Do not make more than 3 applications per season.

## Bravo 500/Bravo ZN/Echo 720/Echo 90 DF/Echo 90 WSP/Echo NP (cont'd)

Crops	Diseases controlled	Rate per acre			Staging and specific comments
		Bravo ZN	Bravo 500	Echo 720	
Lentil	Ascochyta blight ( <i>Ascochyta lentis</i> ) Anthracnose ( <i>Colletotrichum truncatum</i> )	0.8 - 1.6 L	0.8 - 1.6 L	0.56 - 1.13 L	Apply beginning at pre-flowering prior to row closure; make a second application 10 - 14 days later (during bloom period). Do not make more than 2 applications per season.
Potato	Late blight ( <i>Phytophthora infestans</i> )	0.48 - 1.0 L	0.48 - 1.0 L	0.32 - 0.69 L	Begin applications when plants are 15 - 20 cm high, or when disease threatens. Repeat applications as necessary to maintain disease control. Under severe disease conditions, use the higher rates at 7-day intervals.
	Early blight, ( <i>Alternaria solani</i> ), botrytis vine rot ( <i>Botrytis cinerea</i> )	0.64 - 1.0 L (early blight only)	0.64 - 1.0 L	0.45 L	
Wheat	Septoria leafspot, septoria glume blotch ( <i>Septoria</i> sp.) and tan spot ( <i>Pyrenophora tritici-repentis</i> )	0.6 - 1.0 L	0.6 - 1.0 L	0.4 - 0.69 L	Apply at flag leaf emergence and repeat 10 - 14 days later when head is visible. A third application, at full head emergence may be necessary if conditions favour disease spread. Do not make more than 3 applications per season.
	Fusarium head blight (scab) (suppression) ( <i>Fusarium</i> sp.)	0.8 - 1.0 L	0.8 - 1.0 L	0.56 - 0.69 L	Apply at early flowering. For best results make application prior to conditions that favour infection (before flowering has started in the majority of tillers and wet weather is due). Do not make more than 3 applications per season.

\*NR = Not registered.

## Crops, Diseases Controlled, Rates and Staging

For Echo 90 DF, Echo 90 WSP and Echo NP.

Crops	Diseases controlled	Rate per acre			Staging and specific comments
		Echo 90 DF	Echo 90 WSP	Echo NP	
Corn (sweet)	Common rust ( <i>Puccinia sorghi</i> )	0.73 kg	0.73 kg	0.89 L	Apply when symptoms are first noticed and repeat again 10 - 14 days later. Do not make more than 2 applications per season.
Chickpea	Ascochyta blight ( <i>Ascochyta rabiei</i> )	0.68 - 0.89 kg for first application and 0.44 - 0.69 kg in all other applications	0.68 - 0.89 kg for first application and 0.44 - 0.69 kg in all other applications	0.85 - 1.13 L kg for first application and 0.56 - 0.85 L in all other applications	Make first application at very early flowering and remaining applications at 10-day intervals. Do not make more than 3 applications per season.
Dry pea	Ascochyta blight ( <i>Mycosphaarella pinodes</i> )	0.44 - 0.69 kg	0.44 - 0.69 kg	0.56 - 0.85 L	Apply beginning at early flowering. Make a second application at early pod set, approximately 10 days later. Always apply the higher rate when conditions are favourable for disease. If conditions remain favourable for disease, a third application should be made 10 - 14 days later during pod filling. Do not make more than 3 applications per season.

**Bravo 500/Bravo ZN/Echo 720/Echo 90 DF/Echo 90 WSP/Echo NP (cont'd)**

Crops	Diseases controlled	Staging and specific comments			
		Echo 90 DF	Echo 90 WSP	Echo NP	
<b>Lentil</b>	Ascochyta blight ( <i>Ascochyta lentis</i> ) Anthracnose ( <i>Colletotrichum truncatum</i> )	0.44 - 0.89 kg	0.56 - 1.13 kg	0.56 - 1.13 L	Apply beginning at pre-flowering prior to row closure; make a second application 10 - 14 days later (during bloom period). Do not make more than 2 applications per season.
<b>Potato</b>	Late blight ( <i>Phytophthora infestans</i> )	0.28 - 0.52 kg	0.28 - 0.52 kg	NR*	Begin applications when plants are 15 - 20 cm high, or when disease threatens. Repeat applications as necessary to maintain disease control. Under severe disease conditions, use the higher rates at 7-day intervals.
	Early blight, ( <i>Alternaria solani</i> ), botrytis vine rot ( <i>Botrytis cinerea</i> )	0.36 - 0.52 kg	0.36 - 0.52 kg	NR*	
<b>Wheat</b>	Septoria leafspot, septoria glume blotch ( <i>Septoria</i> sp.) and tan spot ( <i>Pyrenophora tritici-repentis</i> )	0.32 - 0.56 kg	0.32 - 0.56 kg	0.4 - 0.69 L	Apply at flag leaf emergence and repeat 10 - 14 days later when head is visible. A third application, at full head emergence may be necessary if conditions favour disease spread. Do not make more than 3 applications per season.
	Fusarium head blight (scab) (suppression) ( <i>Fusarium</i> sp.)	0.44 - 0.56 kg	0.44 - 0.56 kg	0.4 - 0.69 L	Apply at early flowering. For best results make application prior to conditions that favour infection (before flowering has started in the majority of tillers and wet weather is due). Do not make more than 3 applications per season.

\*NR = Not registered.

**Registered Tank Mixes**

For Bravo 500 only.

Product	Tank mix partner	Tank mix rate	Additional diseases controlled	Additional diseases suppressed	Specific comments
<b>In potato only</b>					
<b>Bravo 500</b>	Quadris Flowable	Bravo 500 at 0.8 L/acre PLUS Quadris Flowable at 0.202 L/acre	Early blight ( <i>Alternaria solani</i> )		Apply on a 7 - 14 day interval, starting prior to disease development. Do not exceed more than 3 applications per season. Do not apply to potato plants later than 2 days before harvest.
<b>Bravo 500 or Bravo ZN</b>	Ridomil Gold 480EC or Ridomil Gold 480SL	Bravo 500/Bravo ZN at 0.8 L/acre PLUS Ridomil Gold at 0.08 L/acre	Late blight ( <i>Phytophthora infestans</i> ), early blight ( <i>Alternaria solani</i> ), botrytis vine rot ( <i>Botrytis cinerea</i> )	Pythium leak ( <i>Phythium spp.</i> ) and Pink rot ( <i>Phytophthora erythroseptica</i> )	Apply at 14 day intervals, starting prior to disease development. Apply a registered contact fungicide at 7 day intervals after the application of this tank mix. Do not exceed 3 applications per season. Pre-harvest interval: 14 days.

**Application Information**

**How to Apply:** Ground and aerial application. **Water Volume:** Ground: 90 - 650 L/acre for diluted sprays and 20 - 40 L/acre for concentrated sprays. Aerial: 20 - 40 L/acre.

**Application Tips**

Thorough coverage is essential for disease control.

**Bravo 500/Bravo ZN/Echo 720/Echo 90 DF/Echo 90 WSP/Echo NP (cont'd)****How it Works**

Chlorothalonil is a multi-site preventive fungicide that begins to work on contact to protect plant foliage from disease infection.

**Restrictions**

**Rainfall:** Bravo 500, Bravo ZN, Echo 720 and Echo 90DF are rainfast once the spray solution has dried on the plant surface approximately 30 minutes. **Pre-harvest Intervals** (days): Sweet corn (14), lentil (48), field pea (32), potato (1), wheat (30). Chickpeas: Bravo 500, Bravo ZN: 14 days; Echo 720, Echo 90 DF: 48 days. **Grazing:** Do not feed the hay from treated crop to livestock. Do not allow grazing of treated crop. **Re-entry:** Do not re-enter treated areas within 48 hours.

**Environmental Precautions**

Bravo 500 and Bravo ZN are toxic to fish, aquatic invertebrates and marine/estuarine organisms. Runoff from treated areas may be hazardous to aquatic organisms in neighbouring areas. Do not apply when weather conditions favour drift from areas being treated. Observe a buffer zone of 100 metres for aerial applications and 15 metres for ground applications to protect aquatic habitats.

**Toxicity**

Oral LD<sub>50</sub> (rats) = 4,200 mg/kg. Dermal LD<sub>50</sub> (rats) = > 20,000 mg/kg.

**Storage**

Heated storage not required. Store in a cool, dry place away from feed or food.

# Cabrio Plus

**Group 11, M****Formulation**

Product	Company	Active ingredient	Formulation	Container size
Cabrio Plus (PCP# 30395)	BASF Canada	Pyraclostrobin: 5% Metiram: 55%	Water dispersible granular	20 kg

**Crops, Diseases Controlled, Rates and Timing**

Crops	Diseases	Rate per acre	Timing and specific comments
Potato	Early blight ( <i>Alternaria solani</i> )	0.92 - 1.36 kg	Begin applications prior to row closure or when disease threatens (whichever comes first). For early blight apply on a 7 - 14 day interval; for late blight apply on a 7 - 10 day interval. Do not make more than one application of Cabrio Plus before alternating to a fungicide with a different mode of action. Do not exceed 3 applications per season.
	Late blight ( <i>Phytophthora infestans</i> )	0.92 - 1.36 kg	

Note: Retailer has until June 21, 2020 to sell this product. Growers can continue to use this product until June 21, 2021.

**Application Information**

**How to Apply:** Ground and aerial application. **Water Volume:** Ground: 80 L/acre minimum. Aerial: 20 L/acre minimum.

**How It Works**

Pyraclostrobin is a respiration inhibitor and has protective and curative action. Metiram is a broad spectrum fungicide with protective action.

**Restrictions**

**Grazing:** Crop can be grazed or fed to livestock. **Pre-harvest Intervals:** 3 days. **Re-entry:** Do not re-enter treated areas for 12 hours. **Re-cropping:** Crops listed on the Cabrio Plus label may be planted immediately following the last application. All other crops can be planted 14 days after last application.

**Environmental Precautions**

This product is toxic to aquatic organisms, non-target terrestrial plants and small mammals. Observe buffer zones specified on the label. **Runoff:** To reduce runoff from treated areas into aquatic habitats, avoid application to areas with a moderate to steep slope, compacted soil or clay. Avoid application when heavy rain is forecast.

**Toxicity**

**Ingestion:** Oral LD<sub>50</sub> (rats) = > 500 - < 2,000 mg/kg. **Dermal:** Dermal LD<sub>50</sub> (rats) = > 2,000 mg/kg.

**Storage**

Store in a cool, dry, locked, well-ventilated area without a floor drain.

# Caramba

**Group 3****Formulation**

Product	Company	Active ingredient	Formulation	Container size
Caramba (PCP# 29767)	BASF Canada	Metconazole: 90 g/L	Emulsifiable concentrate	8.1 L, 128 L, 400 L

**Crops, Diseases Controlled, Rates and Staging**

Crops	Diseases	Rate per acre	Staging and specific comments
<b>Wheat (including winter and durum)</b>	Leaf rust, ( <i>Puccinia recondita</i> ) tan spot ( <i>Pyrenophora tritici-repentis</i> ), septoria leaf spot ( <i>Septoria</i> sp.), stripe rust ( <i>Puccinia striiformis</i> ), stem rust ( <i>Puccinia graminis</i> ), powdery mildew ( <i>Erysiphe graminis</i> ), septoria glume blotch ( <i>Stagonospora nodorum</i> ), suppression of spot blotch ( <i>Cochliobolus sativus</i> )	202 - 283 mL	Prior to disease development or at onset of disease.
	Suppression of fusarium head blight ( <i>Fusarium graminearum</i> ) and control of all leaf diseases controlled by lower application rates.	405 mL	For suppression, apply Caramba when crop is at 20% flowering using sprayer nozzles configured to provide excellent coverage of the cereal head.
<b>Barley</b>	Net blotch, ( <i>Pyrenophora teres</i> ), scald ( <i>Rhynchosporium secalis</i> ), leaf rust ( <i>Puccinia recondita</i> ), stripe rust ( <i>Puccinia striiformis</i> ), powdery mildew ( <i>Erysiphe graminis</i> ), suppression of spot blotch ( <i>Cochliobolus sativus</i> )	202 - 283 mL	Apply prior to disease development or at onset of disease.
	Suppression of fusarium head blight ( <i>Fusarium graminearum</i> ) and control of all leaf diseases controlled by lower application rates.	405 mL	Apply between full head emergence and up to 3 days after full emergence of main stem heads.
<b>Oats</b>	Crown rust, ( <i>Puccinia coronata</i> ), septoria leaf blotch ( <i>Septoria avenae</i> )	202 - 283 mL	Apply prior to disease development or at onset of disease.
	Suppression of fusarium head blight ( <i>Fusarium graminearum</i> ) and control of all leaf diseases controlled by lower application rates.	405 mL	For suppression, apply Caramba when crop is at 20% flowering using sprayer nozzles configured to provide excellent coverage of the cereal head.

**Caramba (cont'd)**

Crops	Diseases	Rate per acre	Staging and specific comments
Rye	Leaf rust ( <i>Puccinia recondita</i> ), stripe rust ( <i>Puccinia striiformis</i> ), powdery mildew ( <i>Erysiphe graminis</i> )	202 - 283 mL	Apply prior to disease development or at onset of disease.
	Suppression of fusarium head blight ( <i>Fusarium graminearum</i> ) and control of all leaf diseases controlled by lower application rates.	405 mL	For optimal suppression, apply Caramba within the time period when at least 75% of the heads on the main stem are fully emerged to when 50% of the heads on the main stem are in flower.
Triticale	Leaf rust ( <i>Puccinia recondita</i> ), tan spot ( <i>Pyrenophora tritici-repentis</i> ), septoria leaf spot ( <i>Septoria</i> sp.), stripe rust ( <i>Puccinia striiformis</i> ), stem rust ( <i>Puccinia graminis</i> ), powdery mildew ( <i>Erysiphe graminis</i> f. sp. <i>tritici</i> ), septoria glume blotch ( <i>Stagonospora nodorum</i> ), suppression of spot blotch ( <i>Cochliobolus sativus</i> )	202 - 283 mL	Apply prior to disease development or at onset of disease.
Soybean	Asian soybean rust ( <i>Phakospora pachyrhizi</i> )	283 mL	Initial application between early flowering and pod set or prior to disease development.
Sugar beet	Cercospora leaf spot ( <i>Cercospora beticola</i> )	405 - 506 mL	Apply prior to disease development or at onset of disease.
Corn (field corn, popcorn, sweet corn, seed production corn)	Suppression of Fusarium and Gibberella ear rots ( <i>Fusarium graminearum</i> and <i>Gibberella zeae</i> )	400 mL	For suppression of Fusarium and Gibberella ear rots, apply when the crop is between silking (GS 63) and silk browning (GS 67). Do not make more than one application per season.

**Registered Tank Mixes**

None registered.

**Application Information**

**How to Apply:** Ground and aerial application. **Water Volume:** Ground: 40 L/acre. Aerial: 20 L/acre.

**Application Tips**

**Leaf diseases:** Thorough coverage is essential to protect target plants from disease development. **Fusarium Head Blight:** Timing of application and thorough head coverage is critical for optimum suppression of Fusarium head blight.

**How It Works**

The active ingredient metconazole is a broad spectrum sterol biosynthesis inhibitor fungicide. Caramba is best utilized as a preventive application when environmental conditions are favourable for disease development.

**Restrictions**

**Pre-harvest Intervals:** Wheat, barley, oats and rye: 30 days; corn: field, popcorn – 20 days, sweet corn – 7 days for mechanical harvesting, 18 days for hand harvesting; soybean: 30 days and sugar beet 14 days. **Re-cropping:** A plant-back interval of 35 days is required for all crops not listed on the label. **Re-entry:** Corn: hand harvested corn has a re-entry interval (REI) of 18 days, hand set irrigation 3 days, and all other activities 12 hours. For all other registered crops, REI is 12 hours. **Rainfall:** Rainfast in 1 hour. Avoid application if heavy rain is forecast. **Grazing:** All crops can be grazed or fed to livestock.

**Environmental Precautions**

Toxic to aquatic organisms, non-target terrestrial plants and small wild animals. Avoid runoff from treated areas into aquatic areas.

**Toxicity**

Oral LD<sub>50</sub> (female rats) = 2,102 mg/kg. Dermal LD<sub>50</sub> (rats) = > 4,000 mg/kg.

**Storage**

Store in original container. Protect from freezing.

# Cercobin

Group 1

## Formulation

Product	Company	Active ingredient	Formulation	Container size
Cercobin (PCP# 32093)	Nippon Soda Company distributed by Belchim Crop Protection Canada	Thiophanate-methyl: 500 g/L	Suspension concentrate	10 L

## Crops, Disease Controlled, Rates and Staging

Crops	Disease	Rate per acre	Staging and specific comments
White beans	White mould ( <i>Sclerotinia sclerotiorum</i> )	1 - 1.27 L/acre	Begin applications when conditions favouring disease development exist. If disease conditions persist, a second application may be applied. Minimum of 7 days between first and second application.

## Application Information

**How to Apply:** Ground and aerial applications. **Water Volume:** Ground: 405 L/acre. Aerial: 20 - 25 L/acre.

## Application Tips

Spray coverage is essential. Ensure thorough coverage of all parts of the plant.

## How it Works

Cercobin is a broad-spectrum fungicide with systemic activity that creates a barrier against white mould, protecting current and new growth from infection.

## Restrictions

**Pre-harvest Interval:** 21 days. **Grazing:** Do not feed or allow livestock to graze on treated crops.

**Maximum seasonal rate:** 2.5 L/acre.

## Environmental Precautions

Do not apply to any body of water. Avoid spray drift onto any body of water or non-target areas.

## Toxicity

Acute oral LD<sub>50</sub> (rats) = 1,000 mg/kg. Dermal LD<sub>50</sub> (rats) > 2,000 mg/kg.

## Storage

Store in original container in a cool, dry place. If stored for a prolonged period, shake well before using.

# Contans WG

Bio fungicide

## Formulation

Product	Company	Active ingredient	Formulation	Container size
Contans WG (PCP# 29066)	Distributed by UAP Canada	Coniothyrium minitans 1 x 10 <sup>9</sup> CFU/g	Water dispersible granules	20 kg

## Crops, Diseases Controlled, Rates and Timing

Crops		Diseases suppressed/controlled	Rate per acre	Timing and specific comments
<b>Pre-plant</b> In soils where canola, sunflower, dry edible bean or lentil will be planted (fields have a history of white mould)	All susceptible crops	Sclerotinia stem rot ( <i>Sclerotinia sclerotiorum</i> )	0.8 kg	Apply to soil prior to planting spring crop; at least 3 months before the typical onset of sclerotinia stem rot. Product must be incorporated in the top 5 cm of the soil. The product should be incorporated within 1 week of application.
	All non-susceptible crops (e.g. cereal crops)		0.4 kg	Apply to soil prior to planting a non-susceptible crop. Incorporate product within 1 week of application. Product should be incorporated in the top 5 cm of the soil.
<b>Post-harvest</b> On harvest residues (fields have a history of white mould)	Susceptible crop to be grown next spring	Sclerotinia stem rot ( <i>Sclerotinia sclerotiorum</i> )	0.6 - 0.8 kg	Apply product to crop residues after harvest. Incorporation should occur within 1 week of application. Product should be incorporated in the top 5 cm of the soil.
	Non-susceptible crop next spring		0.4 kg	
<b>Maintenance</b> All crops (annual maintenance treatment after initial application)			0.2 - 0.8 kg	After initial application of Contans, it is recommended to apply a maintenance treatment of 0.2 kg/acre to reduce inoculum levels in the field. Annual maintenance rate will depend on crop type and tillage practices.

## Application Information

**How to Apply:** Ground application only. Do not apply by air. **Water Volume:** 40 L/acre minimum.

## Application Tips

Use sufficient water volume to ensure thorough coverage of the soil surface and/or crop residues. After incorporation, treated soils should not be disturbed (e.g. plowed) to avoid bringing untreated sclerotia from lower soil depths to the top soil layer. As part of an overall long term pest management strategy, it is recommended to use other management practices in addition to Contans such as in-crop foliar applications and following proper crop rotations.

Do not tank mix with fungicides or fertilizers. Do not tank mix with acids, alkalis or any product that attacks organic materials. Contact UAP Canada for more information on products that are compatible with Contans.

## How it Works

When applied correctly, the active ingredient in Contans WG will destroy sclerotia in the soil before the sclerotia are able to produce fruiting bodies. Regular use of Contans in successive years within a long term management strategy will improve disease control.

## Restrictions

**Pre-harvest Intervals:** Contans WG can be applied up to and including the day of harvest.



**Environmental Precautions**

Do not apply this product directly to freshwater habitats. Do not contaminate irrigation or drinking water supplies by cleaning of equipment or disposal of wastes.

**Toxicity**

Oral LD<sub>50</sub> (rats) > 2,500 mg/kg. Dermal LD<sub>50</sub> (rats) => 2,500 mg/kg.

**Storage**

Store in a dry area in original container. Maximum storage period of one year at temperatures of 4°C or up to 6 weeks at temperatures between 4 and 15°C. Please contact UAP Canada for more detailed storage information.

# Copper 53 W/Copper Spray/ Coppercide WP/Kocide 2000/ Parasol WG/Cueva/Coppercide XLR

**Group M**

**Formulation**

Product	Company	Active ingredient	Formulation	Container size
Copper 53 W (PCP# 09934)	Loveland Products Canada	Basic copper sulphate: 53%	Wettable powder	10 kg
Copper Spray (PCP# 19146)	Loveland Products Canada	Copper oxychloride: 50%	Wettable powder	2 kg, 25 kg
Coppercide WP (PCP# 16047)	Loveland Products Canada	Copper hydroxide: 50%	Wettable powder	10 kg
Coppercide XLR (PCP# 33124)	Loveland Products Canada	Copper hydroxide: 50%	Wettable powder	
Kocide 2000 (PCP# 27348)	Mitsui	Copper hydroxide: 53%	Dry flowable	10 - 25 kg
Parasol WG (PCP# 29063)	Nufarm Agriculture Inc.	Copper hydroxide: 50%	Wettable granules	10 kg
Cueva (PCP# 31825)	Neudorff North America distributed by Belchim Crop Protection Canada	Copper octanoate: 1.8%	Liquid	1 - 1,000 L

**Crops, Diseases Controlled and Rates**

Products	Registered crops	Diseases controlled	Rate per acre	Staging
Copper 53 W	Bean	Anthraxnose ( <i>Colletotrichum lindemuthianum</i> ), downy mildew, bacterial leaf spot	2.2 kg	Apply as needed to keep the plants covered.
	Potato	Early blight ( <i>Alternaria solani</i> ), late blight ( <i>Phytophthora infestans</i> )	1.5 kg	Apply when plants are 12 - 18 cm high. Repeat at 7 - 10 day intervals.
Copper Spray	Potato	Early blight ( <i>Alternaria solani</i> ), late blight ( <i>Phytophthora infestans</i> )	1.62 kg	Apply when plants are 10 - 20 cm high. Repeat at 7 - 10 day intervals.
Coppercide WP	Bean	Bacterial blight Halo blight ( <i>Pseudomonas phaseolicola</i> ) Common blight ( <i>Xanthomonas phaseoli</i> )	0.91 - 1.32 kg	Apply when plants are 15 cm tall. Apply on 7 - 14 day schedule based on local conditions.

**Copper 53 W/Copper Spray/Coppercide WP/Kocide 2000/  
Parasol WG/Cueva/Coppercide XLR (cont'd)**

Products	Registered crops	Diseases controlled	Rate per acre	Staging
Coppercide WP	Potato	Early blight ( <i>Alternaria solani</i> ), late blight ( <i>Phytophthora infestans</i> )	0.45 - 0.91 kg (Coppercide) + 0.7 - 0.91 kg (Mancozeb)	Apply at 7 - 10 day intervals starting when plants are 15 cm high until harvest.
			1.38 kg with dessicant (at vine kill) 1.38 kg (after vine kill)	Prior to harvest
Coppercide WP	Sugar beet	Cercospora leaf spot ( <i>Cercospora beticola</i> )	0.91 - 1.8 kg	Apply when disease threatens and continue for 4 - 5 applications. Spray at 10 - 14 day intervals.
Kocide 2000	Bean	Bacterial blight Halo blight ( <i>Pseudomonas phaseolicola</i> ) Common blight ( <i>Xanthomonas phaseoli</i> )	0.65 - 0.93 kg	Apply when plants are 15 cm tall.
	Potato	Early blight ( <i>Alternaria solani</i> ), late blight ( <i>Phytophthora infestans</i> )	0.32 - 0.64 kg 0.96 kg (vine kill)	Apply when plants are 15 cm high. Repeat at 7 - 10 day intervals.
Parasol WG	Bean	Bacterial blight Halo blight ( <i>Pseudomonas phaseolicola</i> ) Common blight ( <i>Xanthomonas phaseoli</i> )	0.91 - 1.32 kg	Apply when plants are 15 cm tall. Repeat at 7 - 14 days intervals.
	Potato	Early blight ( <i>Alternaria solani</i> ), late blight ( <i>Phytophthora infestans</i> )	0.45 - 1.01 kg 1.38 kg (vine kill)	Apply when plants are 12 - 18 cm high. Repeat at 7 - 10 day intervals.
	Sugar beet	Cercospora leaf spot ( <i>Cercospora beticola</i> )	0.91 - 1.82 kg	Apply when disease threatens and continue for 4 - 5 applications.
Cueva	Potato	Early blight ( <i>Alternaria solani</i> ), late blight ( <i>Phytophthora infestans</i> ), septoria leaf spot ( <i>Septoria apiicola</i> )	0.5% - 2.0% solution	For best control, start treatments 2 weeks before disease normally appears OR begin treatments when disease first appears. Repeat every 5 - 10 days as required. If disease pressure is high, apply at the higher rate.
	Sugar beet	Cercospora leaf spot ( <i>Cercospora beticola</i> )	0.5% - 2.0% solution	
	Dry bean, field pea, soybean	Ascochyta blight ( <i>Ascochyta pisi</i> ), Halo blight ( <i>Pseudomonas syringae</i> pv. <i>phaseolicola</i> ), common blight ( <i>Xanthomonas campestris</i> pv. <i>phaseoli</i> ), brown spot ( <i>Pseudomonas syringae</i> pv. <i>syringae</i> ), powdery mildew ( <i>Erysiphe</i> spp.), rust ( <i>Uromyces appendiculatus</i> )	0.5% - 2.0% solution	
Coppercide XLR	Bean	Suppression of bacterial halo blight and bacterial common blight	0.54 - 0.92 kg/acre	Apply at 7 - 14 day intervals. Do not apply within 2 days of harvest.
	Potato	Suppression of early blight and late blight	0.31 - 0.64 kg/acre + 0.7 - 0.9 kg/acre of Mancozeb	Apply at 7 - 10 day intervals starting when plants are 15 cm to harvest. Do not apply within 2 days of harvest.
	Sugar beet	Suppression of Cercospora leaf spot	0.64 - 1.2 kg/acre	Spray when disease threatens and continue for 4 to 5 applications. Do not apply within 2 days of harvest.

### Registered Tank Mixes

Kocide 2000: Manzate DF or Manzate Pro-Stick in potato crops. Coppercide WP: Mancozeb.  
Parasol WG: Mancozeb (80%) 0.7 - 0.9 kg/acre for early and late blight control in potato.

### Application Information

**How to Apply:** Ground application only. Do not apply by air. **Water Volume:** Copper 53 W/Copper Spray - 404 L/acre. Cueva – 190 - 380 L/acre. Kocide 2000, Parasol WG - Use sufficient water to obtain adequate spray coverage.

### Application Tips

In potato, Kocide 2000, Parasol WG and Coppercide WP may be applied with a desiccant at vine kill or alone after vine kill, prior to harvest to reduce the risk of late blight infection.

### How it Works

Copper hydroxide, copper oxychloride, copper sulphate and copper octanoate are contact fungicides.

### Restrictions

**Pre-harvest Intervals:** Do not apply to crops within 1 day of harvest.

### Environmental Precautions

Copper-based fungicides are toxic to fish and other aquatic organisms. Keep out of any body of water; fish may be killed.

### Toxicity

Copper hydroxide: Oral LD<sub>50</sub> (rats) = 943 - 2,000 mg/kg. Copper oxychloride: Oral LD<sub>50</sub> (rats) = 1,600 mg/kg.  
Copper sulphate: Oral LD<sub>50</sub> (rats) = 1,000 mg/kg. Copper octanoate: Oral LD<sub>50</sub> (rats) = > 2,000 mg/kg.

### Storage

Store in a cool, dry, ventilated place, away from feeds and foods.

## Cotegra

**Group 3, 7**

### Formulation

Product	Company	Active ingredient	Formulation	Container size
Cotegra (PCP# 32530)	BASF Canada	Boscalid: 250 g/L Prothioconazole: 150 g/L	Suspension concentrate	9.6 L, 157 L

### Crops, Diseases Controlled, Rates and Staging

Crops	Diseases controlled	Rate per acre	Staging and specific comments
Canola (including rapeseed and oriental mustard)	Control of Sclerotinia stem rot ( <i>Sclerotinia sclerotiorum</i> )	240 - 280 mL	Apply at 20 - 50% flowering. A second application can be made 7 - 14 days later up to full bloom if disease persists, or weather conditions are favourable for disease development. Use the high rate when risk for disease development is high (i.e. narrow host rotation with disease history and high potential for inoculum).
Lentil, field pea, chickpea	Suppression of white mould ( <i>Sclerotinia sclerotiorum</i> )	280 mL	Apply at the beginning of flowering or at the onset of disease symptoms. Apply a second application 7 - 14 days later if disease persists or weather conditions are conducive for disease development.

**Cotegra (cont'd)**

Crops	Diseases controlled	Rate per acre	Staging and specific comments
Dried bean, faba bean	Suppression of white mould ( <i>Sclerotinia sclerotiorum</i> )	400 mL	Apply at 20 - 50% flowering. Apply a second application 7 - 14 days later if disease persists or weather conditions are conducive for disease development.
Soybean	Control of frog eye leaf spot ( <i>Cercospora soja</i> ), control of Asian soybean rust ( <i>Phakopsora pachyrhizi</i> ), suppression of white mould ( <i>Sclerotinia sclerotiorum</i> ), suppression of septoria brown spot ( <i>Septoria glycines</i> )	280 mL	Apply at the onset of disease symptoms. Apply a second application 7 - 14 days later if disease persists or weather conditions are conducive for disease development.

**Application Information**

**How to Apply:** Ground and aerial application. **Water Volume:** Ground: 40 L/acre minimum. Aerial: 20 L/acre minimum.

**Application Tips**

Good coverage is essential for effective disease control, and higher water volumes tend to increase performance with dense canopies. Cotegra works best when applied in a preventive manner prior to the development of disease.

**How it Works**

The active ingredient boscalid is a SDHI fungicide with systemic activity and best applied as a preventive fungicide. The active ingredient prothioconazole is a triazole fungicide with broad spectrum systemic activity.

**Restrictions**

**Rainfall:** Avoid application when heavy rain is forecast. Rainfast in 1 hour. **Grazing:** All crops can be grazed or fed to livestock 7 days of application. **Pre-harvest Intervals:** Chickpea, dry bean, faba bean, lentil, field pea and soybean: 21 days. Canola and oriental mustard: 36 days. **Re-cropping:** Labeled crops may be planted 14 days after last application. All crops not on label require 30 days after last application.

**Environmental Precautions**

Observe buffer zones specified on the label. Do not apply on any body of water and prevent cleaning of equipment near water bodies. Reduce risk of runoff from treated areas into aquatic habitats by avoiding application to areas with a moderate to steep slope or compacted soil. Toxic to aquatic organisms.

**Toxicity**

Oral LD<sub>50</sub> (rats) = > 50 - < 2,000 mg/kg. Dermal LD<sub>50</sub> (rats) = > 5,000 mg/kg.

**Storage**

Store in original container. Protect from freezing.

# Curzate

Group 27

## Formulation

Product	Company	Active ingredient	Formulation	Container size
Curzate (PCP# 26284)	Corteva Agriscience	Cymoxanil: 60%	Dry flowable	1.8 kg

## Crops, Diseases Controlled and Rates

Crops	Diseases controlled	Rate	Staging and specific comments
Potato	Late blight ( <i>Phytophthora infestans</i> )	Curzate: 0.09 kg/acre <b>Plus</b> Manzate DF 0.55 - 0.65 kg/acre or Dithane Rainshield	Initial applications should start when local conditions indicate that late blight is imminent. Make additional applications at 5 - 7 day intervals, however, at least 20 days must pass between a 2nd and 3rd application. Apply no more than 4 applications per crop. Use higher rate of Manzate DF under conditions of high disease pressure. Do not mix and apply more than 38 kg of Curzate Fungicide per day for ground application (enough to treat 420 acres). Do not mix and apply more than 50 kg of Curzate Fungicide per day for aerial application (enough to treat 543 acres).

## Registered Tank Mixes

Manzate 200 DF. Corteva Agriscience supports the use of Dithane Rainshield as a tank mix.

## Application Information

**How to Apply:** Ground and aerial application. **Water Volume:** Ground: 80 - 400 L/acre. Aerial: 20 L/acre minimum.

## Application Tips

**Caution:** Use Curzate only in a tank mix with Manzate DF. Do not use Curzate alone.

Do not apply to a potato crop that is suffering from stress as a result of drought, water saturation, low temperatures, insect infestations, nutrient deficiency or any other factors contributing to a reduction in crop growth.

## How it Works

The active ingredient cymoxanil in Curzate is a highly active, locally systemic fungicide recommended for the control of late blight on potato. It works as a preventive, curative and inhibitive (against sporulation) product. Curzate offers a unique feature for late blight management called “kick-back” activity. It controls infections that have already attacked the crop but are not yet visible.

## Restrictions

**Rainfall:** Curzate is rainfast within 2 hours after application. **Pre-harvest Intervals:** Do not harvest within 8 days of treatment. **Re-entry:** Do not re-enter treated area within 24 hours.

## Environmental Precautions

Overspray or drift to sensitive habitats must be avoided. For tank mixes, consult the labels of the tank mix partners and observe the largest (most) restrictive buffer zone. Do not contaminate sensitive habitats when cleaning and rinsing spray equipment and containers. Do not mix, load or apply within 15 metres of all wells. **Runoff:** Do not apply product during periods of intense rainfall or to soils saturated with water. Do not apply directly to standing or running water. Do not apply in areas where surface water from treatment site can run off to adjacent cropland, either planted or to be planted, or into streams, irrigation waters or wells. Do not contaminate any body of water, including irrigation water.

## Toxicity

Oral LD<sub>50</sub> (rats) = 433 mg/kg. Dermal LD<sub>50</sub> (rats) = > 2,000 mg/kg.

## Storage

Store product in original container in a secure, dry area away from food or feed.

[back to Table of Contents](#)

Purchase the printed edition of *Crop Protection 2020* for only \$12. [Buy it on-line here.](#)

# Delaro 325 SC

**Group 3, 11**

## Formulation

Product	Company	Active ingredient	Formulation	Container size
Delaro 325 SC (PCP# 31533)	Bayer CropScience	Prothioconazole: 175 g/L Trifloxystrobin: 150 g/L	Suspension concentrate	7.1 L, 113.6 L

## Crops, Diseases Controlled and Rates

Crops	Diseases	Rate per acre	Staging and specific comments
Field pea	Mycosphaerella blight ( <i>Mycosphaerella pinodes</i> ), ascochyta blight ( <i>Ascochyta pisi</i> ), white mould ( <i>Sclerotinia sclerotiorum</i> ), grey mould ( <i>Botrytis cinerea</i> )	356 mL	Begin fungicide applications at first sign of disease. When disease pressure is high or when agronomic or weather conditions are conducive to disease development, make a second application 10 to 14 days later. Use shorter intervals for best protection.
Chickpea	Ascochyta blight ( <i>Ascochyta rabiei</i> ), white mould ( <i>Sclerotinia sclerotiorum</i> ), grey mould, ( <i>Botrytis cinerea</i> )	356 mL	Begin fungicide applications at first sign of disease. When disease pressure is high or when agronomic or weather conditions are conducive to disease development, make a second application 10 to 14 days later. Use shorter intervals for best protection.
Lentil	Ascochyta blight ( <i>Ascochyta lentis</i> ), white mould ( <i>Sclerotinia sclerotiorum</i> ), grey mould ( <i>Botrytis cinerea</i> ), anthracnose ( <i>Colletotrichum truncatum</i> )	356 mL	Begin fungicide applications at first sign of disease. When disease pressure is high or when agronomic or weather conditions are conducive to disease development, make a second application 10 to 14 days later. Use shorter intervals for best protection.
Soy bean	Asian soybean rust ( <i>Phakopsora pachyrhizi</i> ), frog eye leaf spot ( <i>Cercospora sojina</i> ), brown spot ( <i>Septoria glycines</i> ), charcoal rot (suppression) ( <i>Macrophomina phaseolina</i> ), phomopsis stem blight ( <i>Phomopsis longicolla</i> ), white mould (suppression) ( <i>Sclerotinia sclerotiorum</i> )	228 mL	Begin fungicide applications preventively or at the first signs of disease from early flowering (R1) to complete pod fill (R5). When disease pressure is high or when agronomic or weather conditions are conducive to disease development, make a second application 10 to 14 days later. The use of a non-ionic surfactant at 0.125%v/v may be used.
Corn (sweet corn, field corn, popcorn, including corn grown for seed)	Common rust ( <i>Puccinia sorghi</i> ), Southern corn rust ( <i>Puccinia polysora</i> ), eye spot ( <i>Aureobasidium zeae</i> (alt. <i>Kabatiella</i> )), Northern corn leaf blight ( <i>Setosphaeria turica</i> , anamorph: <i>Exserohilum turcicum</i> ), grey leaf spot ( <i>Cercospora zeaemaydis</i> )	230 mL	Apply when disease first appears and continue on a 7 - 14 day interval if favourable conditions for disease development persist.
Wheat (spring, durum)	Leaf rust ( <i>Puccinia triticina</i> ), powdery mildew ( <i>Erysiphe graminis</i> ), septoria leaf blotch ( <i>Septoria tritici</i> ), stem rust ( <i>Puccinia graminis</i> ), tan spot ( <i>Pyrenophora tritici-repentis</i> )	230 mL	Apply preventively or at the very early part of disease development. Apply from the four leaf to flag leaf stage but prior to head emergence.

Crops	Diseases	Rate per acre	Staging and specific comments
Barley	Net blotch ( <i>Pyrenophora teres</i> ), scald ( <i>Rhynchosporium secalis</i> ), leaf rust ( <i>Puccinia hordei</i> ), stem rust ( <i>Puccinia graminis</i> ), stripe rust ( <i>Puccinia striiformis</i> ), powdery mildew ( <i>Erysiphe graminis</i> )	230 mL	Apply preventively or at the very early part of disease development. Apply from the four leaf to flag leaf stage but prior to head emergence.
Oats	Crown rust ( <i>Puccinia coronata</i> ), leaf blotch ( <i>Septoria avenae</i> ), stem rust ( <i>Puccinia graminis</i> )		
Triticale	Stem rust ( <i>Puccinia graminis</i> ), scald ( <i>Rhynchosporium secalis</i> )		
Wheat (winter)	Septoria leaf blotch ( <i>Septoria tritici</i> ), powdery mildew ( <i>Erysiphe graminis</i> ), tan spot ( <i>Pyrenophora tritici-repentis</i> ), leaf rust ( <i>Puccinia triticina</i> ), stem rust ( <i>Puccinia graminis</i> ), stripe rust ( <i>Puccinia striiformis</i> )	177 - 230 mL	

### Registered Tank Mixes

Bayer CropScience supports the following mixes that are not on the Delaro label. Apply mixes according to the most restrictive use limitations for either product. Insecticides: Decis, Matador.

### Application Information

**How to Apply:** Ground and aerial application. **Water Volume:** Ground: 40 L/acre minimum. Aerial: 20 L/acre minimum.

### Application Tips

Use sufficient water volume and spray pressure to provide thorough, uniform coverage for optimum disease control. Do not apply more than 2 applications of Delaro 325 SC fungicide per season. Alternate with a fungicide with a different mode of action registered for the same use(s) after each application. If an alternative fungicide is not registered for the use, only one application should be applied.

### How it Works

Delaro 325 SC is a broad spectrum systemic fungicide for the control and suppression of certain crop diseases.

### Restrictions

**Pre-harvest Intervals:** Corn: 14 days. Do not apply within 30 days of harvest for dry pea, chickpea and lentil. Do not apply within 20 days of harvest for soybean. Maximum number of applications: Do not exceed 2 applications per season in field pea, chickpea, lentil, soybean and corn. **Grazing:** Do not apply within 7 days of cutting or swathing of dry pea, chickpea or lentil. **Re-entry:** Do not re-enter treated fields until 24 hours post-application. **Re-cropping:** Treated areas may be replanted with any crop specified on this label, including corn, cereals and sugar beet, as soon as practical after the last application. For crops not listed on this label, do not plant back within 30 days of last application.

### Environmental Precautions

Delaro 325 SC is toxic to aquatic organisms and non-target terrestrial plants. Observe buffer zones specified in the label. Do not apply directly to water or to areas where surface water is present. Do not contaminate water when disposing of equipment washwaters.

### Toxicity

Oral LD<sub>50</sub> (rats) = > 5,000 mg/kg. Dermal LD<sub>50</sub> (rats) = > 4,000 mg/kg.

### Storage

Store in original container. Do not store at temperatures below freezing. If stored for 1 year or longer, shake well before using.

# Diplomat 5SC

Group 19

## Formulation

Product	Company	Active ingredient	Formulation	Container size
Diplomat 5SC (PCP# 32918)	Belchim Crop Protection Canada	Polyoxin D Zinc Salt: 5.0%	Suspension concentrate	5 L

## Crops, Disease Controlled, Rates and Staging

Crops	Diseases	Rate per acre	Staging and specific comments
Potato	Early blight ( <i>Alternaria solani</i> ) - suppression	218 - 375 mL (12 - 20 g active ingredient/acre)	When conditions are favourable for disease development, start preventive applications. Continue on a 7 - 14 day interval as needed to maintain disease suppression.

## Application Information

**How to Apply:** Ground applications only. Do not apply by air. **Water Volume:** Spray with sufficient water to ensure thorough coverage of foliage.

## How it Works

Diplomat inhibits the synthesis of chitin in fungal cell walls.

## Restrictions

**Pre-harvest Intervals:** 0 days. **Maximum seasonal rate:** Do not apply more than 60 g active ingredient/acre/season.

## Environmental Precautions

To reduce runoff from treated areas into aquatic habitats, avoid application to areas with a moderate to steep slope, compacted soil or clay. Avoid application when heavy rain is forecast.

## Toxicity

Acute oral LD<sub>50</sub> (rats) > 5,000 mg/kg. Dermal LD<sub>50</sub> (rats) > 5,050 mg/kg.

## Storage

Store product in original container in a dry location.



# Dithane Rainshield™/Manzate 200 WP/ Manzate DF/Manzate Pro-stick/ Penncozeb 75DF Raincoat/Penncozeb 80WP/ Manzate Max

Group M

## Formulation

Product	Company	Active ingredient	Formulation	Container size
Dithane Rainshield™ (PCP# 29221)	Corteva Agriscience	Mancozeb: 75%	Dry flowable	20 kg
Manzate 200 WP (PCP# 10526)	UPL AgroSolutions Canada	Mancozeb: 80%	Wettable Powder	
Manzate DF (PCP# 21057)		Mancozeb: 75%	Dry Flowable	
Manzate Pro-stick (PCP# 28217)		Mancozeb: 75%	Dry Flowable	
Penncozeb 75DF Raincoat (PCP# 30241)		Mancozeb: 75%	Dry Flowable	
Penncozeb 80 WP (PCP# 25396)		Mancozeb: 80%	Wettable Powder	
Manzate Max (PCP# 33299)			Mancozeb: 480 g/L	Flowable

## Crops, Diseases Controlled, Rates and Staging

Crops	Diseases controlled	Rate	Staging and specific comments
Alfalfa (for seed) (Dithane Rainshield™, Manzate 75DF, Manzate Pro-stick, Penncozeb 75DF Raincoat only)	Leaf spot and stem spot disease ( <i>Pseudopeziza medicaginis</i> )	0.59 kg/acre	Apply prior to 50% bloom. Maximum of 3 applications per year.
Alfalfa (for seed) (Manzate Max only)		0.923 L/acre	Apply prior to 50% bloom. Use a maximum of 3 applications per year. Repeat 7-10 days after the first application and 10 days after the second application.
Lentil (Dithane Rainshield™, Manzate DF, Manzate Pro-stick, Penncozeb 75DF Raincoat only)	Anthracnose ( <i>Colletotrichum truncatum</i> ), ascochyta blight ( <i>Ascochyta</i> sp.)	0.91 kg/acre	Apply the first application before flower when bud formation is evident. A second application should be applied 10 - 12 days after the initial application, but before rows close in to form a dense canopy. If conditions for disease persist, a third application may be applied 10 - 14 days later. Do not make more than 3 applications during the growing season.
Lentil (Manzate Max only)		1.42 L/acre	
Potato (All mancozeb-based products except Manzate 200 WP)	Early blight ( <i>Alternaria solani</i> ), late blight ( <i>Phytophthora infestans</i> )	0.44 - 0.91 kg/ acre	Apply when plants are 10 - 15 cm tall; repeat at 7 - 10 day intervals.
Potato (Manzate Max only)		0.696 - 1.42 L/ acre	
Potato – seed piece treatment (Manzate 200 WP only)		1 kg per 100 kg of seed	Apply to thoroughly coat the surface of whole or cut seed pieces. If treated whole seed is cut, make a second application to protect the cut surface.

**Dithane Rainshield™/Manzate 200 WP/Manzate DF/Manzate Pro-stick/  
Penncozeb 75DF Raincoat/Penncozeb 80WP/Manzate Max (cont'd)**

Crops	Diseases controlled	Rate	Staging and specific comments
<b>Sugar beet</b> (Dithane Rainshield™, Manzate DF, Manzate Pro-Stick, Penncozeb 75 DF Raincoat, Penncozeb 80 WP only)	Cercospora leaf spot ( <i>Cercospora beticola</i> )	0.91 kg/acre	Apply when disease first threatens and repeat at 7 - 10 day intervals.
<b>Sugar beet (Manzate Max only)</b>		1.42 L/acre	
<b>Wheat (All mancozeb- based products)</b>	Leaf rust ( <i>Puccinia recondita</i> ), septoria leaf blotch ( <i>Septoria</i> sp.), tan spot ( <i>Pyrenophora tritici-repentis</i> )	Early spray: 0.45 kg/acre Late spray: 0.91 kg/acre	An early application can be made when the crop is in the 3 leaf to tillering stage and/or a late application can be made when the head is fully emerged but prior to flowering. Do not make more than 2 applications during the growing season.
<b>Wheat (Manzate Max only)</b>		Early spray: 0.696 L/acre Late spray: 1.42 L/acre	

**Registered Tank Mixes**

Tank mix partner	Tank mix rate	Diseases controlled	Specific comments
<b>Potato</b>			
<b>Kocide 2000</b>	Manzate Pro-stick or Manzate DF at 0.44 - 0.91 kg/acre PLUS Kocide 2000 at 0.32 - 0.64 kg/acre. Manzate Max + Kocide 2000: Manzate Max at 1.1 - 1.42 L/acre PLUS Kocide 2000 at 0.32 - 0.64 kg/acre.	Early blight ( <i>Alternaria solani</i> ), late blight ( <i>Phytophthora infestans</i> )	Apply at 7 - 10 days intervals starting when plants are 15 cm high until harvest.
<b>Curzate</b>	Manzate Pro-stick or Manzate DF at 0.44 - 0.91 kg/acre PLUS Curzate at 0.09 kg/acre. Manzate Max + Curzate: Manzate Max at 0.854 - 1 L/acre PLUS Curzate at 0.09 kg/acre.	Late blight ( <i>Phytophthora infestans</i> )	Initial applications should start when local conditions indicate that late blight is imminent. Apply no more than 7 applications per crop.

Note: Corteva Agriscience supports the use of Dithane Rainshield as a tank mix with Curzate.

**Application Information**

**How to Apply:** Ground and aerial application. Do not apply to sugar beet by air. **Water Volume:** Utilize sufficient water to obtain thorough coverage. See label for information on water volumes for specific crops.

**Application Tips**

Do not apply to a potato crop that is suffering from stress or any other factors contributing to a reduction in crop growth. Do not apply product during periods of intense rainfall or to soils saturated with water.

**How it Works**

A contact fungicide.

**Restrictions**

**Grazing:** Do not graze the treated crop or cut for hay. Do not use on alfalfa sprout crops for human consumption. Do not use seed crop residue for animal consumption. **Pre-harvest Intervals (Days):** Lentil - 35; potato - 1; sugar beet - 21; wheat - 40.

**Environmental Precautions**

All mancozeb-based products are toxic to fish. Do not apply when weather conditions favour drift from areas treated. Do not apply directly to water or to areas where surface water is present. Do not contaminate water by disposing of equipment washwater.

### Toxicity

Oral LD<sub>50</sub> (rats) = 5,000 mg/kg. Dermal LD<sub>50</sub> (rats) = > 2,000 - 5,000 mg/kg.

### Storage

Store in a cool, dry, ventilated place away from fire and sparks.

## Double Nickel LC/Double Nickel 55

Bio fungicide

### Formulation

Product	Company	Active ingredient	Formulation	Container size
<b>Double Nickel LC</b> (PCP# 31887)	Certis USA distributed by UAP Canada	<i>Bacillus amyloliquefaciens</i> strain D747 1 x 10 <sup>10</sup> spores/mL	Aqueous suspension	9.46 L, 500 L
<b>Double Nickel 55</b> (PCP# 31888)	Certis USA distributed by UAP Canada	<i>Bacillus amyloliquefaciens</i> strain D747 5 x 10 <sup>10</sup> spores/mL	Water dispersible granule	2.2 kg

### Crops, Diseases Controlled, Rates and Staging

Crops	Diseases suppressed	Rate per acre		Staging and specific comments
		Double Nickel LC	Double Nickel 55	
Potato	White mould ( <i>Sclerotinia sclerotiorum</i> )	Moderate/high disease pressure: 2.0 - 5.0 L Low disease pressure: 0.40 - 2.0 L	Moderate/high disease pressure: 0.4 - 1.0 L Low disease pressure: 0.08 - 0.4 L	Begin preventive applications when conditions are favourable for disease development. Repeat applications every 3 - 10 days for as long as conditions favour disease development.
	Early blight ( <i>Alternaria solani</i> )	1.0 - 4.0 L	0.2 - 0.8 L	Apply between onset of crop cover to tuber formation. Use higher rates under moderate/higher disease pressure.
	Black scurf ( <i>Rhizoctonia solani</i> )	Soil application: 0.40 - 2.0 L	Soil application: 0.08 - 0.4 L	Apply at planting. See label for directions on soil applications.
Soybean	White mould ( <i>Sclerotinia sclerotiorum</i> )	1.0 - 4.0 L	0.2 - 0.8 L	Apply from early flowering until pod set. Repeat applications every 3 - 10 days for as long as conditions favour disease development. Use higher rates under moderate/higher disease pressure.

### Application Information

**How to Apply:** Ground application only. Do not apply by air. **Water Volume:** Use sufficient water volume to ensure thorough coverage of plant foliage.

### How it Works

The active ingredient is a beneficial bacterium that colonizes the plant surfaces preventing the establishment of disease-causing fungi and bacteria.

### Restrictions

**Pre-harvest Interval:** Can be applied up to and including the day of harvest.

**Double Nickel LC/Double Nickel 55 (cont'd)****Environmental Precautions**

Avoid application when heavy rain is forecast. Do not contaminate irrigation or drinking water supplies or aquatic habitats by cleaning of equipment or disposal of wastes.

**Toxicity**

Oral LD<sub>50</sub> (rats) = > 5,000 mg/kg. Dermal LD<sub>50</sub> (rats) > 5,050 mg/kg.

**Storage**

Store in original container out of direct sunlight at a temperature of 4 - 25°C. Product can be stored for up to two years.

# Dyax

**Group 7, 11****Formulation**

Product	Company	Active ingredient	Formulation	Container size
Dyax (PCP# 32746)	BASF Canada	Fluxapyroxad: 250 g/L Pyraclostrobin: 250 g/L	Suspension concentrate	9.6 L

**Crops, Diseases Controlled, Rates and Staging**

Crops	Diseases controlled	Rate per acre	Staging and specific comments
Chickpea	Ascochyta blight ( <i>Ascochyta rabiei</i> ), white mould suppression ( <i>Sclerotinia sclerotiorum</i> )	160 mL	Apply at the beginning of flowering or at the onset of symptoms prior to row closure of field pea, lentil, chickpea and faba bean. Apply at 20 - 50% flowering or at the onset of symptoms to control Asian soybean rust and suppress frog eye leaf spot and septoria brown spot in soybeans. Apply at 20 - 50% flowering to suppress sclerotinia stem rot.  If disease persists or weather conditions are favourable for disease development, make a second application 10 - 14 days later with a fungicide that contains a different mode of action. Do not make sequential applications of Dyax.
Field pea	Mycosphaerella blight ( <i>Mycosphaerella pinodes</i> ), powdery mildew ( <i>Erysiphe pisi</i> ), ascochyta blight ( <i>Ascochyta pinodes</i> ), Asian soybean rust ( <i>Phakopsora pachyrhizi</i> ), white mould suppression ( <i>Sclerotinia sclerotiorum</i> )	160 mL	
Lentil	Ascochyta blight ( <i>Ascochyta lentis</i> ), anthracnose ( <i>Colletotrichum truncatum</i> ), white mould suppression ( <i>Sclerotinia sclerotiorum</i> )	160 mL	
Faba bean	Asian soybean rust ( <i>Phakopsora pachyrhizi</i> ), Ascochyta blight suppression ( <i>Ascochyta spp.</i> ), white mould suppression ( <i>Sclerotinia sclerotiorum</i> )	160 mL	
Soybean	Asian soybean rust ( <i>Phakopsora pachyrhizi</i> ). Suppression: frog eye leaf spot ( <i>Cercospora soja</i> ), septoria brown spot ( <i>Septoria glycines</i> ), sclerotinia stem rot ( <i>Sclerotinia sclerotiorum</i> )	160 mL	
Dry bean	Rust ( <i>Uromyces appendiculatus</i> ), anthracnose ( <i>Colletotrichum lindemuthianum</i> ), Asian soybean rust ( <i>Phakopsora pachyrhizi</i> ), powdery mildew ( <i>Erysiphe spp.</i> )	160 mL	
	Suppression of white mould ( <i>Sclerotinia sclerotiorum</i> )	240 - 320 mL	

**Application Information**

**How to Apply:** Ground and aerial application. **Water Volume:** Ground: 40 L/acre minimum. Aerial: 20 L/acre minimum.

**Application Tips**

Good coverage is essential for effective disease control, and higher water volumes tend to increase performance with dense canopies. The use of a non-ionic surfactant (0.125% v/v) is recommended.

## How it Works

The active ingredient fluxapyroxad is a SDHI fungicide with systemic activity. The active ingredient pyraclostrobin is a member of the strobilurins class of chemistry used as a broad-spectrum fungicide.

## Restrictions

**Rainfall:** Avoid application when heavy rain is forecast. Rainfast in 1 hour. **Grazing:** All crops can be grazed or fed to livestock. For livestock feeding and grazing, observe minimum pre-harvest intervals specified for each crop.

**Pre-harvest Interval:** 30 days: dry pea, lentil, chickpea, faba bean and dry bean. 21 days: soybean. **Re-cropping:** Tuberos and corm vegetables, sugar beet, legume vegetables, fruiting vegetables, pome fruits, stone fruits, cereals and oilseeds may be planted immediately following the last application. One year for all other crops.

## Environmental Precautions

Observe buffer zones specified on the label. The use of this chemical may result in contamination of groundwater particularly in areas where soils are permeable and/or depth of the water table is shallow. Toxic to aquatic organisms, small mammals and non-target terrestrial plants.

## Toxicity

Oral LD<sub>50</sub> (rats) => 50 - < 2,000 mg/kg. Dermal LD<sub>50</sub> (rats) => 5,000 mg/kg.

## Storage

Store in original container. Protect from freezing.

# Elatus

Group 7, 11

## Formulation

Product	Company	Active ingredient	Formulation	Container size
Elatus A (PCP# 31973)	Syngenta	Azoxystrobin: 250 g/L	Suspension	8.1 L
Elatus B (PCP# 31977)		Benzovindiflupyr: 100 g/L	Emulsifiable concentrate	8.1 L

## Crops, Diseases Controlled, Rates and Staging

Crops	Diseases controlled	Rate per acre	Staging and specific comments
Field pea	Aschochyta blight ( <i>Aschochyta</i> spp.), Mycosphaerella blight ( <i>Mycosphaerella pinodes</i> ), powdery mildew ( <i>Microsphaera diffusa</i> , <i>Erysiphe pisi</i> , <i>E. polygoni</i> ). Suppression of sclerotinia ( <i>Sclerotinia sclerotiorum</i> )	Elatus A: 200 mL Elatus B: 200 mL	For Aschoyta/Mcyosphaerella, the first application must be before disease is established and no later than the onset of flowering. A second application can be made 10 - 14 days after the first application, when the disease pressure is high or weather conditions are conducive to disease development or movement. For powdery mildew, make the first application at 5% infection, followed by a second application 10 days later if conditions are favourable for disease development.
Chickpea, lentil	Aschochyta blight ( <i>Aschochyta</i> spp.), Mycosphaerella blight ( <i>Mycosphaerella</i> spp.), Anthracnose ( <i>Collectotrichum</i> spp.), Suppression of sclerotinia ( <i>Sclerotinia sclerotiorum</i> )	Elatus A: 200 mL Elatus B: 200 mL	The first application must be before disease is established and no later than the onset of flowering. A second application can be made 10 - 14 days after the first application, when the disease pressure is high or weather conditions are conducive to disease development.

**Elatius (cont'd)**

Crops	Diseases controlled	Rate per acre	Staging and specific comments
Potato, in-furrow application	Stem and stolon canker and black scurf ( <i>Rhizoctonia solani</i> ), silver scurf ( <i>Helminthosporium solani</i> ). Suppression of Verticillium wilt ( <i>Verticillium dahliae</i> )	Elatius A: 4 - 6 mL/100 m row Elatius B: 200 - 300 mL/acre	Make an in-furrow application in a water volume of 20 - 60 L at planting. Apply the spray in a narrow band over the seed piece. See label for more details on in-furrow applications.

**Application Information**

**How to Apply:** Ground and aerial application. Water volume: Ground: 40 L/acre minimum. Aerial: 20 L/acre.

**Application Tips**

Use sufficient water volume to provide uniform coverage. Do not apply more than two applications of Elatus per season.

**How it Works**

Elatius is a broad-spectrum product containing two fungicides. It has preventive and systemic properties and is recommended for the control of many important diseases.

**Restrictions**

**Rainfall:** Rainfast 2 hours after application. **Pre-harvest Interval:** 15 days. **Re-entry:** Do not enter treated fields for 12 hours after application. **Grazing:** Do not feed dried pea vines to livestock. **Re-cropping:** Potato and tuberous and corm vegetables subgroup, dried shelled pea and bean, soybean, fruiting vegetables crop group, cucurbit vegetables, cereals (wheat, barley, oats, rye, triticale), corn (sweet, pop and specialty), rapeseed subgroup and all crops registered for use with azoxystrobin have no (0 days) re-cropping restrictions. All other crops intended for food or feed have a 180-day re-cropping restriction.

**Environmental Precautions**

Toxic to aquatic organisms. Observe a buffer zone of 1 m around freshwater habitats. Benzovindiflupyr and azoxystrobin are persistent, and it is recommended that they are not used in areas treated with these products in the previous season.

**Toxicity**

Azoxystrobin: Oral LD<sub>50</sub> (rats) = > 2,000 mg/kg. Dermal LD<sub>50</sub> (rats) = > 2,000 mg/kg.  
Benzovindiflupyr: Oral LD<sub>50</sub> (rats) = 550 mg/kg. Dermal LD<sub>50</sub> (rats) = > 5,000 mg/kg.

**Storage**

Keep in original container. Store in a cool, dry, well ventilated area. Do not store below 0°C.

# Evito

**Group 11****Formulation**

Product	Company	Active ingredient	Formulation	Container size
Evito (PCP# 30408)	UPL AgroSolutions Canada	Fluoxastrobin: 480 g/L	Suspension concentrate	4.8 L

## Crops, Diseases Controlled, Rates and Staging

Crops	Diseases controlled	Rate per acre	Staging and specific comments
Wheat	Leaf rust ( <i>Puccinia triticina</i> ), stripe rust ( <i>Puccinia striiformis</i> ), stem rust ( <i>Puccinia graminis</i> ), tan spot ( <i>Pyrenophora tritici-repentis</i> )	59 - 118 mL	Apply preventively and repeat if needed after 14 - 21 day intervals. Use higher rates and shorter intervals when disease pressure is high. Ideal timing is at Feekes 9 (flag leaf), prior to disease development. Applications can be made between Feekes 5 (pseudostem formation or end of tillering) and 10.5 (late head emergence).
	Powdery mildew ( <i>Erysiphe graminis</i> )	74 - 118 mL	
	Septoria leaf blotch ( <i>Septoria tritici</i> ) suppression	59 - 118 mL	
Barley	Leaf rust ( <i>Puccinia hordei</i> ), stripe rust ( <i>Puccinia striiformis</i> ), stem rust ( <i>Puccinia graminis</i> ), net blotch ( <i>Pyrenophora teres</i> )	59 - 118 mL	
Oats	Stem rust ( <i>Puccinia graminis</i> ), Crown rust ( <i>Puccinia coronata</i> ), septoria leaf blotch ( <i>Septoria avenae</i> ) suppression	59 - 118 mL	
Corn	Common rust ( <i>Puccinia sorghi</i> ), Southern corn leaf blight ( <i>Cochliobolus heterostrophus</i> ), grey leaf spot ( <i>Cercospora maydis</i> )	59 - 120 mL	Apply preventively and repeat if needed after 7 - 10 day intervals. Use higher rates and shorter intervals when disease pressure is high.
	Northern corn leaf blight ( <i>Setosphaeria turcica</i> , anamorph: <i>Exserohilum turcicum</i> ) suppression		
Soybean	Frogeye leaf spot ( <i>Cercospora sojina</i> )	59 - 120 mL	Apply preventively and repeat if needed after an interval of 14 - 21 days. Use higher rates and shorter intervals when disease pressure is high. Do not apply later than R6 (full seed).
Canola	Sclerotinia stem rot/White mould ( <i>Sclerotinia sclerotiorum</i> )	59 - 118 mL	Apply at 20 - 50% bloom. If needed a second application can be made 7 - 14 days later. Use the higher rates and shorter interval when disease pressure is high.
Potato	Late blight ( <i>Phytophthora infestans</i> ) suppression	112 mL	Apply preventively and repeat on a 7-day interval. If disease symptoms develop, switch to a fungicide with a different mode of action.
	Black scurf ( <i>Rhizoctonia solani</i> )	1.55 - 2.33 mL product/100 m row	Apply as an in-furrow application or banded application shortly after plant emergence, during herbicide application or cultivation.

### Registered Tank Mixes

Wheat and barley: propiconazole, tebuconazole, Caramba, Proline 480 SC, Prosaro 250 EC.

Corn: propiconazole (field, seed, sweet), chlorothalonil (sweet corn only).

Soybean: propiconazole and tebuconazole.

Potato: chlorothalonil, mancozeb and metiram.

### Application Information

**How to Apply:** Ground and aerial application. **Water Volume:** Ground: Minimum of 80 L/acre. Aerial: 20 L/acre.

### Application Tips

Good coverage is essential for effective disease control; use sufficient water to ensure thorough coverage of plants.

### How it Works

Evito 480SC Fungicide is a systemic fungicide that works by interfering with respiration in plant pathogenic fungi and is an inhibitor of spore germination and mycelial growth.

**Evito (cont'd)****Restrictions**

**Rainfall:** Avoid application when heavy rain is forecast. **Pre-harvest Intervals:** Cereals: Do not apply within 7 days of harvest for hay and forage or within 40 days of harvest for grain. Corn: Do not apply within 7 days of harvest of sweet corn or within 30 days of harvest for grain corn. Soybean: Do not apply beyond R6 (full seed). Potato: Do not apply within 7 days of harvest. **Re-entry:** Do not re-enter treated areas for at least 12 hours.

**Environmental Precautions**

Toxic to aquatic organisms. Observe buffer zones as specified on the label. To reduce runoff from treated area into aquatic habitats, avoid application to areas with a moderate to steep slope, compacted soil or clay.

**Toxicity**

Oral LD<sub>50</sub> (rats) > 5,000 mg/kg. Dermal LD<sub>50</sub> (rats) > 5,000 mg/kg.

**Storage**

Store in cool, dry place. Do not freeze.

# Folicur 250 EW/Palliser/Hornet 432 F

Group 3

**Formulation**

Product	Company	Active ingredient	Formulation	Container size
Folicur 250 EW (PCP# 29820)	Bayer CropScience	Tebuconazole: 250 g/L	Emulsion in water	8.1 L
Palliser (PCP# 30491)	Loveland Canada Products	Tebuconazole: 432 g/L	Suspension	9.46 L
Hornet 432 F (PCP# 32500)	Nufarm Agriculture	Tebuconazole: 432 g/L	Suspension	9.46 L

**Crops, Diseases Controlled, Rates and Staging**

Crops	Diseases	Rate per acre		Staging
		Folicur 250 EW	Palliser/Hornet	
Wheat	Suppression of fusarium head blight ( <i>Fusarium graminearum</i> ), control of septoria glume blotch ( <i>Stagnospora nodorum</i> )	202 mL	118 mL	Timing of application is critical. Apply within the time period from when at least 75% of the wheat heads on the main stem are fully emerged to when 50% of the heads on the main stem are in flower.
	Rusts (leaf, stem and stripe) ( <i>Puccinia triticina</i> , <i>P. graminis</i> , <i>P. striiformis</i> ), septoria (leaf blotch) ( <i>Septoria tritici</i> ), tan spot ( <i>Pyrenophora tritici-repnetis</i> )	153 - 202 mL	89 - 118 mL	Apply to leaf foliage at the first sign or very early stage of disease, especially if weather conditions are conducive to disease development, up to the end of the flowering stage.
	Powdery mildew ( <i>Erysiphe graminis</i> )	202 mL	118 mL	
Barley	Net blotch ( <i>Pyrenophora teres</i> ), spot blotch ( <i>Cochliobolus sativus</i> ), scald ( <i>Rhynchosporium secalis</i> ), rusts (leaf, stem and stripe) ( <i>Puccinia hordei</i> , <i>P. graminis</i> , <i>P. striiformis</i> ), septoria leaf blotch ( <i>Septoria passerinii</i> ), powdery mildew ( <i>Erysiphe graminis</i> )	153 - 202 mL	89 - 118 mL	Apply at the very early stage of disease development. Use the higher rate when weather conditions are conducive to heavy disease development.



Crops	Diseases	Rate per acre		Staging
		Folicur 250 EW	Palliser/Hornet	
Oats	Crown rust ( <i>Puccinia coronate</i> ), stem rust ( <i>Puccinia graminis</i> )	153 mL	89 mL	Apply at the very early stage of disease development
	Stagnospora ( <i>Septoria</i> ) leaf blotch and black stem, Phaeosphaeria ( <i>Leptosphaeria</i> ) avenaria f. sp. avenaria ( <i>Stagnospora avenae</i> syn. <i>Septoria avenae</i> )	153 - 202 mL	NR*	Use the higher rate when weather conditions are conducive to heavy disease development.
Soybean	Asian soybean rust ( <i>Phakopsora pachyrhizi</i> ), frogeye leaf spot ( <i>Cercospora sojina</i> ), powdery mildew ( <i>Microspora diffusa</i> )	153 - 202 mL	NR*	Apply when the first symptoms of disease can be found or when the risk of infection is imminent. Use the higher rate when disease pressure is severe.

\* Not registered.

### Registered Tank Mixes

Folicur 250 EW/Palliser/Hornet can be tank mixed with certain pesticides for control of early season leaf diseases, weeds and insects. Refer to label for registered pesticide products. Bayer CropScience supports the following tank mixes. Apply mixes to the most restrictive use limitations for either product. Insecticides: Decis, Lorsban, Sevin XLR Plus.

### Application Information

**How to Apply:** Ground and aerial application. **Water Volume:** Ground: 40 L/acre minimum. Aerial: 20 L/acre.

### Application Tips

Spray coverage is essential; ensure thorough coverage of all wheat heads for optimal suppression of Fusarium head blight. Always use a non-ionic surfactant with Palliser such as Agral 90 or AgSurf at 0.125% v/v. Folicur does not require the use of a non-ionic surfactant.

### How it Works

Tebuconazole is a broad-spectrum fungicide for disease control in cereals with preventive, curative and eradivative properties.

### Restrictions

**Grazing:** Do not allow livestock to graze or feed green forage to livestock prior to 6 days after application. Straw cut after harvest may be fed or used for bedding. **Pre-harvest Intervals:** Do not apply within 36 days of harvest for wheat, barley and oats. Do not apply within 20 days of harvest for soybean. **Re-entry:** Do not enter treated fields for 12 hours after application. **Maximum Allowable Applications:** A maximum of one application per crop season. **Re-cropping:** Treated areas may be replanted following harvest with any crop listed on the label. Do not replant treated areas for 120 days after last application for crops not listed on the label.

### Environmental Precautions

Tebuconazole is toxic to birds, small wild animals, aquatic organisms and non-target plants. Do not apply directly to water or to areas where surface water is present. Do not contaminate irrigation or drinking water supplies or aquatic habitats by cleaning of equipment or disposal of wastes. Do not apply by ground or air within 30 metres of aquatic areas.

### Toxicity

Oral LD<sub>50</sub> (rats) = > 200 - < 2,000 mg/kg. Dermal LD<sub>50</sub> (rats) = > 4,000 mg/kg.

### Storage

Store in a cool, dry place and prevent cross contamination with other pesticides, fertilizers, food, and feed.

# Fontelis

Group 7

## Formulation

Product	Company	Active ingredient	Formulation	Container size
Fontelis (PCP# 30331)	Corteva Agriscience	Penthiopyrad: 200 g/L	Suspension	3.79 L

## Crops, Diseases Controlled, Rates and Staging

Crops	Diseases controlled	Rate per acre	Staging and specific comments
Alfalfa	Sclerotinia stem rot ( <i>Sclerotinia sclerotiorum</i> )	506 - 708 mL	Begin applications prior to disease development and continue on a 7 - 14 day interval. Use higher rate and shorter interval when disease pressure is high.

## Registered Tank Mixes

None registered.

## Application Information

**How to Apply:** Ground and aerial application. **Water Volume:** Ground: 45 L/acre. Aerial: 16 L/acre.

## Application Tips

Use sufficient water to obtain thorough coverage of plants. Do not apply under periods of dead calm. Avoid application of this product when winds are gusty.

## How it Works

The active ingredient penthiopyrad is a carboxamide fungicide with broad spectrum, locally systemic and curative properties recommended for foliar and soil-borne plant diseases.

## Restrictions

**Rainfall:** Rainfast 30 minutes after application. **Grazing:** Do not graze until 14 days after application.

**Pre-harvest Intervals:** 14 days. **Re-entry:** Do not re-enter treated area until 12 hours after application.

**Re-cropping:** Crops and crop groups that are on this label and the following list of crops and crop groups may be planted immediately after harvest: Canola, cereal grains crop group (barley, oats, rye, sorghum, wheat; except rice), corn (all types), cotton, legume vegetables crop subgroup (dried shelled pea and bean), soybean, sugar beet, sunflower, tuberous and corm vegetables and leaves crop subgroup (potato). All other crops cannot be planted until 12 months after the last application of Fontelis. **Maximum Number of Applications:** Do not exceed 2 consecutive applications of this product before switching to a fungicide with a different mode of action.

**Maximum seasonal use rate:** Alfalfa: 1.42 L/acre.

## Environmental Precautions

Toxic to aquatic organisms. Observe buffer zones specified on the label. To reduce runoff from treated areas into aquatic habitats, avoid application to areas with a moderate to steep slope, compacted soil or clay. Avoid application when heavy rain is forecast. Refer to label for buffer zones.

## Toxicity

Oral LD<sub>50</sub> (rats) = >5,000 mg/kg. Dermal LD<sub>50</sub> (rats) = > 5,000 mg/kg.

## Storage

Store product in original container only, away from other pesticides, fertilizer, food or feed.

# Forum

Group 40

## Formulation

Product	Company	Active ingredient	Formulation	Container size
Forum (PCP# 32026)	BASF Canada	Dimethomorph: 500 g/L	Suspension concentrate	4.5 L

## Crops, Diseases Controlled, Rates and Staging

Crops	Diseases controlled	Rate per acre	Staging and specific comments
Potato	Late blight ( <i>Phytophthora infestans</i> ) (foliar)	182 mL	Make the first application when disease threatens or when visible signs of disease occur in nearby fields. Apply every 5 - 7 days under high pressure or every 7 - 10 days under low pressure.
	Late blight ( <i>Phytophthora infestans</i> ) storage rot	182 mL	Apply after first desiccation (or when stems are visible) to target stem lesions.

## Application Information

**How to Apply:** Ground and aerial application. **Water Volume:** Ground: 80 L/acre minimum. Aerial: 20 L/acre minimum.

## Application Tips

Do not apply Forum alone. Always tank mix Forum with one of the following: PolyGram DF, Dithane DG Rainshield or Bravo 500 at label rates.

## How it Works

Forum has protectant, systemic and antispore activity. Forum penetrates the plant and moves upward to protect leaves and stems by controlling spores.

## Expected Results

Control of foliar late blight. Suppression of late blight storage rot.

## Restrictions

**Pre-harvest Interval:** 4 days. **Rainfall:** Apply to dry foliage. Do not apply if rain is likely within 2 to 3 hours of application. **Re-cropping:** Do not plant a new crop in the treated area within 30 days of the last application.

## Environmental Precautions

Forum tank-mix combinations are toxic to fish and aquatic organisms. **Runoff:** To reduce runoff from treated areas into aquatic habitats, avoid applications to areas with a moderate to steep slope, compacted soil or clay.

## Toxicity

Mammalian toxicity. Acute oral LD<sub>50</sub> (rats) = 2,939 mg/kg.

## Storage

Store under cool, dry conditions in secure, well-ventilated buildings, away from foodstuffs and animal feed.

# Fullback 125 SC

Group 3

## Formulation

Product	Company	Active ingredient	Formulation	Container size
Fullback 125 SC (PCP# 31679)	FMC Corporation distributed by Belchim Crop Protection Canada	Flutriafol: 125.08 g/L	Suspension concentrate	1.5 L

## Crops, Diseases Controlled, Rates and Staging

Crops	Diseases controlled	Rate per acre	Staging and specific comments
Soybean	Asian soybean rust ( <i>Phakopsora pachyrhizi</i> )	207 - 414 mL	Maximum of 3 applications during the growing season. Do not exceed 829 mL/acre per season. Apply only to soybean harvested for dry seed.
	Cercospora blight and leaf spot ( <i>Cercospora kikuchii</i> ), frog-eye leaf spot ( <i>Cercospora sojina</i> ), brown spot ( <i>Septoria glycines</i> )	207 - 414 mL	Apply when soybean plants are in the R3 growth stage (early pod fill) or when environmental conditions favour disease development. Maximum of 3 applications during the growing season. Do not exceed 828 mL/acre per season. Apply only to soybean harvested for dry seed.

## Registered Tank Mixes

For Asian soybean rust, Fullback 125 SC may be tank mixed with Headline EC.

## Application Information

**How to Apply:** Ground application only. Do not apply by air. **Water Volume:** Ground: 40 L/acre minimum.

## Application Tips

Good coverage is essential for effective disease control; use sufficient water to ensure thorough coverage of plants.

## How it Works

Fullback 125 SC is a DMI fungicide. Inhibits ergosterol synthesis causing fungal cell wall collapse and reduced hyphal growth. Provides contact and systemic activity and has both protective and eradicant action.

## Restrictions

**Rainfall:** Disease control will be reduced if rainfall occurs within 2 hours of application. **Pre-harvest Intervals:** Do not apply within 21 days of harvest. **Re-entry:** Do not re-enter treated areas for at least 12 hours. **Grazing:** Do not feed forage or hay to animals or permit animals to graze.

## Environmental Precautions

Toxic to aquatic organisms and non-target terrestrial plants. Observe buffer zones as specified on the label. To reduce runoff from treated area into aquatic habitats, avoid application to areas with a moderate to steep slope, compacted soil or clay.

## Toxicity

Oral LD<sub>50</sub> (rats) > 3,000 mg/kg. Dermal LD<sub>50</sub> (rabbit) > 4,000 mg/kg.

## Storage

Store in cool, dry place.

# Gavel 75 DF

Group M, 22

## Formulation

Product	Company	Active ingredient	Formulation	Container size
Gavel 75 DF (PCP# 26842)	Gowan	Mancozeb: 66.7% Zoxamide: 8.3%	Dry flowable	13.6 kg

## Crops, Diseases Controlled, Rates and Timing

Crop	Diseases	Rate per acre	Staging
Potato	Early blight ( <i>Alternaria solani</i> ), late blight ( <i>Phytophthora infestans</i> )	0.69 kg	Begin applications at the first sign of disease or when blight is reported in the area. Apply every 7 days under low disease pressure and environmental conditions unfavourable for disease development.
		0.90 kg	Apply every 7 days under high disease pressure when either disease is present or environmental conditions favour continued disease development.

## Registered Tank Mixes

None registered.

## Application Information

**How to Apply:** Ground and aerial application. **Water Volume:** Ground: 90 L/acre. Aerial: 18 to 36 L/acre.

## Application Tips

Optimum disease control is achieved when the fungicide is applied in a regularly scheduled preventive spray program. Maximum of 6 applications per season. Under high disease pressure, use higher water volume to provide better crop coverage.

## How it Works

The active ingredient zoxamide is a benzimidazole-type fungicide with contact activity. The mancozeb component is a dithiocarbamate fungicide with contact activity.

## Restrictions

**Pre-harvest Intervals:** Do not apply within 3 days of harvest. **Re-cropping:** A 30-day interval is required before planting leafy vegetables and root and tuber vegetables. For all other crops not included on the label, a 140-day interval is required.

## Environmental Precautions

Toxic to fish. For terrestrial uses, do not apply directly to water and to areas where surface water is present. Do not contaminate water when disposing of equipment washwaters or disposing of wastes. See label for details on buffer zone requirements.

## Toxicity

Oral LD<sub>50</sub> (rats) = 5,000 mg/kg. Dermal LD<sub>50</sub> (rats) = > 5,000 mg/kg.

## Storage

Keep away from fire and sparks. Store in a cool, dry, well ventilated area.

# Headline EC/MPower Spade

Group 11

## Formulation

Product	Company	Active ingredient	Formulation	Container size
Headline EC (PCP# 27322)	BASF Canada	Pyraclostrobin: 250 g/L	Emulsifiable concentrate	6.5 L, 120 L, 400 L
MPower Spade (PCP# 32927)	NewAgco Inc.	Pyraclostrobin: 250 g/L	Emulsifiable concentrate	6.5 L, 120 L

## Crops, Diseases Controlled, Rates and Timing

Crops	Diseases	Rate per acre	Staging
Wheat	Leaf rust ( <i>Puccinia recondita</i> ), septoria leaf spot ( <i>Septoria tritici</i> or <i>Leptosphaeria nodorum</i> ), tan spot ( <i>Pyrenophora tritici-repentis</i> )	0.12 - 0.24 L	Apply immediately after flag stage. Use the higher rate to obtain extended protection with maximum yield benefits. Apply a second time 10 - 14 days later with a fungicide that contains a different mode of action if disease persists, or weather conditions are favourable for disease development.
	Powdery mildew ( <i>Erysiphe graminis</i> f. sp. <i>tritici</i> ), spot blotch ( <i>Cochliobolus sativus</i> ), stripe rust ( <i>Puccinia striiformis</i> )	0.16 - 0.24 L	
Barley	Net blotch ( <i>Pyrenophora teres</i> )	0.12 - 0.24 L	
	Scald ( <i>Rhynchosporium secalis</i> ), spot blotch ( <i>Cochliobolus sativus</i> ), stripe rust ( <i>Puccinia striiformis</i> )	0.16 - 0.24 L	
Corn	Common rust ( <i>Puccinia sorghi</i> ), gray leaf spot ( <i>Cercospora zeae-maydis</i> )	0.16 - 0.24 L	
Oats	Crown rust ( <i>Puccinia coronata</i> )	0.12 - 0.16 L	
Rye	Leaf rust ( <i>Puccinia recondita</i> )	0.12 - 0.24 L	
	Powdery mildew ( <i>Erysiphe graminis</i> )	0.16 - 0.24 L	
Dry bean ( <i>Phaseolus</i> , <i>Vigna</i> and <i>Lupinus</i> spp.)	Anthracnose ( <i>Colletotrichum</i> spp.), mycosphaerella blight ( <i>Mycosphaerella</i> spp.), powdery mildew ( <i>Erysiphe</i> spp.), rust ( <i>Uromyces</i> spp.)	0.16 L	Apply at the beginning of flowering or at the onset of symptoms for the more aggressive diseases (e.g. anthracnose in lentil). Apply a second time 10 - 14 days later with a fungicide that contains a different mode of action if disease persists, or weather conditions are favourable for disease development.
	Asian soybean rust ( <i>Phakospora pachyrhizi</i> )	0.16 - 0.24 L	
Dry pea (field), faba bean	Mycosphaerella blight ( <i>Mycosphaerella</i> spp.), powdery mildew ( <i>Erysiphe</i> spp.)	0.16 L	
	Asian soybean rust ( <i>Phakopsora pachyrhizi</i> )	0.16 - 0.24 L	
Lentil	Anthracnose ( <i>Colletotrichum</i> spp.), Ascochyta blight ( <i>Ascochyta</i> spp.)	0.16 L	
Succulent bean and pea ( <i>Phaseolus</i> , <i>Vigna</i> and <i>Pisum</i> spp.)	Ascochyta blight ( <i>Ascochyta</i> spp.), Mycosphaerella blight ( <i>Mycosphaerella</i> spp.), rust ( <i>Uromyces</i> spp.), Asian soybean rust ( <i>Phakopsora pachyrhizi</i> )	0.16 - 0.24 L	
Chickpea	Ascochyta blight ( <i>Ascochyta rabeil</i> )	<b>Note:</b> Headline EC must be tank mixed at a rate of 0.16 - 0.24 L/acre with Lance WDG at 0.14 - 0.17 L/acre.	

Crops	Diseases	Rate per acre	Staging
Flax	Pasmo ( <i>Septorici linicolu</i> )	0.12 - 0.16 L	Flax: At the mid-flower stage (7 - 10 days after the initiation of flowering). Sugar beet: Apply at the onset of disease.
Soybean	Asian soybean rust ( <i>phakosporu pachyrlizi</i> ), frog eye leaf spot ( <i>Cercospora sojina</i> )	0.16 - 0.24 L	
Sugar beet	Cerecospora leaf spot, ( <i>Cercospora beticola</i> ), powdery mildew ( <i>Erysiphe betae</i> )	0.27 - 0.36 L	
Bluegrasses, fescues, ryegrasses	Leaf and stem rust ( <i>Puccinia recondita</i> ; <i>P. graminis</i> ), powdery mildew (suppression) ( <i>Erysiphe graminis</i> )	0.16 - 0.27 L	Apply prior to disease development and apply a second time 14 - 21 days later with a fungicide that contains a different mode of action if disease persists. Use the higher rate and shorter interval when disease pressure is high.
Alfalfa	Common leaf spot ( <i>Pseudopeziza medicagnisis</i> )	0.16 L	Apply at beginning of flowering (10 - 30% bloom) or the onset of disease. Maximum 1 application per year.
Potato	Early blight ( <i>Alternaria solani</i> ) (spray interval 7 - 14 days)	0.18 - 0.27 L	Apply prior to row closure or when conditions become favourable for the development of disease. Do not make more than 1 application before alternating to an effective fungicide with a different mode of action for at least one application. Do not make more than 3 applications per season.
	Late blight ( <i>Phytophthora infestans</i> ) (spray interval 5 - 7 days)	0.18 - 0.27 L	
	Late blight ( <i>Phytophthora infestans</i> ) (spray interval 7 - 10 days)	0.18 - 0.27 L	In a tank mix with Bravo 500 or Polyram DF.
Rapeseed, canola, canola quality <i>Brassica juncea</i> , mustard (oilseed and condiment)	Black spot ( <i>Alternaria brassicae</i> and <i>A. raphani</i> )	0.12 - 0.16 L	Apply at 20 - 50% bloom for suppression to early pod stage (90% bloom) for control in canola.
	Black leg ( <i>Leptosphaeria maculans</i> )	0.12 - 0.16 L	Apply at the 2 - 6 leaf stage.
Sunflower	Rust (suppression) ( <i>Puccinia helianthi</i> )	0.12 - 0.16 L	For optimal disease suppression, apply prior to disease development.

### Registered Tank Mixes\*

Tank mix partner	Crops registered
Lance WDG	Canola, chickpea
Odyssey WDG	Group 2 tolerant canola, XCEED ( <i>Brassica juncea</i> )
Odyssey DLX	Group 2 tolerant canola
Equinox	All canola varieties, XCEED ( <i>Brassica juncea</i> )
Poast Ultra	All canola varieties
Liberty 150 SN, Liberty 200 SN	LibertyLink canola
Registered glyphosate products	Glyphosate tolerant canola
Bravo 500	Potato
Polyram DF	Potato

\*Note: Consult the label of the tank mix partner for diseases/weeds controlled, rates and timing of applications.

### Application Information

**How to Apply:** Ground sprayers, aerial application or by pivot or sprinkle irrigation. Do not apply registered tank mixes listed above in potato, chickpea and canola with pivot or sprinkler irrigation. **Water Volume:** Ground: 40 L/acre minimum except for potato and sugar beet where 80 L/acre minimum is recommended. Aerial: 20 L/acre minimum. Do not apply more than 0.16 L/acre of Headline EC by aerial application. Chemigation: Application must be made without the use of end guns.

**Headline EC/MPower Spade (cont'd)****Application Tips**

Good coverage is essential for effective disease control and higher water volumes tend to increase performance with dense canopies. Headline EC works best if it is applied in a preventive manner and performs best if applied in a regularly scheduled protective spray program. Do not apply more than 1 application of this product before alternating to a fungicide with an alternative mode of action.

**How it Works**

Headline EC has a protective effect because it inhibits spore germination and a curative effect due to the inhibition of mycelial growth and sporulation of the fungus on the leaf surface. Headline is systemic within the leaf. Headline applied to the top surface of the leaf binds tightly in the waxy cuticle and also moves to the lower surface where it provides dual-sided protection against disease entry.

**Restrictions**

**Rainfall:** Avoid application when heavy rain is forecast. Rainfast in 1 hour. **Grazing:** Do not graze treated corn crops within 6 days of application. Do not feed alfalfa hay or forage to livestock. All other crops listed can be grazed or fed to livestock. **Pre-harvest Interval:** Cereals - apply no later than the end of flowering. Corn - 7 days. Edible-podded legumes and succulent bean and pea - 7 days. Grasses (grown for seed) - 14 days. Potato - 3 days. Dry bean and field pea, faba bean, and lentil - 30 days. Soybean, canola, canola quality *Brassica juncea*, mustard (oilseed and condiment), rapeseed - 21 days. Sugar beet - 7 days. **Re-cropping:** A plant-back restriction of 14 days is required for all crops not on the label.

**Environmental Precautions**

Headline EC is toxic to aquatic organisms, non-target terrestrial plants and small mammals. Observe buffer zones specified on the label. **Runoff:** To reduce runoff from treated areas into aquatic habitats, avoid application to areas with a moderate to steep slope, compacted soil, or clay.

**Toxicity**

Oral LD<sub>50</sub> (rats) = 500 mg/kg. Dermal LD<sub>50</sub> (rats) = > 4,000 mg/kg.

**Storage**

Store in a cool, dry, locked, well ventilated area without floor drain.

# Kenja 400 SC Fungicide

**Group 7****Formulation**

Product	Company	Active ingredient	Formulation	Container size
Kenja 400 SC Fungicide (PCP# 31758)	ISK Biosciences Corporation distributed by Belchim Crop Protection Canada	Isfetamid: 400 g/L	Suspension	4 L

**Crops, Diseases Controlled, Rates and Staging**

Crops	Diseases	Rate per acre	Staging and specific comments
Field pea, lentil, chickpea, dry bean	White mould ( <i>Sclerotinia sclerotiorum</i> ) suppression	500 mL	Start applications prior to disease development. Use an interval of 7 - 14 days between applications. Do not make more than 2 sequential applications before rotating to a fungicide with a different mode of action. Do not apply more than 2 times a year.

**Application Information**

**How to Apply:** Ground application only. Do not apply by air. **Water Volume:** Use sufficient water volume to ensure adequate coverage of foliage.



**How it Works**

A broad spectrum fungicide with preventive, local systemic and curative properties for foliar diseases.

**Restrictions**

**Pre-harvest Interval:** 30 days. **Re-cropping:** Crops on this label may be planted immediately after the last treatment. Do not plant other crops not registered for this product within 30 days after the last application.

**Environmental Precautions**

Toxic to aquatic organisms, birds and small wild animals. Drift and runoff may be hazardous to aquatic organisms in water adjacent to treated areas.

**Toxicity**

Oral LD<sub>50</sub> (rats) = > 2,000 mg/kg. Dermal LD<sub>50</sub> (rabbit) = > 2,000 mg/kg.

**Storage**

Store in original container in a dry place.

## Kumulus DF/Cosavet DF Edge

Group M

**Formulation**

Product	Company	Active ingredient	Formulation	Container size
Kumulus DF (PCP# 18836)	BASF Canada	Sulphur: 80%	Water dispersible granules	25 kg
Cosavet DF Edge (PCP# 31869)	Sulphur Mills Ltd. distributed by Belchim Crop Protection Canada	Sulphur: 80%	Water dispersible granules	13.6 kg

**Crops, Diseases Controlled, Rates and Staging**

Crops	Diseases	Rate per acre	Staging and specific comments
Field pea	Powdery mildew ( <i>Erysiphe pisi</i> )	0.6 kg	Spray at first appearance of disease and repeat at 7 - 10 day intervals as necessary.

**Registered Tank Mixes**

Kumulus DF is compatible with Polyram DF. Do not mix with dinitro compounds, tetradifon or oils.

**Application Information**

**How to Apply:** Ground application only. Do not apply by air. **Water Volume:** 40 L/acre minimum.

**Application Tips**

Do not apply when rain or night frost is expected. Do not apply if temperature is above 27°C (in shade) and high humidity prevails or if any of the above conditions are expected within 3 days after the treatment. Do not apply under intense sunshine. Do not apply when weather favours drift. Do not use within 30 days of an oil spray.

**How it Works**

A contact and protectant fungicide.

**Restrictions**

**Pre-harvest Intervals:** Do not apply later than 1 day before harvest.

**Kumulus DF/Cosavet DF Edge (cont'd)****Environmental Precautions**

Do not apply directly to aquatic habitats. Avoid drift onto neighboring crops.

**Toxicity**

Oral LD<sub>50</sub> = > 2,000 mg/kg. Dermal LD<sub>50</sub> (rats) = > 2,000 mg/kg.

**Storage**

Store in cool, dry, well ventilated locked area without a floor drain.

# Lance AG

**Group 7, 11****Formulation**

Product	Company	Active ingredient	Formulation	Container size
Lance AG (PCP# 27495 and PCP# 27322)	BASF Canada	Boscalid: 70%	Wettable granules	3.5 kg Lance AG (A)
		Pyraclostrobin: 250 g/L	Emulsifiable concentrate	3.3 L Lance AG (B)

**Crops, Diseases Controlled, Rates and Staging**

Crops	Diseases	Rate per acre	Staging and specific comments
<b>Alfalfa (seed production only)</b>	Blossom blight ( <i>Sclerotinia sclerotiorum</i> , <i>Botrytis cinerea</i> ), common leaf spot ( <i>Pseudopeziza medicaginis</i> ), spring black stem ( <i>Phoma medicaginis</i> ), leaf spot ( <i>Leptosphaerulina briosiani</i> )	175 g Lance AG (A) and 165 mL Lance AG (B)	Apply at 10 - 30% bloom or at the onset of symptoms. If disease persists or weather conditions are favourable for disease development, apply a second application 10 - 14 days later with a fungicide that contains a different mode of action.
<b>Canola, mustard (oilseed and condiment)</b>	Sclerotinia stem rot ( <i>Sclerotinia sclerotiorum</i> ), black spot ( <i>Alternaria brassicae</i> and <i>raphani</i> )	140 g Lance AG (A) and 132 mL Lance AG (B)	Apply at 20 - 50% flowering to control sclerotinia stem rot and suppress black spot. For control of alternaria black spot, apply at late flowering to the early green pod stage. Do not make more than 2 applications per season.
<b>Chickpea and lentil</b>	Anthrachnose ( <i>Colletotrichum truncatum</i> ), Ascochyta blight ( <i>Ascochyta lentis</i> ), white mould ( <i>Sclerotinia sclerotiorum</i> ), grey mould ( <i>Botrytis cinerea</i> )	175 g Lance AG (A) and 165 mL Lance AG (B)	Apply at the beginning of flowering or at the onset of symptoms. In a planned two-pass application for lentil, product should be sprayed as a second pass 10 - 14 days after first application.
<b>Pea (dry)</b>	Ascochyta blight ( <i>Ascochyta</i> spp.), Mycosphaerella blight ( <i>Mycosphaerella pinodes</i> ), grey mould ( <i>Botrytis cinerea</i> ), powdery mildew ( <i>Erysiphe</i> spp.). Suppression of downy mildew ( <i>Peronospora viciae</i> )	175 g Lance AG (A) and 165 mL Lance AG (B)	Apply at the beginning of flowering or at the onset of symptoms. In a planned two-pass application, product should be sprayed as a second pass 10 - 14 days after first application.

**Application Information**

**How to apply:** Ground and aerial application. Ground: Alfalfa, canola, chickpea, dry pea, lentil. Aerial: Alfalfa, canola, chickpea, lentil. **Water Volume:** Ground: 40 L/acre minimum. Aerial: 20 L/acre minimum.

**Application Tips**

Good coverage is essential for effective disease control. Any reduction in water volume can reduce disease control.

## How it Works

The active ingredient boscalid is a carboximide (SDHI) fungicide with systemic activity. The active ingredient pyraclostrobin is a member of the strobilurin class of chemistry used as a broad-spectrum fungicide.

## Restrictions

**Rainfall:** Do not apply if rain is likely to occur within 3 hours of spraying. Avoid irrigation for 24 hours after application. **Grazing:** For alfalfa grown for seed production: Do not graze or feed treated hay to livestock. All other crops on label can be grazed or fed to livestock. **Pre-harvest Intervals:** Chickpea, lentil, pea – 30 days; canola, mustard – 21 days. Alfalfa grown for seed: Not applicable. **Re-entry:** Do not re-enter treated area for 12 hours after application or until dry. **Re-cropping:** Labelled crops can be planted immediately following application. All other crops not on the label can be planted 14 days after the last application.

## Environmental Precautions

Lance AG is toxic to aquatic organisms and non-target terrestrial plants. Observe buffer zones specified on the label. **Runoff:** Do not apply to areas where runoff is likely to occur. Boscalid is persistent and will carry over; it is recommended that Lance AG not be used in areas treated with this product during the previous season.

## Toxicity

Oral LD<sub>50</sub> (male/female rats) = > 2,000 mg/kg. Dermal LD<sub>50</sub> (rats) = > 2,000 mg/kg.

## Storage

Store in original container in a cool, dry area. Do not ship or store near food, feed, seed and fertilizers.

# Lance WDG

Group 7

## Formulation

Product	Company	Active ingredient	Formulation	Container size
Lance WDG (PCP# 27495)	BASF Canada	Boscalid: 70%	Wettable granules	2.83 kg

## Crops, Diseases Controlled, Rates and Timing

Crop	Diseases	Rate per acre	Staging and specific comments
<b>Field crops</b>			
<b>Alfalfa (seed production only)</b>	Blossom blight ( <i>Sclerotinia sclerotiorum</i> , <i>Botrytis cinerea</i> ), common leaf spot ( <i>Pseudopeziza medicaginis</i> ), spring black stem ( <i>Phoma medicaginis</i> ), leaf spot ( <i>Leptosphaerulina briosiani</i> )	170 g	Apply at 20 - 50% flowering to control blossom blight, common leaf spot and spring black stem. Apply every 7 - 14 days if disease persists or weather conditions are favourable for disease development. Do not make more than 3 applications per season.
<b>Canola, mustard (oilseed and condiment), XCEED (<i>Brassica juncea</i>)</b>	Sclerotinia stem rot ( <i>Sclerotinia sclerotiorum</i> ), black spot ( <i>Alternaria brassicae</i> and <i>raphani</i> )	142 g	Apply at 20 - 50% flowering to control sclerotinia stem rot and suppress black spot. Apply a second time 7 - 14 days later up to full bloom if disease persists or weather conditions are favourable for disease development. For control of alternaria black spot, apply at late flowering to the early green pod stage. Do not make more than 2 applications per season.

## Lance WDG (cont'd)

Crop	Diseases	Rate per acre	Staging and specific comments
Chickpea and lentil	Ascochyta blight** ( <i>Ascochyta</i> spp.), gray mould ( <i>Botrytis cinerea</i> ), white mould ( <i>Sclerotinia sclerotiorum</i> )	170 g	Apply at the beginning of flowering. Apply a second time 7 - 14 days later if disease persists or weather conditions are favourable for disease development. Do not make more than 2 applications per season.
Dry bean, faba bean	White mould ( <i>Sclerotinia sclerotiorum</i> )	227 - 312 g	Apply at 20 - 50% flowering. Apply a second time 7 - 14 days later if disease persists or weather conditions are favourable for disease development. Use the higher rate to obtain extended protection and maximum yield benefit. Do not make more than 2 applications per season.
Pea (dry)	Ascochyta blight ( <i>Ascochyta</i> spp.) gray mould ( <i>Botrytis cinerea</i> ), Mycosphaerella blight ( <i>Mycosphaerella</i> spp.)	170 g	Apply at the beginning of flowering. Apply a second time 7 - 14 days later if disease persists or weather conditions are favourable for disease development. Do not make more than 2 applications per season.
Potato	Early blight ( <i>Alternaria solani</i> )	70 - 126 g	Apply prior to disease development and at 14 days intervals. Do not make more than 4 applications per season.
	Late blight ( <i>Phytophthora infestans</i> )	70 - 126 g	Lance must be tank mixed with either Polyram DF or Bravo 500 at label rates for control of late blight. Apply prior to disease development.
Sunflowers	Suppression of <i>Sclerotinia</i> head rot ( <i>Sclerotinia sclerotiorum</i> ), suppression of leaf spot ( <i>Alternaria helianthi</i> )	142 - 259 g	For optimal disease suppression, apply at early flower. Use the higher rate and shorter interval when disease pressure is high or there is a history of disease in the field. One application per season.

\*\* For the control of ascochyta blight in chickpea, Lance should be mixed with 160 to 240 mL/acre Headline EC.

### Application Information

**How to Apply:** Ground and aerial application. Ground: Alfalfa, canola, chickpea, dry bean, faba bean, dry pea, lentil, potato. Aerial: Alfalfa, dry beans, faba bean, canola, chickpea, lentil, potato. **Pivot or sprinkler irrigation:** Alfalfa, canola, dry bean, faba bean, potato. **Water Volume:** Ground: 40 L/acre minimum. For pivot and sprinkler irrigation applications: Do not exceed 0.64 cm (1/4 inch) or 25,700 L/acre. Aerial: 16 L/acre minimum.

### Application Tips

Good coverage is essential for effective disease control. Any reduction in water volume can reduce disease control.

### How it Works

Lance provides a protective effect because it inhibits spore germination and a curative-eradicator effect because it inhibits mycelial growth and sporulation of the fungus on the leaf surface. Optimum disease control is achieved when Lance WDG fungicide is applied in a regularly scheduled preventive spray program and is used as a protective application.

### Restrictions

**Rainfall:** Do not apply if rain is likely to occur within 3 hours of spraying. Avoid irrigation for 24 hours after application. **Grazing:** For alfalfa grown for seed production: Do not graze or feed treated hay to livestock. All other crops on label can be grazed or fed to livestock. **Pre-harvest Intervals:** Canola, chickpea, dry bean, faba bean, lentil, mustard (oilseed types), pea - 21 days; potato - 30 days; succulent bean and pea - 7 days. **Re-entry:** Do not re-enter treated area for 12 hours after application or until dry. **Re-cropping:** Labelled crops can be planted immediately following application. All other crops not on the label can be planted 14 days after the last application.

### Environmental Precautions

Lance is toxic to aquatic organisms and non-target terrestrial plants. Observe buffer zones specified on the label. **Runoff:** Do not apply to areas where runoff is likely to occur. Boscalid is persistent and will carry over; it is recommended that this product not be used in areas treated with this product during the previous season.

**Toxicity**

Oral LD<sub>50</sub> (male/female rats) = > 2,000 mg/kg. Dermal LD<sub>50</sub> (rats) = > 2,000 mg/kg.

**Storage**

Store in original container in a cool, dry area. Do not ship or store near food, feed, seed and fertilizers.

# LifeGard WG

**Bio fungicide****Formulation**

Product	Company	Active ingredient	Formulation	Container size
LifeGard WG (PCP# 32526)	Certis USA distributed by UAP Canada	<i>Bacillus mycooides</i> isolate J 3 x 10 <sup>10</sup> spores/g	Wettable granules	0.454 kg

**Crops, Diseases Controlled, Rates and Staging**

Crops	Diseases suppressed	Rate	Staging and specific comments
Potato	White mould ( <i>Sclerotinia sclerotiorum</i> ), early blight ( <i>Alternaria solani</i> ), late blight ( <i>Phytophthora infestans</i> )	0.33 g per litre of water	Early and late blight: repeat applications at 7 day intervals. White mould: apply at 7 - 14 day intervals.
Sugar beet	Cercospora leaf spot ( <i>Cercospora beticola</i> )		Apply at 14-day intervals in rotation with fungicides labeled for this use.

**Application Information**

**How to Apply:** Ground application only. Do not apply by air. **Water Volume:** Use sufficient water for uniform coverage (80 L/acre).

**How it Works**

Contains a biological disease control agent (*Bacillus mycooides* isolate J, or BmJ) that reduces the occurrence and severity of plant disease.

**Restrictions**

**Pre-harvest interval:** Can be applied up to and including the day of harvest. **Re-entry interval:** 4 hours.

**Environmental Precautions**

May be toxic to bees. Do not apply this product if bees are visiting the treatment area. Avoid application when heavy rain is forecast. To avoid runoff from treated areas, avoid application to areas with moderate to steep slopes, compacted soil or clay.

**Toxicity**

Oral LD<sub>50</sub> (rats) = > 5,000 mg/kg. Dermal LD<sub>50</sub> (rats) > 5,050 mg/kg.

**Storage**

Store in original container at a temperature below 25°C. Product should be used within 16 months from manufacture date.

# Luna Tranquility

Group 7, 9

## Formulation

Product	Company	Active ingredient	Formulation	Container size
Luna Tranquility (PCP# 30510)	Bayer CropScience	Fluopyram: 125 g/L Pyrimethanil: 375 g/L	Suspension concentrate	4.86 L

## Crops, Diseases Controlled, Rates and Staging

Crops	Diseases	Rate per acre	Staging and specific comments
Potato	Early blight ( <i>Alternaria solani</i> ), brown leaf spot ( <i>Alternaria alternata</i> )	243 mL	Begin fungicide applications preventively. Continue as needed on a 7 - 14 day interval. With severe disease pressure, use the shorter intervals.
	White mould, sclerotinia stem rot ( <i>Sclerotinia sclerotiorum</i> )	324 mL	
	Suppression of black dot ( <i>Colletorichum coccodes</i> )		

## Application Information

**How to Apply:** Ground and aerial application. **Water Volume:** Ground: 80 L/acre. Aerial: 20 L/acre.

## Restrictions

**Maximum number of applications:** Do not apply more than 1.3 L/acre per season. **Pre-harvest Interval:** 7 days.

**Re-entry:** 12 hours. **Re-cropping:** A plant-back interval of 30 days is required for canola, cereal grains, corn, soybean, dry bean, chickpea, lentil and alfalfa.

## Environmental Precautions

Toxic to aquatic organisms and birds. Do not apply directly to water or to areas where surface water is present. Observe buffer zones outlined in the label.

## Toxicity

Oral LD<sub>50</sub> (rats) > 2,000 mg/kg. Dermal LD<sub>50</sub> (rats) > 2,000 mg/kg.

## Storage

Do not store below freezing. If stored for one year or longer, shake well before using.

# Miravis Ace

Group 3, 7

## Formulation

Product	Company	Active ingredient	Formulation	Container size
Miravis Ace (PCP# 33573)	Syngenta	Pydiflumetofen: 150 g/L Propiconazole: 125 g/L	Suspension emulsion	8.1 L

## Crops, Diseases Controlled, Rates and Staging

Crops	Diseases	Rate per acre	Staging and specific comments
Wheat (spring, winter, and durum)	Suppression of fusarium head blight ( <i>Fusarium</i> spp.) Control of septoria leaf spot ( <i>Septoria tritici</i> ), septoria glume blotch ( <i>Stagonospora nodorum</i> ), tan spot ( <i>Pyrenophora tritici-repentis</i> ), leaf rust ( <i>Puccinia triticina</i> ), stem rust ( <i>Puccinia graminis f. sp. tritici</i> ), stripe rust ( <i>Puccinia striiformis</i> ), powdery mildew ( <i>Erysiphe graminis</i> )	404 mL	Apply within the range of at least 75% of heads on the main stem fully emerged to when 50% of the heads on the main stem are flowering. Application at this timing is not intended to provide curative control of established leaf diseases. Apply with a 90% non-ionic surfactant at a rate of 0.125% v/v in the spray tank.

## Application Information

**How to Apply:** Ground and aerial application. **Water Volume:** Ground: 40 L/acre minimum. Aerial: 20 L/acre minimum.

## Application Tips

Use sufficient water volume to obtain thorough coverage. For ground applications, 80° or 110° drift reducing flat fan (e.g. those with a pre-orifice or turbulence chamber) or air induction nozzles are recommended. Use 50-mesh nozzle screens or as recommended by the nozzle manufacturer. Apply at uniform speed and avoid overlapping.

## How it Works

Miravis Ace is a broad spectrum, preventive fungicide recommended for the control or suppression of plant diseases, formulated as a suspo-emulsion.

## Restrictions

**Rainfall:** Avoid application when heavy rain is forecast. **Grazing:** 7-day pre-harvest interval for harvest of forage or hay; grain/straw can be harvested at normal harvest maturity. **Re-entry interval:** 12 hours.

## Environmental Precautions

Toxic to aquatic organisms. Observe buffer zones specified on the label. **Runoff:** To reduce runoff from treated areas into aquatic habitats, avoid application to areas with a moderate to steep slope, compacted soil or heavy clay.

## Toxicity

Oral LD<sub>50</sub> (rats) = > 2,000 mg/kg. Dermal LD<sub>50</sub> (rats) = > 5,000 mg/kg.

## Storage:

Keep containers tightly closed in a dry, cool and well-ventilated area.

# Miravis Neo 300 SE

Group 3, 7, 11

## Formulation

Product	Company	Active ingredient	Formulation	Container size
Miravis Neo 300 SE (PCP# 33391)	Syngenta	Pydiflumetofen: 75 g/L Propiconazole: 125 g/L Azoxystrobin: 100 g/L	Suspension	10.125 L

## Crops, Diseases Controlled, Rates and Staging

Crops	Diseases suppressed	Rate	Staging and specific comments
Field Pea	Anthrachnose ( <i>Colletotrichum truncatum</i> ), mycosphaerella blight ( <i>Mycosphaerella pinodes</i> ), Asian soybean rust ( <i>Phakopsora pachyrhizi</i> ), powdery mildew ( <i>Erysiphe pisi</i> )	404 - 505 mL	Apply before disease is established and no later than the onset of flowering.
Field Peas/ Lentil	Suppression of white mould ( <i>Sclerotinia sclerotiorum</i> )	505 mL	For suppression of white mould, begin application when plants are at first bloom to 10% bloom.
Chickpea/ Lentil	Powdery mildew ( <i>Erysiphe pisi</i> ), anthracnose ( <i>Colletotrichum truncatum</i> )	404 - 505 mL	Apply before disease is established and no later than the onset of flowering. Use the higher rate under higher disease pressure conditions.
Chickpea	Ascochyta blight ( <i>Ascochyta rabiei</i> ), suppression of white mould ( <i>Sclerotinia sclerotiorum</i> )	505 mL	For suppression of white mould, begin application when plants are at first bloom to 10% bloom.
Corn	Eye spot ( <i>Aureobasidium zeae</i> ), grey leaf spot ( <i>Cercosporazeae-maydis</i> ), Northern corn leaf blight ( <i>Setopharia turcica</i> ), Southern corn leaf blight ( <i>Cochliobolus heterostrophus</i> ), common rust ( <i>Puccinia sorghi</i> )	303 - 404 mL	Make the first application at the first sign of disease. A second application can be made 14 days after the first application, when disease pressure is high or when agronomic or weather conditions are conducive to disease development or movement.
Corn	Suppression of fusarium and gibberella ear rots ( <i>Fusarium</i> spp and <i>Gibberella zeae</i> )	404 - 505 mL	Apply once from developmental stage of corn between the tip of stigmata visible (silking) to the stigmata drying (silk browning).

Note: The recommended rate for peas, corn and lentil is 404 mL/acre. The recommended rate for chickpea is 505 mL/acre.

## Application Information

**How to apply:** Ground and aerial application. **Water Volume:** Ground: 40 L/acre minimum. Aerial: 20 L/acre minimum.

## Application Tips

Apply at uniform speed and avoid overlapping. Coarse sprays are less likely to drift; therefore, avoid combinations of pressure and nozzle type that will result in overly fine particles.

## How it Works

Miravis Neo 300 SE is a broad spectrum, preventive fungicide recommended for the control or suppression of important plant diseases, formulated as a suspension.

## Restrictions

**Rainfall:** Most effective when applied and allowed to dry before a rainfall. **Pre-harvest intervals:** Field pea, lentil, chickpea: 30 days. Dry pea hay may be fed or harvested 14 days after last application. Grain and forage corn: 30 days. Sweet corn: 14 days. Grain and stover may be fed or harvested 30 days after last application. **Re-cropping:** Dried shelled pea and bean (except soybean), soybeans, cereals (wheat, barley), corn (field, sweet, pop and specialty), rapeseed may be immediately reseeded. Oats and rye: 45 days. All other crops intended for food or feed: 105 days. **Re-entry:** 12 hours.



**Environmental Precautions**

Toxic to aquatic organisms and non-target terrestrial plants. Do not apply to any body of water. Avoid drifting of spray onto any body of water or other non-target areas. Specified buffer zones on the label should be observed.

**Toxicity**

Oral LD<sub>50</sub> (rats) = > 5000 mg/kg.

**Storage**

Keep in original container. Store in a cool, dry, well-ventilated area.

# Nexicor

**Group 3, 7, 11****Formulation**

Product	Company	Active ingredient	Formulation	Container size
Nexicor (PCP# 32678)	BASF Canada	Fluxapyroxad: 30 g/L Pyraclostrobin: 200 g/L Propiconazole: 125 g/L	Emulsifiable concentrate	8 L, 128 L

**Crops, Diseases Controlled, Rates and Staging**

Crops	Diseases suppressed	Rate	Staging and specific comments
<b>Wheat (all types including durum), triticale</b>	Leaf rust ( <i>Puccinia recondita</i> ), stripe rust ( <i>Puccinia striiformis</i> ), tan spot ( <i>Pyrenophora tritici-repentis</i> ), septoria leaf spot ( <i>Septoria tritici</i> , <i>Leptosphaeria nodorum</i> )	200 mL	Fungicide performance is best when product is applied prior to disease development or at the onset of disease. To maximize yield in cereals, it is important to protect the flag leaf from disease. Optimum time to apply a single application is immediately after flag leaf emergence.  Apply a maximum of one application per season. Nexicor may be applied for control of listed foliar diseases and followed with a fungicide that targets fusarium head blight at anthesis stage.
<b>Barley</b>	Net blotch ( <i>Pyrenophora teres</i> ), stripe rust ( <i>Puccinia striiformis</i> )	200 mL	
<b>Rye</b>	Leaf rust ( <i>Puccinia recondita</i> )	200 mL	
<b>Oats</b>	Crown rust ( <i>Puccinia coronate</i> )	200 mL	
<b>Canola</b>	Blackleg ( <i>Leptosphaeria maculans</i> )	200 mL	
			Apply at the 2 - 6 leaf stage. Apply a maximum of one application per year.

**Registered Tank Mixes**

Tank mix partner	Crops registered
Odyssey WDG, Odyssey Ultra, and Ares Herbicide	Group 2 tolerant canola
Liberty Herbicide (150 SN or 200 SN)	Liberty Link canola
Registered glyphosate herbicides	Roundup Ready canola
Equinox and Poast Ultra Herbicide	All canola varieties

**Application Information**

**How to Apply:** Ground and aerial application. **Water Volume:** Ground: 40 L/acre minimum. Aerial: 20 L/acre minimum

**Nexicor (cont'd)****Application Tips**

Good coverage is essential for effective disease control, and higher water volumes tend to increase performance with dense canopies.

**How it Works**

The active ingredient fluxapyroxad is a SDHI fungicide with systemic activity. The active ingredient pyraclostrobin is a member of the strobilurins class of chemistry used as a broad spectrum fungicide. The active ingredient propiconazole is a triazole fungicide with broad-spectrum systemic activity.

**Restrictions**

**Rainfall:** Avoid application when heavy rain is forecast. Rainfast in 1 hour. **Grazing:** All crops can be grazed or fed to livestock within 3 days of application. **Pre-harvest Interval:** Cereals: 45 days. Canola: 30 days. **Re-cropping:** All major row crops may be planted immediately following last application. See label for complete list.

**Environmental Precautions**

Observe buffer zones specified on the label. Do not apply on any body of water and prevent cleaning of equipment near water bodies. Reduce risk of runoff from treated areas into aquatic habitats by avoiding application to areas with a moderate to steep slope or compacted soil. Toxic to aquatic organisms and non-target terrestrial plants.

**Toxicity**

Oral LD<sub>50</sub> (rats) = > 50 - < 2,000 mg/kg. Dermal LD<sub>50</sub> (rats) = > 5,000 mg/kg.

**Storage**

Store in original container. Protect from freezing.

## Orondis Gold Potato/Orondis Gold

Group 4, 49

**Formulation**

Product	Company	Active ingredient	Formulation	Container size
Orondis Gold Part A (PCP# 33284)	Syngenta	Oxathiapiprolin	Suspension concentrate	2.84 L
Orondis Gold Part B (PCP# 32937)		Metalaxyl-M and S-isomer	Solution	3.56 L
Orondis Gold (PCP# 33508)		Oxathiapiprolin: 35 g/L Metalaxyl-M and S-isomer: 105 g/L	Emulsifiable concentrate	4.1 L

**Crops, Diseases Controlled, Rates and Staging**

Crops	Diseases suppressed	Rate	Staging and specific comments
Potato	Suppression of pink rot in the daughter tubers ( <i>Phytophthora erythroseptica</i> ) Suppression of Pythium leak in the daughter tubers ( <i>Pythium ultimum</i> )	Orondis Gold Part A: 3.2 mL/100 m row (0.14 L/acre assuming a 36 inch row spacing) Orondis Gold Part B: 4 mL/100 m row (0.18 L/acre assuming a 36 inch row spacing) Orondis Gold: 18.3 mL/100 m row (0.80 L/acre assuming 36 inch row spacing)	In furrow application only.

**Application Information**

**How to apply:** In furrow application during seeding only. **Water Volume:** 16 L/acre minimum.

### Application Tips

Slurrying the product with fertilizer is not recommended nor supported. A dedicated application system for in furrow pesticide application should be used. A system of two nozzles per row unit on the planter is recommended. One nozzle should be pointing 20° down, spraying 6 - 8 inches across the open furrow just before the tuber in the furrow, and a second nozzle should be pointing 70° down, spraying 6 - 8 inches across the open furrow before the furrow is closed. Use of water rates greater than 40 L/acre is not recommended. May be used in conjunction with Vibrance Ultra Potato seed treatment.

### How it Works

Orondis Gold combines two active ingredients: oxathiapiprolin (Orondis) and metalaxyl-M (Ridomil Gold 480SL). Orondis Gold Potato is readily absorbed by the roots and provides protection against the above diseases under varied weather conditions.

### Restrictions

**Rainfall:** Avoid application when heavy rain is forecast. Do not apply in greenhouses.

### Environmental Precautions

Do not contaminate irrigation or drinking water supplies or aquatic habitats by cleaning of equipment or disposal of wastes.

### Toxicity

Orondis Gold A 200SC: LD<sub>50</sub> (Oral) = 5,000 mg/kg. Orondis Gold B 480SL: LD<sub>50</sub> (Oral) = 550 mg/kg.

### Storage

Do not use or store near heat or open flame.

## Orondis Ultra

Group U15, 40

### Formulation

Product	Company	Active ingredient	Formulation	Container size
Orondis Ultra A (PCP# 32145) Orondis Ultra B (PCP# 32146)	Syngenta	Mandipropamid: 250 g/L Oxathiapiprolin: 100 g/L	Suspension concentrate/ oil dispersion	4.05 L + 1.21 L
Orondis Ultra (PCP# 32805)	Syngenta	Mandipropamid: 250 g/L Oxathiapiprolin: 30 g/L	Suspension concentrate	3.78 L

### Crops, Diseases Controlled, Rates and Staging

Crops	Diseases	Rate per acre	Staging and specific comments
Potato	Late blight ( <i>Phytophthora infestans</i> )	162 - 243 mL Orondis Ultra A* 49 - 142 mL Orondis Ultra B* 162 - 243 mL Orondis Ultra**	Begin applications prior to disease development and continue on a 7 - 10 day interval. Use higher rate and shorter interval when disease pressure is high.

Note: \* When using the Orondis Ultra Co-Pack (Orondis Part A and Orondis Part B), the recommended rate is 40 acres/case.

\*\* When using Orondis Ultra, the recommended rate is 75 acres/case.

### Application Information

**How to Apply:** Orondis Ultra Co-pack: Ground application only. Do not apply by air. Orondis Ultra: Ground and aerial application. **Water Volume:** Ground: 40 L/acre minimum.

**Orondis Ultra (cont'd)****How It Works**

The two modes of action provide protection against late blight in potato. Orondis Ultra combines mandipropamid, with oxathiapiprolin. Oxathiapiprolin penetrates the leaf surface and moves upward in the plant to effectively protect existing plant material plus new growth.

**Restrictions**

**Maximum number of applications:** Refer to each individual label. **Rainfall:** Avoid application when heavy rain is forecast. **Pre-harvest Interval:** Potato 14 days. **Re-cropping:** For all legume crops except succulent pea, a plant-back interval of 180 days is required for Orondis Ultra B. Do not plant any crop that is not registered for use with Orondis Ultra A for a period of 30 days after the last application.

**Environmental Precautions**

Orondis Ultra B contains an active ingredient and aromatic petroleum distillates that are toxic to aquatic organisms. May be toxic to certain beneficial insects. Minimize spray drift to reduce harmful effects on beneficial insects. Oxathiapiprolin is persistent and may carry over. It is recommended that any products containing oxathiapiprolin not be used in areas treated with this product during the previous season.

**Toxicity**

Oral LD<sub>50</sub> (rats) = > 5,000 mg/kg body weight. Dermal LD<sub>50</sub> (rats) = > 5,000 mg/kg body weight.

**Storage**

Store in a cool, dry place.

# Phostrol

**Group 33****Formulation**

Product	Company	Active ingredient	Formulation	Container Size
Phostrol (PCP# 30449)	Belchim Crop Protection Canada	Mono- and dibasic sodium, potassium, and ammonium phosphites: 53.6%	Liquid	10 L, 1000 L

**Crops, Diseases Controlled, Rates and Timing**

Crops	Diseases	Rate per acre	Staging and specific comments
Potato	Suppression of pink rot ( <i>Phytophthora erythroseptica</i> )	2.3 - 4.7 L	In furrow application. Apply at planting in a band directly over the seed prior to row closure.
	Late blight ( <i>Phytophthora infestans</i> )	1.2 - 4.7 L	Foliar application. Begin applications when conditions favouring disease development are present and repeat on a 7 - 14 day interval. Use the higher application rate and shorter application interval when disease pressure is moderate to high.
	Suppression of pink rot ( <i>Phytophthora erythroseptica</i> )	2.3 - 4.7 L	
	Late blight ( <i>Phytophthora infestans</i> )	0.42 L in 2 L water to 1 tonne potato tubers	Post-harvest control: Directly apply to tubers and ensure complete and even coverage.
	Pink rot ( <i>Phytophthora erythroseptica</i> )		
Field pea	Suppression of early season root rot ( <i>Aphanomyces eutiches</i> , <i>Pythium ultimum</i> )	1.2 L/acre	Apply fungicide after field pea seed is treated with a registered seed treatment for control of various root rot pathogens. Apply at crop emergence followed by a second application 14 days later, OR Apply in furrow at planting followed by a second application at crop emergence.

**Registered Tank Mixes**

**Potato in furrow:** Pink rot - Ridomil Gold 480SL.

**Foliar:** Pink rot - Ridomil Gold MZ 68WP Water Soluble Bag, Ridomil Gold MZ 68WG, Ridomil Gold 480SL.

**Foliar:** Late blight - Bravo 500, Bravo ZN, Echo 720, Echo 90DF, Dithane F-45, Dithane DG 75, Dithane DG Rainshield NT, Manzate Pro-Stick, Gavel 75DF, Penncozeb 75 DF.

**Field pea:** None registered.

**Application Information**

**How to Apply:** Potato in-furrow, ground and aerial application. **Water Volume:** Potato in furrow: 12 L/acre. Ground: 80 L/acre. Aerial: 20 L/acre. Field pea: Ground application: 40 L/acre minimum.

**Restrictions**

**Maximum Number of Applications:** Potato: Do not exceed 7 foliar applications per year. Field pea: Do not exceed two applications per year. **Grazing:** Do not graze treated fields or feed treated forage or hay to livestock.

**Pre-harvest Interval:** Potato: Can be applied up to the day of harvest. Field pea: 21 days. **Re-entry:** Do not enter treated areas for 12 hours. **Re-cropping:** No restrictions listed.

**Environmental Precautions**

Do not use to treat aquatic pests. Do not contaminate irrigation or drinking water supplies or aquatic habitats by cleaning of equipment or disposal of wastes. **Runoff:** To reduce runoff from treated areas into aquatic habitats, avoid application to areas with a moderate to steep slope, compacted soil or clay. Avoid application when heavy rain is forecast.

**Toxicity**

Oral LD<sub>50</sub> (rats) > 5,000 mg/kg. Dermal LD<sub>50</sub> (rats) > 5,000 mg/kg.

**Storage**

Store in a dry, secure and ventilated area. Keep in original container.

# Polyram DF

Group M

**Formulation**

Product	Company	Active ingredient	Formulation	Container size
Polyram DF (PCP# 20087)	BASF Canada	Metiram: 80%	Water dispersible granules	20 kg

**Crops, Diseases Controlled, Rates and Timing**

Crops	Diseases	Rate per acre	Staging and specific comments
Potato	Early blight ( <i>Alternaria solani</i> ), late blight ( <i>Phytophthora infestans</i> )	0.45 - 0.91 kg	Apply at 7 - 10 day intervals using 0.45 - 0.71 kg/acre until plants cover the row. Then increase the rate to 0.91 kg/acre until tops are killed or use 0.45 - 0.71 kg/acre at 5 - 7 day intervals starting when plants are 15 cm high and continuing until top killing. When conditions (rain or dew) favour infections, use the shorter intervals in each case. May be applied up to the day before harvest.
Sugar beet	Cercospora leaf spot ( <i>Cercospora beticola</i> )	0.91 kg	Use 0.91 kg/acre when disease is noticed. Repeat at regular intervals of 7 - 10 days depending on weather conditions. Do not apply later than 21 days before harvest.

**Note:** Retailer has until June 21, 2020 to sell this product. Growers can continue to use this product until June 21, 2021.

**Polyram DF (cont'd)****Registered Tank Mixes**

None registered.

**Application Information**

**How to Apply:** Ground application: all registered crops. Aerial application: potato only.

**Water Volume:** Ground: 40 - 80 L/acre. Aerial: 22 L/acre.

**Application Tips**

Complete and even crop coverage is essential for effective disease control.

**How it Works**

A contact and protectant fungicide.

**Restrictions**

Do not use treated tops for feed or food.

**Environmental Precautions**

Do not apply to any body of water. Avoid drifting of spray onto any body of water or other non-target areas. Specific buffer zones should be observed.

**Toxicity**

Oral LD<sub>50</sub> (rats) = >5,000 mg/kg. Dermal LD<sub>50</sub> (rats) = > 2,000 mg/kg.

**Storage**

Store in a cool, dry, ventilated place.

# Priaxor

**Group 7, 11**

**Formulation**

Product	Company	Active ingredient	Formulation	Container size
Priaxor (PCP# 30567)	BASF Canada	Fluxapyroxad: 167 g/L Pyraclostrobin: 333 g/L	Suspension concentrate	9.6 L

**Crops, Diseases Controlled, Rates and Timing**

Crops*	Diseases	Rate per acre	Staging and specific comments
<b>Wheat</b> (all types including durum and winter) <b>Triticale</b>	Leaf rust ( <i>Puccinia recondita</i> ), septoria leaf spot ( <i>Septoria tritici</i> or <i>Leptosphaeria nodorum</i> ), tan spot ( <i>Pyrenophora tritici-repentis</i> ), powdery mildew ( <i>Erysiphe graminis</i> f. sp. <i>tritici</i> ), spot blotch ( <i>Cochliobolus sativus</i> ), stripe rust ( <i>Puccinia striiformis</i> )	90 - 120 mL	Apply immediately after flag stage, prior to head emergence. Use the higher rate to obtain extended protection with maximum yield benefits. Apply a second time 10 - 14 days later with a fungicide that contains a different mode of action if disease persists, or weather conditions are favourable for disease development.
<b>Barley</b>	Net blotch ( <i>Pyrenophora teres</i> ), scald ( <i>Rhynchosporium secalis</i> ), spot blotch ( <i>Cochliobolus sativus</i> ), stripe rust ( <i>Puccinia striiformis</i> )	90 - 120 mL	

Crops*	Diseases	Rate per acre	Staging and specific comments
<b>Corn (field, sweet, pop, seed types)</b>	Common rust ( <i>Puccinia sorghi</i> ), gray leaf spot ( <i>Cercospora zeae-maydis</i> ), northern leaf blight ( <i>Setosphaeria turcica</i> ), suppression of eye spot ( <i>Aureobasidium zeae</i> )	120 mL	For optimal disease control, begin applications prior to disease development. Use the shorter interval when disease pressure is high. Do not make sequential applications. If disease persists or weather conditions are favourable for disease development, make a second application 10 -14 days later, with a fungicide that contains a different mode of action.
<b>Oats</b>	Crown rust ( <i>Puccinia coronata</i> )	90 - 120 mL	Apply immediately after flag stage, prior to head emergence. Use the higher rate to obtain extended protection with maximum yield benefits. Apply a second time 10 - 14 days later with a fungicide that contains a different mode of action if disease persists, or weather conditions are favourable for disease development.
<b>Rye</b>	Leaf rust ( <i>Puccinia recondita</i> ), powdery mildew ( <i>Erysiphe graminis</i> )	90 - 120 mL	
<b>Dry bean (Phaseolus, Vigna and Lupinus spp.)</b>	Anthracnose ( <i>Colletotrichum lindemuthianum</i> ), powdery mildew ( <i>Erysiphe</i> spp.), rust ( <i>Uromyces appendiculatus</i> )	120 mL	Apply at the beginning of flowering or at the onset of symptoms for the more aggressive diseases (e.g. anthracnose in lentil).
	Asian soybean rust ( <i>Phakopsora pachyrhizi</i> )	120 - 180 mL	
<b>Field pea</b>	Mycosphaerella blight ( <i>Mycosphaerella pinodes</i> ), powdery mildew ( <i>Erysiphe</i> spp.), ascochyta blight ( <i>Ascochyta pinodes</i> ), Asian soybean rust ( <i>Phakopsora pachyrhizi</i> ), suppression of downy mildew ( <i>Peronospora viciae</i> f. sp. <i>Pisi</i> )	120 - 180 mL	Apply at the beginning of flowering or at the onset of symptoms. If disease persists or weather conditions are favourable for disease development, make a second application 10 - 14 days later with a fungicide that contains a different mode of action.
	Suppression of white mould ( <i>Sclerotinia sclerotiorum</i> )	180 mL	
<b>Faba bean</b>	Powdery mildew ( <i>Erysiphe</i> spp.), ascochyta blight ( <i>Ascochyta</i> spp.), Asian soybean rust ( <i>Phakopsora pachyrhizi</i> )	120 - 180 mL	Apply at the beginning of flowering or at the onset of symptoms. If disease persists or weather conditions are favourable for disease development, make a second application 10 - 14 days later with a fungicide that contains a different mode of action.
	Suppression of white mould ( <i>Sclerotinia sclerotiorum</i> ) and gray mould ( <i>Botrytis cinerea</i> )	180 mL	
<b>Lentil</b>	Anthracnose ( <i>Colletotrichum truncatum</i> ), ascochyta blight ( <i>Ascochyta lentis</i> )	120 - 180 mL	
	Suppression of white mould ( <i>Sclerotinia sclerotiorum</i> ) and gray mould ( <i>Botrytis cinerea</i> )	180 mL	
<b>Succulent bean and pea (Phaseolus, Vigna and Pisum spp.)</b>	Powdery mildew ( <i>Erysiphe</i> spp.), ascochyta blight ( <i>Ascochyta</i> spp.), mycosphaerella blight ( <i>Mycosphaerella</i> spp.), rust ( <i>Uromyces</i> spp.), Asian soybean rust ( <i>Phakopsora pachyrhizi</i> )	120 - 180 mL	Apply a second time 10 - 14 days later with a fungicide that contains a different mode of action if disease persists or weather conditions are favourable for disease development.
	Suppression of white mould ( <i>Sclerotinia sclerotiorum</i> ) and gray mould ( <i>Botrytis cinerea</i> )	180 mL	
<b>Chickpea</b>	Ascochyta blight ( <i>Ascochyta rabiei</i> )	120 - 180 mL	Apply at the onset of symptoms for the more aggressive diseases. Apply a second time 10 - 14 days later with a fungicide that contains a different mode of action if disease persists or weather conditions are favourable for disease development
	Suppression of white mould ( <i>Sclerotinia sclerotiorum</i> ) and gray mould ( <i>Botrytis cinerea</i> )	180 mL	

## Priaxor (cont'd)

Crops*	Diseases	Rate per acre	Staging and specific comments
Flax	Pasmo ( <i>Septorici linicolu</i> )	90 - 120 mL	Pasmo control: apply at 20 - 50% flowering. White mould suppression: apply at 20 - 50% flowering.
	Suppression of white mould ( <i>Sclerotinia sclerotiorum</i> )	180 mL	
Soybean	Asian soybean rust ( <i>phakosporu pachylizi</i> ), frog eye leaf spot ( <i>Cercospora sojina</i> ) and septoria brown spot ( <i>Septoria glycines</i> )	90 - 120 mL	Apply at the onset of disease or first flower for optimal efficacy.
	Suppression of white mould ( <i>Sclerotinia sclerotiorum</i> )	180 mL	
Sugar beet	Cerecospora leaf spot ( <i>Cercospora beticola</i> ), powdery mildew ( <i>Erysiphe polygoni</i> )	180 mL	Begin application prior to disease development. If disease persists or weather conditions are favourable for disease development, apply a second time 14 days later (up to full bloom). Use a fungicide that contains a different mode of action.
Bluegrasses, fescues, ryegrasses (seed production)	Leaf and stem rust ( <i>Puccinia recondita</i> ; <i>P. graminis</i> ), suppression of powdery mildew ( <i>Erysiphe graminis</i> )	90 - 120 mL	Apply prior to disease development and apply a second time 10 - 14 days later with a fungicide that contains a different mode of action if disease persists. Use the higher rate and shorter interval when disease pressure is high.
Alfalfa (seed production only)	Common leaf spot ( <i>Pseudopeziza medicaginis</i> )	120 mL	Apply at beginning of flowering (10 - 30% bloom) or the onset of disease. Maximum 1 application per year.
	Suppression of blossom blight ( <i>Sclerotinia sclerotiorum</i> )	180 mL	
Rapeseed, canola, canola quality <i>Brassica juncea</i> , mustard (oilseed and condiment)	Black spot ( <i>Alternaria brassicae</i> and <i>A. raphani</i> )	90 - 120 mL	Apply at 20 - 50% bloom for suppression to early pod stage (90% bloom) for control in canola.
	Blackleg ( <i>Leptosphaeria maculans</i> )	90 - 120 mL	Apply at the 2 - 6 leaf stage.
	Suppression of white mould ( <i>Sclerotinia sclerotiorum</i> )	180 mL	Apply at 20 - 50% bloom for suppression
Sunflower	Suppression of leaf rust ( <i>Puccinia helianthi</i> )	120 mL	For optimal disease suppression, apply prior to disease development.
Crop Group 18: Non-grass animal feeds including: alfalfa, velvet bean, clover, kudzu, lespedeza, lupin, sainfoin, trefoil, vetch, crown vetch, milk vetch and including mixed stands of forages grown for feed	Common leaf spot ( <i>Pseudopeziza medicaginis</i> )	120 - 180 mL	For optimal disease control, apply at the beginning of flowering (10 - 30% bloom) or at the onset of disease. Make one application per forage cutting for feed. Maximum of 2 applications per season.
	Blossom blight ( <i>Sclerotinia sclerotiorum</i> )	180 mL	

\*See label for complete list of registered crops.



## Registered Tank Mixes\*

Tank mix partner	Crops registered
Lance WDG	Canola
Odyssey WDG	Group 2 tolerant canola, XCEED ( <i>Brassica juncea</i> )
Odyssey DLX	Group 2 tolerant canola
Equinox	All canola varieties, XCEED ( <i>Brassica juncea</i> )
Poast Ultra	All canola varieties
Liberty 150 SN, Liberty 200 SN	LibertyLink canola
Registered glyphosate products	Glyphosate tolerant canola

\*Note: Consult the label of the tank mix partner for diseases/weeds controlled, rates and timing of applications.

## Application Information

**How to Apply:** Ground and aerial application. Water Volume: Ground: 40 L/acre minimum. Aerial: 20 L/acre minimum.

## Application Tips

Good coverage is essential for effective disease control. Priaxor works best if it is applied in a preventive manner prior to the development of disease. Do not apply more than 1 application of this product before alternating to a fungicide with an alternative mode of action. The use of a non-ionic surfactant is not required but applications at 0.125% v/v will improve efficacy.

## How it Works

The active ingredient fluxapyroxad is a carboximide (SDHI) fungicide with systemic activity. The active ingredient pyraclostrobin is a member of the strobilurin class of chemistry used as a broad spectrum fungicide.

## Restrictions

**Rainfall:** Avoid application when heavy rain is forecast. Rainfast in 1 hour. **Grazing:** All crops can be grazed or fed to livestock except grasses and alfalfa grown for seed, but observe minimum pre-harvest interval for each crop. **Pre-harvest Intervals:** Cereals: Apply no later than end of flowering. Dry pea, lentil, chickpea, and dry bean: 30 days. Corn, soybean, canola, sunflower, flax: 21 days. Grasses grown for seed: 14 days. Sweet corn, edible legumes, succulent pea and bean, sugar beet: 7 days. **Re-cropping:** All labeled crops and tuberous and corm vegetables, sugar beet, legume vegetables, pome fruits, stone fruits may be planted immediately following the last application. A plant-back interval of one year is required for all other crops.

## Environmental Precautions

Observe buffer zones specified on the label. The use of this chemical may result in contamination of groundwater, particularly in areas where soils are permeable (e.g. sandy soils) and/or depth of the water table is shallow. Toxic to aquatic organisms, small mammals and non-target terrestrial plants.

## Toxicity

Oral LD<sub>50</sub> (rats) > 500 - < 2,000 mg/kg.

## Storage

Store in original container. Protect from freezing. Store away from food or feed.

# Proline 480 SC

Group 3

## Formulation

Product	Company	Active ingredient	Formulation	Container size
Proline 480 SC (PCP# 28359)	Bayer CropScience	Prothioconazole: 480 g/L	Suspension concentrate	5.1 L

## Crops, Diseases Controlled, Rates and Timing

Crops	Diseases	Rate per acre	Timing and comments
Barley	Fusarium head blight (suppression) ( <i>Fusarium</i> spp.)	128 - 170 mL	Apply when 70 - 100% of the barley main stem heads are fully emerged to 3 days after full head emergence. Application of the 170 mL/acre rate is suggested in situations where disease pressure is expected to be high. This may occur when prolonged periods of warm wet weather are forecast during barley head emergence, when barley and wheat is grown in a crop rotation that has contained corn or when susceptible cultivars are grown. Use of higher rate (170 mL/acre) will typically provide highest levels of mycotoxin reduction.
	Net blotch ( <i>Pyrenophora teres</i> ), scald ( <i>Rhynchosporium secalis</i> ), spot blotch ( <i>Cochliobolus sativus</i> )	85 - 128 mL	Apply as a preventive foliar spray when the earliest disease symptoms appear on the leaves and stems. Barley fields should be observed closely for early disease symptoms, particularly when susceptible varieties are planted and/or under prolonged conditions favourable for disease development. Maximum of 2 applications per season; minimal spray interval of 7 days.
Wheat (spring, durum, winter)	Fusarium head blight (suppression) ( <i>Fusarium</i> spp.)	128 - 170 mL	Fusarium head blight or control of glume blotch: Apply within the time period from when at least 75% of the wheat heads on the main stem are fully emerged to when 50% of the heads on the main stem are in flower. Use of higher rate (170 mL/acre) will typically provide highest levels of mycotoxin reduction.
	Glume blotch ( <i>Stagonosora nodorum</i> )	128 - 170 mL	
	Speckled leaf blotch ( <i>Septoria tritici</i> ), tan spot ( <i>Pyrenophora tritici-repentis</i> ), leaf rust ( <i>Puccinia recondata</i> )	128 mL	Observe crop closely, and apply Proline as a preventive foliar spray when the earliest disease symptoms appear on the leaves and stems. Maximum of 2 applications per season. Minimum spray interval of 7 days between applications.
Oats	Crown rust ( <i>Puccinia coronata</i> )	128 mL	Apply as a preventive foliar spray when the earliest disease symptoms appear on the leaves and stems. Oat fields should be observed closely for early disease symptoms, particularly when susceptible varieties are planted and/or under prolonged conditions that favour disease development. Maximum of 2 applications per season. Minimum spray interval of 7 days.
Canola, rapeseed, oriental mustard, <i>Brassica carinata</i>	Sclerotinia stem rot ( <i>Sclerotinia sclerotiorum</i> )	128 - 149 mL	Apply when the canola crop is in the 20 - 50% bloom stage. Best protection will be achieved when the fungicide is applied prior to petals beginning to fall and will allow for the maximum number of petals to be protected. The 149 mL/acre rate is recommended for fields with a history of heavy disease pressure or for dense crop stands. A second application at 128 mL/acre may be applied 7 - 10 days after the first application - up to full bloom stage of canola, if disease persists or weather conditions are favourable for development of disease. When conditions favouring disease are severe, use the shorter spray interval. Good spray coverage of the plants is essential.

Crops	Diseases	Rate per acre	Timing and comments
Flax	Sclerotinia stem rot ( <i>Sclerotinia sclerotiorum</i> )	128 - 149 mL	Apply when the crop is in the 20 - 50% bloom stage. Best protection will be achieved when the fungicide is applied prior to petals beginning to fall and will allow for the maximum number of petals to be protected. The higher rate is recommended for fields with a history of heavy disease pressure or for dense crop stands. Good spray coverage of the plants is essential.
Chickpea	Ascochyta blight ( <i>Ascochyta rabiei</i> )	128 - 170 mL	Apply at the first sign of disease. Maximum three applications per year. After initial application, repeat applications can be made at 10 - 14 day intervals. Apply the higher rate when conditions favour disease development or when growing less disease resistant varieties.
Lentil	Ascochyta blight ( <i>Ascochyta</i> spp.), white mould ( <i>Sclerotinia sclerotiorum</i> )	128 - 170 mL	Apply at the first sign of disease. Maximum two applications per year. After initial application, one additional application can be made 10 - 14 days after if conditions remain favourable for disease development. Apply the higher rate when conditions favour disease development or when growing less disease resistant varieties.
Corn (field, sweet and popcorn)	Fusarium and Gibberella ear rots ( <i>Fusarium</i> spp. and <i>Gibberella</i> spp.) (suppression) Gray leaf spot ( <i>Cercospora zeae-maydis</i> )	170 mL	Fusarium ear rot outbreaks occur when the weather is warm and wet during silking. Timing of application is critical: for optimum suppression of ear rot apply from the development stage of corn between stigmata visible (silking, BBCH 63) to the stigmata drying (silk browning, BBCH 67). To achieve thorough cob coverage using ground equipment, drop nozzles are recommended. Maximum of one application per season.
	Rusts ( <i>Puccinia sorgh</i> , <i>Puccinia polysora</i> ), eyespot ( <i>Kabatella zeae</i> or <i>Aureobasidium zeae</i> ), northern blight ( <i>Setosphaeria turcica</i> )	128 mL	Apply as a preventive spray when the earliest disease symptoms appear on the leaves and stems. Under high disease pressure, it is recommended to use a non-ionic surfactant. Do not apply a non-ionic surfactant prior to tassel emergence as crop injury may occur. Maximum of one application per season.
Soybean	Asian soybean rust ( <i>Phakopsora pachyrhizi</i> ) Frogeye leaf spot ( <i>Cercospora sojae</i> )	85 mL	Apply when disease symptoms are present or the risk of infection is imminent. Maximum of one application per season.
Sunflower Safflower	Sclerotinia head rot (suppression) ( <i>Sclerotinia sclerotiorum</i> ), sunflower rust ( <i>Puccinia helianth</i> )	170 mL	Apply when the crop is in the 10 - 50% disk flower bloom stage.
Sugar beet	<i>Cercospora</i> leaf spot ( <i>Cercospora beticola</i> )	128 - 168 mL	Apply at first sign of disease. Use the higher rate when conditions are favourable for severe disease pressure. Maximum of 3 applications per crop year. Repeat applications as needed using a 14 - 21 day interval depending on disease pressure.
	Rhizoctonia crown rot ( <i>Rhizoctonia solani</i> ) (soil borne disease)	168 mL	Apply at the 4 leaf stage to row closure growth stage. Repeat applications as needed using a 21 day spray interval.

### Registered Tank Mixes

None registered.

### Application Information

**How to Apply:** Ground equipment: Wheat, barley, canola, rapeseed, oriental mustard, flax, chickpea, lentil, oats, corn, sugar beet. Aerial: Wheat, barley, canola, rapeseed, oriental mustard, flax, oats, chickpea, lentil, soybean.

**Water Volume:** Ground: 40 L/acre minimum. Aerial: 20 L/acre minimum.

### How it Works

Proline 480 is a broad spectrum, systemic fungicide for the control or suppression of listed diseases on registered crops.

**Proline 480 SC (cont'd)****Application Tips**

When used in wheat, barley and oat, apply with a non-ionic surfactant (AgSurf or Agral 90) at 0.125% v/v.

Spray coverage is essential for optimum efficacy. Nozzles should be operated within the spray pressure recommendations suggested by the manufacturer.

**Restrictions**

**Pre-harvest Interval:** Barley, wheat and oat - 30 days; canola, flax, rapeseed or oriental mustard - 36 days; chickpea, lentil or sugar beet - 7 days; corn - 14 days; soybean - 20 days; sunflower or safflower - 45 days.

**Re-entry:** Do not re-enter treated fields until 24 hours post-application. **Re-cropping:** Treated areas may be replanted with any crop specified on the label as soon as practical after the last application. For crops not listed on the label, do not plant back within 30 days of last application.

**Environmental Precautions**

Proline 480 SC is toxic to aquatic organisms. Observe specified buffer zones. Do not apply this product directly to freshwater habitats. Do not contaminate irrigation or drinking water supplies or aquatic habitats by cleaning of equipment or disposal of wastes. **Runoff:** To reduce runoff from treated areas into aquatic habitats, consider the characteristics and conditions of the site before treatment.

**Toxicity**

Oral LD<sub>50</sub> (rats) = 2,000 - 5,000 mg/kg. Dermal LD<sub>50</sub> (rats) = > 2,000 mg/kg.

**Storage**

Store in a cool, dry place. Store in original container. Do not store at temperatures below freezing.

# Propulse

**Group 3, 7****Formulation**

Product	Company	Active ingredient	Formulation	Container size
Propulse (PCP# 30511)	Bayer CropScience	Fluopyram: 200 g/L Prothioconazole: 200 g/L	Suspension concentrate	6.1 L

**Crops, Diseases Controlled, Rates and Timing**

Crops	Diseases	Rate per acre	Timing and comments
Dry bean	White mould ( <i>Sclerotinia sclerotiorum</i> )	300 mL	Begin fungicide applications preventively. When disease pressure is high or when agronomic or weather conditions are conducive to disease development, continue applications as needed on a 7 - 14 day interval. Use shorter intervals for best protection.
	Ascochyta blight ( <i>Ascochyta</i> spp.), Anthracnose ( <i>Colletotrichum lindemuthianum</i> ), Asian soybean rust ( <i>Phakospora pachyrhizi</i> )	200 - 300 mL	Begin fungicide applications preventively. When disease pressure is high or when agronomic or weather conditions are conducive to disease development, continue applications as needed on a 7 - 14 day interval. Use the higher rate when conditions for heavy infestation exist or when growing less resistant cultivars.

**Registered Tank Mixes**

None registered.

**Application Information**

**How to Apply:** Ground equipment only. Do not apply by air. **Water Volume:** 40 L/acre minimum.

**How it Works**

Propulse is a broad spectrum fungicide with preventive, systemic, and curative properties recommended for the control of certain crop diseases.

**Application Tips**

Use sufficient water volume and spray pressure to provide thorough, uniform coverage for optimum disease control.

**Restrictions**

Do not apply more than 0.6 L of Propulse per acre per season.

**Pre-harvest Interval:** Do not apply within 14 days of harvest of seed. **Grazing:** Do not graze treated area, and do not harvest for forage or hay for 7 days after application. **Re-entry:** Do not re-enter treated fields until 24 hours post-application. **Re-cropping:** Do not re-plant to alfalfa for 14 days after application. Crops listed on this label as well as chickpea, lentil, cereals, corn, soybean, oilseeds, tuberous and corm vegetables and sugar beet may be rotated any time following the last application. All other crops may be re-planted 30 days following the last application.

**Environmental Precautions**

Propulse is toxic to birds and aquatic organisms. Observe buffer zones specified in the label. Do not apply directly to water or to areas where surface water is present. Do not contaminate water when disposing of equipment washwaters.

**Toxicity**

Oral LD<sub>50</sub> (rats) = > 5,000 mg/kg. Dermal LD<sub>50</sub> (rats) = > 5,050 mg/kg.

**Storage**

Store in a cool, dry place. Store in original container. Do not store at temperatures below freezing.

# Prosaro XTR

**Group 3****Formulation**

Product	Company	Active ingredient	Formulation	Container size
Prosaro XTR (PCP# 32824)	Bayer CropScience	Prothioconazole:125 g/L Tebuconazole: 125 g/L	Emulsifiable concentrate	6.5 L, 104 L

**Crops, Diseases Controlled, Rates and Timing**

Crops	Diseases	Rate per acre	Timing and specific use restrictions
Wheat	Leaf, stem and stripe rusts ( <i>Puccinia recondita</i> , <i>P. graminis</i> , <i>P. striiformis</i> ), leaf blotch ( <i>Septoria tritici</i> ), glume blotch ( <i>Stagonospora nodorum</i> ), tan spot ( <i>Pyrenophora tritici-repentis</i> ), powdery mildew ( <i>Erysiphe graminis</i> ), fusarium head blight (suppression) ( <i>Fusarium</i> spp.)	325 mL	For suppression of fusarium head blight apply when 75% of the wheat heads on the main stem are fully emerged to when 50% of the heads are in flower. For other diseases apply at the first sign or very early stage of disease, especially if weather conditions favour disease development. Apply up to the end of the flowering stage. Applications at this time will also control listed leaf diseases.

**Prosaro XTR (cont'd)**

Crops	Diseases	Rate per acre	Timing and specific use restrictions
<b>Barley</b>	Net blotch ( <i>Pyrenophora teres</i> ), scald ( <i>Rhynchosporium secalis</i> ), leaf blotch ( <i>Septoria passerinii</i> ), spot blotch ( <i>Cochliobolus sativus</i> ), leaf, stem and stripe rusts ( <i>Puccinia hordei</i> , <i>P. graminis</i> , <i>P. striiformis</i> ), powdery mildew ( <i>Erysiphe graminis</i> ), fusarium head blight (suppression) ( <i>Fusarium</i> spp.)	325 mL	For suppression of fusarium head blight apply when 70 - 100% of the main stem heads are fully emerged up to 3 days after full head emergence. For other diseases apply at the first sign or very early stage of disease, especially if weather conditions favour disease development. Apply up to the end of the flowering stage.
<b>Oats</b>	Crown rust ( <i>Puccinia coronata</i> ), stem rust ( <i>Puccinia graminis</i> ), Stagonospora ( <i>Septoria</i> ), leaf blotch and black stem ( <i>Stagonospora avenae</i> syn. <i>Septoria avenae</i> )	325 mL	Apply when the earliest disease symptoms appear on the leaves and stems. Fields should be observed closely for early disease symptoms, particularly when susceptible varieties are planted or under prolonged conditions favourable for disease development.

**Registered Tank Mixes**

Bayer CropScience supports the tank mix of Prosaro XTR and Lorsban. Apply this mix according to the most restrictive use limitations for either product.

**Application Information**

**How to Apply:** Ground and aerial application. **Water Volume:** Ground: 40 L/acre minimum.  
Aerial: 20 L/acre minimum.

**Application Tips**

Spray coverage is essential. Ensure thorough coverage of all wheat or barley heads for optimal suppression of fusarium head blight. Best results are achieved from forward to backward facing nozzles.

**How it Works**

Prosaro XTR is a broad spectrum fungicide for disease control in cereals with protective and curative properties.

**Restrictions**

A maximum of one application may be applied per crop season.

**Sequential applications in wheat, barley, rye, triticale and canaryseed:** Prosaro 250 EC Fungicide may be applied sequentially after an application of Folicur 432F Foliar Fungicide or Folicur 250 EW Fungicide (minimum 7-day application interval). Please refer to respective product labels for specific use directions, pertinent recommendations, restrictions and precautions.

**Re-cropping:** None. **Re-entry:** Do not enter fields for 12 hours after application. **Grazing:** Do not allow livestock to graze or feed green forage to livestock prior to 6 days after treatment. Straw cut after harvest may be fed or used for bedding. **Pre-harvest Intervals:** Wheat, barley, oats: 36 days.

**Environmental Precautions**

Toxic to birds, small animals, aquatic organisms and non-target plants. Do not apply this product directly to freshwater habitats. Observe buffer zones. See label for specific details on buffer zones.

**Toxicity**

Oral LD<sub>50</sub> (rats) > 2,000 mg/kg. Dermal LD<sub>50</sub> (rats) > 2,000 mg/kg.

**Storage**

Do not store at temperatures below freezing. If stored for 1 year or longer, shake well before using.

# Quadris/Azoshy 250 SC

Group 11

## Formulation

Product	Company	Active ingredient	Formulation	Container size
Quadris (PCP# 26153)	Syngenta	Azoxystrobin: 250 g/L	Suspension	3.78 L
Azoshy 250 SC (PCP# 32263)	Sharda CropChem Ltd.	Azoxystrobin: 250 g/L	Suspension	3.78 L

## Crops, Diseases Controlled, Rates and Timing

Crops	Diseases	Rate per acre	Staging and specific comments
Canola	Virulent blackleg ( <i>Leptosphaeria maculans</i> )	202 mL	Apply at the 2 - 6 leaf stage. Maximum of 2 applications per season.
	Sclerotinia stem rot ( <i>Sclerotinia sclerotiorum</i> )	283 - 404 mL	Apply at the early bloom stage (prior to 30% bloom). Use the higher rate if there is a history of Sclerotinia infection in the area, and when environmental conditions favour disease development.
	Alternaria black spot ( <i>Alternaria brassicae</i> , <i>Alternaria raphani</i> )	202 mL	Apply at the pod stage (90% petal fall).
Chickpea	Ascochyta blight ( <i>Ascochyta</i> spp.)	202 mL	Apply at the first sign of disease and no later than the onset of flowering, followed by a 2nd application 10 - 14 days later. Maximum of 2 applications per season.
Corn	Rust ( <i>Puccinia sorghi</i> )	183 mL in 80 L of water/acre.	Apply prior to disease establishment and subsequently at a 7 - 14 day interval. Apply a maximum of 2 applications per season.
Lentil	Anthracnose ( <i>Collectotrichum truncatum</i> ), Ascochyta blight ( <i>Ascochyta</i> spp.), Asian bean rust ( <i>Phakopsora</i> spp.)	202 mL	Apply at the first sign of disease and no later than the onset of flowering, followed by a 2nd application 10 - 14 days later. Maximum of 2 applications per season.
Pea/bean	Anthracnose ( <i>Collectotrichum truncatum</i> ), ascochyta blight ( <i>Ascochyta</i> spp.), mycosphaerella blight ( <i>Mycosphaerella pinodes</i> ), powdery mildew* ( <i>Erysiphe pisi</i> ), Asian bean rust ( <i>Phakopsora pachyrhizi</i> )	202 mL	Apply at the first sign of disease and no later than the onset of flowering, followed by a 2nd application 10 - 14 days later. Maximum of 2 applications per season.
Potato (foliar)	Early blight ( <i>Alternaria solani</i> )	202 - 324 mL	For early blight, use the high rate and short application interval under high disease pressures. If late blight becomes established, discontinue use of Quadris and use alternative fungicides.
	Late blight ( <i>Phytophthora infestans</i> )	324 mL	
	Black dot ( <i>Colletotrichum coccodes</i> )	500 - 800 mL	Apply on a 7 - 14 day interval, starting prior to disease establishment.
Potato (in furrow)	Silver scurf ( <i>Helminthosporium solani</i> )	4 - 6 mL product/100 m row	Apply once as an in furrow spray in 20 - 56 L/acre. Mount the spray nozzle so the spray is directed into the furrow as a 15 - 20 cm band just before the seed is covered. Maximum of 2 applications per season.

\* Field pea only

## Registered Tank Mixes

Always read all the labels and follow the precautionary statement, directions for use (rates, diseases controlled and application intervals) and other restrictions.

Tank mixture partner	Diseases/insects controlled	Rate	Specific comments
Bravo 500 Potato (foliar)	Early blight	Quadris/Azoshy at 202 mL/acre <b>Plus</b> Bravo 500 at 808 mL/acre	Do not apply more than 3 applications of this tank mix per season. Pre-harvest interval: 2 days.

**Quadris/Azoshy 250 SC (cont'd)**

Tank mixture partner	Diseases/insects controlled	Rate	Specific comments
<b>Quadris Plus Ridomil Gold 480SL (potato - in furrow)</b>	Rhizoctonia stem and stolon canker, black scurf and the suppression of pink rot	Quadris/Azoshy at 4 mL/100 m row <b>Plus</b> Ridomil Gold 480SL at 4 mL/100 m row	Do not apply more than one application per season. Pre-harvest interval: 90 days. A plant-back interval of 30 days for potato (root crops) is required.
<b>Quadris Plus Ridomil Gold 480SL Plus Actara (potato - in furrow)</b>	Rhizoctonia stem and stolon canker, black scurf, pink rot (suppression only), Colorado potato beetle, potato leafhopper, aphids	Quadris/Azoshy at 4 - 6 mL/100 m row <b>Plus</b> Ridomil Gold 480SL at 4 mL/100 m row <b>Plus</b> Actara at 3.4 - 4.4 mL/100 m row	Do not apply more than one application per season. Pre-harvest interval: 90 days. Do not follow a soil application of Actara with a foliar application of Actara.
<b>Matador 120 EC</b>	All diseases with Quadris applied at 202 mL/acre <b>PLUS</b> Insects: all insects currently registered on the Matador 120EC label.	Quadris/Azoshy at 202 mL/acre <b>Plus</b> Matador at 26 - 51 mL/acre	Do not apply more than 2 applications of this tank mix per season. Pre-harvest interval: 15 days for vegetables, 14 days for corn, 30 days for all others including soybean. Do not apply by air.
<b>Tilt (barley)</b>	Barley net blotch ( <i>Pyrenophora teres</i> ), barley scald ( <i>Rhynchosporium secalis</i> ), barley leaf rust ( <i>Puccinia hordei</i> )	Quadris/Azoshy at 90 mL/acre <b>Plus</b> Tilt at 202 mL/acre	Do not make more than one application per season of this tank mixture. An additional application of Tilt can be made, if required.
<b>Tilt (wheat and barley)</b>	Septoria leaf spot ( <i>Septoria</i> sp.), tan spot ( <i>Pyrenophora tritici-repentis</i> )		Do not harvest wheat for forage. Do not graze or feed livestock treated forage or cut green crop for hay or silage.
<b>Tilt (spring wheat, winter wheat and barley)</b>	Stripe rust ( <i>Puccinia striiformis</i> )	Quadris/Azoshy at 80 - 120 mL/acre <b>Plus</b> Tilt at 161 - 202 mL/acre	Pre-harvest interval 45 days.
<b>Tilt (spring wheat and winter wheat)</b>	Wheat leaf rust ( <i>Puccinia triticina</i> )		

**Application Information**

**How to Apply:** Ground and aerial application. See label for application method of registered crops.

**Water Volume:** Ground: 40 L/acre minimum. In furrow treatment: 20 - 57 L/acre. Aerial: 18 L/acre minimum.

**Application Tips**

Good coverage is essential for effective disease control.

**How it Works**

Quadris fungicide is a broad spectrum, preventive fungicide with systemic properties.

**Restrictions**

**Rainfall:** Quadris alone can be applied 6 hours before rainfall. **Grazing:** Do not feed pea vine to livestock.

**Pre-harvest Intervals (days):** Canola (30), legumes (15), potato (foliar application) (1) potato (in furrow)(90).

**Plant-back Intervals:** Broadleaf and root crops – 30 days. Cereals – 45 days.

**Environmental Precautions**

This product is toxic to fish and aquatic organisms. Observe buffer zones specified on the label. Do not contaminate irrigation or drinking water supplies or aquatic habitats by cleaning of equipment or disposal of wastes. **Runoff:** Avoid application to areas where runoff is likely to occur. **Leaching:** The use of this product may result in contamination of groundwater, particularly in areas where soils are permeable (e.g. sandy soil) and/or the depth to the water table is shallow.

**Toxicity**

Oral LD<sub>50</sub> (rats) = > 5,000 mg/kg. Dermal LD<sub>50</sub> (rats) = > 4,000 mg/kg.

**Storage**

Heated storage required. Keep in original container. Store in a cool, dry, well ventilated area.



# Quadris Top

Group 3, 11

## Formulation

Product	Company	Active ingredient	Formulation	Container size
Quadris Top (PCP# 30518)	Syngenta	Azoxystrobin: 200 g/L Difenoconazole: 125 g/L	Suspension	10.125 L

## Crops, Diseases Controlled, Rates and Staging

Crop	Diseases	Rate per acre	Staging and specific comments
Potato	Early blight ( <i>Alternaria solani</i> ) Suppression: Brown spot ( <i>Alternaria alternata</i> ), black dot ( <i>Colletotrichum coccodes</i> )	229 - 404 mL	Apply prior to disease development. Apply no more than 1 application to target these diseases. If disease pressure is high, use the highest rate.
Sugar Beet	Cercospora leaf spot ( <i>Cercospora beticola</i> ), Powdery mildew ( <i>Erysiphe polygoni</i> )	229 - 404 mL	Apply on a 7 - 28 day schedule, alternating with a non-triazole fungicide that is registered for these diseases. If the disease rate is high, use the highest rate and shortest interval. Do not exceed 3 applications per year.

## Application Information

**How to Apply:** Potato: Ground and aerial application. Sugar beet: Ground application only.

**Water Volume:** Ground: 60 L/acre minimum. Aerial: 18 L/ acre minimum.

## Application Tips

Thorough coverage is essential for effective disease control.

## How It Works

Quadris Top fungicide is a broad spectrum, preventive fungicide with systemic properties.

## Restrictions

**Rainfall:** Do not apply when heavy rain is forecast. **Pre-harvest Intervals (days):** potato (14), sugar beet (7).

**Re-cropping:** A plant-back interval of 60 days is required following a Quadris Top application to the preceding crop unless Quadris Top and/or Inspire are registered for that crop.

## Environmental Precautions

This product is toxic to fish and aquatic organisms. Observe buffer zones specified on the label. Do not contaminate irrigation or drinking water supplies or aquatic habitats by cleaning of equipment or disposal of wastes. **Runoff:** Avoid application to areas where runoff is likely to occur. **Leaching:** The use of this product may result in contamination of groundwater, particularly in areas where soils are permeable (e.g. sandy soil) and/or the depth to the water table is shallow.

## Toxicity

Oral LD<sub>50</sub> (rats) = > 2,000 mg/kg. Dermal LD<sub>50</sub> (rats) = > 2,000 mg/kg.

## Storage

Store in a cool, dry area.

# Quash SC

Group 3

## Formulation

Product	Company	Active ingredient	Formulation	Container size
Quash SC (PCP# 33081)	Valent Canada Inc. distributed by Nufarm Agriculture	Metconazole: 480 g/L	Soluble concentrate	4.8 L

## Crops, Diseases Controlled, Rates and Staging

Crop	Diseases	Rate per acre	Staging and specific comments
Canola	Sclerotinia stem rot ( <i>Sclerotinia sclerotiorum</i> )	59 - 118 mL	Apply product between 20% and 50% bloom. Under high disease pressure, use the higher application rate. Do not exceed one application per season.
Dry bean	Suppression of white mould ( <i>Sclerotinia sclerotiorum</i> )	118 mL	Apply prior to disease development. Make first application at 20 - 50% bloom stage, before disease symptoms develop. Make a second application at full bloom. Do not make the second application until 7 days after the first application.  Do not apply more than 236 mL/acre per year.
Field pea	Powdery mildew ( <i>Erysiphe pisi</i> ) Suppression of white mould ( <i>Sclerotinia sclerotiorum</i> )		
Chickpea	Suppression of ascochyta blight ( <i>Ascochyta rabei</i> ) and white mould ( <i>Sclerotinia sclerotiorum</i> )		
Lentil	Suppression of ascochyta blight ( <i>Ascochyta lentis</i> ) and white mould ( <i>Sclerotinia sclerotiorum</i> )		
Potato	Early blight ( <i>Alternaria solani</i> )	73 - 118 mL	Apply prior to infection for preventive control. If conditions favour disease development, make additional applications at 7 - 10 day intervals. Do not apply more than 354 mL/acre per year.
	Suppression of white mould ( <i>Sclerotinia sclerotiorum</i> )	118 mL	
Sunflower	Rust ( <i>Puccinia helianthi</i> )	354 mL	Apply when conditions favour disease development and prior to infection. Do not apply more than 236 mL/acre per year.
	Suppression of Sclerotinia head rot ( <i>Sclerotinia sclerotiorum</i> )	118 mL	Make the first application preventively at early to mid-bloom. A second application may be made at full bloom or 7 - 14 days later. Do not apply more than 236 mL/acre per year.

## Registered tank mixes

None registered.

## Application Information

**How to Apply:** Ground and aerial application. **Water volume:** Ground: Sunflower 40 - 80 L/acre minimum. All other registered crops 80 L/acre minimum. Aerial: 20 L/acre minimum.

## Application Tips

Apply Quash SC in sufficient water to ensure thorough coverage. Thorough coverage is required for optimal disease control.

## How it Works

Metconazole is a broad-spectrum triazole fungicide. Quash is systemic and is quickly absorbed into plant tissue. Metconazole can move up, but not down, in the plant.

**Restrictions**

**Rainfall:** Do not apply when heavy rain is forecast. **Pre-harvest Intervals:** Canola – 45 days. Dry bean, field pea, chickpea, lentil, sunflower – 21 days. Potato – 8 days. **Re-cropping:** Do not plant any other crop for a period of 30 days unless Quash is registered for that use.

**Environmental Precautions**

Toxic to aquatic organisms, non-target terrestrial plants, birds, and small wild mammals. To reduce runoff from treated areas into aquatic habitats, avoid application to areas with a moderate to steep slope, compacted soil or clay.

**Toxicity**

Oral LD<sub>50</sub> (rats) = 1,750 mg/kg. Dermal LD<sub>50</sub> (rabbit) = >5,000 mg/kg.

**Storage**

Store this product away from food or feed. Store in a cool, dry place.

# Quilt/Topnotch/Sharda Fungtion SC

Group 3, 11

**Formulation**

Product	Company	Active ingredient	Formulation	Container size
Quilt (PCP# 28328)	Syngenta	Azoxystrobin: 75 g/L Propiconazole: 125 g/L	Suspension	10.125 L 101.25 L 405 L
Topnotch (PCP# 31126)	ADAMA Canada	Azoxystrobin: 143 g/L Propiconazole: 124 g/L	Suspension	8.6 L
Sharda Fungtion SC (PCP# 32878)	Sharda CropChem Ltd.	Azoxystrobin: 75 g/L Propiconazole: 125 g/L	Suspension	10.125 L

**Crops, Diseases Controlled, Rates and Timing**

Crops	Diseases	Rate		Timing and specific use restrictions
		Quilt/Fungtion (per acre)	Topnotch (per acre)	
Barley	Net blotch ( <i>Pyrenophora teres</i> )	303 mL	214 mL	Apply once between stem elongation and half-head emergence. Do not make more than 1 application per season. Pre-harvest interval: 45 days. When disease pressure from stripe rust, wheat leaf rust and other foliar diseases is expected to be high, the higher application rate should be used.
	Leaf rust ( <i>Puccinia hordei</i> )	404 mL	214 mL	
	Stripe rust ( <i>Puccinia striiformis</i> )	303 - 404 mL	214 mL	
Wheat, barley, rye	Septoria leaf spot ( <i>Septoria</i> spp.), tan spot ( <i>Pyrenophora tritici-repentis</i> ), Scald ( <i>Rhynchosporium secalis</i> )	303 mL	214 mL	Apply once between stem elongation and half-head emergence. Do not make more than 1 application per season. Pre-harvest interval: 45 days.
Wheat (spring, winter)	Leaf rust ( <i>Puccinia triticina</i> ), Stripe rust ( <i>Puccinia striiformis</i> )	303 - 404 mL	214 mL	When disease pressure from stripe rust and wheat leaf rust is expected to be high, the higher application rate of 404 mL/acre should be used.
Durum wheat	Septoria leaf spot ( <i>Septoria</i> spp.), tan spot ( <i>Pyrenophora tritici-repentis</i> ), Stripe rust ( <i>Puccinia striiformis</i> )	NR*	214 mL	Apply once between stem elongation and half head emergence.

## Quilt/Topnotch/Sharda Fungtion SC (cont'd)

Crops	Diseases	Rate		Timing and specific use restrictions
		Quilt/Fungtion (per acre)	Topnotch (per acre)	
Oats	Crown rust ( <i>Puccinia coronata</i> var. <i>avenae</i> )	303 - 404 mL	214 mL	Apply once between stem elongation and head emergence. Use high rate if field conditions favour disease development or if the field has a history of high disease pressure.
	Barley net blotch ( <i>Pyrenophora teres</i> )	NR*	214 mL	
	Septoria leaf spot ( <i>Septoria</i> sp.)	NR*	214 mL	
Triticale	Septoria leaf spot ( <i>Septoria</i> sp.), tan spot ( <i>pyrenophora triticirepentis</i> )	303 mL	214 mL	
Corn (field, sweet, seed)	Rust ( <i>Puccinia sorghi</i> ), northern corn leaf blight ( <i>Setosphaeria turcicum</i> ), eye spot ( <i>Aureobasidium zeae</i> ), grey leaf spot ( <i>Cercospora zeae-maydis</i> )	303 - 404 mL	NR*	Make first application at the first sign of disease. A second application can be made 14 days after the first application. Do not apply to field corn and field corn grown for seed after brown silk. Pre-harvest Interval: forage corn – 30 days, sweet corn – 14 days. Do not make more than 2 applications per season.
Lentil, soybean	Anthracnose ( <i>Colletotrichum truncatum</i> )	404 - 606 mL	NR*	Make the first application at the first sign of disease. A second application can be made 14 days after the first application if disease conditions persist.
Field pea	Mycosphaerella blight ( <i>Mycosphaerella pinodes</i> )	404 - 600 mL	NR*	Make the first application at the first sign of disease. Apply the high rate only under conditions of high disease pressure. A second application can be made 14 days after the first application if disease conditions persist.
Chickpea, lentil, field pea, soybean	Asian rust ( <i>Phakospora pachyrhizi</i> )	404 - 606 mL	NR*	Make the first application at the first sign of disease. Apply the high rate only under conditions of high disease pressures. Pre-harvest interval: Field pea, lentil, chickpea, soybean – 30 days; succulent podded and shelled legume vegetables – 15 days.
	Powdery mildew	404 mL	NR*	
Canola	Blackleg ( <i>Leptosphaeria maculans</i> )	404 mL	NR*	Apply at the rosette stage between 2 true leaves and bolting. One application per year. Pre-harvest interval – 30 days.
Field pea, bean, soybean, lentil	Control: Mycosphaerella blight ( <i>Mycosphaerella pinodes</i> ), anthracnose ( <i>Colletotrichum lindemuthianum</i> ), ascochyta blight ( <i>Ascochyta lentis</i> ) (lentil only) Suppression: white mould ( <i>Sclerotinia sclerotiorum</i> ), powdery mildew ( <i>Blumeria pisi</i> , <i>Erysiphe</i> spp.)	NR*	310 mL/acre	Make the first application at the first sign of disease.
Soybean	Frog eye leaf spot ( <i>Cercospora sojina</i> )	404 - 606 mL	NR*	Make the first application at growth stage R3 s(early pod set) and 14 days later at approximately growth stage R5.

\* Not registered.

## Registered Tank Mixes

Product	Herbicides	Insecticides	Fungicides
Quilt/Fungtion		Matador 120 EC	
Topnotch	Axial, Broadband, Clodinafop-propargyl, Sierra, Touchdown Total, Traxion	Matador 120 EC, Silencer 120 EC	Quadris

## Application Information

**How to Apply:** Ground and aerial application. **Water Volume:** Ground: 40 L/acre. Aerial: 18 L/acre minimum.

## Application Tips

Quilt/Topnotch/Fungtion has some phytotoxic effects when mixed with products that are formulated as emulsifiable concentrate. In addition, adjuvants that contain some form of silicone may contribute to phytotoxicity. Do not apply during periods of dead calm. Avoid application when winds are gusty.

## How it Works

Quilt/Topnotch/Fungtion consists of two fungicides, which have systemic properties and have different modes of action. They both have preventive and curative activity.

## Restrictions

**Rainfall:** Avoid application when heavy rain is forecast. **Re-cropping:** Do not rotate to any crop intended for food, grazing or any component of animal feed or bedding within 105 days of applying Quilt/Topnotch unless the second crop appears on the label. Pre-harvest interval: 30 days (field pea, bean, soybean, lentil); cereals and straw: 45 days; forage and hay: 30 days; soybean hay and dry pea hay: 14 days. Maximum number of applications: Cereals - do not exceed one application; field pea, bean, soybean - do not exceed two applications.

## Environmental Precautions

This product is toxic to fish and aquatic organisms. Observe buffer zones specified on the label. Azoxystrobin is persistent and will carry over. It is recommended that this product not be used in areas treated with Azoxystrobin during the previous season. **Runoff:** Avoid application to areas where runoff is likely to occur. **Leaching:** The properties of this product indicate it may leach to groundwater. The use of this product may result in contamination of groundwater, particularly in areas where soils are permeable (e.g. sandy soil) and/or the depth to the water table is shallow.

## Toxicity

Oral LD<sub>50</sub> (rats) = > 1,750 mg/kg. Dermal LD<sub>50</sub> (rats) = > 5,000 mg/kg.

## Storage

Store in a cool, well ventilated area. Store above 0°C. Shake well before use.

# Rampart

Group 33

## Formulation

Product	Company	Active ingredient	Formulation	Container size
Rampart (PCP# 30654)	Loveland Products Canada	Mono and dipotassium salts of phosphoric acids	Solution	9.46 L, 1,000 L

## Crops, Diseases Controlled, Rates and Timing

Crops	Diseases	Rate	Timing and specific use restrictions
Potato (post harvest)	Late blight ( <i>Phytophthora infestans</i> ), pink rot ( <i>Phytophthora erythroseptica</i> )	Prior to potato storage: Dilute 190 mL in 1 litre of water. Apply 2 litres of this solution to 1000 kg of harvested potato as a spray or rinse. Stored potato: Dilute 190 mL in 1 litre of water. Inject 2 litres of this solution per 1000 kg of stored potato tubers into water used for post harvest storage.	Maximum of 1 application per year to harvested potato tubers prior to storage or potato tubers in storage. Apply as soon as possible after harvest.

**Rampart (cont'd)**

Crops	Diseases	Rate	Timing and specific use restrictions
Potato (in-crop foliar application)	Suppression of late blight ( <i>Phytophthora infestans</i> ) and pink rot ( <i>phytophthora erythroseptica</i> )	1.2 - 3.2 L/acre	Begin applications when conditions are favourable for disease development and continue on a 7-day interval. Use the higher rate when disease pressure is moderate or high. Do not make more than 5 applications in a season. Do not apply at intervals less than 3 days.

**Registered Tank Mixes**

None registered.

**Application Information**

**How to Apply:** Post harvest applications: See table above. Foliar applications: Ground and aerial application.

**Water volume:** Ground: 120 L/acre minimum. Aerial: 40 L/acre minimum.

**Restrictions**

**Rainfall:** Do not apply if heavy rainfall is imminent. **Re-entry:** Do not enter treated areas within 4 hours.

**Environmental Precautions**

To reduce runoff from treated areas into aquatic habitats, avoid application to areas with moderate to steep slopes, compacted soil or clay.

**Toxicity**

Oral LD<sub>50</sub> = not established. Dermal LD<sub>50</sub> = not established.

**Storage**

Store product away from food and feed.

# Ranman 400SC

**Group 21****Formulation**

Product	Company	Active ingredient	Formulation	Container size
Ranman 400SC (PCP# 27984)	ISK Biosciences Corporation	Cyazofamid: 400 g/L	Suspension	3.79 L

**Crops, Diseases Controlled, Rates and Timing**

Crops	Diseases	Rate per acre	Timing and specific use restrictions
Potato	Late blight ( <i>Phytophthora infestans</i> )	40 - 80 mL	Use the low rate (40 mL product/acre) for preventive applications or very low disease pressure, increasing the rate as disease pressure and/or crop development increases, up to a maximum rate (80 mL product/acre). For late blight tuber rot control, ensure that the last 2 - 3 applications of Ranman 400SC prior to desiccation are made at the maximum rate (80 mL product/acre) following resistance management practices. After one application, alternate Ranman 400SC fungicide with at least one application of fungicide having a different mode of action for control of late blight. Do not make more than 6 applications per year.

**Note:** Must be tank mixed with non-ionic or organosilicone surfactant at 0.6 L/acre.

**Registered Tank Mixes**

None registered.

**Application Information**

**How to Apply:** Ground and aerial application. **Water Volume:** Ground: 80 - 240 L/acre. Aerial: 20 L/acre minimum.

**How it Works**

The active ingredient cyanofamid is a member of the cyanofamidazole class of chemistry and has preventive and protectant activity. Although Ranman 400SC has limited systemic activity, it should be treated as a protectant fungicide and applied before the disease enters the crop.

**Restrictions**

**Rainfall:** Do not apply if heavy rainfall is imminent. **Pre-harvest Intervals:** 7 days. **Re-entry:** Do not enter treated areas within 12 hours. **Re-cropping:** A plant-back interval of 30 days is required.

**Environmental Precautions**

This product is toxic to aquatic organisms. Observe buffer zones specified on the label. To reduce runoff from treated areas into aquatic habitats, consider the characteristics and conditions of the site before treatment.

**Toxicity**

Oral LD<sub>50</sub> (rats) = > 5,000 mg/kg. Dermal LD<sub>50</sub> (rats) = > 2,000 mg/kg.

**Storage**

Store product in original container in a secured, dry area separate from other pesticides, fertilizer, food and feed.

# Reason 500 SC

Group 11

**Formulation**

Product	Company	Active ingredient	Formulation	Container size
Reason 500 SC (PCP# 27462)	Bayer CropScience	Fenamidone: 500 g/L	Suspension concentrate	2 L

**Crops, Diseases Controlled, Rates and Timing**

Crops	Diseases	Rate	Timing and specific comments
Potato (foliar)	Early blight ( <i>Alternaria solani</i> ), late blight ( <i>Phytophthora infestans</i> )	80 mL as a tank mix with either Dithane DG 75 at 500 g/acre or Bravo 500 at 500 mL/acre	Begin application when plants are 15 - 20 cm high or when disease threatens. Apply a fungicide having a different mode of action within 7 - 10 days after each application. Use the shorter spray interval when conditions favour disease development.
Potato (at planting)	Seed-borne late blight	10 mL/100 kg seed pieces (4.5 mL/cwt)	Apply as a seed-piece treatment.

**Registered Tank Mixes**

See information in table above.

**Application Information**

**How to Apply:** May be applied with ground equipment or by air. **Water Volume:** Ground: minimum of 91 L/acre. Air: minimum of 15 L/acre.

**Reason 500 SC (cont'd)****Application Tips**

Reason 500 SC should be applied as a preventive disease control measure. Good coverage is essential for effective disease control. Reason fungicide can also be applied as a seed-piece treatment at planting for control of seed-borne late blight.

**How it Works**

Reason 500 SC is a preventive, protectant fungicide that inhibits spore germination and acts as an anti-sporulant.

**Restrictions**

**Pre-harvest Intervals:** 14 days. **Re-cropping:** Potato and all other crops may be planted following a minimum plant-back interval of 30 days.

**Environmental Precautions**

Reason 500 SC is toxic to aquatic organisms. Observe buffer zones specified on the label. This product may be harmful to beneficial predatory or parasitic arthropods. **Runoff:** To reduce runoff from treated areas into aquatic habitats, avoid application to areas with a moderate to steep slope, compacted soil, or clay. Avoid application when heavy rain is forecast.

**Toxicity**

Oral LD<sub>50</sub> (rats) = > 5,000 mg/kg. Dermal LD<sub>50</sub> (rats) = > 5,000 mg/kg.

**Storage**

Store container in a cool, dry place. If stored for 1 year or longer, shake well before using. Do not store at temperatures below freezing.

# Revus

**Group 40****Formulation**

Product	Company	Active ingredient	Formulation	Container size
Revus (PCP# 29074)	Syngenta	Mandipropamid:250 g/L	Suspension	3.785 L

**Crops, Diseases Controlled, Rates and Timing**

Crops	Diseases	Rate per acre	Timing and specific comments
Potato	Late blight ( <i>Phytophthora infestans</i> )	0.16 - 0.24 L	Begin applications prior to disease development and continue throughout the season on a 7 - 10 day schedule, following resistance management guidelines (see label for details). Do not make more than 4 applications in a season.
	Seed borne late blight ( <i>Phytophthora infestans</i> ) Suppression of pink rot ( <i>Phytophthora erythroseptica</i> )	13 - 26 mL/100 kg seed	For seed applications, this product must be applied using a closed treatment system. Uneven or incomplete seed coverage may not give the desired level of disease control.

**Registered Tank mixes**

Revus at 0.16 - 0.24 L/acre can be tank mixed with Bravo 500 at 0.19 - 0.4 L/acre.



### Application Information

**How to Apply:** Ground and aerial application for foliar late blight. For seed applications, follow the manufacturer's application instructions for the seed treatment equipment being used. Refer to label for more information on the maximum number of foliar applications allowed following the use of Revus as potato seed piece treatment. Do not apply more than 242 mL manopropamid/acre/year. **Water Volume:** Ground: 40 L/acre minimum. Aerial: 18 L/acre minimum. **Surfactant:** Non-ionic adjuvant is recommended at 0.25%.

### How it Works

After application, Revus adheres to the waxy cuticle of treated leaves, becomes rainfast and establishes a barrier to prevent fungi from taking hold. The fungicide also enters the leaf to provide protection to both sides of the leaf. Revus also provides anti-germination effects; therefore, disease spores that land on the plant are prevented from germinating.

### Restrictions

**Pre-harvest Intervals:** 14 days. **Re-cropping:** Do not plant any crop that is not registered for use with Revus for a period of 30 days after the last application. **Re-entry:** Do not enter treated areas for 12 hours.

### Environmental Precautions

Do not apply this product directly to freshwater habitats. Do not contaminate irrigation or drinking water supplies or aquatic habitats by cleaning of equipment or disposal of wastes. **Runoff:** To reduce runoff from treated areas into aquatic habitats, avoid application to areas with a moderate to steep slope, compacted soil, or clay. Avoid application when heavy rain is forecast.

### Toxicity

Oral LD<sub>50</sub> (rats) = > 5,000 mg/kg. Dermal LD<sub>50</sub> (rats) = > 5,000 mg/kg.

### Storage

Does not require heated storage. Store container in a cool, dry place.

## Rovral Flo/Overall 240SC/ Prodex SC Fungicide

Group 2

### Formulation

Product	Company	Active ingredient	Formulation	Container size
Rovral Flo (PCP# 29315)	FMC Corporation	Iprodione: 240 g/L	Suspension	8.4 L, 409 L
Overall 240SC (PCP# 30275)	ADAMA Canada	Iprodione: 240 g/L	Suspension	8.4 L, 100.8 L
Prodex SC Fungicide (PCP# 32490)	Sharda CropChem Ltd.	Iprodione: 240 g/L	Suspension	8.4 L

### Crops, Diseases Controlled, Rates and Timing

Crops	Diseases	Rate per acre	Timing and specific comments
Alfalfa (seed production)	Sclerotinia ( <i>Sclerotinia sclerotiorum</i> )	0.85 - 1.25 L	Apply when the crop is in the 20 - 50% bloom stage. The high rate is recommended for fields with a history of severe disease pressure and dense crops stands.

**Rovral Flo/Overall 240SC/Prodex SC Fungicide (cont'd)**

Crops	Diseases	Rate per acre	Timing and specific comments
Canola	Sclerotinia stem rot ( <i>Sclerotinia sclerotiorum</i> )	Single application: 0.85 - 1.25 L	Apply at 20 - 50% bloom. For best results, apply at 20 - 30% bloom (prior to petals beginning to fall). The use of the higher rate on the first application is recommended for fields with a history of severe disease pressure and dense crop stands. Do not make more than 2 applications per season.
		Split application*: 0.42 - 0.63 L/acre at 20% bloom followed by 0.42 L/acre at 50% bloom.	
		Single application for low disease pressure: 0.63 L/acre	
	Alternaria black spot ( <i>Alternaria brassicae</i> and <i>A. raphani</i> )	Single application*: 0.85 L	Apply at early green pod stage*. Do not make more than 2 applications per season.
Split application*: 0.42 L/acre at 20 - 50% bloom followed by 0.42 L/acre at the early green pod stage			

\* Early green pod stage: Almost all canola pods are fully formed and still green with only a few flowers or undeveloped pods remaining at the top of the plant.

**Registered Tank Mixes**

None registered.

**Application Information**

**How to Apply:** Ground and aerial application. **Water Volume:** Ground: 40 L/acre. Aerial (canola only): 18 L/acre minimum.

**How it Works**

The active ingredient iprodione protects canola and alfalfa against sclerotinia stem rot and alternaria black spot in canola.

**Restrictions**

**Rainfall:** Do not spray in heavy dew or when rain is imminent. **Grazing:** Treated alfalfa vegetation is not to be used for animal feed. **Pre-harvest Interval:** 38 days.

**Environmental Precautions**

Do not apply directly to water. Overspray or drift to sensitive habitats should be avoided. Do not contaminate sensitive areas through direct application, drift or disposal of waste or cleaning equipment.

**Toxicity**

Oral LD<sub>50</sub> (male rats) => 5,000 mg/kg. Dermal LD<sub>50</sub> (rabbit) => 2,000 mg/kg.

**Storage**

Store above 0°C.

# Scala SC

Group 9

**Formulation**

Product	Company	Active ingredient	Formulation	Container size
Scala (PCP# 280110)	Bayer CropScience	Pyrimethanil: 400 g/L	Suspension	6.07 L

**Crops, Diseases Controlled, Rates and Timing**

Crops	Diseases	Rate per acre	Timing and specific comments
Potato	Early blight ( <i>Alternaria solani</i> )	Scala SC must be applied in tank mix with Bravo 500: Scala SC at 300 mL PLUS Bravo 500 at label rate	Apply when plants are 15 - 20 cm high or when environmental conditions are conducive to disease development. Repeat applications at 7 - 14 day intervals or as necessary to maintain disease control. If severe disease conditions exist, use the 7-day interval. A maximum of six applications per year.

**Application Information**

**How to Apply:** Ground and aerial application. **Water Volume:** Ground: 120 L/acre. Aerial: 14 L/acre.

**Caution:** Do not apply more than 2.4 L/acre in a single growing season.

**Application Tips**

Thorough coverage of all plant parts to be protected is essential for good disease control.

**How it Works**

Scala SC is a systemic fungicide that is effective on early blight. Scala SC is best suited for use in a preventive treatment program.

**Restrictions**

**Rainfall:** Do not apply if heavy rain is forecast. **Pre-harvest Intervals:** Potato 7 days. **Re-cropping:** Wheat may be planted 30 days following the application of Scala SC. For all other crops not listed on the Scala SC label, a plant-back interval of 130 days must be observed.

**Environmental Precautions**

This product is toxic to aquatic organisms. For ground application, maintain a 1 m buffer zone between areas sprayed and aquatic systems. For aerial application in potato, maintain a 10 m buffer zone between areas sprayed and aquatic systems. **Runoff:** Do not apply where runoff likely to occur. Do not apply this product through any type of irrigation system.

**Toxicity**

Oral LD<sub>50</sub> (male rats) = > 5,000 mg/kg. Dermal LD<sub>50</sub> (rats) = > 4,000 mg/kg.

**Storage**

Store above 0°C. Do not store near feed or foodstuffs.

# Senator 50 SC

Group 1

**Formulation**

Product	Company	Active ingredient	Formulation	Container size
Senator 50 SC (PCP# 32096)	Nippon Soda Co. Ltd.	Thiophanate-methyl: 500 g/L	Suspension concentrate	10 L

**Crops, Diseases Controlled, Rates and Timing**

Crops	Diseases	Rate per acre	Timing and specific comments
Sugar beet	Leaf spot ( <i>Cercospora</i> sp.)	238 - 318 mL	Apply when disease first appears. Repeat 14 - 21 days later if required. Maximum seasonal rate is 635 mL/acre. For sugar beet grown for export only. To delay selection of fungicide resistance, alternate Senator 50 SC with a fungicide having a different mode of action.

**Application Information**

**How to Apply:** Ground application only. Do not apply by air. **Water volume:** Apply in sufficient water to ensure coverage of the foliage.

**How It Works**

Senator 50 WC is a systemic fungicide for control of certain fungal diseases.

**Senator 50 SC (cont'd)****Restrictions**

**Pre-harvest interval:** 21 days. **Grazing:** No sugar beet or parts of sugar beet are to be used as fodder or feed.

**Environmental Precautions**

Do not apply to any body of water. Avoid drifting of spray onto any body of water or other non-target areas. Observe buffer zones specified on the label. Do not apply during periods of dead calm or when wind velocity and direction pose a risk of spray drift.

**Toxicity**

Ingestion: Oral LD<sub>50</sub> (rats) technical = > 5,000 mg/kg (male).

**Storage**

Store in a dry place at room temperature.

# Sercadis

**Group 7****Formulation**

Product	Company	Active ingredient	Formulation	Container size
Sercadis (PCP# 31697)	BASF Canada	Fluxapyroxad: 300 g/L	Suspension	1.35 L

**Crops, Diseases Controlled, Rates and Timing**

Crops	Staging	Diseases Controlled	Rate per acre	Specific comments
Potato	In furrow	Rhizoctonia canker ( <i>Rhizoctonia</i> spp.)	135 mL	Apply in furrow. Refer to product label to determine rate per 1,000 m of row, depending on row spacing.
	Foliar	Early blight ( <i>Alternaria solani</i> )	68 - 135 mL	Apply to foliage prior to disease development.
		White mould ( <i>Sclerotinia sclerotiorum</i> )	135 mL	Apply at the beginning of flowering to control white mould. Apply a second time 7 - 14 days later if disease persists or weather conditions are favourable for disease development.

**Application Information**

**How to Apply:** Ground and aerial application. **Water Volume:** Ground: 40 L/acre minimum. Aerial: 20 L/acre minimum.

**Application Tips**

Maximum of three applications per season. In foliar applications, always tank mix Sercadis with another product with an alternate mode of action that is effective against the target pest. In foliar applications, the use of a non-ionic surfactant at 0.125% v/v is recommended.

**How it Works**

Sercadis is highly systemic. As a carboximide (SDHI) fungicide, Sercadis inhibits spore germination, mycelial growth and sporulation of the fungus on the leaf surface.

**Expected Results**

Control of soil-borne Rhizoctonia, foliar early blight and white mould.

**Restrictions**

**Pre-harvest Interval:** 7 days. **Rainfall:** Avoid application when heavy rain is forecast. Rainfast in 1 hour.

**Grazing:** May be grazed or fed to livestock but observe pre-harvest interval. **Re-cropping:** Sugar beet, legumes, cereals and oilseeds may be planted immediately following the last application. A plant-back interval of 1 year is required for all other crops.

**Environmental Precautions**

Observe buffer zones specified on the label. The use of this chemical may result in contamination of ground water, particularly in areas where soils are permeable (e.g. sandy soils) and/or depth of the water table is shallow. Toxic to aquatic organism and small mammals.

**Toxicity:**

Mammalian toxicity. Acute oral LD<sub>50</sub> (rats) = > 500 - < 2,000 mg/kg.

**Storage:**

Store this product away from food or feed.

# Serenade OPTI

Group 44/Bio fungicide

**Formulation**

Product	Company	Active ingredient	Formulation	Container size
Serenade OPTI (PCP# 31666)	Bayer CropScience	<i>Bacillus subtilis</i> 26.2% (QST 713 strain)	Wettable powder	2.72 kg

**Crops, Diseases Controlled, Rates and Timing**

Crops	Diseases	Rate per acre	Application Timing
Dry bean, chickpea, lentil, field pea	White mould ( <i>Sclerotinia sclerotiorum</i> ), grey mould ( <i>Botrytis cinerea</i> )	0.7 to 1.3 kg	Begin application soon after emergence and when conditions are conducive for disease development. Repeat on a 7 - 10 day interval.
Soybean	White mould ( <i>Sclerotinia sclerotiorum</i> )	0.2 to 0.8 kg	Begin application soon after emergence and when conditions are conducive for disease development. Repeat on a 7 - 10 day interval.
	Brown spot ( <i>Septoria glycines</i> ), frog-eye leaf spot ( <i>Cercospora sojina</i> )	0.04 to 0.2 kg	
Potato	Sclerotinia stem rot ( <i>Sclerotinia sclerotiorum</i> )	0.4 to 1.3 kg	Begin application soon after emergence and when conditions are conducive for disease development. Repeat on a 7 - 10 day interval.
	Early blight ( <i>Alternaria solani</i> )	0.4 to 0.9 kg	
	Silver scurf ( <i>Helminthosporium solani</i> )	7 to 14 g/tonne	For post-harvest application to aid in the control of silver scurf. See label for details.
Canola, flax, borage, camelina, mustard	Sclerotinia stem rot ( <i>Sclerotinia sclerotiorum</i> )	0.1 to 0.4 kg	Begin application at 20 - 30% bloom. A second application may be made 7 - 10 days later, at approximately 50% bloom and prior to significant petal fall, if conditions for disease development are favourable. Use higher rates in fields with a history of heavy disease pressure.
Caraway, coriander, fenugreek	Botrytis grey mould ( <i>Botrytis cinerea</i> ), white mould ( <i>Sclerotinia sclerotiorum</i> )	0.7 to 1.3 kg	Begin application soon after emergence and when conditions are conducive for disease development. Repeat on a 7 - 10 day interval.

**Serenade OPTI (cont'd)****Application Information**

**How to Apply:** Ground and aerial application. **Water Volume:** Ground: 40 L/acre. Aerial: 20 L/acre.

**How it Works**

Serenade OPTI is a broad spectrum, preventive biofungicide for the suppression of plant diseases. It may be applied as a foliar spray alone or in an alternating spray program with other registered crop protection products.

**Restrictions**

**Pre-harvest Intervals:** Serenade OPTI can be applied up to and including the day of harvest.

**Environmental Precautions**

Do not contaminate irrigation or drinking water supplies or aquatic habitats by cleaning of equipment or disposal of wash water.

**Toxicity**

Oral LD<sub>50</sub> (rats) = > 5,000 mg/kg. Dermal LD<sub>50</sub> (rats) = > 5,000 mg/kg.

**Storage**

Product can be stored below 25°C for up to 3 years. Do not freeze.

# Serenade SOIL

**Group 44****Formulation**

Product	Company	Active ingredient	Formulation	Container size
Serenade SOIL (PCP# 30647)	Bayer CropScience	<i>Bacillus subtilis</i> 1 x 10 <sup>9</sup> CFU/g	Solution	9.46 - 511 L

**Crops, Diseases Controlled, Rates and Timing**

Crops	Diseases	Rate	Timing and specific comments
Legume vegetables, bean ( <i>Lupinus</i> spp., <i>Phaseolus</i> spp. and <i>Vigna</i> spp.), chickpea, lentil and pea (all types)	Fusarium root rot ( <i>Fusarium</i> spp.), Pythium root rot ( <i>Pythium</i> spp.), Rhizoctonia root rot ( <i>Rhizoctonia solani</i> )	1.1 - 5.7 L/acre	Serenade SOIL is a broad-spectrum, preventive biofungicide to suppress many important plant diseases. When conditions are conducive to heavy disease pressure, use Serenade SOIL in a rotational program with other registered fungicides.
Potato (post harvest)	Silver scurf ( <i>Helminthosporium solani</i> )	85 - 175 mL/tonne	For post-harvest application to aid in the control of silver scurf. Prepare the equivalent of 5 - 10 L of Serenade SOIL in 100 L of water. Spray 2 L of the Serenade SOIL/water suspension per tonne of potato.
Potato (at planting)	Rhizoctonia root rot, black scurf and stem canker ( <i>Rhizoctonia solani</i> ), Phytophthora root rot and pink rot ( <i>Phytophthora erythroseptica</i> ), Pythium root rot and cavity spot ( <i>Pythium</i> spp.), fusarium root rot ( <i>Fusarium</i> spp.)	1.1 to 5.7 L/acre	In-furrow at planting

**Registered Tank Mixes**

None registered.

## Application Information

**How to Apply:** Ground application only. Ground: 40 L/acre minimum. Serenade SOIL is for application at planting or post-harvest (for potato).

## Application Tips

**Broadcast or Band:** Apply as a 15-cm band over the top of the seed row or as a broadcast spray after planting. Use higher rates for broadcast applications. Ensure incorporation into the seed zone within 24 hours of applications with rain or overhead irrigation. **In-furrow application:** Apply in-furrow in the appropriate amount of water per acre. Mount the spray nozzle so the spray is directed in the furrow just before the seed or seed-pieces are covered. **Overhead irrigation:** Apply with irrigation water, ensuring uniform coverage of the soil and incorporation of product into the seed zone. **Surface drip irrigation:** Apply product with the first irrigation after planting. **Post-planting applications at any crop stage:** Apply the finished spray mixture to the soil as a drench, spray or drip irrigation, directing it towards the base of the plant.

## How it Works

*Bacillus subtilis* a bacterium that works as a bio-fungicide to prevent infection of labeled disease by multi-site biochemical activity.

## Restrictions

**Pre-harvest Interval:** Serenade SOIL can be applied up to and including the day of harvest.

## Environmental Precautions

Do not contaminate irrigation or drinking water supplies or aquatic habitat by cleaning of equipment or disposal of wash water.

## Toxicity

Oral LD<sub>50</sub> (rats) > 5,000 mg/kg. Dermal LD<sub>50</sub> (rabbit) > 5,000 mg/kg.

## Storage

Maximum storage period of two years at room temperatures up to 25°C.

# Stadium

Group 3, 11, 12

## Formulation

Product	Company	Active ingredient	Formulation	Container size
Stadium (PCP #31050)	Syngenta	Azoxystrobin: 143 g/L Difenoconazole: 112 g/L Fludioxylin: 143 g/L	Suspension concentrate	10 L

## Crops, Diseases Controlled, Rates and Timing

Crops	Diseases	Rate	Timing and specific comments
Potato	Fusarium dry rot ( <i>Fusarium</i> spp.) Silver scurf (suppression) ( <i>Helminthosporium solani</i> )	32.5 mL/tonne	Final spray solution of Stadium and water should deliver an application rate of 2 L per metric tonne of potato. Ensure proper coverage of the tubers. Tubers should be tumbling as they are treated.

## Application Information

**How to Apply:** In-line aqueous spray application. See label for detailed mixing instructions.

**Stadium (cont'd)****How it Works**

Stadium helps control the spread of pathogens to preserve tuber quality. Three active ingredients deliver multiple modes of action to support broad-spectrum disease control and resistance management.

**Restrictions**

Maximum Residue Limits (MRLs) in potato products for export to a number of countries outside North America have been established for the active ingredients in Stadium; however, they are not harmonized with North American levels. Prior to application, growers are advised to check with their potato buyer regarding Stadium use. It should also be noted that Stadium is NOT registered for use on seed potato.

**Environmental Precautions**

This product is toxic to fish and aquatic invertebrates. Do not apply directly to water. Do not allow contaminated waste water from the processing areas to enter lakes, streams, ponds or other waters. Do not contaminate irrigation or drinking water supplies or aquatic habitats by cleaning of equipment or disposal of wastes.

**Toxicity**

Oral LD<sub>50</sub> (rats) > 550 mg/kg. Dermal LD<sub>50</sub> (rats) = > 5,000 mg/kg.

**Storage**

Store in a cool, dry place.

# Tanos 50 DF

**Group 11, 27****Formulation**

Product	Company	Active ingredient	Formulation	Container size
Tanos 50 DF (PCP# 27435)	Corteva Agriscience	Famoxadone: 25% Cymoxanil: 25%	Dry flowable	3.4 kg

**Crops, Diseases Controlled, Rates and Timing**

Crops	Diseases	Rate per acre	Timing and specific comments
Potato	Early blight ( <i>Alternaria solani</i> ), late blight ( <i>Phytophthora infestans</i> )	227 - 340 g	A minimum 12 day application window must pass between the 1st and 2nd application of Tanos 50 DF fungicide. A minimum 24 day application interval must pass between the 2nd and 3rd application of Tanos 50 DF Fungicide. Fungicides other than Tanos 50 DF may be used as necessary to protect the crop during these intervals. Do not apply Tanos 50 DF Fungicide to more than 247 acre/day. Apply no more than 3 applications per year.

**Registered Tank Mixes**

None registered.

**Application Information**

**How to Apply:** Ground and aerial application. May be applied with ground sprayers or air-assisted sprayers. Do not apply by air. **Water Volume:** Use 100 - 120 L/acre water volume with conventional sprayers. Use a minimum of 44 L/acre water volume with air assisted sprayers. Aerial: 20 L/acre minimum.



**Application Tips**

Tanos 50 DF must not be applied to any crop suffering from stress as a result of drought, waterlogging, low temperatures, insect attacks, nutrient or lime deficiency or other factors reducing crop growth.

**How it Works**

Tanos 50 DF is both a protectant and locally systemic fungicide containing two different modes of action.

**Restrictions**

**Rainfall:** Tanos 50 DF fungicide rapidly penetrates into plant tissues and is rainfast within 12 hours after application.

**Re-cropping:** Crops that are on the Tanos 50 DF label may be planted back at any time; cereal grains may be planted back following a minimum plant-back interval of 30 days, and all other crops may be planted back following a minimum plant-back interval of one year. **Re-entry:** Do not re-enter treated areas within 24 hours of application.

**Pre-harvest Intervals:** 14 days.

**Environmental Precautions**

Tanos 50 DF is toxic to fish and other aquatic organisms. This product is toxic to birds and wild mammals and is harmful to beneficial arthropods, such as predators and parasitoids. Toxic to aquatic organisms and non-targeted terrestrial plants. Observe buffer zones specified on the product label. **Runoff:** Do not apply to areas that are vulnerable to runoff. If rainfall is imminent, delay spraying.

**Toxicity**

Famoxadone: Oral LD<sub>50</sub> (rats) => 5,000 mg/kg. Dermal LD<sub>50</sub> (rabbit) => 2,000 mg/kg.

Cymoxanilis: Oral LD<sub>50</sub> (rats) => 960 mg/kg. Dermal LD<sub>50</sub> (rabbit) => 2,000 mg/kg.

**Storage**

Store product closed in original container only. Protect against humid air and water.

## Tilt 250 E/Bumper 432 EC/Pivot 418 EC/ Propel/Nufarm Propiconazole Fungicide/ Propi Super 25 EC/Fitness

Group 3

**Formulation**

Product	Company	Active ingredient	Formulation	Container size
Tilt 250 E (PCP# 19346)	Syngenta	Propiconazole: 250 g/L	Emulsifiable concentrate	8 L
Bumper 432 EC (PCP# 28017)	ADAMA Canada	Propiconazole: 432 g/L		4.8 L
Pivot 418 EC (PCP# 28219)	IPCO	Propiconazole: 418 g/L		4.8 L
Propel (PCP# 29548)	Loveland Products Canada	Propiconazole: 250 g/L		8 L
Nufarm Propiconazole Fungicide (PCP# 30367)	Nufarm Agriculture	Propiconazole: 418 g/L		9.6 L
Propi Super 25 EC (PCP# 32240)	Sharda CropChem Ltd.	Propiconazole: 250 g/L		8 L
Fitness (PCP# 32639)	Loveland Products Canada	Propiconazole: 418 g/L		4.8 L
Co-op Pivot (PCP# 32986)	Federated Co-operatives Ltd.	Propiconazole: 418 g/L		4.8 L

**Tilt 250 E/Bumper 432 EC/Pivot 418 EC/Propel/  
Nufarm Propiconazole Fungicide/Propi Super 25 EC/Fitness (cont'd)**

**Crops, Diseases Controlled, Rates and Timing**

Crop	Diseases	Rate per acre		Timing
		Tilt/Propel/ Propi Super	Bumper/Pivot /Nufarm Propiconazole/Fitness	
<b>Wheat (durum, spring, winter)</b>	Septoria leaf spot ( <i>Septoria</i> sp.) Tan spot ( <i>Pyrenophora tritici-repentis</i> )	101 - 202 mL	61 - 121 mL	<b>Early Application:</b> For early season suppression (as early as the two leaf stage), use the lower rate under normal field conditions. If there is a history of high disease pressure and/or field conditions favour disease development, use the higher rate. <b>Late Application:</b> Use the high rate at later growth stages but before head is half emerged.
<b>Barley</b>	Net blotch ( <i>Pyrenophora teres</i> )			
<b>Oats</b>	Septoria leaf blotch ( <i>Septoria avenae</i> ), crown rust ( <i>Puccinia coronata</i> )			
<b>Canary seed</b>	Septoria leaf mottle ( <i>Septoria triseti</i> )	202 mL	121 mL	Apply only once at flag leaf emergence.
<b>Timothy</b>	Purple eyespot ( <i>Cladosporium phlei</i> )	202 mL	Pivot: 121 mL Bumper/Nufarm Propiconazole: Not registered	Early Application: Apply at the first sign of disease. Late application: Full flowering.
<b>Bean (dry)</b>	Rust ( <i>Uromyces</i> spp.)	202 mL	121 mL	Apply when there is 5% disease level in the field, followed by a second application 14 days after the first if disease development persists.
<b>Chickpea, lentil, pea (dry)</b>	Asian rust ( <i>Phakospora pachyrhizi</i> )	202 - 305 mL	Not registered	
	Powdery mildew	202 mL	Not registered	
<b>Canola</b>	Blackleg ( <i>Leptosphaeria maculans</i> )	202 mL	121 mL	Apply during the rosette stage (2 <sup>nd</sup> leaf - bolting).
<b>Corn</b>	Rust ( <i>Puccinia sorghi</i> )	202 mL	121 mL	Apply at the first sign of the disease.
	Northern corn leaf blight ( <i>Setosphaeria turcicum</i> )	101 - 202 mL	61 - 121 mL	
	Eye spot ( <i>Aureobasidium zeae</i> )	202 mL	121 mL	

**Registered Tank Mixes**

**Herbicides:**

**Tilt/Propi Super 25 EC:** 2,4-D Amine, MCPA Amine, Buctril M, Pardner, Mextrol, Approve, Horizon, Axial 100EC, Broadband.

**Bumper/Nufarm Propiconazole:** 2,4-D Amine, MCPA Amine, Badge, Bromatril, Horizon 240EC.

**Pivot:** 2,4-D Amine, MCPA Amine, Buctril M, Pardner, Horizon 240EC, Logic M, Badge, Brotex 240, Bromotril 240EC.

**Propel:** 2,4-D Amine, MCPA Amine, Buctril M, Pardner, Horizon 240EC, Axial 100EC.

**Fitness:** 2,4-D Amine, MCPA Amine, Buctril M, Logic M, Badge, Horizon 240EC, Pardner, Brotex 240, Bromotril 240EC.

**Insecticides:** In corn only, Tilt, Pivot, Propi Super 25 EC and Propel may be tank mixed with one of the following pesticides: Matador, Mako. In corn, Bumper/Nufarm Propiconazole may be tank mixed only with Silencer. In legumes (see label for list of registered crops), Tilt 250E and Propel can be tank mixed with Matador.

**Fungicides:** In wheat, barley, rye, oats and triticale, Tilt 250E, Propi Super 25 EC and Propel can be tank mixed with Quadris. In legumes (see label for list of registered crops), Tilt 250E, Propi Super 25 EC and Propel can be tank mixed with Quadris for Asian soybean rust.

**Application Information**

**How to Apply:** Ground and aerial application. **Water Volume:** Ground: 80 L/acre. Aerial: 16 - 20 L/acre.

## Application Tips

Good coverage is essential for effective disease control. Any reduction in water volume can reduce disease control. Do not exceed two applications per season.

## How it Works

Partially systemic. Propiconazole is transported upwards in plants. It has both preventive and curative activity. Length of control will vary from 3 - 4 weeks depending on disease, crop and environmental conditions. Strongly absorbed by most soils.

## Restrictions

**Rainfall:** If rainfall occurs within one hour of application, re-application is necessary. **Grazing:** Do not graze animals on treated green crops within three days of application. Do not feed straw from crops treated with herbicide tank mixes to livestock. **Pre-harvest Intervals:** Wheat, barley and oats: 45 days. Canola: 60 days. Bean (dry): 30 days. Timothy: 14 days. Corn: 30 days (field corn harvested for forage), 14 days (sweet corn). See label for pre-harvest intervals when tank mixing with a herbicide or an insecticide.

## Environmental Precautions

Propiconazole is toxic to fish. Do not spray any body of water by direct application, drift or by cleaning/rinsing spray equipment. Formulated products contain petroleum distillate that is moderately to highly toxic to aquatic organisms.

## Toxicity

Tilt: Oral LD<sub>50</sub> (rats) = > 2,105 mg/kg. Dermal LD<sub>50</sub> (rabbit) = > 4,250 mg/kg.

Bumper 432 EC/Nufarm Propiconazole: Oral LD<sub>50</sub> (rats) = > 2,000 mg/kg. Dermal LD<sub>50</sub> (rabbit) = > 5,000 mg/kg.

Pivot 418 EC: Oral LD<sub>50</sub> (rats) = 982 mg/kg. Dermal LD<sub>50</sub> (rabbit) = > 5,000 mg/kg.

Propel/Propi Super: Oral LD<sub>50</sub> (rats) = 2,105 mg/kg. Dermal LD<sub>50</sub> (rabbit) = 4,250 mg/kg.

## Storage

Heated storage only.

# Trivapro

Group 3, 7, 11

## Formulation

Product	Company	Active ingredient	Formulation	Container size
Trivapro A (PCP# 32184)	Syngenta	Azoxystrobin: 75 g/L Propiconazole: 125 g/L	Suspension	8.1 L, 160 L
Trivapro B (PCP #32185)	Syngenta	Benzovindiflupyr: 100 g/L	Emulsifiable concentrate	2.43 L, 12 L

## Crops, Diseases Controlled, Rates and Timing

Crops	Diseases Controlled*	Stage	Rate
Soybean	Asian (soybean) rust ( <i>Phakopsora pachyrhizi</i> ), powdery mildew ( <i>Microsphaera diffusa</i> , <i>Erysiphe pisi</i> , <i>E. polygoni</i> ), anthracnose ( <i>Colletotrichum truncatum</i> ), frog-eye leaf spot ( <i>Cercospora sojina</i> ), white mould ( <i>Sclerotinia sclerotiorum</i> ), septoria brown spot ( <i>Septoria glycines</i> )	Apply prior to disease development.	Trivapro A: 0.40 L/ac Trivapro B: 0.12 L/ac  One case of Trivapro applied at the recommended rate will treat 40 acres.  One bulk pack of Trivapro applied at the recommended rate will treat 400 acres.

**Trivapro (cont'd)**

Crops	Diseases Controlled*	Stage	Rate
<b>Cereals</b>	Stem rust ( <i>Puccinia graminis</i> ), leaf rust ( <i>P. recondita</i> ), stripe rust ( <i>P. striiformis</i> ), septoria leaf blotch ( <i>Septoria tritici</i> ), tan spot ( <i>Pyrenophora tritici-repentis</i> ), powdery mildew ( <i>Erysiphe graminis</i> ), net blotch ( <i>Drechslera teres</i> ), barley scald ( <i>Rhynchosporium secalis</i> )	Apply between stem elongation and head half emergence up until the flag leaf stage.	Trivapro A: 0.40 L/ac Trivapro B: 0.12 L/ac  One case of Trivapro applied at the recommended rate will treat 40 acres.
<b>Corn</b>	Rust ( <i>Puccinia sorghi</i> ), Northern corn leaf blight ( <i>Setosphaeria turcicum</i> ), Southern corn leaf blight ( <i>Cochliobolus heterostrophus</i> ), eye spot ( <i>Aureobasidium zeae</i> ), grey leaf spot ( <i>Cercospora zeae-maydis</i> ), anthracnose leaf blight ( <i>Colletotrichum graminicola</i> )	Begin applications prior to disease onset when conditions are conducive for disease. Make applications no closer than 14 days apart.	One bulk pack of Trivapro applied at the recommended rate will treat 400 acres.

\*Not all diseases are registered on both labels.

**Registered Tank Mixes**

None registered.

**Application Information**

**How to Apply:** Ground and aerial application. **Water Volume:** Ground: 80 L/acre minimum. Aerial: 18 L/acre minimum.

**How it Works**

Trivapro contains solatenol, azoxystrobin and propiconazole. These fungicides help cure existing leaf disease and prevent further infections.

**Restrictions**

Maximum allowable applications: Maximum of 2 applications per season to soybean, corn and cereals. Maximum of 1 application to soybean hay. **Pre-harvest Intervals (days):** Soybean: 30, soybean hay: 14, cereals: 45, forage and hay (wheat, oats, barley, triticale, rye): 30, grain and sweet corn: 14, forage corn: 30. **Rainfall:** The product is most effective when applied and allowed to dry before a rainfall. **Re-cropping:** For crops not registered, do not apply within 180 days. Not all the registered cereal crops have been tested for efficacy and phytotoxicity at the recommended label rates, and Trivapro fungicide should be used at the discretion of the user. Under certain environmental conditions, tank mixes of Trivapro plus herbicides (especially those containing bromoxynil) and/or fertilizers may cause crop injury.

**Environmental Precautions**

Toxic to aquatic organisms, non-target terrestrial plants and certain beneficial insects. Minimize spray drift to reduce harmful effects on beneficial insects. Both actives are persistent and will carry over. It is recommended that this product not be used in areas treated with either active during the previous season. Do not contaminate irrigation or drinking water supplies or aquatic habitats by cleaning of equipment or disposal of waste.

**Toxicity**

Trivapro A: Oral LD<sub>50</sub> (rats) = 1,750 mg/kg body weight. Dermal LD<sub>50</sub> (rats) > 5,000 mg/kg body weight.  
Trivapro B: Oral LD<sub>50</sub> (rats) = 550 mg/kg. Dermal LD<sub>50</sub> (rats) > 5,000 mg/kg body weight.

**Storage**

Keep in original container. Store in a cool, dry, well ventilated area. Do not store below 0°C.

# Twinline

Group 3, 11

## Formulation

Product	Company	Active ingredient	Formulation	Container size
Twinline (PCP# 30337)	BASF Canada	Pyraclostrobin: 130 g/L Metconazole: 80 g/L	Liquid	8.1 L, 64 L, 128 L, 400 L

## Crops, Diseases Controlled, Rates and Staging

Crops	Diseases	Rate per acre	Staging and specific comments
Wheat (all types) Triticale	Tan spot ( <i>Pyrenophora tritici-repentis</i> ), septoria leaf spot ( <i>Septoria tritici</i> or <i>Stagonospora nodorum</i> ), leaf rust ( <i>Puccinia recondita</i> ), spot blotch ( <i>Cochliobolus sativus</i> ), stripe rust ( <i>Puccinia striiformis</i> ), powdery mildew ( <i>Erysiphe graminis</i> f. sp. <i>tritici</i> )	154 - 202 mL	Prior to disease development or at onset of disease. Use the 202 mL/acre rate to obtain extended protection with maximum yield benefits.
Barley	Net blotch ( <i>Pyrenophora teres</i> ), spot blotch ( <i>Cochliobolus sativus</i> ), scald ( <i>Rhynchosporium secalis</i> ), stripe rust ( <i>Puccinia striiformis</i> )	154 - 202 mL	
Oats	Crown rust ( <i>Puccinia coronata</i> )	154 - 202 mL	
Rye	Leaf rust, powdery mildew	154 - 202 mL	
Wheat (all types), barley, oats, rye, triticale	Suppression of Fusarium head blight ( <i>Fusarium graminearum</i> ). Includes control of all leaf diseases controlled by lower application rates.	456 mL	Apply when weather is warm and wet at head emergence and flowering. For wheat and rye apply at 20% flowering. For barley apply between full head emergence up to 3 days after full emergence of the main stem heads.

## Registered Tank Mixes

None registered.

## Application Information

**How to Apply:** Ground and aerial application. **Water Volume:** Ground: 40 L/acre. Aerial: 20 L/acre.

## Application Tips

Thorough coverage is essential to protect target plants from disease development. Optimal application timing is at the flag leaf of cereals for maximum protection and yield response.

## How It Works

The active ingredient metconazole is a broad spectrum sterol biosynthesis inhibitor fungicide. The active ingredient pyraclostrobin is a member of the strobilurin class of chemistry used as a broad spectrum fungicide.

## Restrictions

**Pre-harvest Intervals:** Wheat, barley, oats and rye; apply no later than the end of flowering. **Re-cropping:** A plant-back interval of 35 days is required for all crops not listed on the label. **Re-entry:** After application, a re-entry interval of 6 days. **Rainfall:** Rainfast in 1 hour. Avoid application if heavy rain is forecast. **Grazing:** All crops can be grazed or fed to livestock.

## Environmental Precautions

Toxic to aquatic organisms, non-target terrestrial plants and small wild animals. Avoid runoff from treated areas into aquatic areas.

**Twinline (cont'd)****Toxicity**

Oral LD<sub>50</sub> (rats) > 50 - < 300 mg/kg. Dermal LD<sub>50</sub> (rats) = > 5,000 mg/kg.

**Storage**

Store in original container. Protect from freezing.

# Zampro

**Group 40, 45****Formulation**

Product	Company	Active ingredient	Formulation	Container size
Zampro (PCP# 30321)	BASF Canada	Ametoctradin: 300 g/L Dimethomorph: 225 g/L	Suspension	4.14 L

**Crops, Diseases Controlled, Rates and Timing**

Crops	Diseases	Rate per acre	Timing and specific comments
Potato	Late blight ( <i>Phytophthora infestans</i> )	0.32 - 0.40 L	Begin applications prior to disease development. Repeat applications on a 5 - 10 day interval. Use the higher application rate and shorter interval when disease pressure is high. Do not make more than 2 sequential applications of Zampro before alternating to a fungicide with a different mode of action. Do not exceed 3 applications per season.
	Tuber blight ( <i>Phytophthora infestans</i> )	0.40 L	Application of Zampro immediately prior to or after vine kill helps reduce tuber blight.

**Application Information**

**How to Apply:** Ground and aerial application. **Water Volume:** Ground: 80 L/acre. Aerial: 20 L/ acre.

**How It Works**

Zampro consists of two fungicides. Ametoctradin is a non-systemic and preventive compound. It acts on pathogen cells by interfering with their respiration process. Dimethomorph is a systemic fungicide with protective activity. It acts as a lipid synthesis inhibitor.

**Restrictions**

**Grazing:** No restrictions listed. **Pre-harvest Interval:** Do not apply within 4 days of harvest. **Re-entry:** Do not enter treated areas for 12 hours after application. **Re-cropping:** A plant-back interval of 30 days is required for all crops not listed on the label.

**Environmental Precautions**

This product is toxic to aquatic organisms. Observe buffer zones specified on the label. **Runoff:** Do not apply to areas where runoff is likely to occur. Avoid application to areas with moderate to steep slope, compacted soil or clay. Avoid application when heavy rain is forecast.

**Toxicity**

Oral LD<sub>50</sub> (rats) = > 500 - 2,000 mg/kg. Dermal LD<sub>50</sub> (rats) = > 5,000 mg/kg.

**Storage**

Store in original container in a secure, dry area. Do not allow product to freeze.

## Fungicide – Foliar Treatment Selector Chart

### Barley, Wheat, Oats and Rye

Products	Barley													Wheat																
	Acapela	Bumper/Pivot/Tilt/Propel/Fitness/ Nufarm Propiconazole/Propi Super	Caramba	Evito	Folicur 250/Palliser/Homet 432 F	Headline EC	Nexicor	Priaxor	Proline 480 SC	Prosaro XTR	Quilt/Topnotch/Fungtion	Trivapro	Twinline	Acapela	Bravo/Echo	Bumper/Pivot/Tilt/Propel/Fitness/ Nufarm Propiconazole/Propi Super	Caramba	Evito	Folicur 250/Palliser/Homet 432 F	Headline EC	Mancozeb –based products*	Miravis Ace	Nexicor	Priaxor	Proline 480 EC	Prosaro XTR	Quilt/Fungtion/Topnotch	Trivapro	Twinline	
Fusarium headblight			S						S	S			S	S		S	S	S			S			S	S				S	
Leaf rust			C	C	C					C	C	C		C			C	C	C	C	C	C	C	C	C	C	C	C	C	C
Glume blotch														C							C				C	C				
Net blotch	C		C	C	C	C	C	C	C	C	C	C	C																	
Powdery mildew	C		C		C					C		C		C			C	C	C	C		C		C		C		C	C	
Scald	C	C	C		C	C		C	C	C	C	C	C																	
Septoria leaf spot											C			C	C	C			C		C	C	C				C		C	
Septoria leaf blotch	C				C					C				C				C	C		C				C	C		C		
Spot blotch			S		C	C		C	C			C				S		C	C					C					C	
Stem rust				C	C					C		C					C	C	C		C					C		C		
Stripe rust	C			C	C	C	C	C		C	C	C	C	C			C	C	C	C		C	C	C		C	C	C	C	
Tan spot														C	C	C	C	C	C	C	C	C	C	C	C	C	C	C	C	
Crown rust																														

C = Control, S = Suppression

(continued)

\* Mancozeb-based products are Dithane Rainshield, Manzate 200, Manzate DF, Manzate Pro-stick, Penncozeb 75DF, Penncozeb 80 WP, Manzate Max

## Fungicide – Foliar Treatment Selector Chart

### Barley, Wheat, Oats and Rye (*continued*)

Crop	Oats													Rye								
	Acapela	Bumper/Pivot/Tit/Prope/Fitness/ Nufarm Propiconazole/Propi Super	Caramba	Evito	Headline	Folicur 250/Palliser/Hornet 432 F	Nexicor	Priaxor	Proline	Prosar XTR	Quit/Fungtion	Topnotch	Trivapro	Twinline	Acapela	Caramba	Headline EC	Nexicor	Priaxor	Trivapro	Twinline	
Fusarium head blight			S											S	S						S	
Leaf rust													C		C	C	C	C	C	C	C	C
Glume blotch																						
Net blotch												C	C									
Powdery mildew	C												C	C	C	C		C	C	C		
Scald													C	C								
Septoria leaf spot												C										
Septoria leaf blotch		C	C						C				C	C						C		
Spot blotch																						
Stem rust				C	C				C				C								C	
Stripe rust	C													C						C		
Tan spot																					C	
Crown rust	C	C	C	C	C	C	C	C	C	C	C	C	C	C								

C = Control, S = Suppression



## Fungicide – Foliar Treatment Selector Chart

### Canola, Mustard and Flax

Crop	Canola											Mustard		Flax						
Products	Acapela	Bumper/Pivot/Tilt/Propel/Fitness/Nufarm/Propiconazole/Propi Super	Contans WG	Cotegra	Headline EC/MPower Spade	Lance WDG/Lance AG	Nexicor	Priaxor	Proline 480 SC	Quadris/Azoshy 250 SC	Quash SC	Rovral Flo/Overall 240SC/Prodex SC Fungicide	Seranade OPTI	Proline 480 SC	Priaxor	Seranade OPTI	Headline EC/MPower Spade	Priaxor	Proline 480 SC	Seranade OPTI
Alternaria black spot					C	C		C			C				C					
Blackleg		C			C		C	C		C					C					
Pasmo																	C	C		
Sclerotinia white mould	C		C	C		C		S	C	C	C	C	C	C	S	C		S	C	C

### Corn, Alfalfa (grown for seed), Grasses (grown for seed) and Sugar Beet

Crop	Corn								Alfalfa				Grasses		Sugar beet													
Products	Acapela	Bravo/Echo	Bumper/Pivot/Tilt/Propel/Fitness/Nufarm/Propiconazole/Propi Super	Evito	Headline EC/MPower Spade	Priaxor	Quadris/Azoshy 250 SC	Quit/Fungtion	Trivapro	Fontelis	Headline EC/MPower Spade	Lance WDG/Lance AG	Mancozeb –based products*	Priaxor	Rovral Flo/Overall 240 SC	Headline EC/MPower Spade	Priaxor	Caramba	Copper based products***	Headline EC/MPower Spade	Lifegard WG	Mancozeb –based products**	Polyram DF	Priaxor	Proline 480 SC	Quadris Top	Senator 50 SC	
Northern leaf blight	C		C	C		C	C	C																				
Rusts		C	C	C	C	C	C	C	C																			
Gray leaf spot					C	C		C	C																			
Eye spot			C			S		C	C																			
Common leaf spot											C	C	C	C														
Spring black stem/leaf spot												C																
Sclerotinia stem rot										C					C													
Leaf rust and stem rust																C	C											
Powdery mildew																S	S			C				C		C		
Cercospora leaf spot																		C	C	C	C	C	C	C	C	C	C	C

C = Control, S = Suppression

\* Registered products include: Dithane Rainshield, Manzate DF, Manzate Pro-stick, Penncozeb 75DF

\*\* Registered products include: Dithane Rainshield, Manzate DF, Manzate Pro-stick, Penncozeb 75DF, Penncozeb 80 WP, Manzate Max

\*\*\* Registered copper based products include: Coppercide WP, Parasol WG, Cueva, Coppercide XLR

## Fungicide – Foliar Treatment Selector Chart

### Pulse Crops

Crop	Bean																
	Acapela	Allegro	Bumper/Pivot/Tiit/Propel	Cercobin	Contnas WG	Copper 53 W	Copper based products *****	Cotagra	Delaro 325 SC *****	Headline EC/MPower Spade	Kenja	Lance WDG	Priaxor	Quadris/Azoshy 250 SC	Quash SC	Quilt/Fungtion	Serenade OPTI
Asian bean rust	C								C					C		C	
Anthracnose	C					C			C				C	C			
Aschochyta blight														C			
Bacterial blight						C	C										
Botrytis gray mould																	C
Mycosphaerella blight									C					C			
Powdery mildew									C				C			C	
Downy mildew						C											
Rust			C						C				C				
Sclerotinia white mould	S	C		C	C			S	S		S	C			S		C

C = Control, S = Suppression

(continued)

\* Only in lentil

\*\* Only in chickpea

\*\*\* Registered products include: Dithane DG, Manzate DF, Manzate Pro-stick, Penncozeb 75DF

\*\*\*\* Soybean only

\*\*\*\*\* Registered products include: Coppercide WP, Kocide 2000, Parasol WG, Cueva, Coppercide XLR

## Fungicide – Foliar Treatment Selector Chart

### Pulse Crops (continued)

Crop	Lentil/Chickpea																		
	Acapela	Bravo/Echo	Bumper/Pivot/Tilt/Propel	Cotegra	Delaro 325 SC	Dyax	Elatus	Headline EC/MPower Spade	Kenja	Lance AG	Lance WDG	Mancozeb-based products****	Miravis Neo 300 SE	Priaxor	Proline 480 SC	Quadris/Azoshy 250 SC	Quash SC	Quilt/Fungtion	Serenade OPTI
Asian bean rust	C		C													C		C	
Anthracnose	C*	C*			C*		C	C*		C		C*	C	C*		C*		C*	
Aschochyta blight		C			C	C	C	C*		C	C	C*	C**	C	C	C	S		
Bacterial blight																			
Botrytis gray mould					C					C	C			S					C
Mycosphaerella blight							C												
Powdery mildew			C										C					C	
Downy mildew																			
Rust																C*			
Sclerotinia white mould	S			S	C	S	S		S	C	C		S	S	C		S		C

C = Control, S = Suppression

\* Only in lentil

\*\* Only in chickpea

\*\*\* Registered products include: Dithane Rainshield, Manzate DF, Manzate Pro-stick, Penncozeb 75DF, Manzate Max

\*\*\*\* Soybean only

(continued)

## Fungicide – Foliar Treatment Selector Chart

### Pulse Crops (continued)

Crop	Pea																	
Products	Acapela	Bravo/Echo	Bumper/Pivot/Tiit/Propel	Cotegra	Delaro 325 SC	Dyax	Eiatus	Headline EC	Kenja	Kumulus DF/Cosavet DF Edge	Lance AG	Lance WDG	Miravis Neo 300 SE	Priaxor	Quadris/Azoshy 250 SC	Quash SC	Quilt/Fungtion	Serenade OPTI
Asian bean rust	C		C					C					C	C	C		C	
Anthraxnose													C					
Aschochyta blight		C			C		C				C	C			C	C		
Bacterial blight																		
Botrytis gray mould					C						C	C						C
Mycosphaerella blight	S				C	C	C	C			C	C	C	C	C			
Powdery mildew			C			C	C	C		C	C		C	C	C	C	C	C
Downy mildew											S			S				
Rust																		
Sclerotinia white mould	S			S	C	S	S		S				S	S		S		C

C = Control, S = Suppression

\* Only in lentil

\*\* Only in chickpea

\*\*\* Registered products include: Dithane DG, Manzate DF, Manzate Pro-stick, Penncozeb 75DF

\*\*\*\* Soybean only

## Fungicide – Foliar Treatment Selector Chart

### Potato

Products	Allegro 500 F	Aprovia Top	Bravo/Echo	Cabrio Plus	Copper-based products**	Coppercide XLR	Curzate*	Diplomat 5SC	Double Nickel LC/ Double Nickel 55	Elatius	Evito	Forum	Gavel 75 DF	Headline EC/ MPower Spade	Lance WDG	Lifegard WG	Luna Tranquility	Mancozeb-based products***	Orondis Gold Potato/Orondis Gold	Orondis Ultra	Phostrol	Polyram DF		
Alternaria leaf spot																							C	
Botrytis gray mould			C																					
Black dot																		S						
Brown spot		S																						
Early blight		C	C	C	C	S		S	S				C	C	C	S	C	C						C
Late blight	C		C	C	C	S	C*				C	C	C	C	C	S		C					C	C
Late blight tuber rot													C											C†
Pythium leak																				S				
Pink rot																				S				C†
Rhizoctonia canker																								
Silver scurf										C														
White mould	C								C								C							

### Potato (continued)

Products	Quadris/ Azoshy 250 SC	Quadris Top	Quash SC	Rampart	Ranman 400 SC	Reason 500 SC	Revus	Scala SC*	Sercadis	Serenade OPTI	Serenade SOIL	Stadium	Tanos 50 DF	Zapro
Botrytis gray mould														
Brown spot		S												
Black dot		S												
Early blight	C	C	C			C*	C*	C	C				C	
Fusarium dry rot												C		
Late blight	C			C†	C	C*	C						C	C
Late blight tuber rot														C
Pythium leak														
Pink rot				C†			S							
Rhizoctonia canker									C					
Silver scurf	C									C	C†	S		
White mould			C					C						

C = Control, S = Suppression

\* Must not be used alone. Use only as a tank mixture.

\*\* Copper-based products are: Copper 53 W, Copper Spray, Kocide 2000, Parasol and Cueva

\*\*\* Mancozeb-based products are Dithane Rainshield, Manzate DF, Manzate Pro Stick, Penncozeb 75 DF, Penncozeb 80 WP, Manzate Max

† Control achieved with post-harvest application

# Pesticide Application Record

Field description: \_\_\_\_\_ Acres: \_\_\_\_\_ Crop: \_\_\_\_\_

Variety: \_\_\_\_\_ Date seeded: \_\_\_\_\_ Fertilizer: \_\_\_\_\_ Rate: \_\_\_\_\_ Date: \_\_\_\_\_

Crop stage: \_\_\_\_\_ Scouting date: \_\_\_\_\_ Date results were checked: \_\_\_\_\_

Pest Weed/Insect/Disease		Density				Results	Field Diagram	
Species	Leaf stage/ Instar/Symptom	Patches	Low	Medium	High			

Comments: \_\_\_\_\_  
 \_\_\_\_\_  
 \_\_\_\_\_

Application Information							Environment Information			
Pesticide used	Date and time	Rate per acre	Water volume per acre	Acres per tank	Pesticide volume per tank	Tanks per field	Crop stand	Soil moisture	Temperature	Wind speed and direction
1 Lot #: _____							Ex. .... G. .... Fr. .... Pr. ....	Ex. .... G. .... Fr. .... Pr. ....		
2 Lot #: _____							Ex. .... G. .... Fr. .... Pr. ....	Ex. .... G. .... Fr. .... Pr. ....		
3 Lot #: _____							Ex. .... G. .... Fr. .... Pr. ....	Ex. .... G. .... Fr. .... Pr. ....		

Comments: \_\_\_\_\_  
 \_\_\_\_\_  
 \_\_\_\_\_  
 \_\_\_\_\_

Note: Ex. = Excellent G. = Good Fr. = Fair Pr. = Poor

# Pesticide Application Record

Field description: \_\_\_\_\_ Acres: \_\_\_\_\_ Crop: \_\_\_\_\_

Variety: \_\_\_\_\_ Date seeded: \_\_\_\_\_ Fertilizer: \_\_\_\_\_ Rate: \_\_\_\_\_ Date: \_\_\_\_\_

Crop stage: \_\_\_\_\_ Scouting date: \_\_\_\_\_ Date results were checked: \_\_\_\_\_

Pest Weed/Insect/Disease		Density				Results	Field Diagram	
Species	Leaf stage/ Instar/Symptom	Patches	Low	Medium	High			

Comments: \_\_\_\_\_  
 \_\_\_\_\_

Application Information							Environment Information			
Pesticide used	Date and time	Rate per acre	Water volume per acre	Acres per tank	Pesticide volume per tank	Tanks per field	Crop stand	Soil moisture	Temperature	Wind speed and direction
1 Lot #: _____							Ex. .... G. .... Fr. .... Pr. ....	Ex. .... G. .... Fr. .... Pr. ....		
2 Lot #: _____							Ex. .... G. .... Fr. .... Pr. ....	Ex. .... G. .... Fr. .... Pr. ....		
3 Lot #: _____							Ex. .... G. .... Fr. .... Pr. ....	Ex. .... G. .... Fr. .... Pr. ....		

Comments: \_\_\_\_\_  
 \_\_\_\_\_  
 \_\_\_\_\_

Note: Ex. = Excellent G. = Good Fr. = Fair Pr. = Poor

# Pesticide Application Record

Field description: \_\_\_\_\_ Acres: \_\_\_\_\_ Crop: \_\_\_\_\_

Variety: \_\_\_\_\_ Date seeded: \_\_\_\_\_ Fertilizer: \_\_\_\_\_ Rate: \_\_\_\_\_ Date: \_\_\_\_\_

Crop stage: \_\_\_\_\_ Scouting date: \_\_\_\_\_ Date results were checked: \_\_\_\_\_

Pest Weed/Insect/Disease		Density				Results	Field Diagram	
Species	Leaf stage/ Instar/Symptom	Patches	Low	Medium	High			

Comments: \_\_\_\_\_  
 \_\_\_\_\_

Application Information							Environment Information			
Pesticide used	Date and time	Rate per acre	Water volume per acre	Acres per tank	Pesticide volume per tank	Tanks per field	Crop stand	Soil moisture	Temperature	Wind speed and direction
1 Lot #: _____							Ex. .... G. .... Fr. .... Pr. ....	Ex. .... G. .... Fr. .... Pr. ....		
2 Lot #: _____							Ex. .... G. .... Fr. .... Pr. ....	Ex. .... G. .... Fr. .... Pr. ....		
3 Lot #: _____							Ex. .... G. .... Fr. .... Pr. ....	Ex. .... G. .... Fr. .... Pr. ....		

Comments: \_\_\_\_\_  
 \_\_\_\_\_  
 \_\_\_\_\_

Note: Ex. = Excellent G. = Good Fr. = Fair Pr. = Poor



# Pesticide Application Record

Field description: \_\_\_\_\_ Acres: \_\_\_\_\_ Crop: \_\_\_\_\_

Variety: \_\_\_\_\_ Date seeded: \_\_\_\_\_ Fertilizer: \_\_\_\_\_ Rate: \_\_\_\_\_ Date: \_\_\_\_\_

Crop stage: \_\_\_\_\_ Scouting date: \_\_\_\_\_ Date results were checked: \_\_\_\_\_

Pest Weed/Insect/Disease		Density				Results	Field Diagram	
Species	Leaf stage/ Instar/Symptom	Patches	Low	Medium	High			

Comments: \_\_\_\_\_  
 \_\_\_\_\_

Application Information							Environment Information			
Pesticide used	Date and time	Rate per acre	Water volume per acre	Acres per tank	Pesticide volume per tank	Tanks per field	Crop stand	Soil moisture	Temperature	Wind speed and direction
1 Lot #: _____							Ex. .... G. .... Fr. .... Pr. ....	Ex. .... G. .... Fr. .... Pr. ....		
2 Lot #: _____							Ex. .... G. .... Fr. .... Pr. ....	Ex. .... G. .... Fr. .... Pr. ....		
3 Lot #: _____							Ex. .... G. .... Fr. .... Pr. ....	Ex. .... G. .... Fr. .... Pr. ....		

Comments: \_\_\_\_\_  
 \_\_\_\_\_  
 \_\_\_\_\_

Note: Ex. = Excellent G. = Good Fr. = Fair Pr. = Poor

# Pesticide Application Record

Field description: \_\_\_\_\_ Acres: \_\_\_\_\_ Crop: \_\_\_\_\_

Variety: \_\_\_\_\_ Date seeded: \_\_\_\_\_ Fertilizer: \_\_\_\_\_ Rate: \_\_\_\_\_ Date: \_\_\_\_\_

Crop stage: \_\_\_\_\_ Scouting date: \_\_\_\_\_ Date results were checked: \_\_\_\_\_

Pest Weed/Insect/Disease		Density				Results	Field Diagram	
Species	Leaf stage/ Instar/Symptom	Patches	Low	Medium	High			

Comments: \_\_\_\_\_  
 \_\_\_\_\_

Application Information							Environment Information			
Pesticide used	Date and time	Rate per acre	Water volume per acre	Acres per tank	Pesticide volume per tank	Tanks per field	Crop stand	Soil moisture	Temperature	Wind speed and direction
1 Lot #: _____							Ex. .... G. .... Fr. .... Pr. ....	Ex. .... G. .... Fr. .... Pr. ....		
2 Lot #: _____							Ex. .... G. .... Fr. .... Pr. ....	Ex. .... G. .... Fr. .... Pr. ....		
3 Lot #: _____							Ex. .... G. .... Fr. .... Pr. ....	Ex. .... G. .... Fr. .... Pr. ....		

Comments: \_\_\_\_\_  
 \_\_\_\_\_  
 \_\_\_\_\_  
 \_\_\_\_\_

Note: Ex. = Excellent G. = Good Fr. = Fair Pr. = Poor

# POISON CONTROL CENTRE (ALBERTA)



**Toll-free Alberta Wide  
1-800-332-1414**

**Calgary Only  
(403) 944-1414**

Phone number of the Emergency Department of the hospital in your area is (403) or (780) \_\_\_\_\_

## When you call the Poison Centre

1. Remain calm.
2. Bring the container and/or label with you to the phone.
3. Be prepared to answer some questions.
  - a. age and weight of patient
  - b. name and amount of product
  - c. **time poisoning happened**
  - d. **any symptoms**
  - e. **circumstances surrounding the incident**
  - f. **your name and phone number**
4. Follow instructions carefully.
5. Keep your line free if the Poison Centre has to return your call.
6. **Do not attempt any additional first aid unless the Poison Centre has instructed you.**

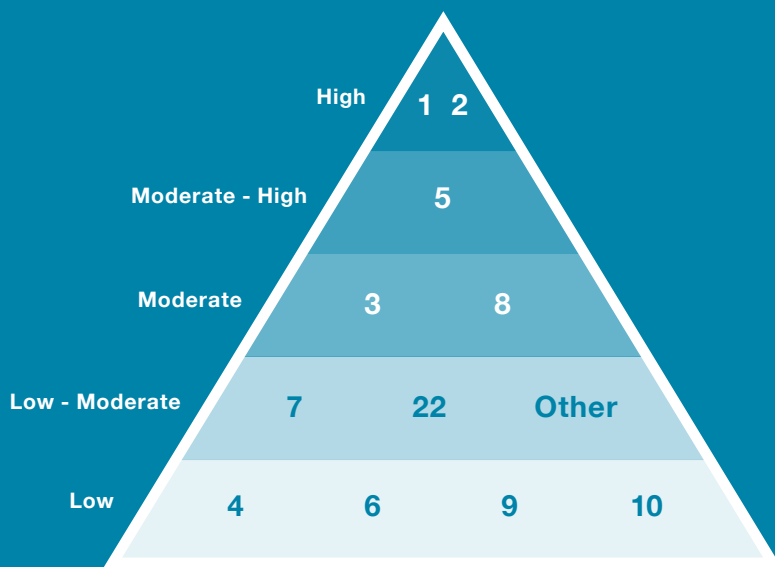
## Alberta Agriculture and Forestry publications

[eservices.alberta.ca/agriculture-publications.html](http://eservices.alberta.ca/agriculture-publications.html)

## Farmer Pesticide Certificate

[alberta.ca/farmer-pesticide-certificate.aspx](http://alberta.ca/farmer-pesticide-certificate.aspx)

### Herbicide Resistance Development Risk Based on Number of Applications



High	≤ 10
Moderate	11 - 20
Low	> 20

Classification of herbicide group numbers by risk of selection for weed resistance ('Other': all other herbicide groups that pose a low or moderate risk)

Adapted from Beckie, H. (2006). Herbicide-Resistant Weeds: Management Tactics and Practices. *Weed Technology*, 20(3), 793-814.

Alberta



Printed in Canada  
Agdex 606-1

Alberta Ag-Info Centre  
310-FARM (3276)  
[aginfocentre@gov.ab.ca](mailto:aginfocentre@gov.ab.ca)