

Alberta Vaccine Storage and Handling for COVID-19 Vaccine

Revised: May 31, 2021

This policy is evergreen and will be updated as new evidence becomes available.

Objectives:

- Protect vaccine safety and efficacy;
- Ensure a potent and safe vaccine is administered; and
- Minimize and reduce the cost of vaccine wastage due to cold chain excursions.

See the [Alberta Vaccine Storage and Handling for Provincially Funded Vaccines](#) for:

- Accountabilities, roles and responsibilities for staff and immunizers in maintaining vaccine viability for provincially funded vaccines; and
- Cold chain (storage, transport, and handling) requirements for staff and immunizers in order to maintain the safety and efficacy of provincially funded vaccine.

Contents

| | |
|------------------------------------------------------------------|-----------|
| ULTRA-FROZEN VACCINE Pfizer BioNTech | 2 |
| VACCINE STORAGE REQUIREMENTS | 2 |
| VACCINE TRANSPORT – Ultra Frozen Vaccine | 5 |
| COLD CHAIN EXCURSIONS – Ultra-frozen vaccine | 7 |
| Pfizer-BioNTech COVID-19 Vaccine Cold Chain Excursion Tool | 8 |
| FROZEN VACCINE Moderna | 9 |
| VACCINE STORAGE REQUIREMENTS | 9 |
| VACCINE TRANSPORT – Frozen Vaccine | 9 |
| COLD CHAIN EXCURSIONS - Frozen Vaccine | 11 |
| Moderna COVID-19 Vaccine Cold Chain Excursion Tool | 12 |
| AstraZeneca and COVISHIELD Vaccine (+2°C to +8°C) | 13 |
| VACCINE STORAGE REQUIREMENTS | 13 |
| VACCINE TRANSPORT | 13 |
| COLD CHAIN EXCURSIONS | 14 |
| AstraZeneca/COVISHIELD Vaccine Cold Chain Excursion Tool | 15 |
| After hour contact information for temperature excursions | 16 |
| TEMPERATURE MONITORING | 17 |
| Questions | 18 |
| References | 18 |

Alberta Vaccine Storage and Handling Policy for COVID-19 Vaccine

May 31, 2021

ULTRA-FROZEN VACCINE Pfizer BioNTech

VACCINE STORAGE REQUIREMENTS

| | |
|--------------------------------------------------------------------------------------------------------------------------------------------------------------------------------------------------------------------------------------------------------------------------------------------------------------------------------------------------------------------------------------------------------------------------------------------------------------------------------------------------------------------------------------------------------------------------------------------------------------------------------------------------------------------------------------------------|-----------------------------------------------------------------------------------------------------------------------------------------------------------------------------------------------------------------------------------------------------------------------------------------------------------------------------------------------------------------------------------------------------------------------------------------------------------------------------------------------------------------------------------------------------------------------------------------------------------------------------------------------------------------------------------------------------------------------------------------------------------------------------------------------------------------------------------------------------------------------------------------------------------------------------------------|
| Vaccines that require ultra-low temperature (-70°C) for long term storage <ul style="list-style-type: none">• Vaccine should be stored at -80°C to -60°C in a laboratory grade ultra-low temperature freezer.• Vaccine can be stored for 6 months at -80°C to -60°C.• Vaccines should remain in the freezer until ready to immunize.• Minimize exposure to room light, and avoid exposure to direct sunlight and UV light.• Vaccine must be thawed prior to adding the diluent for reconstitution. (See Undiluted Thawing/Thawed section) See www.CVDvaccine.ca for additional information. | |
| Storage temperature monitoring requirements | <ul style="list-style-type: none">• Must have an alarm setting that provides audible sound in the event that the temperature of the unit deviates beyond the alarm set points or if the door is left ajar.• Must have adjustable alarm set points/range.• Should have adjustable temperature set points or temperature controls.• Should have a digital temperature display on front that displays current temperature to 1°C resolution. |
| Ultra-frozen Laboratory grade ultra-low temperature freezers | <u>Storage at -80°C to -60°C</u> <ul style="list-style-type: none">• Long term storage for up to 6 months.• Must continuously keep temperature at -70°C within +/- 10°C in a laboratory grade ultra-low temperature freezer. |
| Frozen Laboratory grade freezers | <u>Storage at -25°C to -15°C</u> <ul style="list-style-type: none">• Vials can be stored in laboratory grade freezers at -25°C to -15°C for up to 2 weeks and/or transported at -25°C to -15°C.• Total time the vials are stored and/or transported at -25°C to -15°C should be tracked and not exceed 2 weeks. |
| Undiluted Thawing/Thawed Storage between 2°C to +8°C | <u>Thawing and storage between +2°C and +8°C and thawing at room temperature</u> <ul style="list-style-type: none">• Can be stored at +2°C to +8°C for 31 days.<ul style="list-style-type: none">◦ The time in transit in the thawing/thawed state at +2°C to +8°C must be considered as part of the 31 days allowed for storage at refrigerator temperatures.• Thawed vials can be handled in room light conditions.• It takes 30 minutes to thaw a vial of vaccine at room temperature from frozen state.• The vaccine can be thawed in a vaccine fridge +2 to +8°C from frozen state.<ul style="list-style-type: none">◦ A tray can take up to 2-3 hours to thaw in the refrigerator.• Once thawed, do not refreeze. See Alberta Vaccine Storage and Handling Policy for Provincially Funded Vaccine for vaccine storage requirements. |
| Manufacturer-provided thermal shippers | The vaccine is stable in the manufacturer-provided thermal shipper for up to 30 days with appropriate handling and re-icing. |

Alberta Vaccine Storage and Handling Policy for COVID-19 Vaccine

May 31, 2021

| | |
|-----------------------------------------------|-------------------------------------------------------------------------------------------------------------------------------------------------------------------------------------------------------------------------------------------------------------------------------------------------------------------------------------------------------------------------------------------------------------------------------------------------------------------------------------------------------------------------------------------------------------------------------------------------------------------------------------------------------------------------------------------------------------------------------------------------------------------------------------------------------------------------------------------------------------------------------------------------------------------------------------------------------------------------------------------------------------------------------------------------------------------------------------------------------------------------------------------------------------------------------------------------------------------------------------------------------------------------------------------------------------------------------------------------------------------------------------------------------------------------------------------------------------------------------------------------------------------------------------------------------------------------------------------------------------------------------------------------------------------------------------------------------------------------------------------------------------------------------------------------------------------------------------------------------------------------------------------------------------------------------------------------------------------------------------------------------------------|
| Unpacking vaccine from thermal shipper | <ul style="list-style-type: none">• Do not discard the original thermal shipper or any of its components.• There are two types of thermal shippers: a Softbox thermal shipper and an AeroSafe thermal shipper. Their outer appearance is different, but their components are very similar.• The thermal shippers can weigh up to 36.5 kg (81 lbs) when full and should be opened on the floor. <p>Steps for unpacking the thermal shipper</p> <ol style="list-style-type: none">1. Don dry ice PPE.2. See 'Safe storage and handling of dry ice' below and refer to the dry ice safety data sheet before accessing the contents of the thermal shipper.3. Break the seal open.4. When you open the container you will see a temperature monitoring device embedded in the foam lid.<ul style="list-style-type: none">○ Softbox: The lid is permanently attached to one flap of the container. Do not pull this flap. When opening the lid, use the three-finger holes in the foam lid, which will allow the lid to swing open.○ Aerobox: Gently remove the entire lid, with the temperature-monitoring device, from the inner lid.5. Press and hold the stop button of the temperature-monitoring device for 5 seconds.6. Remove the dry ice pod.7. You will now see the box that holds the vial trays. Open the box and you will see the vial trays. Remove the box that holds the vial trays from the container. Do not open the vial trays or remove the vials until you are ready for thawing.8. Immediately store the vaccine in the ultra-low-temperature freezer. Keep tray at room temperature for less than 5 minutes.9. Dispose of dry ice (see 'Disposal of dry ice' section below).10. Return the thermal shipper and temperature-monitoring device to the manufacturer as outlined below. |
| Returning the thermal shipper | <ul style="list-style-type: none">• A preprinted return shipping label will be included inside the thermal shipper or already affixed to the inner flap of the thermal shipper.<ul style="list-style-type: none">○ Softbox - apply the preprinted return shipping label over the existing shipping label.○ AeroSafe - follow instructions on the inner flap of the thermal shipper to ensure the return label is facing outside.• Elements required to be returned (Softbox and AeroSafe):<ul style="list-style-type: none">○ Temperature-monitoring device○ Foam lid (remains attached to box)○ Dry ice pod○ Box that holds the vial trays• When the thermal shipper is ready to be returned and all the components are inside, seal it with tape. <p>Note: Ensure the Dry Ice UN1845 markings and diamond-shaped Class 9 hazard label on the thermal shipper are covered by placing a blank label over them in preparation for the return, as the container no longer contains dry ice.</p> <ul style="list-style-type: none">• Discard empty vial trays as medical waste so they cannot be reused. |

Alberta Vaccine Storage and Handling Policy for COVID-19 Vaccine

May 31, 2021

| | |
|---------------------------------------------|------------------------------------------------------------------------------------------------------------------------------------------------------------------------------------------------------------------------------------------------------------------------------------------------------------------------------------------------------------------------------------------------------------------------------------------------------------------------------------------------------------------------------------------------------------------------------------------------------------------------------------------------------------------------------------------------------------------------------------------------------------------------------------------------------------------------------------------------------------------------------------------------|
| Safe storage and handling of dry ice | <ul style="list-style-type: none">• Do not store in an airtight container, as it may explode. The dry ice rapidly expands to a gas when exposed to temperatures above -78°C.• Work in a well-ventilated space, as asphyxiation is a main hazard of dry ice.• Wear insulated (cryogenic) gloves: Wear heavy rubber gloves that insulate against the cold where contact with dry ice may occur. This prevents cold burns and frostbite.• Wear safety glasses with side shields, safety goggles or a face shield.• Use dry ice tongs or a dry shovel or scoop. Avoid materials incompatible with cryogenic use; some metals such as carbon steel may fracture easily at low temperature.• See the product's Material Safety Data Sheet (MSDS) for more information.• Pfizer's dry ice MSDS can be found here. |
| Disposal of dry ice | <ul style="list-style-type: none">• Once dry ice is no longer needed, open the container and leave it at room temperature in a well-ventilated area. It will readily turn from a solid to a gas.• DO NOT leave dry ice in an unsecured area.• DO NOT drain or flush in toilet.• DO NOT dispose in the trash.• DO NOT place in a closed area, such as an airtight container or walk-in cooler. |

Alberta Vaccine Storage and Handling Policy for COVID-19 Vaccine

May 31, 2021

VACCINE TRANSPORT – Ultra Frozen Vaccine

| Cold chain must be maintained during transport to another location. | |
|---------------------------------------------------------------------|----------------------------------------------------------------------------------------------------------------------------------------------------------------------------------------------------------------------------------------------------------------------------------------------------------------------------------------------------------------------------------------------------------------------------------------------------------------------------------------------------------------------------------------------------------------------------------------------------------------------------------------------------------------------------------------------------------------------------------------------------------------------------------------------------------------------------------------------------------------------------------------------------------------------------------------------------------------------------------------------------------------------------------------------------------------------------------------------------------------------------------------------------------------------------------------------------------------------------------------------------------------------------------------------------------------------------------------------------------------------------------------------------------------------------------------------------------------------------------------------------------------------------------------------------------------------------------------------------------------------------------------------------------------------------------------------------------------------------------------------------------------------------------------------------------------------------------------------------------------------------------------------------------------------------------------------------------------------------------------------------------------------------------------------------------------------------------------------------------------------------------------------------------------------------------------------------------------------------------------------------------------------------------------------------------------------------------------------------------------------------------------------------------------------------------------------------------------------------------------------------------------------------------------------------------------------------------------------------------------------------------------------------------------------------------------------------------------------------------------------------------------------------------------------------------------------------------------------------------------------------------------------------------------------------------------------------------------------------------------------------------------------------------------------------------------------------------------------------------------------------------------------------------------|
| Container | Qualified container that is certified to maintain required temperature and allows for vaccine to be packed securely to prevent movement. |
| Onward transportation | <ul style="list-style-type: none">• To reduce the risk of temperature excursions, the manufacturer recommends the vaccine be administered at the point where the vaccine is delivered, and that the product is not transferred to other locations.• In order to provide flexibility for the safe re-distribution of vaccine from the point of use/delivery, the manufacturer has indicated that, based on stability data, the product can be transported in an appropriately validated container in either the:<ul style="list-style-type: none">○ Ultra-frozen state at -80°C to -60°C (can be as cold as -90°C) OR○ Frozen at -25°C to -15°C OR○ Thawed state at +2°C to +8°C.• First choice. If the vaccine must be transported, the manufacturer strongly recommends transporting the vaccine in the ultra-frozen state. <p><u>Ultra-frozen</u></p> <ul style="list-style-type: none">• Only full trays in their original carton (not individual vials) can be transported in an ultra-frozen state.• Transfer the vaccine from the ultra-low temperature freezer to the container rapidly. Keep tray at room temperature for less than 5 minutes to prevent thawing.• The ultra-frozen product should be appropriately packed in a validated container to prevent contact with the dry ice. <p><u>Frozen</u></p> <ul style="list-style-type: none">• Individual vials or full trays can be transported in a frozen state.• The product should be appropriately packed in a validated container. <p><u>Thawing/Thawed</u></p> <ul style="list-style-type: none">• If transportation must occur in the thawing/thawed state, it can only be transported ONE TIME in the thawing/thawed state and the total transportation time should be no longer than 10 hours.• The transported vaccine must be labelled “transported thawing/thawed” and include the start time of transportation.<ul style="list-style-type: none">○ Undiluted thawed vials can be transported from one site to another (e.g. for outreach) ONE TIME as long as they have not previously been transported in a thawing/thawed state and the total transportation time does not exceed 10 hours.○ This time can be extended to 12 hours in extenuating circumstances e.g. vehicle breakdown, poor road conditions. This would not be routine practice.• The time in transit in the thawing/thawed state at +2°C to +8°C must be considered as part of the 31 days allowed for storage at refrigerator temperatures.• Single vials can be transported in a thawing/thawed undiluted state.• The thawing/thawed product should be appropriately packed in a validated container to prevent contact with ice packs.• Do not refreeze thawed product. <p><u>Diluent</u></p> <ul style="list-style-type: none">• When transporting the diluent, it should be done at room temperature. It is important to ensure that it does not freeze. |

Alberta Vaccine Storage and Handling Policy for COVID-19 Vaccine

May 31, 2021

| | |
|-------------------------------|---------------------------------------------------------------------------------------------------------------------------------------------------------------------------------------------------------------------------------------------------------------------------------------------------------------------------------------------------------------------------------------------------------------------------------------------------------------------------------------------------------------------------------------------------------------------------------------------------------------------------------------------------------------------------------------------------------------------------------------------|
| | <p>In addition for ultra-frozen, frozen, and thawing/thawed vaccine:</p> <ul style="list-style-type: none">• Label the container as “Fragile: Handle with Care, Do Not Drop” and “Temperature Sensitive”.• Keep the vaccine vials upright.• As much care as possible should be taken to minimize movement during onward transportation both within the container and the vehicle.• The temperature must be maintained and recorded during transport.• Record the transportation locations, dates and times, including the duration of time in transit.• Do not transport the vaccine at room temperature.• Do not transport vials that have been diluted/reconstituted. |
| Temperature monitoring | <p>An appropriate temperature monitoring device must be used to transport vaccine.</p> <p>Note: Vaccine shipped from Pharmacy wholesale distributors and Accuristix wholesale distributor utilizing a pre-qualified container with phase-changing technology will not have a temperature monitoring device.</p> |
| Receiving vaccine | <ul style="list-style-type: none">• When a vaccine shipment is received, it must be examined and stored as specified in the product monograph.<ul style="list-style-type: none">○ Ultra-frozen state – ultra-low temperature freezer at -80°C to -60°C.○ Thawed state – fridge at +2°C to +8°C.• Read and/or stop the recording of the temperature monitoring device upon receipt to determine if it has been activated or alarmed. |

Alberta Vaccine Storage and Handling Policy for COVID-19 Vaccine

May 31, 2021

COLD CHAIN EXCURSIONS – Ultra-frozen vaccine

All known exposures of vaccine to temperatures outside temperature requirements as specified in the product monograph must be reported. Each cold chain excursion needs to be assessed to determine if it is a cold chain break and vaccine needs to be quarantined.

| | |
|---------------------------------|--------------------------------------------------------------------------------------------------------------------------------------------------------------------------------------------------------------------------------------------------------------------------------------------------------------------------------------------------------------------------------------------------------------------------------------------------------------------------------------------------------------------------------------------------------------------------------------------------------------------------------------------------------------------------------------------------------------------------------------------------------------------------------------------------------------------------------------------------------------------------------------------------------|
| Ultra-frozen vaccine | <p>Ultra-frozen state (-80°C to -60°C)</p> <ul style="list-style-type: none"> Vaccine is to be stored at -80°C to -60°C in a laboratory grade ultra-low temperature freezer while in a frozen state. If the temperature is between -60°C and -15°C (warmer than -60°C and colder than -15°C), <ul style="list-style-type: none"> the vaccine can be stored <u>in a laboratory grade freezer</u> at -25°C to -15°C for up to 2 weeks OR continue to thawing state. If the temperature is warmer than -15°C, the vaccine is considered to be in the thawing stage and needs to be stored in a vaccine fridge at +2°C to +8°C. Do not refreeze. If the temperature is colder than -90°C, quarantine the vaccine, mark as “DO NOT USE”, and store in an ultra-low freezer at -80°C to -60°C until viability has been assessed. |
| Frozen state | <p>Frozen state (-25°C to -15°C)</p> <ul style="list-style-type: none"> If the temperature is warmer than -15°C, the vaccine is considered to be in the thawing stage and needs to be stored in a vaccine fridge at +2°C to +8°C. Do not refreeze. If the temperature is colder than -25°C, mark as “DO NOT USE”, store in lab grade freezer at -25°C to -15°C until viability has been assessed. |
| Undiluted thawed vaccine | <p>Undiluted thawed vaccine can be stored at:</p> <ul style="list-style-type: none"> <u>+2°C to +8°C for 31 days</u> <ul style="list-style-type: none"> If the temperature is colder than +2°C, quarantine vaccine, mark as “DO NOT USE”, and store in a vaccine fridge at +2°C to +8°C until viability has been assessed. <u>Greater than +8°C to +25°C for 2 hours</u> <ul style="list-style-type: none"> If stored for more than 2 hours, discard the vaccine and waste out the number of doses using the Alberta Vaccine Inventory system (AVI) using “Spoiled” category and “Failure to store” reason. If the temperature is over +25°C (room temperature) <u>within the 2 hour</u> timeframe, quarantine vaccine, mark as “DO NOT USE”, and store in a vaccine fridge at +2°C to +8°C until viability has been assessed. |
| Diluted thawed vaccine | <p>Diluted thawed vaccine can be stored at:</p> <ul style="list-style-type: none"> <u>+2°C to +25°C for 6 hours</u> <ul style="list-style-type: none"> If the temperature is colder than +2°C or warmer than +25°C within the 6 hour timeframe, quarantine vaccine, mark as “DO NOT USE”, and store in a vaccine fridge at +2°C to +8°C until viability has been assessed. Diluted thawed vaccine is to be discarded after 6 hours and counted as wasted doses in the Alberta Vaccine Inventory system (AVI) using “Spoiled” category and “Failure to store” reason. |

Notes:

- Temperature excursions to be reported as per process outlined in [Alberta Vaccine Storage and Handling Policy for Provincially Funded Vaccine](#).
- Timeframe for reporting is within 24 hours.
- Vaccine that is determined not viable, is to be discarded according to the health practitioners’ standard of practice and must be entered into AVI as wasted using the correct reason.

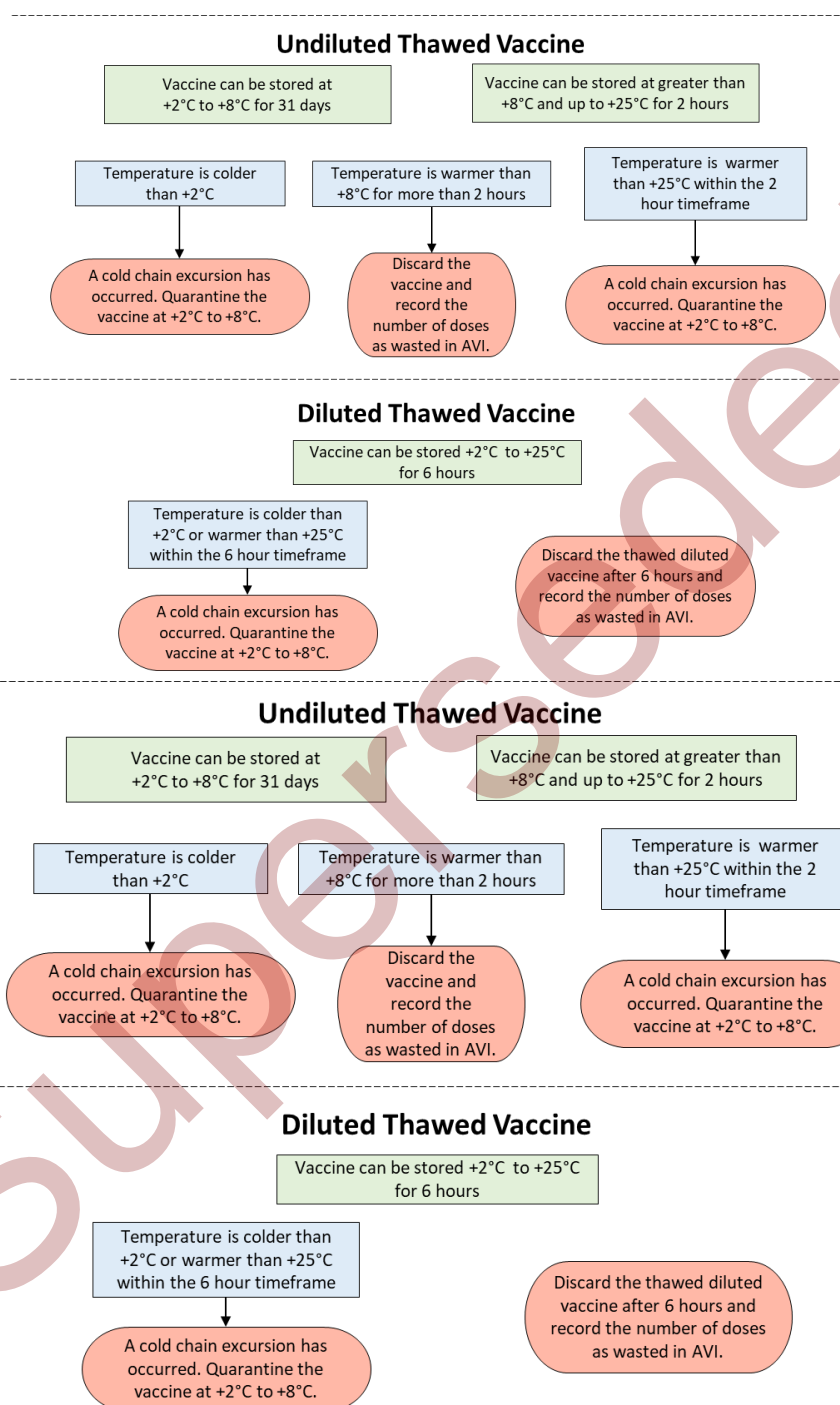
Contact Pfizer at 1-833-829-2684 for viability assessment and determination.

See the Pfizer BioNTech COVID-19 vaccine Cold Chain Excursion Tool below.

Alberta Vaccine Storage and Handling Policy for COVID-19 Vaccine

May 31, 2021

Pfizer-BioNTech COVID-19 Vaccine Cold Chain Excursion Tool



Contact Pfizer at 1-833-829-2684 for viability assessment and determination.

Alberta Vaccine Storage and Handling Policy for COVID-19 Vaccine

May 31, 2021

FROZEN VACCINE Moderna

VACCINE STORAGE REQUIREMENTS

| Vaccines that require storage at -20°C Vaccines should remain in the freezer until ready to immunize. Store at -25°C to -15°C. Stable in laboratory grade freezer until date of expiration. | |
|----------------------------------------------------------------------------------------------------------------------------------------------------------------------------------------------------------|---------------------------------------------------------------------------------------------------------------------------------------------------------------------------------------------------------------------------------------------------------------------------------------------------------------------------------------------------------------------------------------------------------------------------------------------------------------------------------------------------------------------------------------------------------------------------------------------------------------------------------------------------------------------------------------------------------------------------------------------------------------------------------------------------------------------------------|
| Storage temperature monitoring requirements | <ul style="list-style-type: none">• Must have an alarm setting that provides audible sound in the event that the temperature of the unit deviates beyond the alarm set points or if the door is ajar.• Must have adjustable alarm set points/range.• Should have adjustable temperature set points/temperature controls.• Should have a digital temperature display on front that displays current temperature to 1°C degrees resolution. |
| Frozen Laboratory grade freezers | <u>Storage at 25°C to -15°C</u> <ul style="list-style-type: none">• Long term storage until expiry date.• Must continuously keep temperature at -20°C within +/- 5°C.• Vaccine can be stored at -25°C to -15°C until date of expiration. |
| Storage between 2°C to +8°C Pre-puncture Thawing/Thawed | <u>Storage at +2°C to +8°C</u> <ul style="list-style-type: none">• Can be stored at +2°C to +8°C for 30 days.• The time in transit in the thawing/thawed state at +2°C to +8°C must be considered as part of the 30 days allowed for storage at refrigerator temperatures.• Vaccine can be thawed in two ways:<ul style="list-style-type: none">○ From the freezer to room temperature (+15°C to +25°C), thaw for 1 hour from frozen state.○ From the freezer to a vaccine fridge (+2°C to +8°C); thaw for 2 hours and 30 minutes from frozen state. Let vial stand at room temperature for 15 minutes before administering.• See Alberta Vaccine Storage and Handling Policy for Provincially Funded Vaccine for vaccine storage requirements. |

VACCINE TRANSPORT – Frozen Vaccine

| Cold chain must be maintained during transport to another location. | |
|----------------------------------------------------------------------------|------------------------------------------------------------------------------------------------------------------------------------------------------------------------------------------------------------------------------------------------------------------------------------------------------------------------------------------------------------------------------------------------------------------------------------------------------------------------------------------------------------------------------------------------------------------------------------------------------------------------------|
| Container | Qualified container that is certified to maintain temperature at -25°C to -15°C and allows for vaccine to be packed securely to prevent movement. |
| Onward transportation | <ul style="list-style-type: none">• First choice. The manufacturer recommends transporting the vaccine in the frozen state at -25°C to -15°C and as cold as -40°C.• Do not use dry ice.• Second choice. In exceptional scenarios, where frozen state transport cannot be accomplished and based on stability data, the manufacturer has indicated that the product can be transported in an appropriately validated container in a thawing/thawed state (at +2°C to +8°C).• Full cartons or individual vials can be transported in either the frozen or thawed state. |

Alberta Vaccine Storage and Handling Policy for COVID-19 Vaccine

May 31, 2021

| | |
|--------------------------------------|------------------------------------------------------------------------------------------------------------------------------------------------------------------------------------------------------------------------------------------------------------------------------------------------------------------------------------------------------------------------------------------------------------------------------------------------------------------------------------------------------------------------------------------------------------------------------------------------------------------------------------------------------------------------------------------------------------------------------------------------------------------------------------------------------------------------------------------------------------------------------------------------------------------------------------------------------------------------------------------------------------------------------------------------------------------------------------------------------------------------------------------------------------------------------------------------------------------------------------------------------------------------------------------------------------------------------------------------------------------------------------------------------------------------------------------------------------------------------------------------------------------------------------------------------------------------------------------------------------------------------------------------------------------------------------------------------------------------------------------------------------------------------------------------------------------------------------------------------------------------------------------------------------------------------------------------------------------------------------------------------------------------------------------------------------------------------------------------------------------------------------------------------------------------------------------------------------------------------------------------------------------------------------------------------------------------------------------------------------------------------------------------------------------------------------------------------------------------------------------------------------------------------------------------------------------------------------------------------------------------------------------|
| Onward transportation (cont.) | <p><u>Frozen</u></p> <ul style="list-style-type: none"> Transfer the vaccine from the freezer to the container rapidly. Keep tray at room temperature for less than 5 minutes to prevent thawing. The product should be appropriately packed in a validated container in order to: <ul style="list-style-type: none"> Prevent contact with ice packs, Prevent movement of the vials in the container, and Keep the vaccine vials upright. <p><u>Thawing/thawed</u></p> <ul style="list-style-type: none"> If transportation must occur in the thawing/thawed state, it can only be transported ONE TIME in the thawing/thawed state and the total transportation time should be no longer than 10 hours. The transported vaccine must be labelled “transported thawing/thawed” and include the start time of transportation. <ul style="list-style-type: none"> Pre-puncture thawed vials can be transported from one site to another (e.g. for outreach) ONE TIME as long as they have not previously been transported thawing/thawed and the total time does not exceed 10 hours. This time can be extended to 12 hours in extenuating circumstances e.g. vehicle breakdown, poor road conditions. This would not be routine practice. The product should be appropriately packed in a validated container in order to: <ul style="list-style-type: none"> Prevent contact with ice packs, Prevent movement of the vials in the validated container, and Keep the vaccine vials upright. As much care as possible should be taken to minimize extra movement in the thawed state <ul style="list-style-type: none"> The container should be secured in the vehicle so that it does not move around. The time in transit in the thawing/thawed state at +2°C to +8°C should be considered part of the 30 days allowed for storage at refrigerator temperatures. <p><u>In addition for frozen and thawing/thawed vaccine:</u></p> <ul style="list-style-type: none"> Label the container as “Fragile: Handle with Care, Do Not Drop” and “Temperature Sensitive”. The temperature must be maintained and recorded during transport. Record the transportation locations, dates and times, including the duration of time in transit. Do not refreeze thawed product Do not transport the vaccine at room temperature. Do not transport vials that have been punctured. |
| Temperature monitoring | <p>An appropriate temperature monitoring device must be used to transport vaccine.</p> <p>Note: Vaccine shipped from Pharmacy wholesale distributors and Accuristix wholesale distributor utilizing a pre-qualified container with phase-changing technology will not have a temperature monitoring device.</p> |
| Receiving vaccine | <ul style="list-style-type: none"> When a vaccine shipment is received, it must be examined and stored as specified in the product monograph. <ul style="list-style-type: none"> Frozen state – freezer at -25°C to -15°C Thawed state – fridge at +2°C to +8°C Read and/or stop the recording of the temperature monitoring device upon receipt to determine if it has been activated or alarmed. |

Alberta Vaccine Storage and Handling Policy for COVID-19 Vaccine

May 31, 2021

COLD CHAIN EXCURSIONS - Frozen Vaccine

All known exposures of vaccine to temperatures outside temperature requirements as specified in the product monograph must be reported. Each cold chain excursion needs to be assessed to determine if it is a cold chain break and vaccine needs to be quarantined.

| | |
|-------------------------------------|-----------------------------------------------------------------------------------------------------------------------------------------------------------------------------------------------------------------------------------------------------------------------------------------------------------------------------------------------------------------------------------------------------------------------------------------------------------------------------------------------------------------------------------------------------------------------------------------------------------------------------------------------------------------------------------------------------------------------------------------------------------------------------------------------------------------------------------------------------------------------------------------|
| Frozen | Frozen state <ul style="list-style-type: none">Vaccine is to be stored at -25°C to -15°C while in a frozen state.If the temperature is warmer than -15°C, the vaccine is considered to be in the thawing stage and needs to be stored in a vaccine fridge at +2°C to +8°C. Do not refreeze.If the temperature is colder than -40°C, quarantine vaccine, mark as "DO NOT USE", and store in freezer at -25°C to -15°C until viability has been assessed. |
| Pre-puncture thawed vaccine | Pre-puncture thawed vaccine can be stored at: <ul style="list-style-type: none"><u>+2°C to +8°C for 30 days</u><ul style="list-style-type: none">If the temperature is colder than +2°C, quarantine vaccine and mark as "DO NOT USE", and store in a vaccine fridge at +2°C to +8°C until viability has been assessed.<u>+8°C to +25°C for 12 hours</u><ul style="list-style-type: none">If the temperature is greater than +8°C for more than 12 hours, discard vaccine and count as wasted doses in the Alberta Vaccine Inventory system (AVI) using "Spoiled" category and "Failure to store" reason.If the temperature is over +25°C (room temperature) within the 12 hour timeframe, quarantine vaccine, mark as "DO NOT USE", and store in a vaccine fridge at +2°C to +8°C until viability has been assessed. |
| Post-puncture thawed vaccine | Post-puncture thawed vaccine can be stored at: <ul style="list-style-type: none"><u>+2°C to +25°C for 6 hours</u><ul style="list-style-type: none">If the temperature is colder than +2°C or warmer than +25°C within the 6 hour timeframe, quarantine vaccine, mark as "DO NOT USE", and store in a vaccine fridge at +2°C to +8°C until viability has been assessed.Post-puncture thawed vaccine is to be discarded after 6 hours and count as wasted doses in the Alberta Vaccine Inventory system (AVI) using "Spoiled" category and "Failure to store" reason. |

Notes:

- Temperature excursions to be reported as per process outlined in [Alberta Vaccine Storage and Handling Policy for Provincially Funded Vaccine](#).
- Timeframe for reporting is within 24 hours.
- Vaccine that is determined not viable, will be discarded according to the health practitioners' standard of practice and must be entered into AVI as wasted using the correct reason.

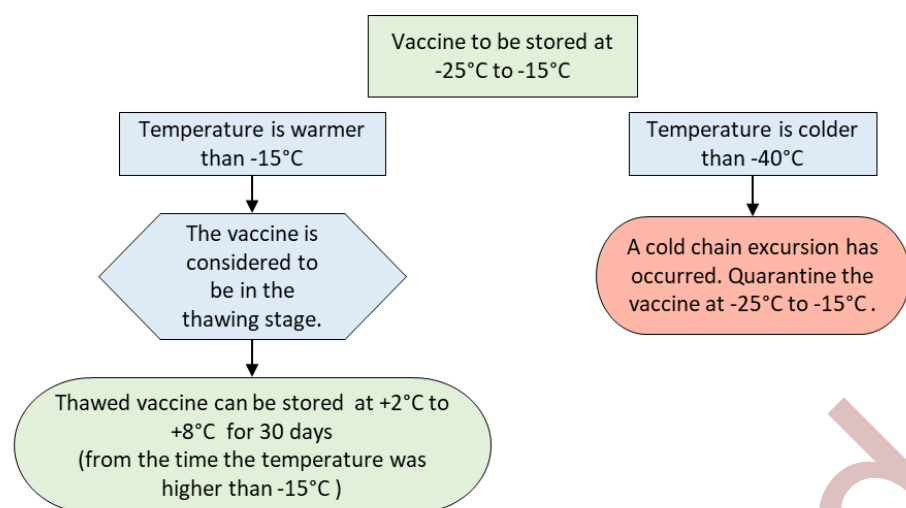
Contact Moderna at 1-833-847-4270 for viability assessment and determination.

See the Moderna COVID-19 vaccine Cold Chain Excursion Tool below.

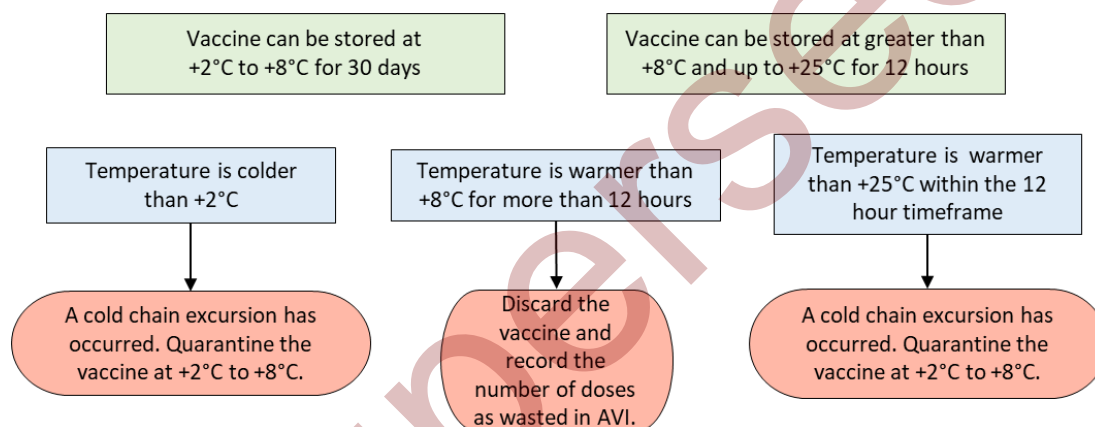
Alberta Vaccine Storage and Handling Policy for COVID-19 Vaccine

May 31, 2021

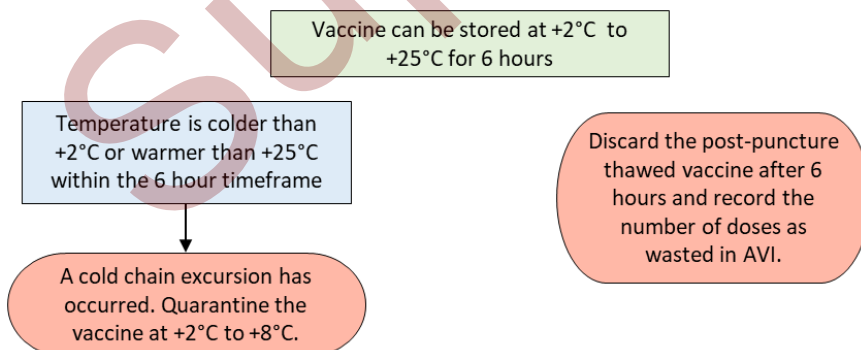
Moderna COVID-19 Vaccine Cold Chain Excursion Tool



Pre-Puncture Thawed Vaccine



Post-Puncture Thawed Vaccine



Contact Moderna at 1-833-847-4270 for viability assessment and determination.

Alberta Vaccine Storage and Handling Policy for COVID-19 Vaccine

May 31, 2021

AstraZeneca and COVISHIELD Vaccine (+2°C to +8°C)

VACCINE STORAGE REQUIREMENTS

See [Alberta Vaccine Storage and Handling Policy for Provincially Funded Vaccine](#) for vaccine storage requirements.

VACCINE TRANSPORT

See [Alberta Vaccine Storage and Handling Policy for Provincially Funded Vaccine](#) for vaccine transportation requirements.

| | |
|---------------------------------------------|-------------------------------------------------------------------------------------------------------------------------------------------------------------------------------------------------------------------------------------------------------------------------------------------------------------------------------------------------------------------------------------------------------------------------------------------------------------|
| Container Temp. Monitoring Receiving | See Alberta Vaccine Storage and Handling Policy for Provincially Funded Vaccine for vaccine transportation requirements. |
| Onward transportation | <ul style="list-style-type: none">• Vaccine cold chain maintained at +2°C to +8°C during transportation.• There are no concerns from a stability perspective in transporting the AstraZeneca/COVIDSHIELD vaccine.• Vaccine may be transported post-puncture with infection control considerations including: hand hygiene, cleaning vial with alcohol wipe pre-puncture and post puncture before returning to vaccine bags. |

Alberta Vaccine Storage and Handling Policy for COVID-19 Vaccine

May 31, 2021

COLD CHAIN EXCURSIONS

All known exposures of vaccine to temperatures outside temperature requirements as specified in the product monograph must be reported. Each cold chain excursion needs to be assessed to determine if it is a cold chain break and vaccine needs to be quarantined.

AstraZeneca/Covishield
(Vaccines that require storage between +2°C and +8°C)

Pre-puncture vaccine can be stored at:

- +2°C to +8°C until expiry date
 - If the temperature is colder than +2°C or greater than +8°C quarantine vaccine and mark as "DO NOT USE", and store in a vaccine fridge at +2°C to +8°C until viability has been assessed.

Post-puncture vaccine can be stored at:

- +2°C to +8°C for 48 hours
 - If the temperature is colder than +2°C or greater than +8°C within the 48 hour timeframe, quarantine vaccine, mark as "DO NOT USE", and store in a vaccine fridge at +2°C to +8°C until viability has been assessed.
 - Post-puncture vaccine that has been stored at +2°C to +8°C is to be discarded after 48 hours and counted as wasted doses in the Alberta Vaccine Inventory system (AVI) using "Spoiled" category and "Failure to store" reason.
- +8°C to +30°C for 6 hours
 - If the temperature is warmer than +30°C within the 6 hour timeframe, quarantine vaccine, mark as "DO NOT USE", and store in a vaccine fridge at +2°C to +8°C until viability has been assessed.
 - Post-puncture vaccine that has been stored at 8°C to +30°C is to be discarded after 6 hours and counted as wasted doses in the Alberta Vaccine Inventory system (AVI) using "Spoiled" category and "Failure to store" reason.

Post-puncture vials can be re-refrigerated, but the cumulative storage time at room temperature must not exceed 6 hours, and the total cumulative storage time must not exceed 48 hours. After this time, the vial must be discarded.

Notes:

- Temperature excursions to be reported as per process outlined in [Alberta Vaccine Storage and Handling Policy for Provincially Funded Vaccine](#).
- Timeframe for reporting is within 24 hours.
- Vaccine that is determined not viable, will be discarded according to the health practitioners' standard of practice and must be entered into AVI as wasted using the correct reason.

Contact Innomar QA at 1-833-847-4270 for viability assessment and determination.

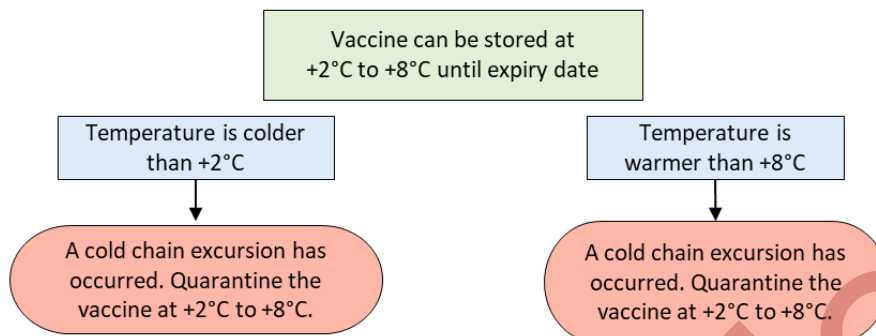
See the AstraZeneca/COVISHIELD COVID-19 vaccine Cold Chain Excursion Tool below.

Alberta Vaccine Storage and Handling Policy for COVID-19 Vaccine

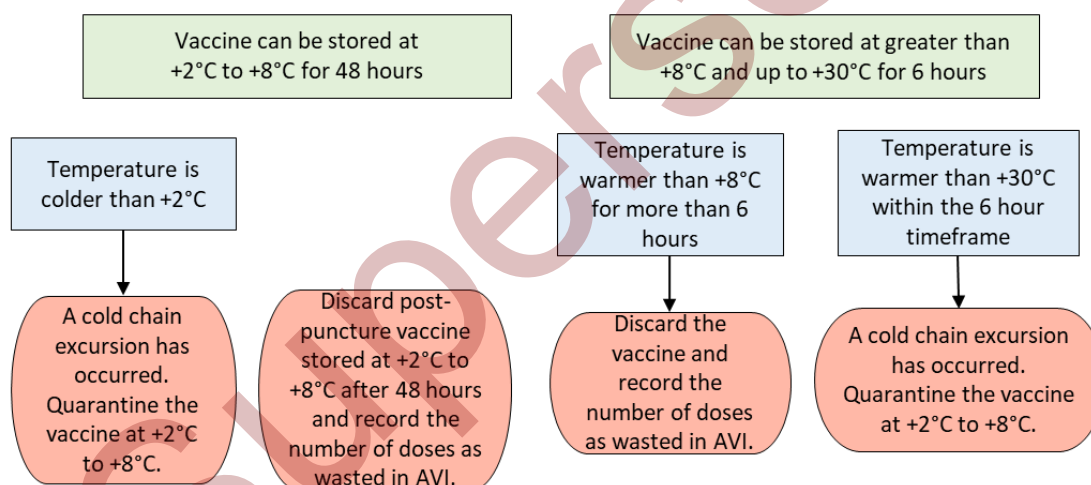
May 31, 2021

AstraZeneca/COVISHIELD Vaccine Cold Chain Excursion Tool

Pre-puncture Vaccine



Post-puncture Vaccine



Contact Innomar QA at 1-833-847-4270 for viability assessment and determination.

Alberta Vaccine Storage and Handling Policy for COVID-19 Vaccine

May 31, 2021

After hour contact information for temperature excursions

After Hours Reporting Best Practice

- Temperature excursion reporting outside of operation hours should be via email. Email accounts are monitored by more personnel than the phone line.
- If the request is urgent, email subject should include "URGENT:"
- Include the NOC on all after hours temperature excursion reporting. NOC has the ability to escalate if required.

| Organization | Primary Contact | Secondary Contact | Hours of Operation | After-hours Responsiveness |
|-----------------------------------------------------------------------------------------------------------------|------------------------------------------------------------------------------------------------------------|-------------------|-----------------------------|-------------------------------------------------------------------------|
| Pfizer Customer Service | CanadaCSVaccine@Pfizer.com | 1-833-829-2684 | 05:30 - 17:30. MST (M-F) | 3 to 4 hours |
| Innomar QA <ul style="list-style-type: none">• Moderna• Astrazeneca• COVISHIELD | QA-GMP@innomar-strategies.com | 1-833-847-4270 | 05:30 - 17:30 MST (M-F) | 1 hr if identified as time sensitive. 2 to 4 hrs if not time sensitive. |
| NOC Mailbox | PHAC.vaccine.NOC-CNO.vaccin.ASPC@canada.ca | 1-613-952-0865 | 24 hrs, 7 days a week | Within 1 hour |
| NOC Liaison | patrick.reid@canada.ca | 1-613-295-5491 | 0600 -16:00 MST (M-F) | Immediate if urgent |

During regular business hours

Pfizer - 1-833-829-2684

Moderna - 1-833-847-4270

Astrazeneca - 1-833-847-4270

COVISHIELD - 1-833-847-4270

TEMPERATURE MONITORING

The minimum, maximum, and current temperature of all refrigerators/freezers where vaccine is stored must be monitored and recorded.

| | |
|-------------------------------------------------|----------------------------------------------------------------------------------------------------------------------------------------------------------------------------------------------------------------------------------------------------------------------------------------------------------------------------------------------------------------------------------------------------------------------------------------------------------------------------------------------------------------------------------------------------------------------------------------------------------------------------------------------------------------------------------------------------------------------------------------------------------------------------------------------------------------------------------------------------------------------------------------------------------------------------------------------------------------------------------------------------------------------------------------------------------------------------------------------------------------------------------------------------------|
| Temperature monitoring devices | <p>The only thermometers and temperature recording devices that are acceptable for monitoring the temperature within vaccine storage units are:</p> <ul style="list-style-type: none"> • Minimum and Maximum Thermometer. • Data Logger - must function like a min/max device and therefore the minimum, maximum, and current temperatures need to be downloaded twice a day. • Alarmed Temperature Monitoring System - must function like a min/max device and therefore the minimum, maximum, and current temperatures need to be downloaded twice a day. • Chart Recorder in combination with a min/max thermometer Note: Chart recorders can be hard to interpret, inaccurate, and difficult to ascertain minimum and maximum temperatures. In addition, if chart recorders are on the same power supply as the fridge (and do not have back-up power) and the power goes out – there is not enough data to make a decision on vaccine viability. <p>Fluid-filled bio-safe liquid (bottle) thermometers, bi-metal stem thermometers, and household thermometers are NOT acceptable.</p> |
| Continuous temperature recording devices | <p>These include:</p> <ul style="list-style-type: none"> • Chart Recorders (in combination with a min/max thermometer); OR • Data Loggers (downloaded twice a day); OR • Alarmed Temperature Monitoring System (downloaded twice a day). |
| Temperature recording | <p>At minimum, the temperature must be recorded and reviewed at the beginning and end of each business day (separated by at least 8 hours) for each refrigerator/freezer storing vaccine.</p> |

Alberta Vaccine Storage and Handling Policy for COVID-19 Vaccine

May 31, 2021

Questions

Pfizer COVID-19 Vaccine Storage and Handling

- Question:** Undiluted thawed vaccine has been at room temperature for 1 hour and 45 minutes. Can it be placed back in the fridge and stored at 2°C to 8°C up to 5 days?
OR once committed to room temperature does it need to be diluted within that 2 hours and administered within 6 hours?

Answer: It can be put back in the fridge and stored at 2°C to 8°C up to 5 days but it will be important to keep track of **total cumulative time at 2°C to 8°C and at room temperature**.
This is important to apply as when the vial is removed for use, it will only have 15 minutes remaining at room temperature prior to being diluted for use.
- Question:** Can frozen or thawing/thawed Pfizer vaccine be transported from the point of administration/depot site for use and then stored there?

Answer: Yes as per Pfizer Redistribution Considerations dated 2020 December 31 as long as the specifications and conditions listed in the ULTRA-FROZEN VACCINE Pfizer BioNTech 'Onward Transportation' section are followed.
- Question:** Can frozen or thawing/thawed Pfizer vaccine be transported from a secondary site to another secondary site?

Answer: Yes, providing the specifications and conditions listed in the ULTRA-FROZEN VACCINE Pfizer BioNTech 'Onward Transportation' section are followed and the total combined transportation time does not exceed **10** hours.

References

1. Pfizer-BioNTech COVID-19 Vaccine. <http://www.cvdvaccine.ca/>
2. Pfizer-BioNTech. (2020 December 9). COVID-19 mRNA Vaccine, Suspension for Intramuscular Injection *Product Monograph*. <https://covid-vaccine.canada.ca/info/pdf/pfizer-biontech-covid-19-vaccine-pm1-en.pdf>.
3. Pfizer Training Resources. 2020 December 8.
4. Redistribution Considerations for Pfizer-BioNTech COVID-19 Vaccine. 2020 December 31.
5. Moderna COVID-19 Vaccine - Resources for Healthcare Professionals and Patients. <https://www.modernacovid19global.com/ca>
6. Moderna (2020 December 23) Moderna COVID-19 Vaccine, mRNA-1273 SARS-CoV-2 vaccine, Suspension for intramuscular injection: *Product Monograph*. <https://covid-vaccine.canada.ca/info/pdf/moderna-covid-19-vaccine-pm1.pdf>
7. Moderna – Memo to Health Canada. Transport of Moderna COVID-19 Vaccine in Exceptional Circumstances. 2020 December 23.
8. AstraZeneca (2021 February 26). COVID-19 Vaccine (ChAdOx1-S [recombinant]), Solution for Intramuscular Injection: *Product Monograph*. <https://covid-vaccine.canada.ca/info/pdf/astrazeneca-covid-19-vaccine-pm-en.pdf>
9. COVISHIELD (2021 February 26). COVID-19 Vaccine (ChAdOx1-S [recombinant]) manufactured by Serum Institute of India, Solution for Intramuscular Injection: *Product Monograph*. <https://covid-vaccine.canada.ca/info/pdf/covishield-pm-en.pdf>