

Labour Force Statistics

July 2023

ALBERTA LABOUR MARKET INDICATORS

	July 2023	Change from Previous Month	Change from Previous Year
Employment	2,469,400	+11,800	+82,800
Full Time Employment	2,045,300	+31,500	+86,500
Part Time Employment	424,100	-19,700	-3,700
Unemployment Rate (UR)	6.1%	+0.4*	+1.1*
Edmonton UR Three-Month Moving Average	6.0%	-0.1*	+0.6*
Calgary UR Three-Month Moving Average	6.3%	0.0*	+1.1*
Unemployment	160,600	+11,600	+35,500
Participation Rate	69.9%	+0.4*	+0.5*
Average Hourly Wage	\$34.72	0.0%	+6.0%

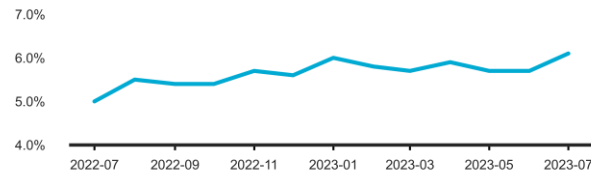
Source: Statistics Canada Labour Force Survey.

* Change in percentage points.

Alberta Highlights

- Alberta's seasonally adjusted unemployment rate was 6.1 per cent in July 2023, up 0.4 percentage points from the previous month and up 1.1 percentage points from the same month last year (Chart 1).

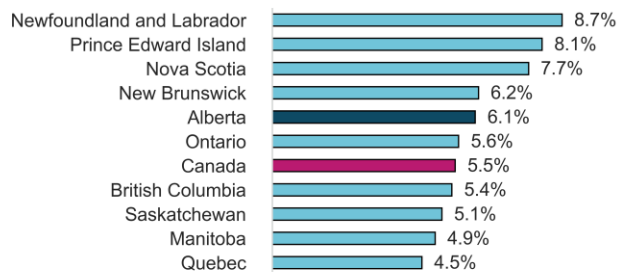
Chart 1 Alberta Unemployment Rate



Source: Statistics Canada, Labour Force Survey.

- Alberta's unemployment rate was the fifth highest in Canada. The national unemployment rate at 5.5 per cent was 0.1 percentage points higher than the previous month (Chart 2).

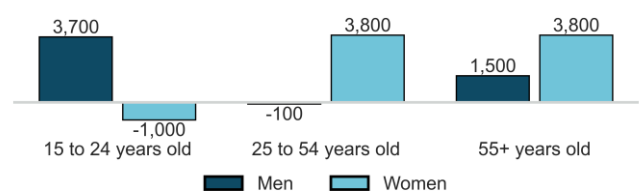
Chart 2 Unemployment Rates by Province



Source: Statistics Canada, Labour Force Survey.

- In July 2023, the labour force increased by 23,500 to 2,630,100. The number of labour force participants increased among 15 to 24 year olds (+4,100), 25 to 54 year olds (+16,600), and people aged 55 years and over (+2,800).
- Month-over-month, employment increased by 11,800. Employment grew for 15 to 24 year olds, 25 to 54 year olds, and people aged 55 years and over.

Chart 3 Monthly Change in Employment by Age and Gender



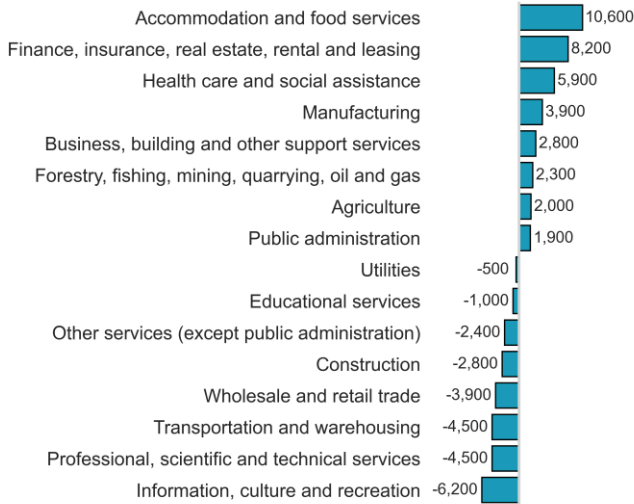
Source: Statistics Canada, Labour Force Survey.

- Month-over-month, employment increased in the public sector (+7,600), in the private sector (+3,500), and among the self-employed (+800). On a year-over-year basis, private sector employment grew by 64,400 and public sector employment increased by 22,800.
- Compared to the previous month, the seasonally adjusted three-month moving average for employment grew by 1,500 in Edmonton and rose by 1,400 in Calgary. It grew by 5,900 in the rest of Alberta.

For additional information about Alberta's Labour Force Statistics, visit: <https://www.alberta.ca/labour-force-statistics-annual-reviews.aspx>

- In July 2023, employment rose in eight out of 16 industries compared to the previous month. The industries with the most employment gains were: accommodation and food services; finance, insurance, real estate, rental and leasing; and health care and social assistance (Chart 4).

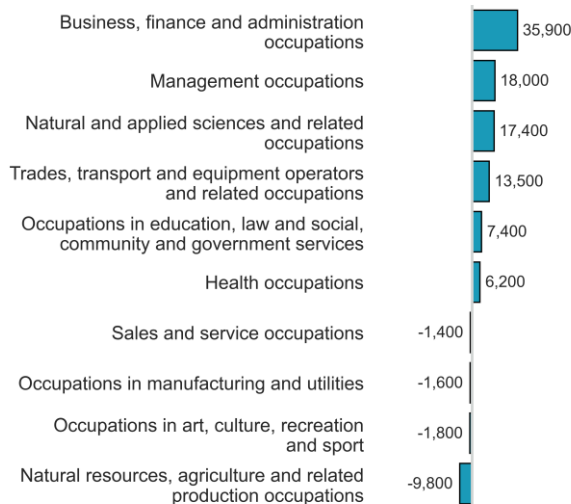
Chart 4 Monthly Employment Growth By Industry



Source: Statistics Canada, Labour Force Survey.

- On a year-over-year basis, employment increased the most in: business, finance and administration occupations; management occupations; and natural and applied sciences and related occupations (Chart 5).

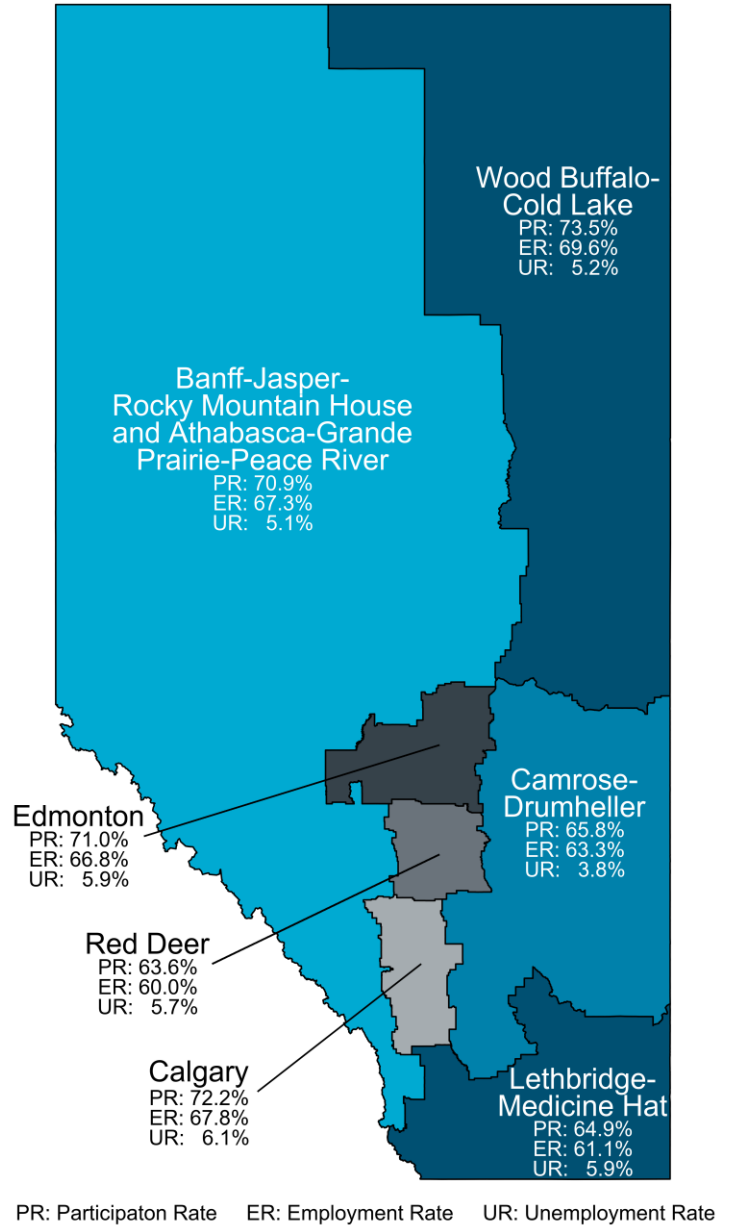
Chart 5 Year-over-Year Employment Growth By Occupation - Seasonally Unadjusted



Source: Statistics Canada, Labour Force Survey.

- By economic regions, the seasonally unadjusted three-month moving average unemployment rate was lowest in Camrose-Drumheller (3.8 per cent) and highest in Calgary (6.1 per cent) (Figure 1).

Figure 1 Alberta Labour Force Statistics by Economic Region Seasonally Unadjusted - Three-Month Moving Average



Source: Statistics Canada, Labour Force Survey.

For additional information about Alberta's Labour Force Statistics, visit: <https://www.alberta.ca/labour-force-statistics-annual-reviews.aspx>