

Labour Force Statistics

November 2023

ALBERTA LABOUR MARKET INDICATORS

	November	Change from Previous Month	Change from Previous Year
Employment	2,495,900	+8,900	+98,800
Full Time Employment	2,062,600	+23,600	+110,900
Part Time Employment	433,200	-14,800	-12,100
Unemployment Rate (UR)	5.9%	+0.1*	+0.2*
Edmonton UR Three-Month Moving Average	6.2%	+0.2*	+0.7*
Calgary UR Three-Month Moving Average	6.1%	+0.3*	0.0*
Unemployment	157,600	+5,500	+12,600
Participation Rate	69.4%	+0.1*	-0.1*
Average Weekly Wage	\$1348.04	+1.2%	+5.1%

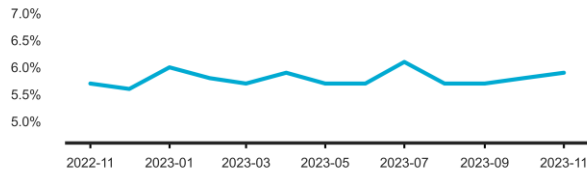
Source: Statistics Canada Labour Force Survey.

* Change in percentage points.

Alberta Highlights

- Alberta's seasonally adjusted unemployment rate was 5.9 per cent in November 2023, up 0.1 percentage points from the previous month and up 0.2 percentage points from the same month last year (Chart 1).

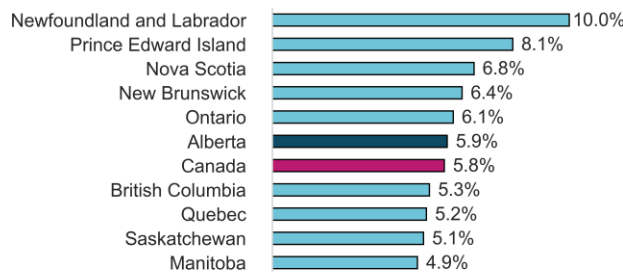
Chart 1 Alberta Unemployment Rate



Source: Statistics Canada, Labour Force Survey.

- Alberta's unemployment rate was the fifth lowest in Canada. The national unemployment rate at 5.8 per cent was 0.1 percentage points higher than the previous month (Chart 2).

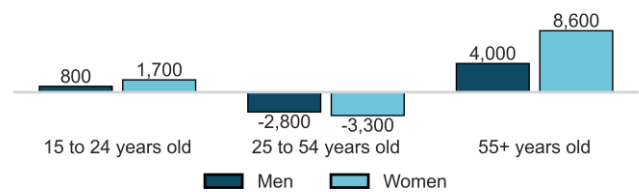
Chart 2 Unemployment Rates by Province



Source: Statistics Canada, Labour Force Survey.

- In November 2023, the labour force increased by 14,400 to 2,653,500. The number of labour force participants increased among 15 to 24 year olds (+12,000) and people aged 55 years and over (+13,800) and decreased for 25 to 54 year olds (-11,500).
- Month-over-month, employment increased by 8,900. Employment grew for 15 to 24 year olds and people aged 55 years and over and fell among 25 to 54 year olds.

Chart 3 Monthly Change in Employment by Age and Gender



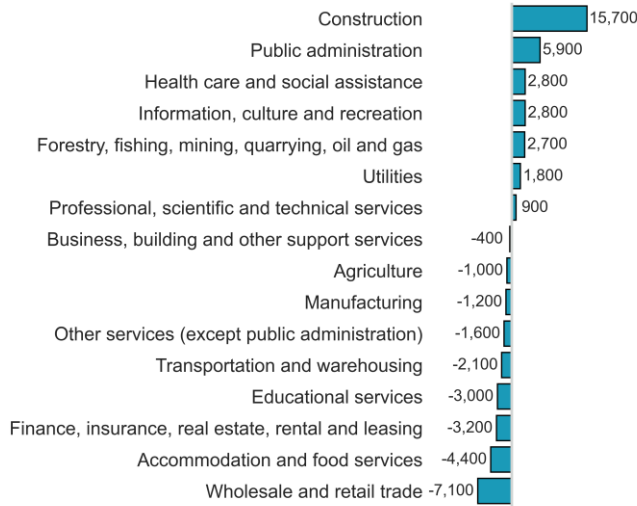
Source: Statistics Canada, Labour Force Survey.

- Month-over-month, employment increased in the public sector (+5,900) and in the private sector (+8,100) and decreased among the self-employed (-5,000). On a year-over-year basis, private sector employment grew by 76,000 and public sector employment increased by 28,500.
- Compared to the previous month, the seasonally adjusted three-month moving average for employment grew by 1,200 in Edmonton and shrunk by 9,300 in Calgary. It grew by 11,000 in the rest of Alberta.

For additional information about Alberta's Labour Force Statistics, visit: <https://www.alberta.ca/labour-force-statistics-annual-reviews.aspx>

- In November 2023, employment rose in seven out of 16 industries compared to the previous month. The industries with the most employment gains were: construction; public administration; and health care and social assistance (Chart 4).

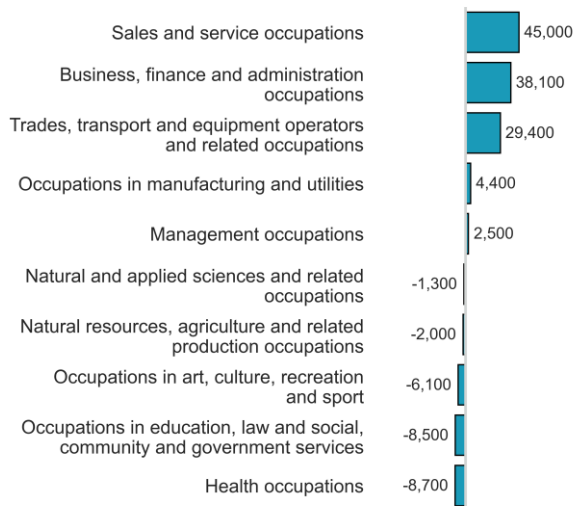
Chart 4 Monthly Employment Growth By Industry



Source: Statistics Canada, Labour Force Survey.

- On a year-over-year basis, employment increased the most in: sales and service occupations; business, finance and administration occupations; and trades, transport and equipment operators and related occupations (Chart 5).

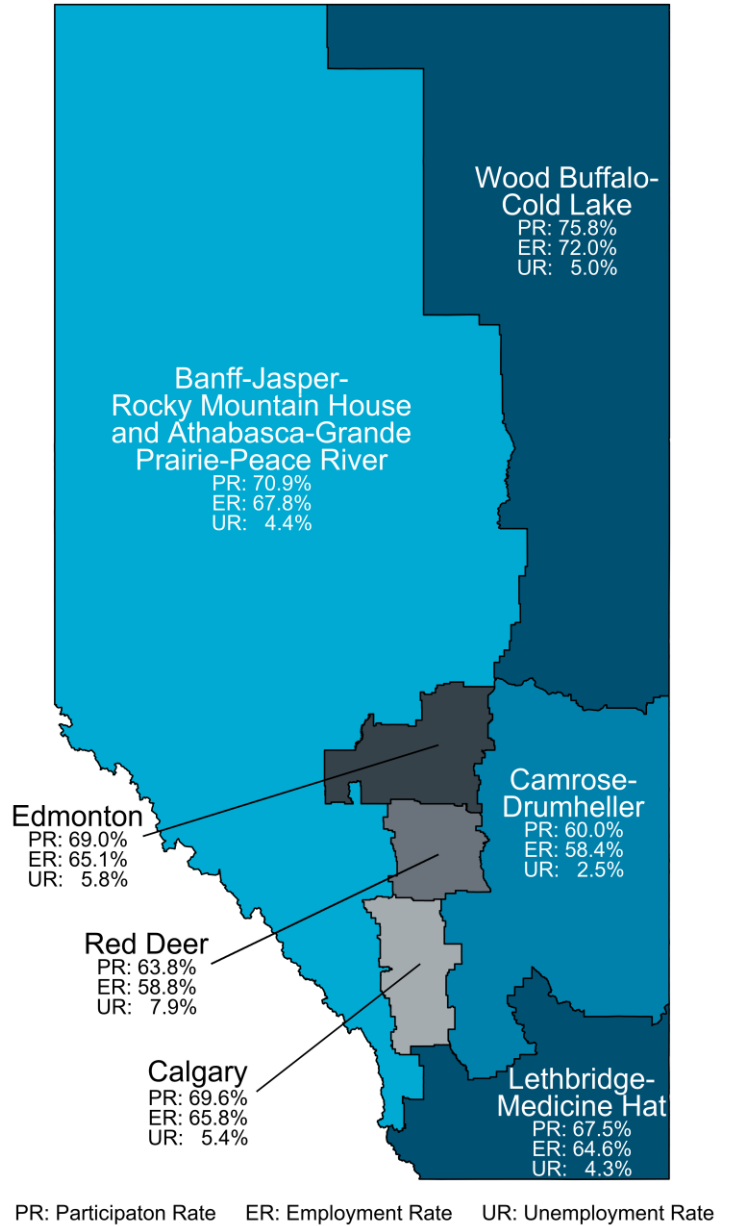
Chart 5 Year-over-Year Employment Growth By Occupation - Seasonally Unadjusted



Source: Statistics Canada, Labour Force Survey.

- By economic regions, the seasonally unadjusted three-month moving average unemployment rate was lowest in Camrose-Drumheller (2.5 per cent) and highest in Red Deer (7.9 per cent) (Figure 1).

Figure 1 Alberta Labour Force Statistics by Economic Region Seasonally Unadjusted - Three-Month Moving Average



Source: Statistics Canada, Labour Force Survey.

For additional information about Alberta's Labour Force Statistics, visit: <https://www.alberta.ca/labour-force-statistics-annual-reviews.aspx>