

Alberta Community and Social Services Open Data

Persons with Developmental Disabilities (PDD)

Program Overview

The Persons with Developmental Disabilities (PDD) Program provides services to help adults with developmental disabilities live as independently as possible in their communities.

PDD provides information and referral services and monitors and evaluates the provision of those services which supplement the support provided by family, friends and community members. These supports ensure that individuals live as independently as possible and are fully included in their community.

There are currently eight PDD Open Data Asset Packages available for public use. These assets are updated on a quarterly basis and include the following datasets:

- PDD Active Caseload
- PDD Waiting for Services
- PDD Service Planning Caseload – Regional Data
- PDD Service Planning Caseload – Provincial Data
- PDD Historical Active Caseload April 2010 – May 2018
- PDD Caseload by Service Delivery Model
- PDD Individuals using Family Managed Services by Region
- PDD Individuals using Service Providers by Region

PDD Data Summary for December 2020

PDD Active Caseload

- The PDD Active Caseload total was 12,578 for December 2020, which is a decrease of 0.1% from the previous month of November 2020. From December 2019 to December 2020, the active caseload shows a decrease of 1.6%.
- The Calgary region had the highest proportion of caseloads (32.4%) for December 2020, followed by Edmonton (31.0%), Central (15.9%), South (11.4%), North Central (5.2%), North West (4.6%) and North East (0.5%).

PDD Waiting for Services

- The Waiting for Services total was 92 for December 2020, and the Waiting for Services (No Service Provider) total was 49.

PDD Service Planning Caseload – Provincial Data

- The Service Planning Caseload total was 1,935 for December 2020, which shows a decrease of 1.9% from the previous month of November 2020. From December 2019 to December 2020, the Service Planning Caseload shows a decrease of 17.9%.

PDD Service Planning Caseload – Regional Data

- The Edmonton region had the highest proportion of Service Planning caseloads (45.3%) for December 2020, followed by Calgary (36.0%), Central (6.8%), North West (5.5%), South (4.8%), North Central (1.5%), and North East (0.1%).

PDD Historical Active Caseload April 2010 – May 2018

- The Historical Active Caseload provides data from April 2010 to May 2018. From June 2018, active caseload counts are presented in the PDD Active Caseload dataset.

PDD Caseload by Service Delivery Model

- Caseloads by Service Delivery Model totals for December 2020 include Family Managed Services (2,585), Service Providers (10,670), and Government Operated Facilities (205).

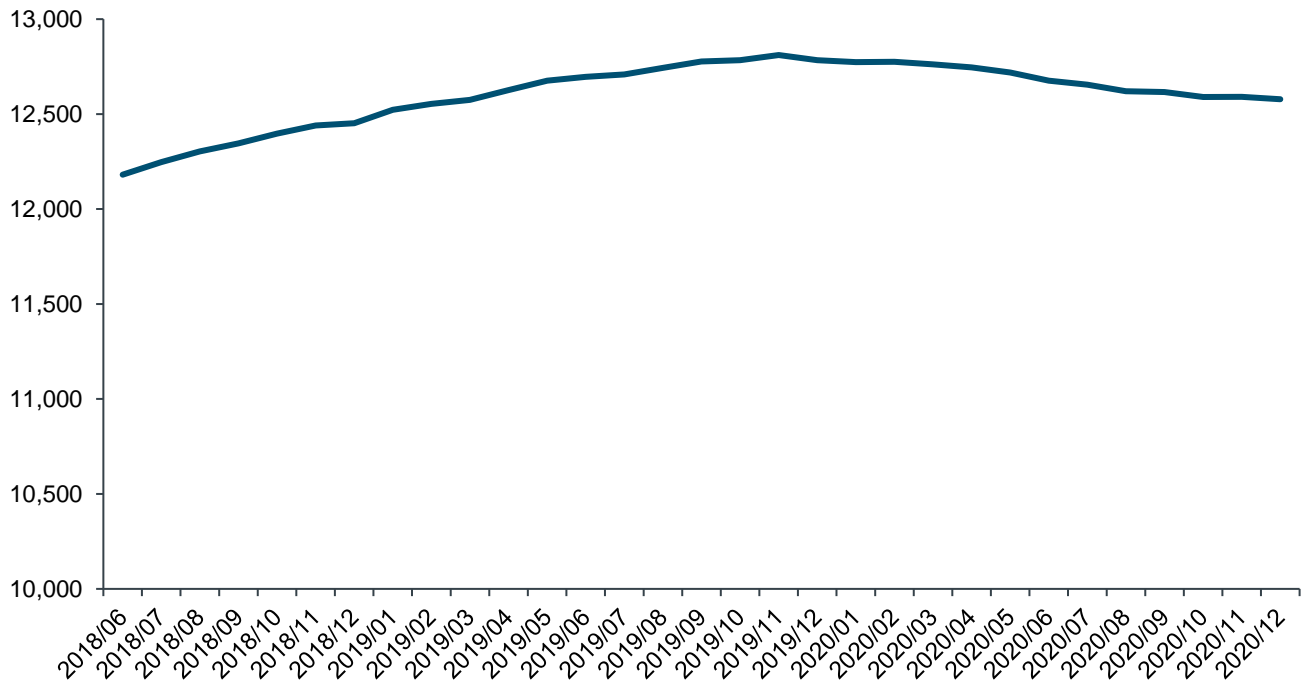
PDD Individuals using Family Managed Services by Region

- The Calgary region had the highest proportion of individuals (53.6%) using Family Managed Services for December 2020, followed by Edmonton (25.8%), Central (8.0%), North West (5.0%), South (3.9%), North Central (3.4%), and North East (0.3%).

PDD Individuals using Service Providers by Region

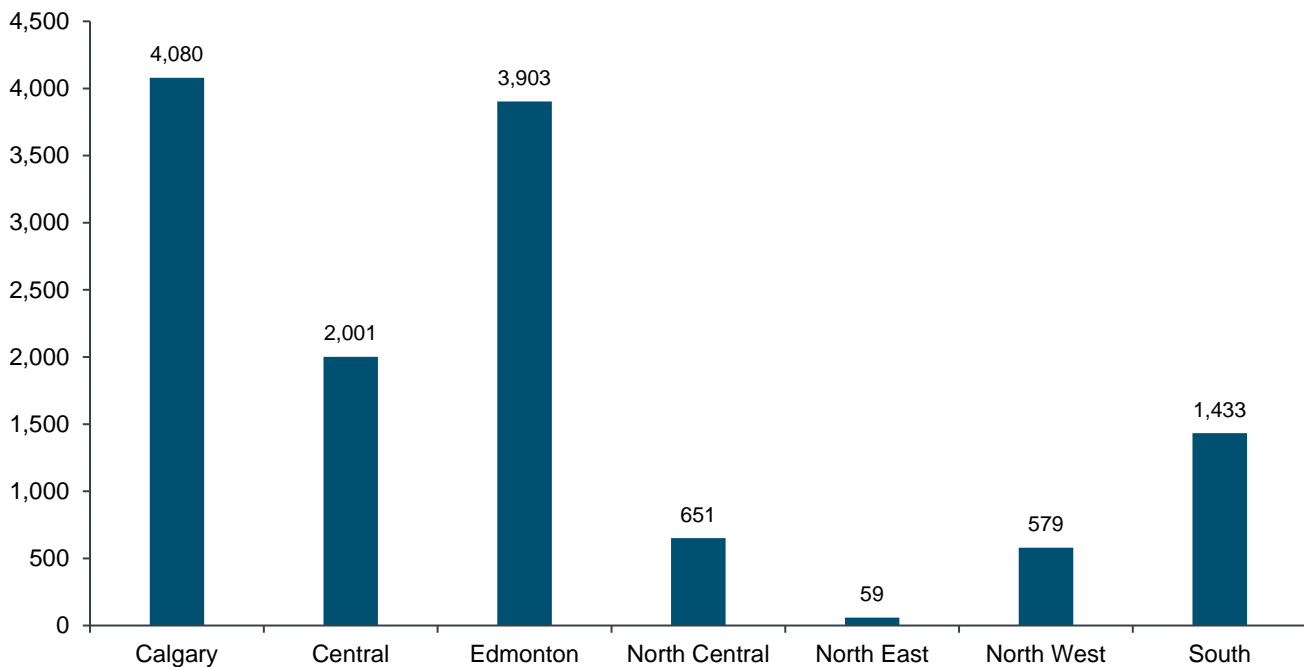
- The Edmonton region had the highest proportion of individuals (31.9%) using Service Providers for December 2020, followed by Calgary (30.0%), Central (16.1%), South (12.8%), North Central (5.4%), North West (4.5%), and North East (0.5%).

PDD Active Caseload (June 2018 to December 2020)



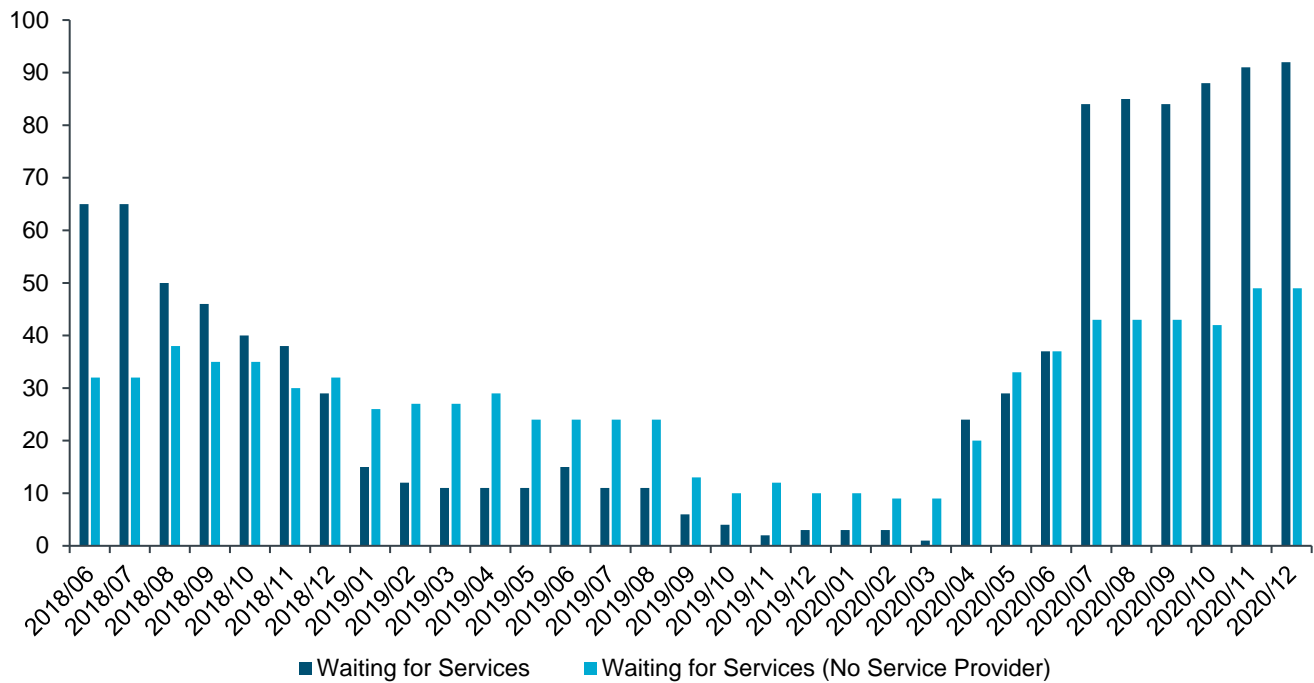
Source: Alberta Community and Social Services.

PDD Active Caseload by Region (December 2020)



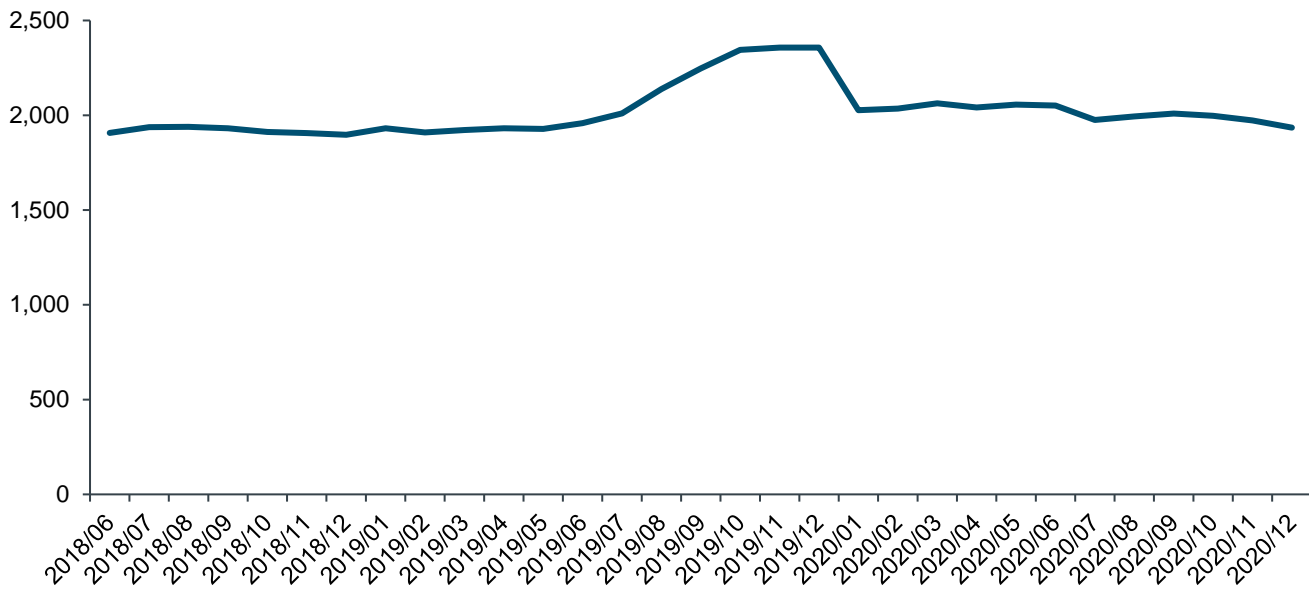
Source: Alberta Community and Social Services.

PDD Waiting for Services (June 2018 to December 2020)



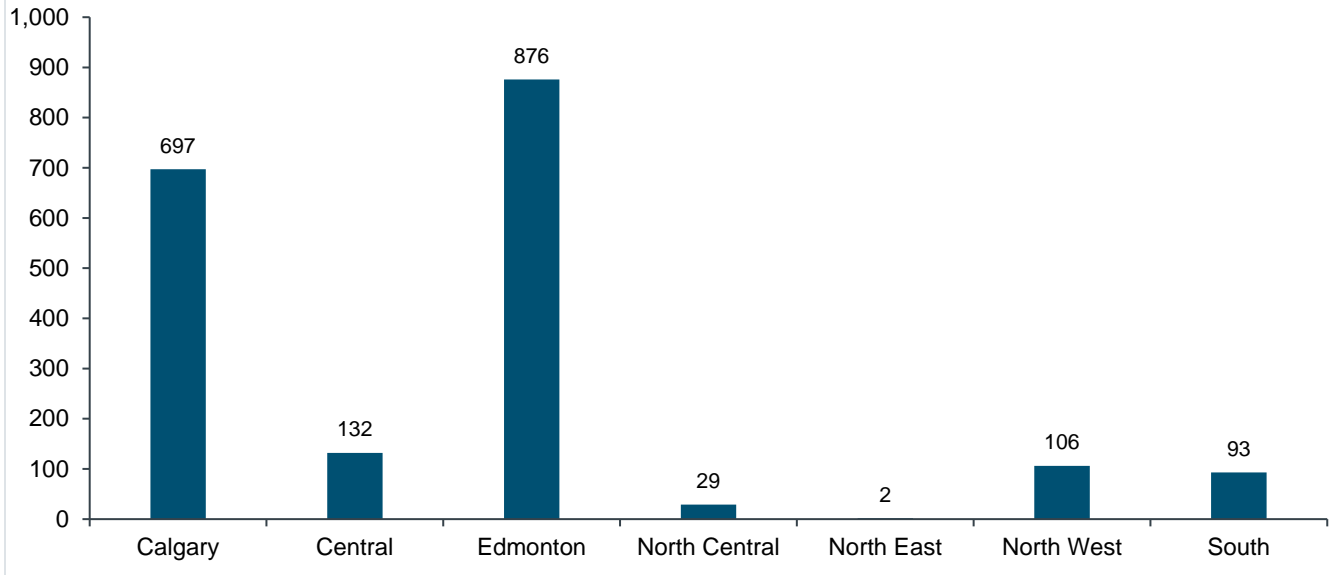
Source: Alberta Community and Social Services.

PDD Service Planning Caseload - Provincial Data (Jun 2018 to Dec 2020)



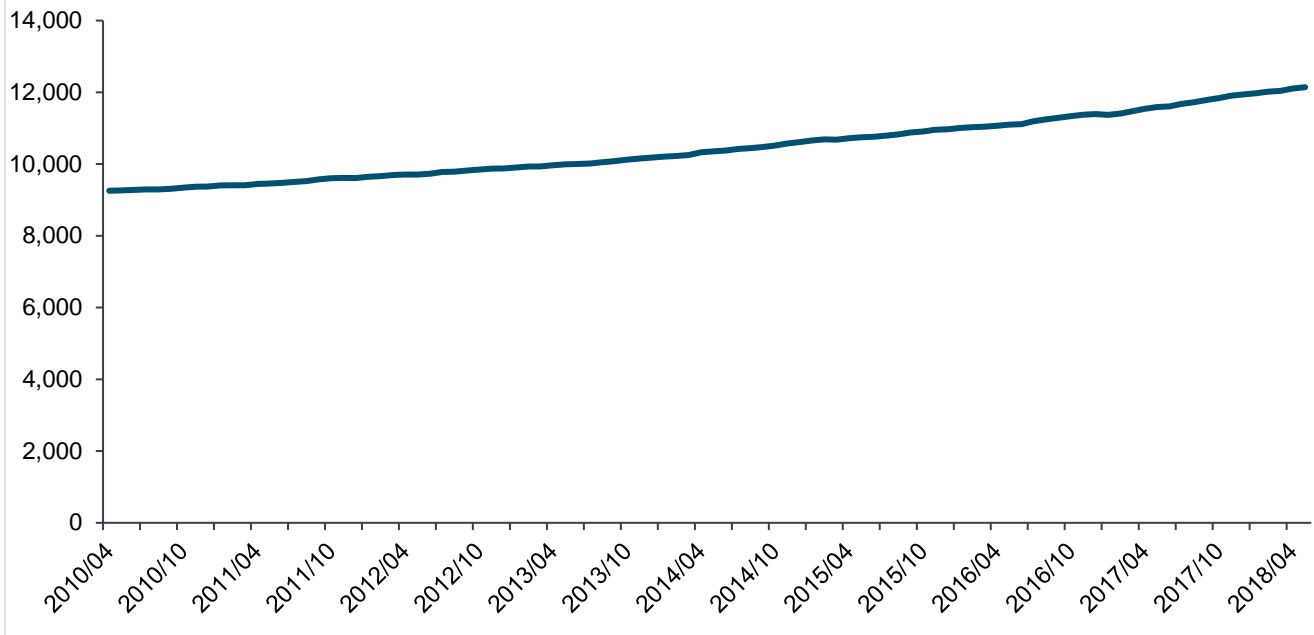
Source: Alberta Community and Social Services.

PDD Service Planning Caseload - Regional Data (December 2020)



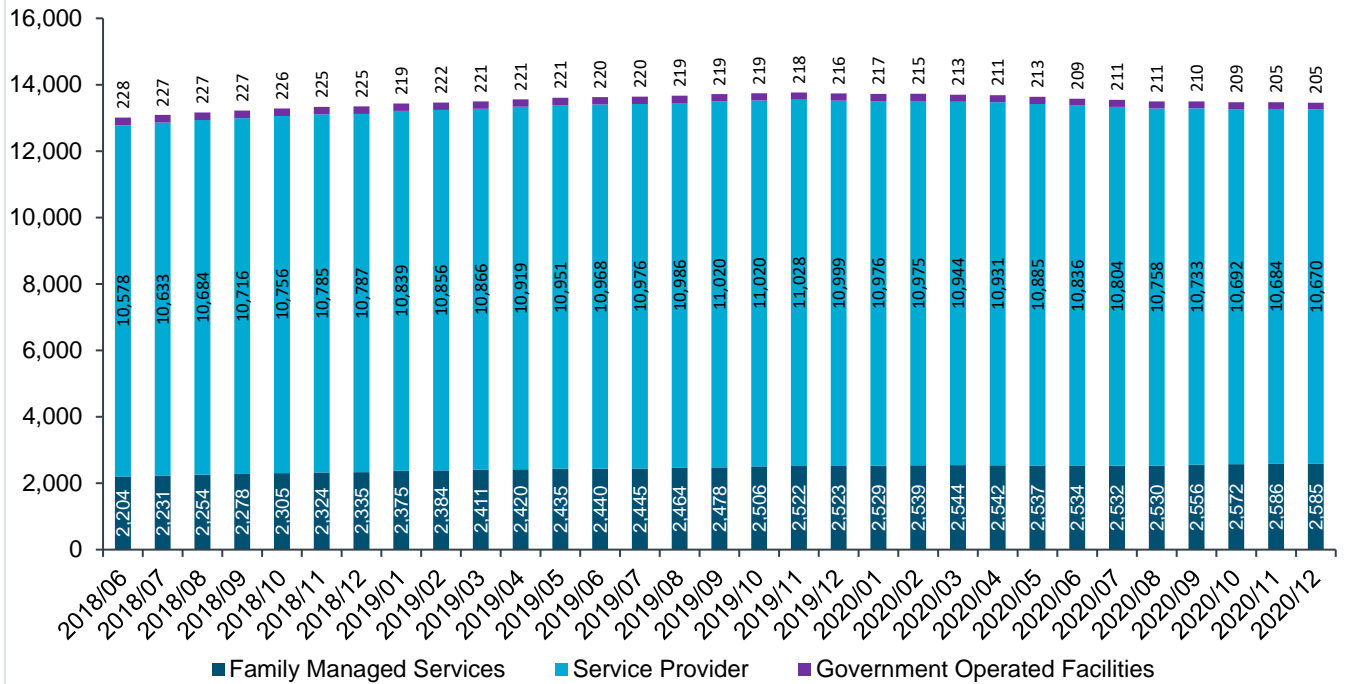
Source: Alberta Community and Social Services.

PDD Historical Active Caseload (April 2010 to May 2018)



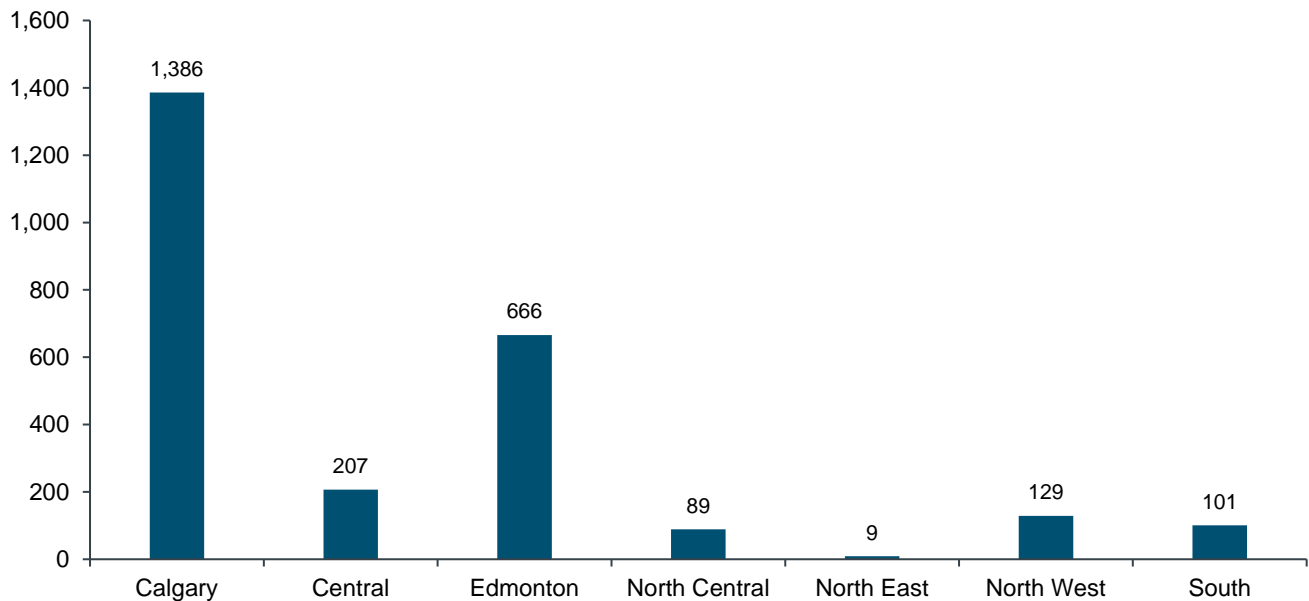
Source: Alberta Community and Social Services.

PDD Caseload by Service Delivery Model (June 2018 to December 2020)



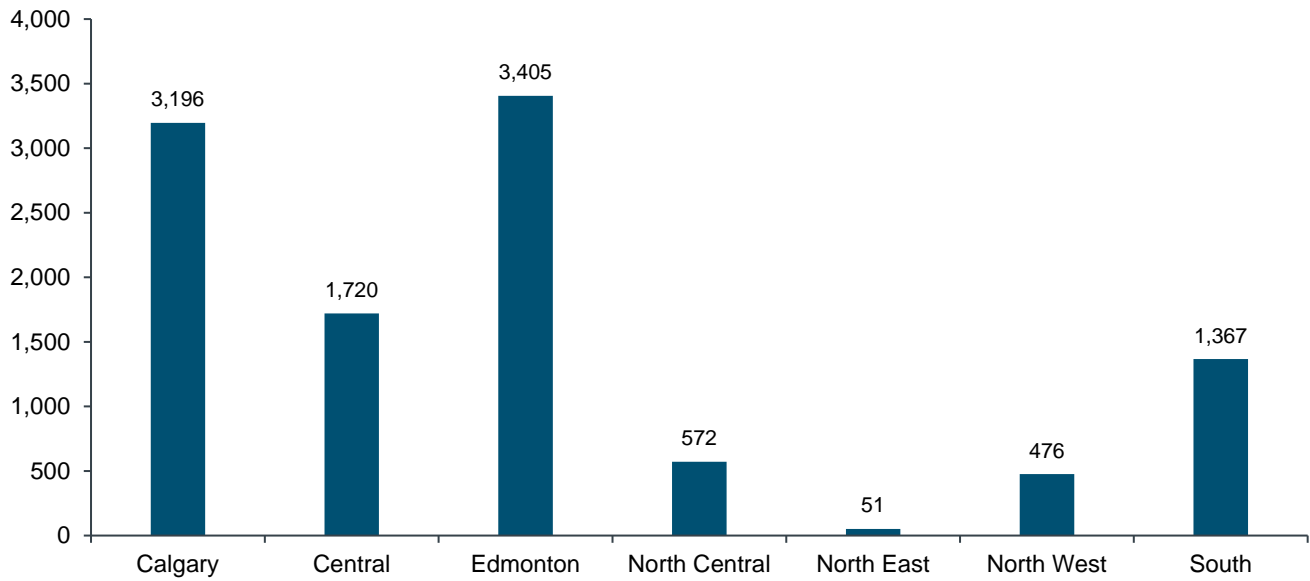
Source: Alberta Community and Social Services.

PDD Individuals using Family Managed Services by Region (December 2020)



Source: Alberta Community and Social Services.

PDD Individuals using Service Providers by Region (December 2020)



Source: Alberta Community and Social Services.