

# Workplace injuries, illnesses and fatalities: Business and professional services sector overview 2021

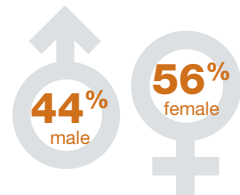
## Workplace injuries and illnesses

### Injury claims

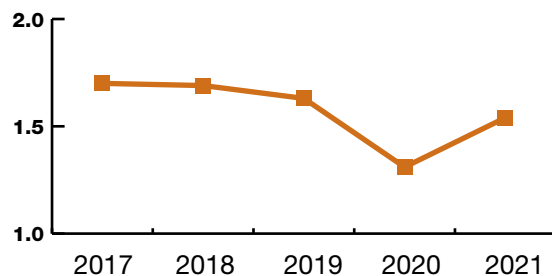
**10 in 100** in this sector | **4,938** total injuries | **476** COVID-19

**Age group with the highest injuries** **15-24** year olds  
**2.81** per 100 person years

### Injuries by gender



### Injury trends 2017-2021\*



### Common injuries

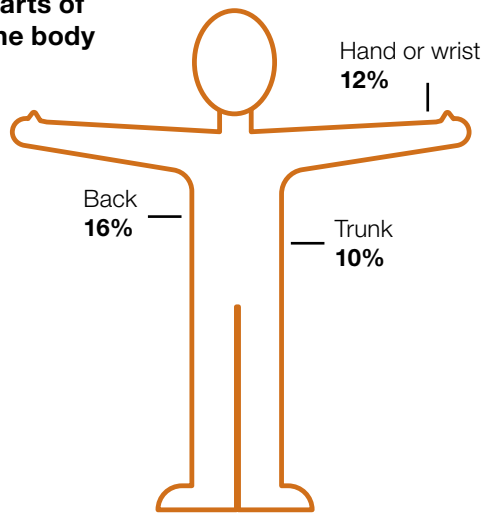
#### Types

Sprains / strains / tears **51%**  
Wounds and bruises **19%**  
Other injuries **16%**

#### Causes

Bodily reaction and exertion **34%**  
Slips, trips and falls **23%**  
Struck by or against objects **13%**

### Parts of the body



### Highest injuries

#### Occupations

**11%** Attendants, helpers and related jobs  
**9%** Light duty cleaners  
**8%** Cooks



#### Industries\*

**7.64** Ski resorts and gondolas  
**5.04** Laundries - commercial  
**4.71** Animal shelters and pounds



#### Industry with higher COVID-19 claims\*



**1.75** Catering - industrial camps

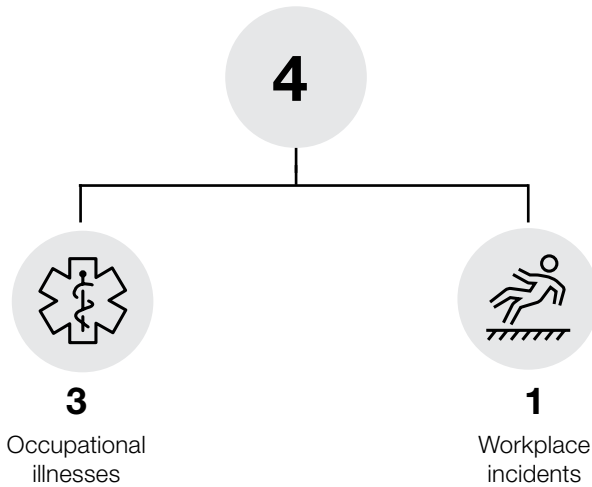
\*Disabling injury rate per 100 person-years

Data reflects 2021 injury, illness and fatality claims as accepted and reported by the Alberta's Workers' Compensation Board. All numbers are based on the year of the injury, illness, or fatality.

# Workplace injuries, illnesses and fatalities: Business and professional services sector overview 2021

## Workplace fatalities

### Fatal injuries



### Highest fatalities

#### Occupations

**67%**

Security guards



#### Industries\*

**27.86**

Casinos/  
dance halls



**10.49**

Security  
services/  
industrial patrols



**5.28**

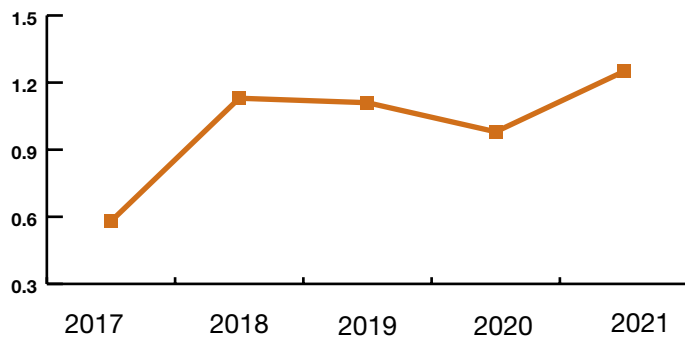
Property  
management/  
hostels



For more information, see the *Workplace injury, illness and fatality statistics: provincial summary report*.

<https://open.alberta.ca/publications/workplace-injury-illness-and-fatality-statistics-provincial-summary>

### Fatality trends 2017-2021\*



\*Adjusted fatality rate per 100,000 person-years

Data reflects 2021 injury, illness and fatality claims as accepted and reported by the Alberta's Workers' Compensation Board. All numbers are based on the year of the injury, illness, or fatality.