

Workplace injuries, illnesses and fatalities: Wholesale and retail sector overview 2021

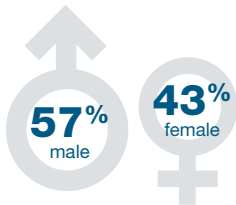
Workplace injuries and illnesses

Injury claims

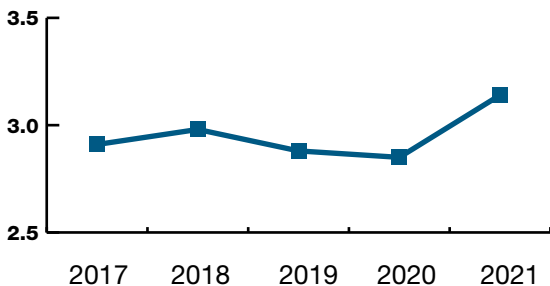
21 in 100 | **10,838** | **639**
 in this sector | total injuries | COVID-19

Age group with the highest injuries | **15-24** year olds
5.06 per 100 person years

Injuries by gender



Injury trends 2017-2021*

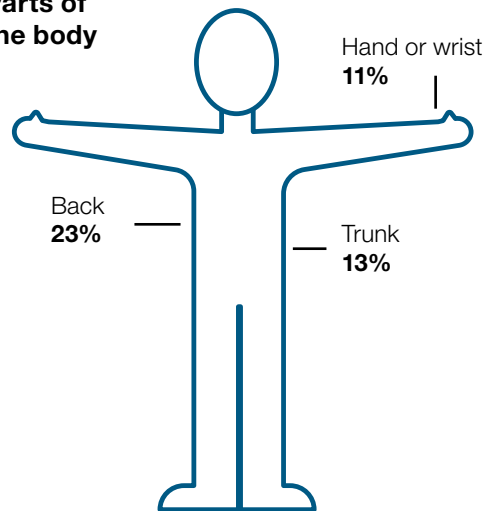


Common injuries

Types	
Sprains / strains / tears	60%
Other injuries	18%
Wounds and bruises	16%

Causes	
Bodily reaction and exertion	49%
Struck by or against objects	16%
Slips, trips and falls	15%

Parts of the body

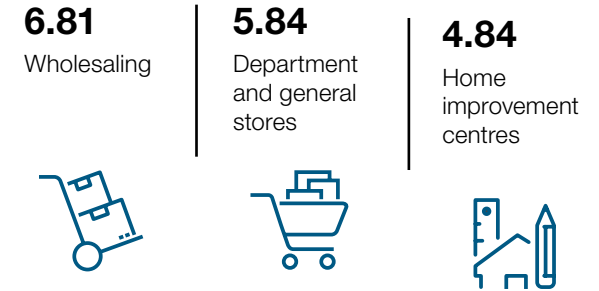


Highest injuries

Occupations



Industries*



Industry with higher COVID-19 claims*



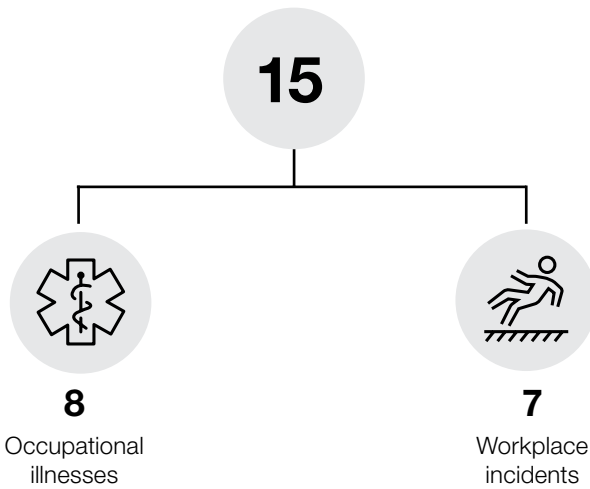
*Disabling injury rate per 100 person-years

Data reflects 2021 injury, illness and fatality claims as accepted and reported by the Alberta's Workers' Compensation Board. All numbers are based on the year of the injury, illness, or fatality.

Workplace injuries, illnesses and fatalities: Wholesale and retail sector overview 2021

Workplace fatalities

Fatal injuries



Highest fatalities

Occupations

13%
Retail sales



13%
Shippers and receivers



Industries*

85.76
Grain/seed handling operations



25.69
Travelling sales/manufacturing agents



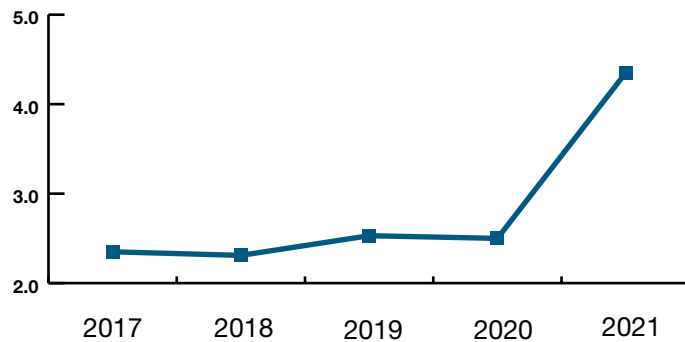
17.85
Industrial/oilfield equipment - rent



For more information, see the *Workplace injury, illness and fatality statistics: provincial summary report*.

<https://open.alberta.ca/publications/workplace-injury-illness-and-fatality-statistics-provincial-summary>

Fatality trends 2017-2021*



*Adjusted fatality rate per 100,000 person-years

Data reflects 2021 injury, illness and fatality claims as accepted and reported by the Alberta's Workers' Compensation Board. All numbers are based on the year of the injury, illness, or fatality.