

Workplace injuries, illnesses and fatalities: Agriculture and forestry sector overview 2021

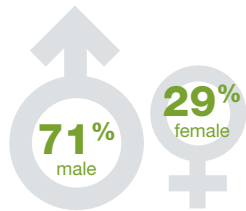
Workplace injuries and illnesses

Injury claims

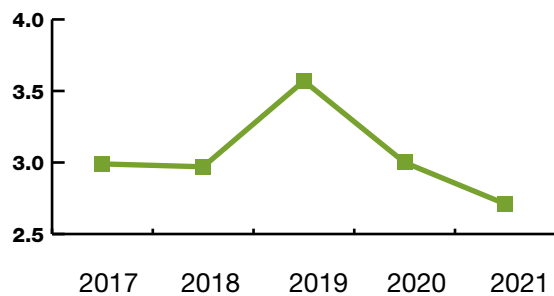
1 in 100 in this sector | **666** total injuries | **8** COVID-19

Age group with the highest injuries **15-24** year olds
4.76 per 100 person years

Injuries by gender



Injury trends 2017-2021*



Common injuries

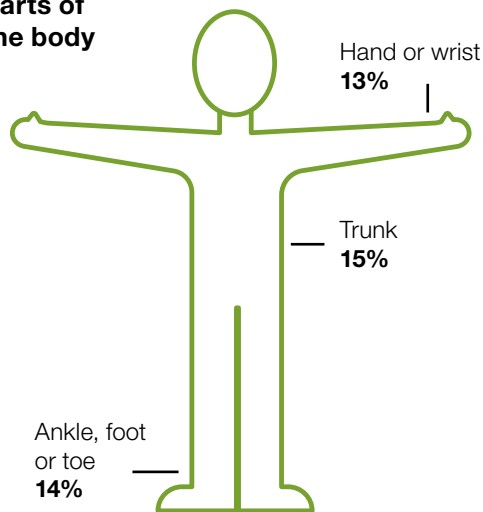
Types

Sprains / strains / tears **40%**
Wounds and bruises **24%**
Other injuries **20%**

Causes

Bodily reaction and exertion **26%**
Slips, trips and falls **22%**
Struck by or against objects **18%**

Parts of the body



Highest injuries

Occupations

33% General farm workers
9% Transport truck drivers
6% Other labourers in processing, manufacturing and utilities



Industries*

20.60 Mushroom producers or bait farms
5.66 Goat or sheep producers
5.61 Hog producers



Industry with higher COVID-19 claims*



0.16 Greenhouses and market gardens

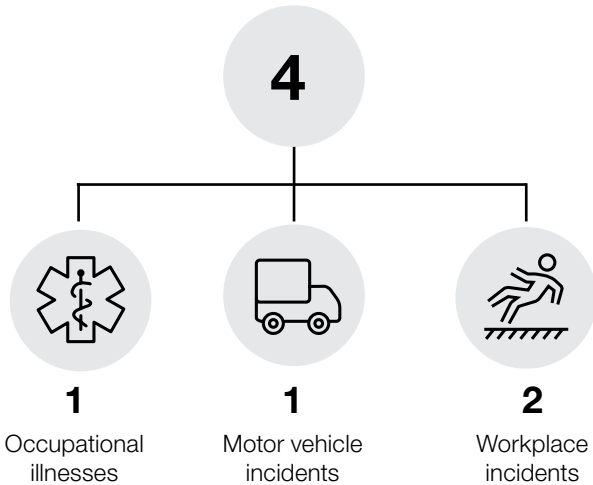
*Disabling injury rate per 100 person-years

Data reflects 2021 injury, illness and fatality claims as accepted and reported by the Alberta's Workers' Compensation Board. All numbers are based on the year of the injury, illness, or fatality.

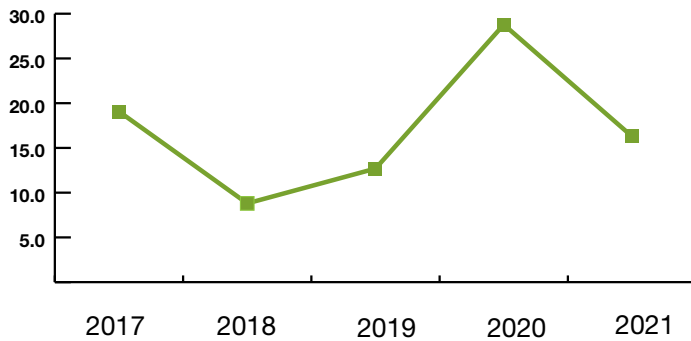
Workplace injuries, illnesses and fatalities: Agriculture and forestry sector overview 2021

Workplace injuries and illnesses

Fatal injuries



Fatality trends 2017-2021*

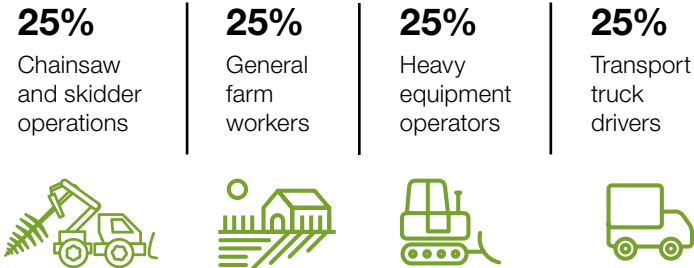


*Adjusted fatality rate per 100,000 person-years


Data reflects 2021 injury, illness and fatality claims as accepted and reported by the Alberta's Workers' Compensation Board. All numbers are based on the year of the injury, illness, or fatality.

Highest fatalities

Occupations



Industries*



For more information, see the *Workplace injury, illness and fatality statistics: provincial summary report*.

<https://open.alberta.ca/publications/workplace-injury-illness-and-fatality-statistics-provincial-summary>