

Workplace injuries, illnesses and fatalities: Construction and construction trades sector overview 2021

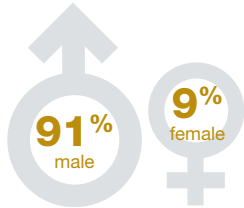
Workplace injuries and illnesses

Injury claims

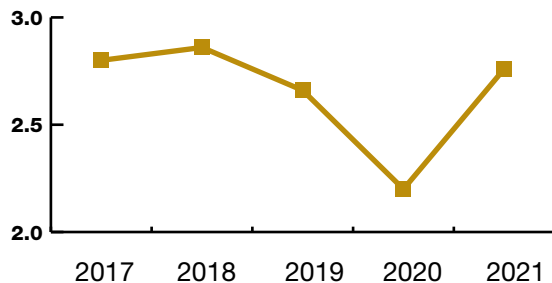
17 in 100 in this sector | **8,495** total injuries | **1,355** COVID-19

Age group with the highest injuries **25-34** year olds
3.38 per 100 person years

Injuries by gender



Injury trends 2017-2021*



Common injuries

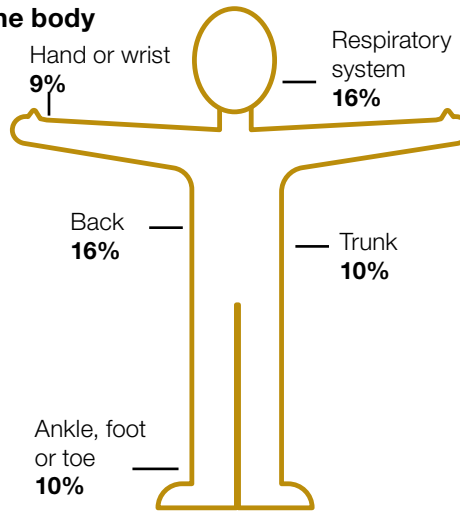
Types

Sprains / strains / tears **51%**
Wounds and bruises **21%**
Other injuries **15%**

Causes

Bodily reaction and exertion **32%**
Slips, trips and falls **19%**
Exposures to harmful substance **17%**

Parts of the body



Highest injuries

Occupations

14% Construction trades helpers and workers | **8%** Other trades helpers and labourers | **7%** Carpenters



Industries*

11.20 Refractory linings - sales and installation | **9.93** Acoustic materials - sales and installation | **7.52** Framing contractor - construction



Industry with higher COVID-19 claims*



10.50 Refractory linings - sales and installation

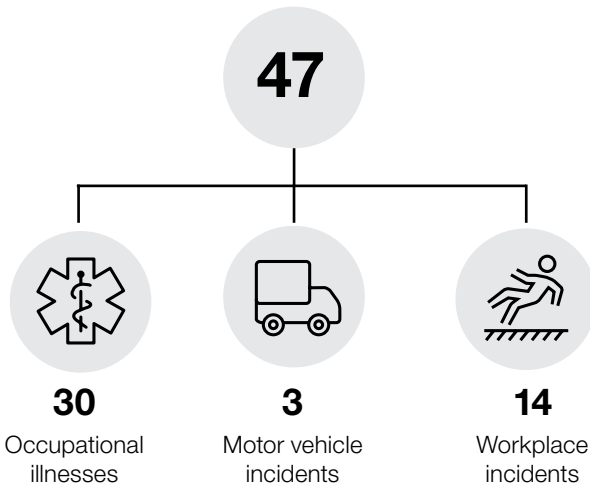
*Disabling injury rate per 100 person-years

Data reflects 2021 injury, illness and fatality claims as accepted and reported by the Alberta's Workers' Compensation Board. All numbers are based on the year of the injury, illness, or fatality.

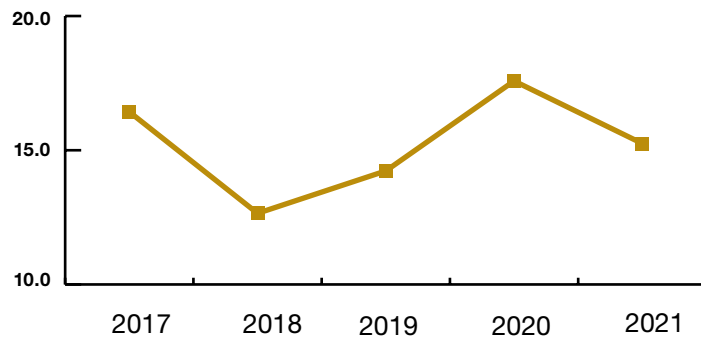
Workplace injuries, illnesses and fatalities: Construction and construction trades sector overview 2021

Workplace fatalities

Fatal injuries



Fatality trends 2017-2021*



*Adjusted fatality rate per 100,000 person-years

Data reflects 2021 injury, illness and fatality claims as accepted and reported by the Alberta's Workers' Compensation Board. All numbers are based on the year of the injury, illness, or fatality.

Highest fatalities

Occupation

16%

Steam, pipefitters and sprinkler workers



Industries*

662.30

Acoustic materials- sell/ install



179.90

Sand blasting



106.70

Mechanical insulation - install/ svce



For more information, see the *Workplace injury, illness and fatality statistics: provincial summary report*.

<https://open.alberta.ca/publications/workplace-injury-illness-and-fatality-statistics-provincial-summary>