

Workplace injuries, illnesses and fatalities: Provincial and municipal government, education and health services sector overview 2021

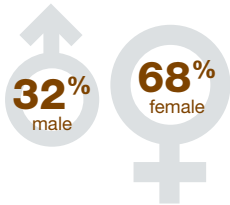
Workplace injuries and illnesses

Injury claims

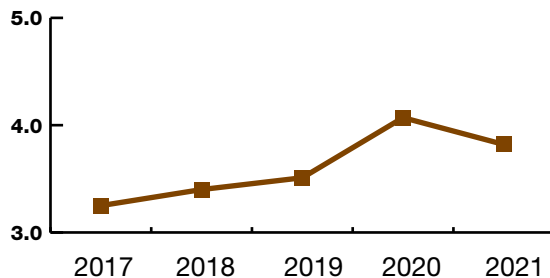
27 in 100 | **13,803** | **2,323**
 in this sector | total injuries | COVID-19

Age group with the highest injuries **45-54** year olds
4.72 per 100 person years

Injuries by gender



Injury trends 2017-2021*



Common injuries

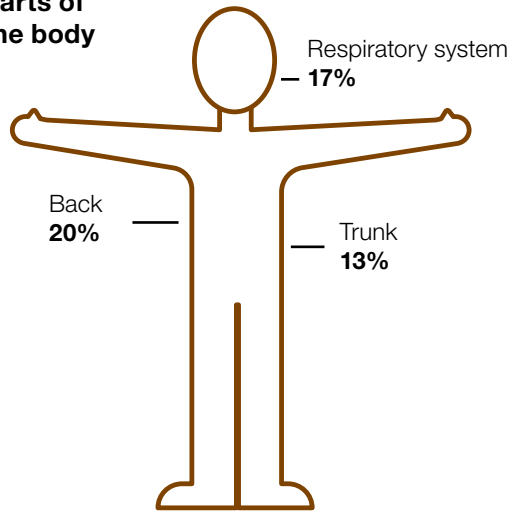
Types

Sprains / strains / tears **68%**
 Other injuries **15%**
 Wounds and bruises **13%**

Causes

Bodily reaction and exertion **41%**
 Exposures to harmful substance **19%**
 Slips, trips and falls **15%**

Parts of the body



Highest injuries

Occupations

21% Nurse aides and orderlies
9% Registered nurses and registered psychiatric nurses
7% Social and community service workers



Industries*

10.30 Fire protection cooperatives
9.42 Continuing care facilities
5.77 Seniors' supportive living and lodges



Industry with higher COVID-19 claims*



2.45 Continuing care facilities

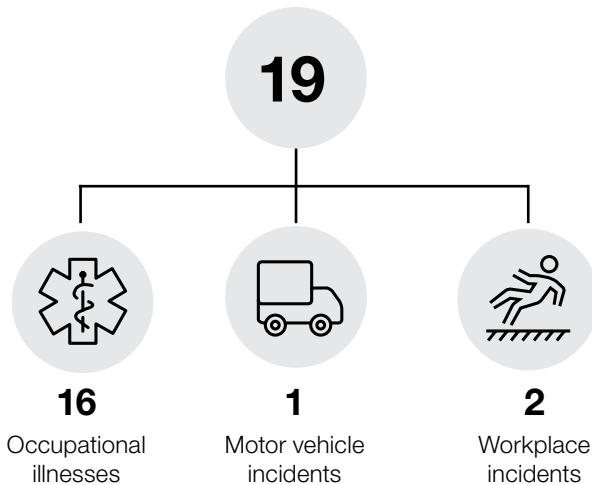
*Disabling injury rate per 100 person-years

Data reflects 2021 injury, illness and fatality claims as accepted and reported by the Alberta's Workers' Compensation Board. All numbers are based on the year of the injury, illness, or fatality.

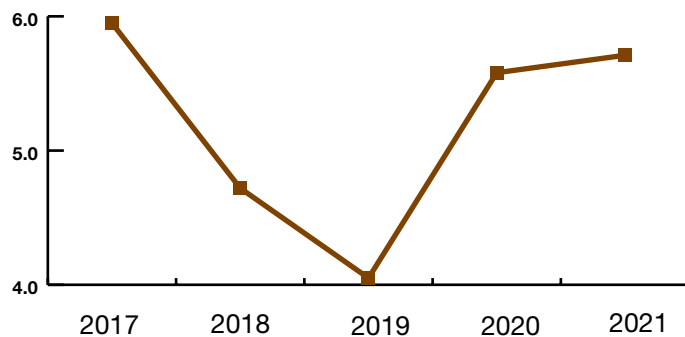
Workplace injuries, illnesses and fatalities: Provincial and municipal government, education and health services sector overview 2021

Workplace fatalities

Fatal injuries



Fatality trends 2017-2021*



*Adjusted fatality rate per 100,000 person-years

Data reflects 2021 injury, illness and fatality claims as accepted and reported by the Alberta's Workers' Compensation Board. All numbers are based on the year of the injury, illness, or fatality.

Highest fatalities

Occupations

35%
Firefighters



12%
Nurse aides and orderlies



Industries*

253.80
Irrigation/
drainage district



26.04
Cities



23.69
Municipal
districts



For more information, see the *Workplace injury, illness and fatality statistics: provincial summary report*.

<https://open.alberta.ca/publications/workplace-injury-illness-and-fatality-statistics-provincial-summary>