

Workplace injuries, illnesses and fatalities: Mining and petroleum development sector overview 2021

Workplace injuries and illnesses

Injury claims

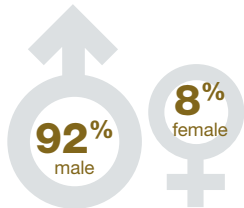
5 in 100
in this sector

2,328
total injuries

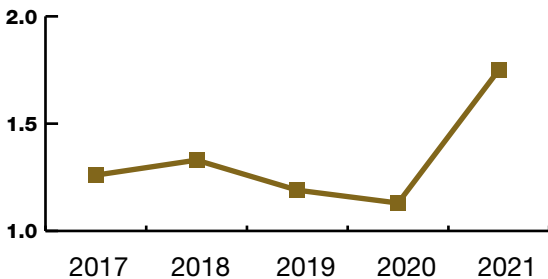
872
COVID-19

Age group with the highest injuries
35-44 year olds
2.15 per 100 person years

Injuries by gender



Injury trends 2017-2021*



Common injuries

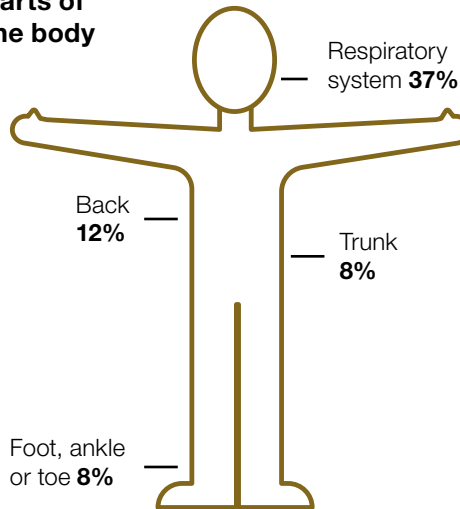
Types

Sprains / strains / tears	52%
Wounds and bruises	18%
Other injuries	16%

Causes

Exposures to harmful substance	40%
Bodily reaction and exertion	23%
Slips, trips and falls	11%

Parts of the body



Highest injuries

Occupations

18%
Oil and gas drilling, servicing and related labourers

17%
Heavy equipment operators (except crane)

9%
Oil and gas well drilling and related workers and services operators



Industries*

6.79
Drilling - oil and gas wells

4.22
Well servicing with service rigs

3.69
Oilsands operations



Industry with higher COVID-19 claims*



2.92
Drilling - oil and gas wells

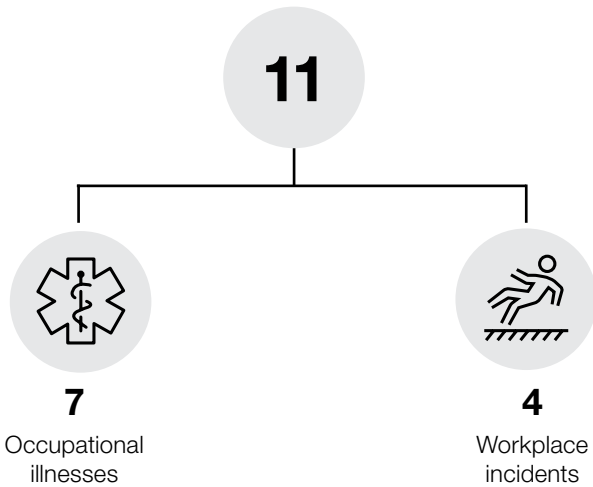
*Disabling injury rate per 100 person-years

Data reflects 2021 injury, illness and fatality claims as accepted and reported by the Alberta's Workers' Compensation Board. All numbers are based on the year of the injury, illness, or fatality.

Workplace injuries, illnesses and fatalities: Mining and petroleum development sector overview 2021

Workplace fatalities

Fatal injuries



Highest fatalities

Occupations

29%

Other trades helpers and labourers



Industries*

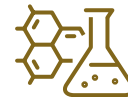
800.00

Pipeline cleaning



123.90

Mobile oilfield waste treatment services



42.67

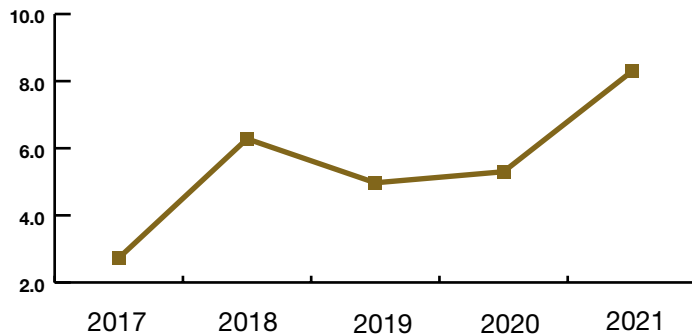
Mining & overburden removal



For more information, see the *Workplace injury, illness and fatality statistics: provincial summary report*.

<https://open.alberta.ca/publications/workplace-injury-illness-and-fatality-statistics-provincial-summary>

Fatality trends 2017-2021*



*Adjusted fatality rate per 100,000 person-years

Data reflects 2021 injury, illness and fatality claims as accepted and reported by the Alberta's Workers' Compensation Board. All numbers are based on the year of the injury, illness, or fatality.